

PREMIER ENTERTAINMENT AC, LLC DBA BALLY'S AC
MONTHLY SPORTS WAGERING TAX RETURN
FOR THE MONTH OF APRIL, 2023

SPORTS WAGERING - RETAIL

Line (a)	Description (b)	Gross Revenue/Tax (c)
1	Year-to-Date Retail Sports Wagering Gross Revenue	\$ (212,772)
2	Less: Last Month's Year-to-Date Retail Sports Wagering Gross Revenue	(142,562)
3	Monthly Retail Sports Wagering Gross Revenue	(70,210)
4	Monthly Adjustments	-
5	Monthly Retail Sports Wagering Promotional Gaming Credit Deduction	-
6	Monthly Taxable Retail Sports Wagering Gross Revenue	(70,210)
7	Monthly 8.5% Tax on Retail Sports Wagering Gross Revenue	(5,968)
8	Less: Retail Sports Wagering Loss Carryforward Applied (if applicable)	-
9	Total Retail Sports Wagering Tax Payment for this Month	-

LOSS CARRYFORWARD INFORMATION (8.5% TAX):

10	Retail Sports Wagering Loss Carryforward - End of Prior Month	(12,117)
11	Retail Sports Wagering Loss Carryforward Applied to Current Month	-
12	Retail Sports Wagering Loss - Current Month	(5,968)
13	Retail Sports Wagering Loss Carryforward - End of Current Month	(18,085)

SPORTS WAGERING - INTERNET

Line (a)	Description (b)	Gross Revenue/Tax (c)
14	Year-to-Date Internet Sports Wagering Gross Revenue	\$ (5,549)
15	Less: Last Month's Year-to-Date Internet Sports Wagering Gross Revenue	(163,894)
16	Monthly Internet Sports Wagering Gross Revenue	158,345
17	Monthly Adjustments	-
18	Monthly Taxable Internet Sports Wagering Gross Revenue	158,345
19	Monthly 13% Tax on Internet Sports Wagering Gross Revenue	20,585
20	Less: Internet Sports Wagering Loss Applied from Prior Month (if applicable)	(20,585)
21	Total Internet Sports Wagering Tax Payment for this Month	-

LOSS CARRYFORWARD INFORMATION (13% TAX):

22	Internet Sports Wagering Loss Carryforward - End of Prior Month	(41,648)
23	Internet Sports Wagering Loss Carryforward Applied to Current Month	20,585
24	Internet Sports Wagering Loss - Current Month	-
25	Internet Sports Wagering Loss Carryforward - End of Current Month	(21,063)

26	Total Sports Wagering Tax Payment (sum lines 9 and 21)	\$ -
-----------	---	-------------

27	Retail Sports Wagering Promotional Gaming Credits Wagered for the Month	-
28	Online Sports Wagering Promotional Gaming Credits Wagered for the Month (to DGE-101)	-

FORM MAY NOT FOOT DUE TO ROUNDING

WEB SITES REPORTING SPORTS WAGERING GROSS REVENUE:

GETSPORTTRADE.COM

Under penalties of perjury, I declare that I have examined this report, and to the best of my knowledge and belief, it is true and complete.



5/8/2023
DATE

Operations Controller 1861-11
TITLE (LICENSE NUMBER)

BORGATA HOTEL CASINO & SPA
MONTHLY SPORTS WAGERING TAX RETURN
FOR THE MONTH OF APRIL 2023

SPORTS WAGERING - RETAIL

Line (a)	Description (b)	Gross Revenue/Tax (c)
1	Year-to-Date Retail Sports Wagering Gross Revenue	\$ 614,580
2	Less: Last Month's Year-to-Date Retail Sports Wagering Gross Revenue	136,210
3	Monthly Retail Sports Wagering Gross Revenue	478,370
4	Monthly Adjustments	-
5	Monthly Retail Sports Wagering Promotional Gaming Credit Deduction	-
6	Monthly Taxable Retail Sports Wagering Gross Revenue	478,370
7	Monthly 8.5% Tax on Retail Sports Wagering Gross Revenue	40,661
8	Less: Retail Sports Wagering Loss Carryforward Applied (if applicable)	(40,661)
9	Total Retail Sports Wagering Tax Payment for this Month	-

LOSS CARRYFORWARD INFORMATION (8.5% TAX):

10	Retail Sports Wagering Loss Carryforward - End of Prior Month	(318,887)
11	Retail Sports Wagering Loss Carryforward Applied to Current Month	40,661
12	Retail Sports Wagering Loss - Current Month	-
13	Retail Sports Wagering Loss Carryforward - End of Current Month	(278,226)

SPORTS WAGERING - INTERNET

Line (a)	Description (b)	Gross Revenue/Tax (c)
14	Year-to-Date Internet Sports Wagering Gross Revenue	\$ 24,948,846
15	Less: Last Month's Year-to-Date Internet Sports Wagering Gross Revenue	18,849,055
16	Monthly Internet Sports Wagering Gross Revenue	6,099,791
17	Monthly Adjustments	-
18	Monthly Taxable Internet Sports Wagering Gross Revenue	6,099,791
19	Monthly 13% Tax on Internet Sports Wagering Gross Revenue	792,973
20	Less: Internet Sports Wagering Loss Applied from Prior Month (if applicable)	-
21	Total Internet Sports Wagering Tax Payment for this Month	792,973

LOSS CARRYFORWARD INFORMATION (13% TAX):

22	Internet Sports Wagering Loss Carryforward - End of Prior Month	-
23	Internet Sports Wagering Loss Carryforward Applied to Current Month	-
24	Internet Sports Wagering Loss - Current Month	-
25	Internet Sports Wagering Loss Carryforward - End of Current Month	-

26	Total Sports Wagering Tax Payment (sum lines 9 and 21)	\$ 792,973
-----------	---	-------------------

27	Retail Sports Wagering Promotional Gaming Credits Wagered for the Month	-
28	Online Sports Wagering Promotional Gaming Credits Wagered for the Month (to DGE-101)	-

FORM MAY NOT FOOT DUE TO ROUNDING

WEB SITES REPORTING SPORTS WAGERING GROSS REVENUE:

BETMGM.COM
SPORTS.BORGATAONLINE.COM

Under penalties of perjury, I declare that I have examined this report, and to the best of my knowledge and belief, it is true and complete.



Noelle M. McManus

5/5/2023
DATE

Casino Controller 9751-11
TITLE (LICENSE NUMBER)

CAESARS ATLANTIC CITY
MONTHLY SPORTS WAGERING TAX RETURN
FOR THE MONTH OF APRIL 2023

SPORTS WAGERING - RETAIL

Line (a)	Description (b)	Gross Revenue/Tax (c)
1	Year-to-Date Retail Sports Wagering Gross Revenue	\$ 653,260
2	Less: Last Month's Year-to-Date Retail Sports Wagering Gross Revenue	686,087
3	Monthly Retail Sports Wagering Gross Revenue	(32,827)
4	Monthly Adjustments	101
5	Monthly Retail Sports Wagering Promotional Gaming Credit Deduction	-
6	Monthly Taxable Retail Sports Wagering Gross Revenue	(32,726)
7	Monthly 8.5% Tax on Retail Sports Wagering Gross Revenue	(2,782)
8	Less: Retail Sports Wagering Loss Carryforward Applied (if applicable)	-
9	Total Retail Sports Wagering Tax Payment for this Month	-

LOSS CARRYFORWARD INFORMATION (8.5% TAX):

10	Retail Sports Wagering Loss Carryforward - End of Prior Month	(21,837)
11	Retail Sports Wagering Loss Carryforward Applied to Current Month	-
12	Retail Sports Wagering Loss - Current Month	(2,782)
13	Retail Sports Wagering Loss Carryforward - End of Current Month	(24,619)

SPORTS WAGERING - INTERNET

Line (a)	Description (b)	Gross Revenue/Tax (c)
14	Year-to-Date Internet Sports Wagering Gross Revenue	\$ -
15	Less: Last Month's Year-to-Date Internet Sports Wagering Gross Revenue	-
16	Monthly Internet Sports Wagering Gross Revenue	-
17	Monthly Adjustments	-
18	Monthly Taxable Internet Sports Wagering Gross Revenue	-
19	Monthly 13% Tax on Internet Sports Wagering Gross Revenue	-
20	Less: Internet Sports Wagering Loss Applied from Prior Month (if applicable)	-
21	Total Internet Sports Wagering Tax Payment for this Month	-

LOSS CARRYFORWARD INFORMATION (13% TAX):

22	Internet Sports Wagering Loss Carryforward - End of Prior Month	-
23	Internet Sports Wagering Loss Carryforward Applied to Current Month	-
24	Internet Sports Wagering Loss - Current Month	-
25	Internet Sports Wagering Loss Carryforward - End of Current Month	-

26	Total Sports Wagering Tax Payment (sum lines 9 and 21)	\$ -
-----------	---	-------------

27	Retail Sports Wagering Promotional Gaming Credits Wagered for the Month	-
28	Online Sports Wagering Promotional Gaming Credits Wagered for the Month (to DGE-101)	-

FORM MAY NOT FOOT DUE TO ROUNDING

WEB SITES REPORTING SPORTS WAGERING GROSS REVENUE:

Under penalties of perjury, I declare that I have examined this report, and to the best of my knowledge and belief, it is true and complete.



ANGELA BIANCHINI

5/9/2023
DATE

OPERATIONS CONTROLLER (8454-11)
TITLE (LICENSE NUMBER)

BOARDWALK REGENCY (ONLINE)
MONTHLY SPORTS WAGERING TAX RETURN
FOR THE MONTH OF APRIL 2023

SPORTS WAGERING - RETAIL

Line (a)	Description (b)	Gross Revenue/Tax (c)
1	Year-to-Date Retail Sports Wagering Gross Revenue	
2	Less: Last Month's Year-to-Date Retail Sports Wagering Gross Revenue	
3	Monthly Retail Sports Wagering Gross Revenue	-
4	Monthly Adjustments	
5	Monthly Retail Sports Wagering Promotional Gaming Credit Deduction	
6	Monthly Taxable Retail Sports Wagering Gross Revenue	-
7	Monthly 8.5% Tax on Retail Sports Wagering Gross Revenue	-
8	Less: Retail Sports Wagering Loss Carryforward Applied (if applicable)	-
9	Total Retail Sports Wagering Tax Payment for this Month	-

LOSS CARRYFORWARD INFORMATION (8.5% TAX):

10	Retail Sports Wagering Loss Carryforward - End of Prior Month	
11	Retail Sports Wagering Loss Carryforward Applied to Current Month	
12	Retail Sports Wagering Loss - Current Month	-
13	Retail Sports Wagering Loss Carryforward - End of Current Month	-

SPORTS WAGERING - INTERNET

Line (a)	Description (b)	Gross Revenue/Tax (c)
14	Year-to-Date Internet Sports Wagering Gross Revenue	\$ (662,354)
15	Less: Last Month's Year-to-Date Internet Sports Wagering Gross Revenue	(1,002,848)
16	Monthly Internet Sports Wagering Gross Revenue	340,494
17	Monthly Adjustments	-
18	Monthly Taxable Internet Sports Wagering Gross Revenue	340,494
19	Monthly 13% Tax on Internet Sports Wagering Gross Revenue	44,264
20	Less: Internet Sports Wagering Loss Applied from Prior Month (if applicable)	(44,264)
21	Total Internet Sports Wagering Tax Payment for this Month	-

LOSS CARRYFORWARD INFORMATION (13% TAX):

22	Internet Sports Wagering Loss Carryforward - End of Prior Month	(130,370)
23	Internet Sports Wagering Loss Carryforward Applied to Current Month	44,264
24	Internet Sports Wagering Loss - Current Month	-
25	Internet Sports Wagering Loss Carryforward - End of Current Month	(86,106)

26	Total Sports Wagering Tax Payment (sum lines 9 and 21)	\$ -
-----------	---	-------------

27	Retail Sports Wagering Promotional Gaming Credits Wagered for the Month	
28	Online Sports Wagering Promotional Gaming Credits Wagered for the Month (to DGE-101)	

FORM MAY NOT FOOT DUE TO ROUNDING

WEB SITES REPORTING SPORTS WAGERING GROSS REVENUE:

888.com
WynnSports.com

Under penalties of perjury, I declare that I have examined this report, and to the best of my knowledge and belief, it is true and complete.



Luther Guelker

5/11/2023
DATE

Accounting Director (009521-11)
TITLE (LICENSE NUMBER)

GOLDEN NUGGET
MONTHLY SPORTS WAGERING TAX RETURN
FOR THE MONTH OF APRIL 2023

SPORTS WAGERING - RETAIL

Line (a)	Description (b)	Gross Revenue/Tax (c)
1	Year-to-Date Retail Sports Wagering Gross Revenue	\$ 260,640
2	Less: Last Month's Year-to-Date Retail Sports Wagering Gross Revenue	254,066
3	Monthly Retail Sports Wagering Gross Revenue	6,574
4	Monthly Adjustments	-
5	Monthly Retail Sports Wagering Promotional Gaming Credit Deduction	-
6	Monthly Taxable Retail Sports Wagering Gross Revenue	6,574
7	Monthly 8.5% Tax on Retail Sports Wagering Gross Revenue	559
8	Less: Retail Sports Wagering Loss Carryforward Applied (if applicable)	-
9	Total Retail Sports Wagering Tax Payment for this Month	559

LOSS CARRYFORWARD INFORMATION (8.5% TAX):

10	Retail Sports Wagering Loss Carryforward - End of Prior Month	-
11	Retail Sports Wagering Loss Carryforward Applied to Current Month	-
12	Retail Sports Wagering Loss - Current Month	-
13	Retail Sports Wagering Loss Carryforward - End of Current Month	-

SPORTS WAGERING - INTERNET

Line (a)	Description (b)	Gross Revenue/Tax (c)
14	Year-to-Date Internet Sports Wagering Gross Revenue	\$ 55,751
15	Less: Last Month's Year-to-Date Internet Sports Wagering Gross Revenue	46,017
16	Monthly Internet Sports Wagering Gross Revenue	9,734
17	Monthly Adjustments	-
18	Monthly Taxable Internet Sports Wagering Gross Revenue	9,734
19	Monthly 13% Tax on Internet Sports Wagering Gross Revenue	1,265
20	Less: Internet Sports Wagering Loss Applied from Prior Month (if applicable)	-
21	Total Internet Sports Wagering Tax Payment for this Month	1,265

LOSS CARRYFORWARD INFORMATION (13% TAX):

22	Internet Sports Wagering Loss Carryforward - End of Prior Month	-
23	Internet Sports Wagering Loss Carryforward Applied to Current Month	-
24	Internet Sports Wagering Loss - Current Month	-
25	Internet Sports Wagering Loss Carryforward - End of Current Month	-

26	Total Sports Wagering Tax Payment (sum lines 9 and 21)	\$ 1,824
-----------	---	-----------------

27	Retail Sports Wagering Promotional Gaming Credits Wagered for the Month	-
28	Online Sports Wagering Promotional Gaming Credits Wagered for the Month (to DGE-101)	-

FORM MAY NOT FOOT DUE TO ROUNDING

WEB SITES REPORTING SPORTS WAGERING GROSS REVENUE:

Goldennuggetcasino.com
 US.Betway.com

Under penalties of perjury, I declare that I have examined this report, and to the best of my knowledge and belief, it is true and complete.



John M Caruso

5/8/2023
DATE

Director of Finance/Controller 8827.11

HARD ROCK HOTEL AND CASINO ATLANTIC CITY
MONTHLY SPORTS WAGERING TAX RETURN
FOR THE MONTH OF APRIL 2023

SPORTS WAGERING - RETAIL

Line (a)	Description (b)	Gross Revenue/Tax (c)
1	Year-to-Date Retail Sports Wagering Gross Revenue	\$ 187,725
2	Less: Last Month's Year-to-Date Retail Sports Wagering Gross Revenue	114,354
3	Monthly Retail Sports Wagering Gross Revenue	73,371
4	Monthly Adjustments	-
5	Monthly Retail Sports Wagering Promotional Gaming Credit Deduction	-
6	Monthly Taxable Retail Sports Wagering Gross Revenue	73,371
7	Monthly 8.5% Tax on Retail Sports Wagering Gross Revenue	6,237
8	Less: Retail Sports Wagering Loss Carryforward Applied (if applicable)	-
9	Total Retail Sports Wagering Tax Payment for this Month	6,237

LOSS CARRYFORWARD INFORMATION (8.5% TAX):

10	Retail Sports Wagering Loss Carryforward - End of Prior Month	-
11	Retail Sports Wagering Loss Carryforward Applied to Current Month	-
12	Retail Sports Wagering Loss - Current Month	-
13	Retail Sports Wagering Loss Carryforward - End of Current Month	-

SPORTS WAGERING - INTERNET

Line (a)	Description (b)	Gross Revenue/Tax (c)
14	Year-to-Date Internet Sports Wagering Gross Revenue	\$ 7,437,679
15	Less: Last Month's Year-to-Date Internet Sports Wagering Gross Revenue	5,466,881
16	Monthly Internet Sports Wagering Gross Revenue	1,970,798
17	Monthly Adjustments	-
18	Monthly Taxable Internet Sports Wagering Gross Revenue	1,970,798
19	Monthly 13% Tax on Internet Sports Wagering Gross Revenue	256,204
20	Less: Internet Sports Wagering Loss Applied from Prior Month (if applicable)	-
21	Total Internet Sports Wagering Tax Payment for this Month	256,204

LOSS CARRYFORWARD INFORMATION (13% TAX):

22	Internet Sports Wagering Loss Carryforward - End of Prior Month	-
23	Internet Sports Wagering Loss Carryforward Applied to Current Month	-
24	Internet Sports Wagering Loss - Current Month	-
25	Internet Sports Wagering Loss Carryforward - End of Current Month	-

26	Total Sports Wagering Tax Payment (sum lines 9 and 21)	\$ 262,441
-----------	---	-------------------

27	Retail Sports Wagering Promotional Gaming Credits Wagered for the Month	-
28	Online Sports Wagering Promotional Gaming Credits Wagered for the Month (to DGE-101)	-

FORM MAY NOT FOOT DUE TO ROUNDING

WEB SITES REPORTING SPORTS WAGERING GROSS REVENUE:

hardrockcasino.com
www.nj.bet365.com
nj.unibet.com

Under penalties of perjury, I declare that I have examined this report, and to the best of my knowledge and belief, it is true and complete.

Hetal Mistry

HETAL MISTRY

5/8/2023

DATE

CASINO CONTROLLER 10465-11
TITLE (LICENSE NUMBER)

HARRAH'S ATLANTIC CITY
MONTHLY SPORTS WAGERING TAX RETURN
FOR THE MONTH OF APRIL 2023

SPORTS WAGERING - RETAIL

Line (a)	Description (b)	Gross Revenue/Tax (c)
1	Year-to-Date Retail Sports Wagering Gross Revenue	\$ (379,122)
2	Less: Last Month's Year-to-Date Retail Sports Wagering Gross Revenue	(340,990)
3	Monthly Retail Sports Wagering Gross Revenue	(38,132)
4	Monthly Adjustments	41
5	Monthly Retail Sports Wagering Promotional Gaming Credit Deduction	-
6	Monthly Taxable Retail Sports Wagering Gross Revenue	(38,091)
7	Monthly 8.5% Tax on Retail Sports Wagering Gross Revenue	(3,238)
8	Less: Retail Sports Wagering Loss Carryforward Applied (if applicable)	-
9	Total Retail Sports Wagering Tax Payment for this Month	-

LOSS CARRYFORWARD INFORMATION (8.5% TAX):

10	Retail Sports Wagering Loss Carryforward - End of Prior Month	(28,957)
11	Retail Sports Wagering Loss Carryforward Applied to Current Month	-
12	Retail Sports Wagering Loss - Current Month	(3,238)
13	Retail Sports Wagering Loss Carryforward - End of Current Month	(32,195)

SPORTS WAGERING - INTERNET

Line (a)	Description (b)	Gross Revenue/Tax (c)
14	Year-to-Date Internet Sports Wagering Gross Revenue	\$ -
15	Less: Last Month's Year-to-Date Internet Sports Wagering Gross Revenue	-
16	Monthly Internet Sports Wagering Gross Revenue	-
17	Monthly Adjustments	-
18	Monthly Taxable Internet Sports Wagering Gross Revenue	-
19	Monthly 13% Tax on Internet Sports Wagering Gross Revenue	-
20	Less: Internet Sports Wagering Loss Applied from Prior Month (if applicable)	-
21	Total Internet Sports Wagering Tax Payment for this Month	-

LOSS CARRYFORWARD INFORMATION (13% TAX):

22	Internet Sports Wagering Loss Carryforward - End of Prior Month	-
23	Internet Sports Wagering Loss Carryforward Applied to Current Month	-
24	Internet Sports Wagering Loss - Current Month	-
25	Internet Sports Wagering Loss Carryforward - End of Current Month	-


26	Total Sports Wagering Tax Payment (sum lines 9 and 21)	\$ -
-----------	---	-------------

27	Retail Sports Wagering Promotional Gaming Credits Wagered for the Month	-
28	Online Sports Wagering Promotional Gaming Credits Wagered for the Month (to DGE-101)	-

FORM MAY NOT FOOT DUE TO ROUNDING

WEB SITES REPORTING SPORTS WAGERING GROSS REVENUE:

Under penalties of perjury, I declare that I have examined this report, and to the best of my knowledge and belief, it is true and complete.



 Taalib-deen Muhammad

5/8/2023

 DATE

 Operations Controller (08168-11)
 TITLE (LICENSE NUMBER)

HARRAH'S ATLANTIC CITY (ONLINE)
MONTHLY SPORTS WAGERING TAX RETURN
FOR THE MONTH OF APRIL 2023

SPORTS WAGERING - RETAIL

Line (a)	Description (b)	Gross Revenue/Tax (c)
1	Year-to-Date Retail Sports Wagering Gross Revenue	\$ -
2	Less: Last Month's Year-to-Date Retail Sports Wagering Gross Revenue	-
3	Monthly Retail Sports Wagering Gross Revenue	-
4	Monthly Adjustments	-
5	Monthly Retail Sports Wagering Promotional Gaming Credit Deduction	-
6	Monthly Taxable Retail Sports Wagering Gross Revenue	-
7	Monthly 8.5% Tax on Retail Sports Wagering Gross Revenue	-
8	Less: Retail Sports Wagering Loss Carryforward Applied (if applicable)	-
9	Total Retail Sports Wagering Tax Payment for this Month	-

LOSS CARRYFORWARD INFORMATION (8.5% TAX):

10	Retail Sports Wagering Loss Carryforward - End of Prior Month	-
11	Retail Sports Wagering Loss Carryforward Applied to Current Month	-
12	Retail Sports Wagering Loss - Current Month	-
13	Retail Sports Wagering Loss Carryforward - End of Current Month	-

SPORTS WAGERING - INTERNET

Line (a)	Description (b)	Gross Revenue/Tax (c)
14	Year-to-Date Internet Sports Wagering Gross Revenue	\$ (152,279)
15	Less: Last Month's Year-to-Date Internet Sports Wagering Gross Revenue	(141,462)
16	Monthly Internet Sports Wagering Gross Revenue	(10,817)
17	Monthly Adjustments	-
18	Monthly Taxable Internet Sports Wagering Gross Revenue	(10,817)
19	Monthly 13% Tax on Internet Sports Wagering Gross Revenue	(1,406)
20	Less: Internet Sports Wagering Loss Applied from Prior Month (if applicable)	-
21	Total Internet Sports Wagering Tax Payment for this Month	-

LOSS CARRYFORWARD INFORMATION (13% TAX):

22	Internet Sports Wagering Loss Carryforward - End of Prior Month	(31,663)
23	Internet Sports Wagering Loss Carryforward Applied to Current Month	-
24	Internet Sports Wagering Loss - Current Month	(1,406)
25	Internet Sports Wagering Loss Carryforward - End of Current Month	(33,069)

26	Total Sports Wagering Tax Payment (sum lines 9 and 21)	\$ -
-----------	---	-------------

27	Retail Sports Wagering Promotional Gaming Credits Wagered for the Month	-
28	Online Sports Wagering Promotional Gaming Credits Wagered for the Month (to DGE-101)	-

FORM MAY NOT FOOT DUE TO ROUNDING

WEB SITES REPORTING SPORTS WAGERING GROSS REVENUE:

www.nj.prophetbettingexchange.com
www.fubosportsbook.com

Under penalties of perjury, I declare that I have examined this report, and to the best of my knowledge and belief, it is true and complete.



Luther Guelker

5/9/2023
DATE

Accounting Director (009521-11)
TITLE (LICENSE NUMBER)

OCEAN CASINO RESORT
MONTHLY SPORTS WAGERING TAX RETURN
FOR THE MONTH OF APRIL 2023

SPORTS WAGERING - RETAIL

Line (a)	Description (b)	Gross Revenue/Tax (c)
1	Year-to-Date Retail Sports Wagering Gross Revenue	\$ (39,758)
2	Less: Last Month's Year-to-Date Retail Sports Wagering Gross Revenue	(9,801)
3	Monthly Retail Sports Wagering Gross Revenue	(29,957)
4	Monthly Adjustments	-
5	Monthly Retail Sports Wagering Promotional Gaming Credit Deduction	-
6	Monthly Taxable Retail Sports Wagering Gross Revenue	(29,957)
7	Monthly 8.5% Tax on Retail Sports Wagering Gross Revenue	(2,546)
8	Less: Retail Sports Wagering Loss Carryforward Applied (if applicable)	-
9	Total Retail Sports Wagering Tax Payment for this Month	-

LOSS CARRYFORWARD INFORMATION (8.5% TAX):

10	Retail Sports Wagering Loss Carryforward - End of Prior Month	(11,049)
11	Retail Sports Wagering Loss Carryforward Applied to Current Month	-
12	Retail Sports Wagering Loss - Current Month	(2,546)
13	Retail Sports Wagering Loss Carryforward - End of Current Month	(13,595)

SPORTS WAGERING - INTERNET

Line (a)	Description (b)	Gross Revenue/Tax (c)
14	Year-to-Date Internet Sports Wagering Gross Revenue	\$ 825,772
15	Less: Last Month's Year-to-Date Internet Sports Wagering Gross Revenue	588,487
16	Monthly Internet Sports Wagering Gross Revenue	237,285
17	Monthly Adjustments	1,689
18	Monthly Taxable Internet Sports Wagering Gross Revenue	238,974
19	Monthly 13% Tax on Internet Sports Wagering Gross Revenue	31,067
20	Less: Internet Sports Wagering Loss Applied from Prior Month (if applicable)	-
21	Total Internet Sports Wagering Tax Payment for this Month	31,067

LOSS CARRYFORWARD INFORMATION (13% TAX):

22	Internet Sports Wagering Loss Carryforward - End of Prior Month	-
23	Internet Sports Wagering Loss Carryforward Applied to Current Month	-
24	Internet Sports Wagering Loss - Current Month	-
25	Internet Sports Wagering Loss Carryforward - End of Current Month	-

26	Total Sports Wagering Tax Payment (sum lines 9 and 21)	\$ 31,067
-----------	---	------------------

27	Retail Sports Wagering Promotional Gaming Credits Wagered for the Month	-
28	Online Sports Wagering Promotional Gaming Credits Wagered for the Month (to DGE-101)	-

FORM MAY NOT FOOT DUE TO ROUNDING

WEB SITES REPORTING SPORTS WAGERING GROSS REVENUE:

TIPICO.COM/US

Under penalties of perjury, I declare that I have examined this report, and to the best of my knowledge and belief, it is true and complete.



Rita Smith

5/9/2023

DATE

Operational Accounting Controller #10293-11

TITLE (LICENSE NUMBER)

RESORTS CASINO HOTEL (DGMB CASINO LLC)

MONTHLY SPORTS WAGERING TAX RETURN FOR THE MONTH OF APRIL 2023

SPORTS WAGERING - RETAIL

Line (a)	Description (b)	Gross Revenue/Tax (c)
1	Year-to-Date Retail Sports Wagering Gross Revenue	\$ (353,757)
2	Less: Last Month's Year-to-Date Retail Sports Wagering Gross Revenue	(295,418)
3	Monthly Retail Sports Wagering Gross Revenue	(58,339)
4	Monthly Adjustments	-
5	Monthly Retail Sports Wagering Promotional Gaming Credit Deduction	-
6	Monthly Taxable Retail Sports Wagering Gross Revenue	(58,339)
7	Monthly 8.5% Tax on Retail Sports Wagering Gross Revenue	(4,959)
8	Less: Retail Sports Wagering Loss Carryforward Applied (if applicable)	-
9	Total Retail Sports Wagering Tax Payment for this Month	-

LOSS CARRYFORWARD INFORMATION (8.5% TAX):

10	Retail Sports Wagering Loss Carryforward - End of Prior Month	(59,242)
11	Retail Sports Wagering Loss Carryforward Applied to Current Month	-
12	Retail Sports Wagering Loss - Current Month	(4,959)
13	Retail Sports Wagering Loss Carryforward - End of Current Month	(64,201)

SPORTS WAGERING - INTERNET

Line (a)	Description (b)	Gross Revenue/Tax (c)
14	Year-to-Date Internet Sports Wagering Gross Revenue	\$ -
15	Less: Last Month's Year-to-Date Internet Sports Wagering Gross Revenue	-
16	Monthly Internet Sports Wagering Gross Revenue	-
17	Monthly Adjustments	-
18	Monthly Taxable Internet Sports Wagering Gross Revenue	-
19	Monthly 13% Tax on Internet Sports Wagering Gross Revenue	-
20	Less: Internet Sports Wagering Loss Applied from Prior Month (if applicable)	-
21	Total Internet Sports Wagering Tax Payment for this Month	-

LOSS CARRYFORWARD INFORMATION (13% TAX):

22	Internet Sports Wagering Loss Carryforward - End of Prior Month	-
23	Internet Sports Wagering Loss Carryforward Applied to Current Month	-
24	Internet Sports Wagering Loss - Current Month	-
25	Internet Sports Wagering Loss Carryforward - End of Current Month	-

26	Total Sports Wagering Tax Payment (sum lines 9 and 21)	\$ -
-----------	---	-------------

27	Retail Sports Wagering Promotional Gaming Credits Wagered for the Month	-
28	Online Sports Wagering Promotional Gaming Credits Wagered for the Month (to DGE-101)	-

FORM MAY NOT FOOT DUE TO ROUNDING

WEB SITES REPORTING SPORTS WAGERING GROSS REVENUE:

Under penalties of perjury, I declare that I have examined this report, and to the best of my knowledge and belief, it is true and complete.



CHRISTOPHER CRANE

5/8/2023
DATE

CASINO CONTROLLER (10651-11)
TITLE (LICENSE NUMBER)

RESORTS DIGITAL GAMING, LLC
MONTHLY SPORTS WAGERING TAX RETURN
FOR THE MONTH OF APRIL 2023

SPORTS WAGERING - RETAIL

Line (a)	Description (b)	Gross Revenue/Tax (c)
1	Year-to-Date Retail Sports Wagering Gross Revenue	\$ -
2	Less: Last Month's Year-to-Date Retail Sports Wagering Gross Revenue	-
3	Monthly Retail Sports Wagering Gross Revenue	-
4	Monthly Adjustments	-
5	Monthly Retail Sports Wagering Promotional Gaming Credit Deduction	-
6	Monthly Taxable Retail Sports Wagering Gross Revenue	-
7	Monthly 8.5% Tax on Retail Sports Wagering Gross Revenue	-
8	Less: Retail Sports Wagering Loss Carryforward Applied (if applicable)	-
9	Total Retail Sports Wagering Tax Payment for this Month	-

LOSS CARRYFORWARD INFORMATION (8.5% TAX):

10	Retail Sports Wagering Loss Carryforward - End of Prior Month	-
11	Retail Sports Wagering Loss Carryforward Applied to Current Month	-
12	Retail Sports Wagering Loss - Current Month	-
13	Retail Sports Wagering Loss Carryforward - End of Current Month	-

SPORTS WAGERING - INTERNET

Line (a)	Description (b)	Gross Revenue/Tax (c)
14	Year-to-Date Internet Sports Wagering Gross Revenue	\$ 75,025,251
15	Less: Last Month's Year-to-Date Internet Sports Wagering Gross Revenue	54,779,171
16	Monthly Internet Sports Wagering Gross Revenue	20,246,080
17	Monthly Adjustments	216,624
18	Monthly Taxable Internet Sports Wagering Gross Revenue	20,462,704
19	Monthly 13% Tax on Internet Sports Wagering Gross Revenue	2,660,152
20	Less: Internet Sports Wagering Loss Applied from Prior Month (if applicable)	-
21	Total Internet Sports Wagering Tax Payment for this Month	2,660,152

LOSS CARRYFORWARD INFORMATION (13% TAX):

22	Internet Sports Wagering Loss Carryforward - End of Prior Month	-
23	Internet Sports Wagering Loss Carryforward Applied to Current Month	-
24	Internet Sports Wagering Loss - Current Month	-
25	Internet Sports Wagering Loss Carryforward - End of Current Month	-

26	Total Sports Wagering Tax Payment (sum lines 9 and 21)	\$ 2,660,152
-----------	---	---------------------

27	Retail Sports Wagering Promotional Gaming Credits Wagered for the Month	-
28	Online Sports Wagering Promotional Gaming Credits Wagered for the Month (to DGE-101)	-

FORM MAY NOT FOOT DUE TO ROUNDING

WEB SITES REPORTING SPORTS WAGERING GROSS REVENUE:

DRAFTKINGS.COM
 NJ.FOXBET.COM
 RESORTSCASINO.COM

Under penalties of perjury, I declare that I have examined this report, and to the best of my knowledge and belief, it is true and complete.

Brian Fogler

 Brian Fogler

 5/9/2023
 DATE

 Director of Operational Accounting 010516-11
 TITLE (LICENSE NUMBER)

Tropicana Casino & Resort
MONTHLY SPORTS WAGERING TAX RETURN
FOR THE MONTH OF APRIL 2023

SPORTS WAGERING - RETAIL

Line (a)	Description (b)	Gross Revenue/Tax (c)
1	Year-to-Date Retail Sports Wagering Gross Revenue	\$ 243,372
2	Less: Last Month's Year-to-Date Retail Sports Wagering Gross Revenue	175,884
3	Monthly Retail Sports Wagering Gross Revenue	67,488
4	Monthly Adjustments	56
5	Monthly Retail Sports Wagering Promotional Gaming Credit Deduction	-
6	Monthly Taxable Retail Sports Wagering Gross Revenue	67,544
7	Monthly 8.5% Tax on Retail Sports Wagering Gross Revenue	5,741
8	Less: Retail Sports Wagering Loss Carryforward Applied (if applicable)	(5,741)
9	Total Retail Sports Wagering Tax Payment for this Month	-

LOSS CARRYFORWARD INFORMATION (8.5% TAX):

10	Retail Sports Wagering Loss Carryforward - End of Prior Month	(11,520)
11	Retail Sports Wagering Loss Carryforward Applied to Current Month	5,741
12	Retail Sports Wagering Loss - Current Month	-
13	Retail Sports Wagering Loss Carryforward - End of Current Month	(5,779)

SPORTS WAGERING - INTERNET

Line (a)	Description (b)	Gross Revenue/Tax (c)
14	Year-to-Date Internet Sports Wagering Gross Revenue	\$ -
15	Less: Last Month's Year-to-Date Internet Sports Wagering Gross Revenue	-
16	Monthly Internet Sports Wagering Gross Revenue	-
17	Monthly Adjustments	-
18	Monthly Taxable Internet Sports Wagering Gross Revenue	-
19	Monthly 13% Tax on Internet Sports Wagering Gross Revenue	-
20	Less: Internet Sports Wagering Loss Applied from Prior Month (if applicable)	-
21	Total Internet Sports Wagering Tax Payment for this Month	-

LOSS CARRYFORWARD INFORMATION (13% TAX):

22	Internet Sports Wagering Loss Carryforward - End of Prior Month	-
23	Internet Sports Wagering Loss Carryforward Applied to Current Month	-
24	Internet Sports Wagering Loss - Current Month	-
25	Internet Sports Wagering Loss Carryforward - End of Current Month	-

26	Total Sports Wagering Tax Payment (sum lines 9 and 21)	\$ -
-----------	---	-------------

27	Retail Sports Wagering Promotional Gaming Credits Wagered for the Month	-
28	Online Sports Wagering Promotional Gaming Credits Wagered for the Month (to DGE-101)	-

FORM MAY NOT FOOT DUE TO ROUNDING

WEB SITES REPORTING SPORTS WAGERING GROSS REVENUE:

Under penalties of perjury, I declare that I have examined this report, and to the best of my knowledge and belief, it is true and complete.



Charles Washington Jr

5/9/2023
DATE

Casino Controller 10475-11
TITLE (LICENSE NUMBER)

TROPICANA CASINO & RESORT
MONTHLY SPORTS WAGERING TAX RETURN
FOR THE MONTH OF APRIL 2023

SPORTS WAGERING - RETAIL

Line (a)	Description (b)	Gross Revenue/Tax (c)
1	Year-to-Date Retail Sports Wagering Gross Revenue	\$ -
2	Less: Last Month's Year-to-Date Retail Sports Wagering Gross Revenue	-
3	Monthly Retail Sports Wagering Gross Revenue	-
4	Monthly Adjustments	-
5	Monthly Retail Sports Wagering Promotional Gaming Credit Deduction	-
6	Monthly Taxable Retail Sports Wagering Gross Revenue	-
7	Monthly 8.5% Tax on Retail Sports Wagering Gross Revenue	-
8	Less: Retail Sports Wagering Loss Carryforward Applied (if applicable)	-
9	Total Retail Sports Wagering Tax Payment for this Month	-

LOSS CARRYFORWARD INFORMATION (8.5% TAX):

10	Retail Sports Wagering Loss Carryforward - End of Prior Month	-
11	Retail Sports Wagering Loss Carryforward Applied to Current Month	-
12	Retail Sports Wagering Loss - Current Month	-
13	Retail Sports Wagering Loss Carryforward - End of Current Month	-

SPORTS WAGERING - INTERNET

Line (a)	Description (b)	Gross Revenue/Tax (c)
14	Year-to-Date Internet Sports Wagering Gross Revenue	\$ 9,528,623
15	Less: Last Month's Year-to-Date Internet Sports Wagering Gross Revenue	8,463,472
16	Monthly Internet Sports Wagering Gross Revenue	1,065,151
17	Monthly Adjustments	-
18	Monthly Taxable Internet Sports Wagering Gross Revenue	1,065,151
19	Monthly 13% Tax on Internet Sports Wagering Gross Revenue	138,470
20	Less: Internet Sports Wagering Loss Applied from Prior Month (if applicable)	-
21	Total Internet Sports Wagering Tax Payment for this Month	138,470

LOSS CARRYFORWARD INFORMATION (13% TAX):

22	Internet Sports Wagering Loss Carryforward - End of Prior Month	-
23	Internet Sports Wagering Loss Carryforward Applied to Current Month	-
24	Internet Sports Wagering Loss - Current Month	-
25	Internet Sports Wagering Loss Carryforward - End of Current Month	-

26	Total Sports Wagering Tax Payment (sum lines 9 and 21)	\$ 138,470
-----------	---	-------------------

27	Retail Sports Wagering Promotional Gaming Credits Wagered for the Month	-
28	Online Sports Wagering Promotional Gaming Credits Wagered for the Month (to DGE-101)	-

FORM MAY NOT FOOT DUE TO ROUNDING

WEB SITES REPORTING SPORTS WAGERING GROSS REVENUE:

www.nj.us.williamhill.com
 Mojo Interactive, Inc

Under penalties of perjury, I declare that I have examined this report, and to the best of my knowledge and belief, it is true and complete.



Luther Guelker

5/9/2023
 DATE

Accounting Director (009521-11)

FR PARK RACING, LP (FREEHOLD RACEWAY)

MONTHLY SPORTS WAGERING TAX RETURN FOR THE MONTH OF APRIL 2023

SPORTS WAGERING - RETAIL

Line (a)	Description (b)	Gross Revenue/Tax (c)
1	Year-to-Date Retail Sports Wagering Gross Revenue	\$ 640,806
2	Less: Last Month's Year-to-Date Retail Sports Wagering Gross Revenue	414,205
3	Monthly Retail Sports Wagering Gross Revenue	226,601
4	Monthly Adjustments	51
5	Monthly Retail Sports Wagering Promotional Gaming Credit Deduction	-
6	Monthly Taxable Retail Sports Wagering Gross Revenue	226,652
7	Monthly 8.5% Tax on Retail Sports Wagering Gross Revenue	19,265
8	Less: Retail Sports Wagering Loss Carryforward Applied (if applicable)	-
9	Total Retail Sports Wagering Tax Payment for this Month	19,265

LOSS CARRYFORWARD INFORMATION (8.5% TAX):

10	Retail Sports Wagering Loss Carryforward - End of Prior Month	-
11	Retail Sports Wagering Loss Carryforward Applied to Current Month	-
12	Retail Sports Wagering Loss - Current Month	-
13	Retail Sports Wagering Loss Carryforward - End of Current Month	-

SPORTS WAGERING - INTERNET

Line (a)	Description (b)	Gross Revenue/Tax (c)
14	Year-to-Date Internet Sports Wagering Gross Revenue	\$ 9,361,236
15	Less: Last Month's Year-to-Date Internet Sports Wagering Gross Revenue	7,012,508
16	Monthly Internet Sports Wagering Gross Revenue	2,348,728
17	Monthly Adjustments	53,701
18	Monthly Taxable Internet Sports Wagering Gross Revenue	2,402,429
19	Monthly 13% Tax on Internet Sports Wagering Gross Revenue	312,316
20	Less: Internet Sports Wagering Loss Applied from Prior Month (if applicable)	-
21	Total Internet Sports Wagering Tax Payment for this Month	312,316

LOSS CARRYFORWARD INFORMATION (13% TAX):

22	Internet Sports Wagering Loss Carryforward - End of Prior Month	-
23	Internet Sports Wagering Loss Carryforward Applied to Current Month	-
24	Internet Sports Wagering Loss - Current Month	-
25	Internet Sports Wagering Loss Carryforward - End of Current Month	-

26	Total Sports Wagering Tax Payment (sum lines 9 and 21)	\$ 331,581
-----------	---	-------------------

27	Retail Sports Wagering Promotional Gaming Credits Wagered for the Month	-
28	Online Sports Wagering Promotional Gaming Credits Wagered for the Month (to DGE-101)	-

FORM MAY NOT FOOT DUE TO ROUNDING

WEB SITES REPORTING SPORTS WAGERING GROSS REVENUE:

BarstoolSportsbook.com
PlayUp.com
BetParx.com

Under penalties of perjury, I declare that I have examined this report, and to the best of my knowledge and belief, it is true and complete.



Mark Rosenthal

5/5/2023
DATE

CFO (10349-11)
TITLE (LICENSE NUMBER)

NEW MEADOWLANDS RACETRACK LLC

MONTHLY SPORTS WAGERING TAX RETURN FOR THE MONTH OF April 30, 2023

SPORTS WAGERING - RETAIL

Line (a)	Description (b)	Gross Revenue/Tax (c)
1	Year-to-Date Retail Sports Wagering Gross Revenue	\$ 8,724,078
2	Less: Last Month's Year-to-Date Retail Sports Wagering Gross Revenue	6,757,892
3	Monthly Retail Sports Wagering Gross Revenue	1,966,186
4	Monthly Adjustments	653
5	Monthly Retail Sports Wagering Promotional Gaming Credit Deduction	-
6	Monthly Taxable Retail Sports Wagering Gross Revenue	1,966,839
7	Monthly 8.5% Tax on Retail Sports Wagering Gross Revenue	167,181
8	Less: Retail Sports Wagering Loss Carryforward Applied (if applicable)	-
9	Total Retail Sports Wagering Tax Payment for this Month	167,181

LOSS CARRYFORWARD INFORMATION (8.5% TAX):

10	Retail Sports Wagering Loss Carryforward - End of Prior Month	-
11	Retail Sports Wagering Loss Carryforward Applied to Current Month	-
12	Retail Sports Wagering Loss - Current Month	-
13	Retail Sports Wagering Loss Carryforward - End of Current Month	-

SPORTS WAGERING - INTERNET

Line (a)	Description (b)	Gross Revenue/Tax (c)
14	Year-to-Date Internet Sports Wagering Gross Revenue	\$ 148,968,576
15	Less: Last Month's Year-to-Date Internet Sports Wagering Gross Revenue	112,868,306
16	Monthly Internet Sports Wagering Gross Revenue	36,100,270
17	Monthly Adjustments	23,443
18	Monthly Taxable Internet Sports Wagering Gross Revenue	36,123,713
19	Monthly 13% Tax on Internet Sports Wagering Gross Revenue	4,696,083
20	Less: Internet Sports Wagering Loss Applied from Prior Month (if applicable)	-
21	Total Internet Sports Wagering Tax Payment for this Month	4,696,083

LOSS CARRYFORWARD INFORMATION (13% TAX):

22	Internet Sports Wagering Loss Carryforward - End of Prior Month	-
23	Internet Sports Wagering Loss Carryforward Applied to Current Month	-
24	Internet Sports Wagering Loss - Current Month	-
25	Internet Sports Wagering Loss Carryforward - End of Current Month	-

26	Total Sports Wagering Tax Payment (sum lines 9 and 21)	\$ 4,863,264
-----------	---	---------------------


27	Retail Sports Wagering Promotional Gaming Credits Wagered for the Month	-
28	Online Sports Wagering Promotional Gaming Credits Wagered for the Month (to DGE-101)	-

FORM MAY NOT FOOT DUE TO ROUNDING

WEB SITES REPORTING SPORTS WAGERING GROSS REVENUE:

Sportsbook.Fanduel.com
Pointsbet.com
NJ.SuperBook.com

Under penalties of perjury, I declare that I have examined this report, and to the best of my knowledge and belief, it is true and complete.



Alex Figueras

5/9/2023
DATE

Chief Financial Officer (10031-11)
TITLE (LICENSE NUMBER)

Darby Development (Monmouth Park)
MONTHLY SPORTS WAGERING TAX RETURN
FOR THE MONTH OF APRIL 2023

SPORTS WAGERING - RETAIL

Line (a)	Description (b)	Gross Revenue/Tax (c)
1	Year-to-Date Retail Sports Wagering Gross Revenue	\$ 1,585,680
2	Less: Last Month's Year-to-Date Retail Sports Wagering Gross Revenue	1,137,801
3	Monthly Retail Sports Wagering Gross Revenue	447,879
4	Monthly Adjustments	121
5	Monthly Retail Sports Wagering Promotional Gaming Credit Deduction	-
6	Monthly Taxable Retail Sports Wagering Gross Revenue	448,000
7	Monthly 8.5% Tax on Retail Sports Wagering Gross Revenue	38,080
8	Less: Retail Sports Wagering Loss Carryforward Applied (if applicable)	-
9	Total Retail Sports Wagering Tax Payment for this Month	38,080

LOSS CARRYFORWARD INFORMATION (8.5% TAX):

10	Retail Sports Wagering Loss Carryforward - End of Prior Month	-
11	Retail Sports Wagering Loss Carryforward Applied to Current Month	-
12	Retail Sports Wagering Loss - Current Month	-
13	Retail Sports Wagering Loss Carryforward - End of Current Month	-

SPORTS WAGERING - INTERNET

Line (a)	Description (b)	Gross Revenue/Tax (c)
14	Year-to-Date Internet Sports Wagering Gross Revenue	\$ 5,039,410
15	Less: Last Month's Year-to-Date Internet Sports Wagering Gross Revenue	4,338,237
16	Monthly Internet Sports Wagering Gross Revenue	701,173
17	Monthly Adjustments	-
18	Monthly Taxable Internet Sports Wagering Gross Revenue	701,173
19	Monthly 13% Tax on Internet Sports Wagering Gross Revenue	91,152
20	Less: Internet Sports Wagering Loss Applied from Prior Month (if applicable)	-
21	Total Internet Sports Wagering Tax Payment for this Month	91,152

LOSS CARRYFORWARD INFORMATION (13% TAX):

22	Internet Sports Wagering Loss Carryforward - End of Prior Month	-
23	Internet Sports Wagering Loss Carryforward Applied to Current Month	-
24	Internet Sports Wagering Loss - Current Month	-
25	Internet Sports Wagering Loss Carryforward - End of Current Month	-

26	Total Sports Wagering Tax Payment (sum lines 9 and 21)	\$ 129,232
-----------	---	-------------------


27	Retail Sports Wagering Promotional Gaming Credits Wagered for the Month	-
28	Online Sports Wagering Promotional Gaming Credits Wagered for the Month (to DGE-101)	-

FORM MAY NOT FOOT DUE TO ROUNDING

WEB SITES REPORTING SPORTS WAGERING GROSS REVENUE:

William Hill
Rush Street

Under penalties of perjury, I declare that I have examined this report, and to the best of my knowledge and belief, it is true and complete.



Bill Knauf

5/9/2023
DATE

VP of Business Operations (9963-11)
TITLE (LICENSE NUMBER)