

PREMIER ENT AC, LLC DBA BALLY'S AC
MONTHLY SPORTS WAGERING TAX RETURN
FOR THE MONTH OF JUNE 2023

SPORTS WAGERING - RETAIL

| Line (a) | Description (b) | Gross Revenue/Tax (c) |
|----------|--|-----------------------|
| 1 | Year-to-Date Retail Sports Wagering Gross Revenue | \$ (100,164) |
| 2 | Less: Last Month's Year-to-Date Retail Sports Wagering Gross Revenue | (203,909) |
| 3 | Monthly Retail Sports Wagering Gross Revenue | 103,745 |
| 4 | Monthly Adjustments | - |
| 5 | Monthly Retail Sports Wagering Promotional Gaming Credit Deduction | - |
| 6 | Monthly Taxable Retail Sports Wagering Gross Revenue | 103,745 |
| 7 | Monthly 8.5% Tax on Retail Sports Wagering Gross Revenue | 8,818 |
| 8 | Less: Retail Sports Wagering Loss Carryforward Applied (if applicable) | (8,818) |
| 9 | Total Retail Sports Wagering Tax Payment for this Month | - |

LOSS CARRYFORWARD INFORMATION (8.5% TAX):

| | | |
|----|---|----------|
| 10 | Retail Sports Wagering Loss Carryforward - End of Prior Month | (17,332) |
| 11 | Retail Sports Wagering Loss Carryforward Applied to Current Month | 8,818 |
| 12 | Retail Sports Wagering Loss - Current Month | - |
| 13 | Retail Sports Wagering Loss Carryforward - End of Current Month | (8,514) |

SPORTS WAGERING - INTERNET

| Line (a) | Description (b) | Gross Revenue/Tax (c) |
|----------|--|-----------------------|
| 14 | Year-to-Date Internet Sports Wagering Gross Revenue | \$ 421,326 |
| 15 | Less: Last Month's Year-to-Date Internet Sports Wagering Gross Revenue | 173,705 |
| 16 | Monthly Internet Sports Wagering Gross Revenue | 247,621 |
| 17 | Monthly Adjustments | - |
| 18 | Monthly Taxable Internet Sports Wagering Gross Revenue | 247,621 |
| 19 | Monthly 13% Tax on Internet Sports Wagering Gross Revenue | 32,191 |
| 20 | Less: Internet Sports Wagering Loss Applied from Prior Month (if applicable) | - |
| 21 | Total Internet Sports Wagering Tax Payment for this Month | 32,191 |

LOSS CARRYFORWARD INFORMATION (13% TAX):

| | | |
|----|---|---|
| 22 | Internet Sports Wagering Loss Carryforward - End of Prior Month | - |
| 23 | Internet Sports Wagering Loss Carryforward Applied to Current Month | - |
| 24 | Internet Sports Wagering Loss - Current Month | - |
| 25 | Internet Sports Wagering Loss Carryforward - End of Current Month | - |

| | | |
|-----------|---|------------------|
| 26 | Total Sports Wagering Tax Payment (sum lines 9 and 21) | \$ 32,191 |
|-----------|---|------------------|

| | | |
|----|--|---|
| 27 | Retail Sports Wagering Promotional Gaming Credits Wagered for the Month | - |
| 28 | Online Sports Wagering Promotional Gaming Credits Wagered for the Month (to DGE-101) | - |

FORM MAY NOT FOOT DUE TO ROUNDING

WEB SITES REPORTING SPORTS WAGERING GROSS REVENUE:

GETSPORTTRADE.COM

Under penalties of perjury, I declare that I have examined this report, and to the best of my knowledge and belief, it is true and complete.



NIEL CAFONE

7/6/2023
DATE

Operations Controller 1861-11
TITLE (LICENSE NUMBER)

BORGATA HOTEL CASINO & SPA
MONTHLY SPORTS WAGERING TAX RETURN
FOR THE MONTH OF JUNE 2023

SPORTS WAGERING - RETAIL

| Line (a) | Description (b) | Gross Revenue/Tax (c) |
|----------|--|-----------------------|
| 1 | Year-to-Date Retail Sports Wagering Gross Revenue | \$ 1,856,265 |
| 2 | Less: Last Month's Year-to-Date Retail Sports Wagering Gross Revenue | 507,025 |
| 3 | Monthly Retail Sports Wagering Gross Revenue | 1,349,240 |
| 4 | Monthly Adjustments | - |
| 5 | Monthly Retail Sports Wagering Promotional Gaming Credit Deduction | - |
| 6 | Monthly Taxable Retail Sports Wagering Gross Revenue | 1,349,240 |
| 7 | Monthly 8.5% Tax on Retail Sports Wagering Gross Revenue | 114,685 |
| 8 | Less: Retail Sports Wagering Loss Carryforward Applied (if applicable) | (114,685) |
| 9 | Total Retail Sports Wagering Tax Payment for this Month | - |

LOSS CARRYFORWARD INFORMATION (8.5% TAX):

| | | |
|----|---|-----------|
| 10 | Retail Sports Wagering Loss Carryforward - End of Prior Month | (287,368) |
| 11 | Retail Sports Wagering Loss Carryforward Applied to Current Month | 114,685 |
| 12 | Retail Sports Wagering Loss - Current Month | - |
| 13 | Retail Sports Wagering Loss Carryforward - End of Current Month | (172,683) |

SPORTS WAGERING - INTERNET

| Line (a) | Description (b) | Gross Revenue/Tax (c) |
|----------|--|-----------------------|
| 14 | Year-to-Date Internet Sports Wagering Gross Revenue | \$ 35,410,881 |
| 15 | Less: Last Month's Year-to-Date Internet Sports Wagering Gross Revenue | 31,806,442 |
| 16 | Monthly Internet Sports Wagering Gross Revenue | 3,604,439 |
| 17 | Monthly Adjustments | - |
| 18 | Monthly Taxable Internet Sports Wagering Gross Revenue | 3,604,439 |
| 19 | Monthly 13% Tax on Internet Sports Wagering Gross Revenue | 468,577 |
| 20 | Less: Internet Sports Wagering Loss Applied from Prior Month (if applicable) | - |
| 21 | Total Internet Sports Wagering Tax Payment for this Month | 468,577 |

LOSS CARRYFORWARD INFORMATION (13% TAX):

| | | |
|----|---|---|
| 22 | Internet Sports Wagering Loss Carryforward - End of Prior Month | - |
| 23 | Internet Sports Wagering Loss Carryforward Applied to Current Month | - |
| 24 | Internet Sports Wagering Loss - Current Month | - |
| 25 | Internet Sports Wagering Loss Carryforward - End of Current Month | - |

| | | |
|-----------|---|-------------------|
| 26 | Total Sports Wagering Tax Payment (sum lines 9 and 21) | \$ 468,577 |
|-----------|---|-------------------|

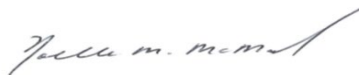
| | | |
|----|--|---|
| 27 | Retail Sports Wagering Promotional Gaming Credits Wagered for the Month | - |
| 28 | Online Sports Wagering Promotional Gaming Credits Wagered for the Month (to DGE-101) | - |

FORM MAY NOT FOOT DUE TO ROUNDING

WEB SITES REPORTING SPORTS WAGERING GROSS REVENUE:

BETMGM.COM
SPORTS.BORGATAONLINE.COM

Under penalties of perjury, I declare that I have examined this report, and to the best of my knowledge and belief, it is true and complete.



Noelle M. McManus

7/6/2023
DATE

Casino Controller 9751-11
TITLE (LICENSE NUMBER)

CAESARS ATLANTIC CITY
MONTHLY SPORTS WAGERING TAX RETURN
FOR THE MONTH OF JUNE 2023

SPORTS WAGERING - RETAIL

| Line (a) | Description (b) | Gross Revenue/Tax (c) |
|----------|--|-----------------------|
| 1 | Year-to-Date Retail Sports Wagering Gross Revenue | \$ 797,835 |
| 2 | Less: Last Month's Year-to-Date Retail Sports Wagering Gross Revenue | 727,450 |
| 3 | Monthly Retail Sports Wagering Gross Revenue | 70,385 |
| 4 | Monthly Adjustments | - |
| 5 | Monthly Retail Sports Wagering Promotional Gaming Credit Deduction | - |
| 6 | Monthly Taxable Retail Sports Wagering Gross Revenue | 70,385 |
| 7 | Monthly 8.5% Tax on Retail Sports Wagering Gross Revenue | 5,983 |
| 8 | Less: Retail Sports Wagering Loss Carryforward Applied (if applicable) | (5,983) |
| 9 | Total Retail Sports Wagering Tax Payment for this Month | - |

LOSS CARRYFORWARD INFORMATION (8.5% TAX):

| | | |
|----|---|----------|
| 10 | Retail Sports Wagering Loss Carryforward - End of Prior Month | (18,313) |
| 11 | Retail Sports Wagering Loss Carryforward Applied to Current Month | 5,983 |
| 12 | Retail Sports Wagering Loss - Current Month | - |
| 13 | Retail Sports Wagering Loss Carryforward - End of Current Month | (12,330) |

SPORTS WAGERING - INTERNET

| Line (a) | Description (b) | Gross Revenue/Tax (c) |
|----------|--|-----------------------|
| 14 | Year-to-Date Internet Sports Wagering Gross Revenue | \$ - |
| 15 | Less: Last Month's Year-to-Date Internet Sports Wagering Gross Revenue | - |
| 16 | Monthly Internet Sports Wagering Gross Revenue | - |
| 17 | Monthly Adjustments | - |
| 18 | Monthly Taxable Internet Sports Wagering Gross Revenue | - |
| 19 | Monthly 13% Tax on Internet Sports Wagering Gross Revenue | - |
| 20 | Less: Internet Sports Wagering Loss Applied from Prior Month (if applicable) | - |
| 21 | Total Internet Sports Wagering Tax Payment for this Month | - |

LOSS CARRYFORWARD INFORMATION (13% TAX):

| | | |
|----|---|---|
| 22 | Internet Sports Wagering Loss Carryforward - End of Prior Month | - |
| 23 | Internet Sports Wagering Loss Carryforward Applied to Current Month | - |
| 24 | Internet Sports Wagering Loss - Current Month | - |
| 25 | Internet Sports Wagering Loss Carryforward - End of Current Month | - |

| | | |
|-----------|---|-------------|
| 26 | Total Sports Wagering Tax Payment (sum lines 9 and 21) | \$ - |
|-----------|---|-------------|

| | | |
|----|--|---|
| 27 | Retail Sports Wagering Promotional Gaming Credits Wagered for the Month | - |
| 28 | Online Sports Wagering Promotional Gaming Credits Wagered for the Month (to DGE-101) | - |

FORM MAY NOT FOOT DUE TO ROUNDING

WEB SITES REPORTING SPORTS WAGERING GROSS REVENUE:

Under penalties of perjury, I declare that I have examined this report, and to the best of my knowledge and belief, it is true and complete.



ANGELA BIANCHINI

7/8/2023
DATE

OPERATIONS CONTROLLER (8454-11)
TITLE (LICENSE NUMBER)

BOARDWALK REGENCY (ONLINE)
MONTHLY SPORTS WAGERING TAX RETURN
FOR THE MONTH OF JUNE 2023

SPORTS WAGERING - RETAIL

| Line (a) | Description (b) | Gross Revenue/Tax (c) |
|----------|--|-----------------------|
| 1 | Year-to-Date Retail Sports Wagering Gross Revenue | \$ - |
| 2 | Less: Last Month's Year-to-Date Retail Sports Wagering Gross Revenue | - |
| 3 | Monthly Retail Sports Wagering Gross Revenue | - |
| 4 | Monthly Adjustments | - |
| 5 | Monthly Retail Sports Wagering Promotional Gaming Credit Deduction | - |
| 6 | Monthly Taxable Retail Sports Wagering Gross Revenue | - |
| 7 | Monthly 8.5% Tax on Retail Sports Wagering Gross Revenue | - |
| 8 | Less: Retail Sports Wagering Loss Carryforward Applied (if applicable) | - |
| 9 | Total Retail Sports Wagering Tax Payment for this Month | - |

LOSS CARRYFORWARD INFORMATION (8.5% TAX):

| | | |
|----|---|---|
| 10 | Retail Sports Wagering Loss Carryforward - End of Prior Month | - |
| 11 | Retail Sports Wagering Loss Carryforward Applied to Current Month | - |
| 12 | Retail Sports Wagering Loss - Current Month | - |
| 13 | Retail Sports Wagering Loss Carryforward - End of Current Month | - |

SPORTS WAGERING - INTERNET

| Line (a) | Description (b) | Gross Revenue/Tax (c) |
|----------|--|-----------------------|
| 14 | Year-to-Date Internet Sports Wagering Gross Revenue | \$ (471,234) |
| 15 | Less: Last Month's Year-to-Date Internet Sports Wagering Gross Revenue | (576,738) |
| 16 | Monthly Internet Sports Wagering Gross Revenue | 105,504 |
| 17 | Monthly Adjustments | 980 |
| 18 | Monthly Taxable Internet Sports Wagering Gross Revenue | 106,484 |
| 19 | Monthly 13% Tax on Internet Sports Wagering Gross Revenue | 13,843 |
| 20 | Less: Internet Sports Wagering Loss Applied from Prior Month (if applicable) | (13,843) |
| 21 | Total Internet Sports Wagering Tax Payment for this Month | - |

LOSS CARRYFORWARD INFORMATION (13% TAX):

| | | |
|----|---|----------|
| 22 | Internet Sports Wagering Loss Carryforward - End of Prior Month | (74,823) |
| 23 | Internet Sports Wagering Loss Carryforward Applied to Current Month | 13,843 |
| 24 | Internet Sports Wagering Loss - Current Month | - |
| 25 | Internet Sports Wagering Loss Carryforward - End of Current Month | (60,980) |

| | | |
|-----------|---|-------------|
| 26 | Total Sports Wagering Tax Payment (sum lines 9 and 21) | \$ - |
|-----------|---|-------------|

| | | |
|----|--|---|
| 27 | Retail Sports Wagering Promotional Gaming Credits Wagered for the Month | - |
| 28 | Online Sports Wagering Promotional Gaming Credits Wagered for the Month (to DGE-101) | - |

FORM MAY NOT FOOT DUE TO ROUNDING

WEB SITES REPORTING SPORTS WAGERING GROSS REVENUE:

888.com
WynnSports.com

Under penalties of perjury, I declare that I have examined this report, and to the best of my knowledge and belief, it is true and complete.



Luther Guelker

7/7/2023
DATE

Accounting Director (009521-11)
TITLE (LICENSE NUMBER)

GOLDEN NUGGET
MONTHLY SPORTS WAGERING TAX RETURN
FOR THE MONTH OF JUNE 2023

SPORTS WAGERING - RETAIL

| Line (a) | Description (b) | Gross Revenue/Tax (c) |
|----------|--|-----------------------|
| 1 | Year-to-Date Retail Sports Wagering Gross Revenue | \$ 381,353 |
| 2 | Less: Last Month's Year-to-Date Retail Sports Wagering Gross Revenue | 317,175 |
| 3 | Monthly Retail Sports Wagering Gross Revenue | 64,178 |
| 4 | Monthly Adjustments | - |
| 5 | Monthly Retail Sports Wagering Promotional Gaming Credit Deduction | - |
| 6 | Monthly Taxable Retail Sports Wagering Gross Revenue | 64,178 |
| 7 | Monthly 8.5% Tax on Retail Sports Wagering Gross Revenue | 5,455 |
| 8 | Less: Retail Sports Wagering Loss Carryforward Applied (if applicable) | - |
| 9 | Total Retail Sports Wagering Tax Payment for this Month | 5,455 |

LOSS CARRYFORWARD INFORMATION (8.5% TAX):

| | | |
|----|---|---|
| 10 | Retail Sports Wagering Loss Carryforward - End of Prior Month | - |
| 11 | Retail Sports Wagering Loss Carryforward Applied to Current Month | - |
| 12 | Retail Sports Wagering Loss - Current Month | - |
| 13 | Retail Sports Wagering Loss Carryforward - End of Current Month | - |

SPORTS WAGERING - INTERNET

| Line (a) | Description (b) | Gross Revenue/Tax (c) |
|----------|--|-----------------------|
| 14 | Year-to-Date Internet Sports Wagering Gross Revenue | \$ 201,217 |
| 15 | Less: Last Month's Year-to-Date Internet Sports Wagering Gross Revenue | 118,733 |
| 16 | Monthly Internet Sports Wagering Gross Revenue | 82,484 |
| 17 | Monthly Adjustments | - |
| 18 | Monthly Taxable Internet Sports Wagering Gross Revenue | 82,484 |
| 19 | Monthly 13% Tax on Internet Sports Wagering Gross Revenue | 10,723 |
| 20 | Less: Internet Sports Wagering Loss Applied from Prior Month (if applicable) | - |
| 21 | Total Internet Sports Wagering Tax Payment for this Month | 10,723 |

LOSS CARRYFORWARD INFORMATION (13% TAX):

| | | |
|----|---|---|
| 22 | Internet Sports Wagering Loss Carryforward - End of Prior Month | - |
| 23 | Internet Sports Wagering Loss Carryforward Applied to Current Month | - |
| 24 | Internet Sports Wagering Loss - Current Month | - |
| 25 | Internet Sports Wagering Loss Carryforward - End of Current Month | - |

| | | |
|-----------|---|------------------|
| 26 | Total Sports Wagering Tax Payment (sum lines 9 and 21) | \$ 16,178 |
|-----------|---|------------------|

| | | |
|----|--|---|
| 27 | Retail Sports Wagering Promotional Gaming Credits Wagered for the Month | - |
| 28 | Online Sports Wagering Promotional Gaming Credits Wagered for the Month (to DGE-101) | - |

FORM MAY NOT FOOT DUE TO ROUNDING

WEB SITES REPORTING SPORTS WAGERING GROSS REVENUE:

Goldennuggetcasino.com
US.Betway.com

Under penalties of perjury, I declare that I have examined this report, and to the best of my knowledge and belief, it is true and complete.



John M Caruso

7/7/2023
DATE

Director of Finance/Controller 8827.11

HARD ROCK HOTEL AND CASINO ATLANTIC CITY
MONTHLY SPORTS WAGERING TAX RETURN
FOR THE MONTH OF JUNE 2023

SPORTS WAGERING - RETAIL

| Line (a) | Description (b) | Gross Revenue/Tax (c) |
|----------|--|-----------------------|
| 1 | Year-to-Date Retail Sports Wagering Gross Revenue | \$ 279,291 |
| 2 | Less: Last Month's Year-to-Date Retail Sports Wagering Gross Revenue | 255,944 |
| 3 | Monthly Retail Sports Wagering Gross Revenue | 23,347 |
| 4 | Monthly Adjustments | - |
| 5 | Monthly Retail Sports Wagering Promotional Gaming Credit Deduction | - |
| 6 | Monthly Taxable Retail Sports Wagering Gross Revenue | 23,347 |
| 7 | Monthly 8.5% Tax on Retail Sports Wagering Gross Revenue | 1,984 |
| 8 | Less: Retail Sports Wagering Loss Carryforward Applied (if applicable) | - |
| 9 | Total Retail Sports Wagering Tax Payment for this Month | 1,984 |

LOSS CARRYFORWARD INFORMATION (8.5% TAX):

| | | |
|----|---|---|
| 10 | Retail Sports Wagering Loss Carryforward - End of Prior Month | - |
| 11 | Retail Sports Wagering Loss Carryforward Applied to Current Month | - |
| 12 | Retail Sports Wagering Loss - Current Month | - |
| 13 | Retail Sports Wagering Loss Carryforward - End of Current Month | - |

SPORTS WAGERING - INTERNET

| Line (a) | Description (b) | Gross Revenue/Tax (c) |
|----------|--|-----------------------|
| 14 | Year-to-Date Internet Sports Wagering Gross Revenue | \$ 13,436,692 |
| 15 | Less: Last Month's Year-to-Date Internet Sports Wagering Gross Revenue | 11,043,523 |
| 16 | Monthly Internet Sports Wagering Gross Revenue | 2,393,169 |
| 17 | Monthly Adjustments | 8,344 |
| 18 | Monthly Taxable Internet Sports Wagering Gross Revenue | 2,401,513 |
| 19 | Monthly 13% Tax on Internet Sports Wagering Gross Revenue | 312,197 |
| 20 | Less: Internet Sports Wagering Loss Applied from Prior Month (if applicable) | - |
| 21 | Total Internet Sports Wagering Tax Payment for this Month | 312,197 |

LOSS CARRYFORWARD INFORMATION (13% TAX):

| | | |
|----|---|---|
| 22 | Internet Sports Wagering Loss Carryforward - End of Prior Month | - |
| 23 | Internet Sports Wagering Loss Carryforward Applied to Current Month | - |
| 24 | Internet Sports Wagering Loss - Current Month | - |
| 25 | Internet Sports Wagering Loss Carryforward - End of Current Month | - |

| | | |
|-----------|---|-------------------|
| 26 | Total Sports Wagering Tax Payment (sum lines 9 and 21) | \$ 314,181 |
|-----------|---|-------------------|

| | | |
|----|--|---|
| 27 | Retail Sports Wagering Promotional Gaming Credits Wagered for the Month | - |
| 28 | Online Sports Wagering Promotional Gaming Credits Wagered for the Month (to DGE-101) | - |

FORM MAY NOT FOOT DUE TO ROUNDING

WEB SITES REPORTING SPORTS WAGERING GROSS REVENUE:

hardrockcasino.com
www.nj.bet365.com
nj.unibet.com

Under penalties of perjury, I declare that I have examined this report, and to the best of my knowledge and belief, it is true and complete.

Hetal Mistry

HETAL MISTRY

7/7/2023

DATE

CASINO CONTROLLER 10465-11
TITLE (LICENSE NUMBER)

HARRAH'S ATLANTIC CITY
MONTHLY SPORTS WAGERING TAX RETURN
FOR THE MONTH OF JUNE 2023

SPORTS WAGERING - RETAIL

| Line (a) | Description (b) | Gross Revenue/Tax (c) |
|----------|--|-----------------------|
| 1 | Year-to-Date Retail Sports Wagering Gross Revenue | \$ (326,093) |
| 2 | Less: Last Month's Year-to-Date Retail Sports Wagering Gross Revenue | (375,449) |
| 3 | Monthly Retail Sports Wagering Gross Revenue | 49,356 |
| 4 | Monthly Adjustments | - |
| 5 | Monthly Retail Sports Wagering Promotional Gaming Credit Deduction | - |
| 6 | Monthly Taxable Retail Sports Wagering Gross Revenue | 49,356 |
| 7 | Monthly 8.5% Tax on Retail Sports Wagering Gross Revenue | 4,195 |
| 8 | Less: Retail Sports Wagering Loss Carryforward Applied (if applicable) | (4,195) |
| 9 | Total Retail Sports Wagering Tax Payment for this Month | - |

LOSS CARRYFORWARD INFORMATION (8.5% TAX):

| | | |
|----|---|----------|
| 10 | Retail Sports Wagering Loss Carryforward - End of Prior Month | (31,422) |
| 11 | Retail Sports Wagering Loss Carryforward Applied to Current Month | 4,195 |
| 12 | Retail Sports Wagering Loss - Current Month | - |
| 13 | Retail Sports Wagering Loss Carryforward - End of Current Month | (27,227) |

SPORTS WAGERING - INTERNET

| Line (a) | Description (b) | Gross Revenue/Tax (c) |
|----------|--|-----------------------|
| 14 | Year-to-Date Internet Sports Wagering Gross Revenue | \$ - |
| 15 | Less: Last Month's Year-to-Date Internet Sports Wagering Gross Revenue | - |
| 16 | Monthly Internet Sports Wagering Gross Revenue | - |
| 17 | Monthly Adjustments | - |
| 18 | Monthly Taxable Internet Sports Wagering Gross Revenue | - |
| 19 | Monthly 13% Tax on Internet Sports Wagering Gross Revenue | - |
| 20 | Less: Internet Sports Wagering Loss Applied from Prior Month (if applicable) | - |
| 21 | Total Internet Sports Wagering Tax Payment for this Month | - |

LOSS CARRYFORWARD INFORMATION (13% TAX):

| | | |
|----|---|---|
| 22 | Internet Sports Wagering Loss Carryforward - End of Prior Month | - |
| 23 | Internet Sports Wagering Loss Carryforward Applied to Current Month | - |
| 24 | Internet Sports Wagering Loss - Current Month | - |
| 25 | Internet Sports Wagering Loss Carryforward - End of Current Month | - |


| | | |
|-----------|---|-------------|
| 26 | Total Sports Wagering Tax Payment (sum lines 9 and 21) | \$ - |
|-----------|---|-------------|

| | | |
|----|--|---|
| 27 | Retail Sports Wagering Promotional Gaming Credits Wagered for the Month | - |
| 28 | Online Sports Wagering Promotional Gaming Credits Wagered for the Month (to DGE-101) | - |

FORM MAY NOT FOOT DUE TO ROUNDING

WEB SITES REPORTING SPORTS WAGERING GROSS REVENUE:

Under penalties of perjury, I declare that I have examined this report, and to the best of my knowledge and belief, it is true and complete.



 Taalib-deen Muhammad

7/7/2023

 DATE

 Operations Controller (08168-11)
 TITLE (LICENSE NUMBER)

HARRAH'S ATLANTIC CITY (ONLINE)
MONTHLY SPORTS WAGERING TAX RETURN
FOR THE MONTH OF JUNE 2023

SPORTS WAGERING - RETAIL

| Line (a) | Description (b) | Gross Revenue/Tax (c) |
|-------------|--|--------------------------|
| 1 | Year-to-Date Retail Sports Wagering Gross Revenue | \$ - |
| 2 | Less: Last Month's Year-to-Date Retail Sports Wagering Gross Revenue | - |
| 3 | Monthly Retail Sports Wagering Gross Revenue | - |
| 4 | Monthly Adjustments | - |
| 5 | Monthly Retail Sports Wagering Promotional Gaming Credit Deduction | - |
| 6 | Monthly Taxable Retail Sports Wagering Gross Revenue | - |
| 7 | Monthly 8.5% Tax on Retail Sports Wagering Gross Revenue | - |
| 8 | Less: Retail Sports Wagering Loss Carryforward Applied (if applicable) | - |
| 9 | Total Retail Sports Wagering Tax Payment for this Month | - |

LOSS CARRYFORWARD INFORMATION (8.5% TAX):

| | | |
|----|---|---|
| 10 | Retail Sports Wagering Loss Carryforward - End of Prior Month | - |
| 11 | Retail Sports Wagering Loss Carryforward Applied to Current Month | - |
| 12 | Retail Sports Wagering Loss - Current Month | - |
| 13 | Retail Sports Wagering Loss Carryforward - End of Current Month | - |

SPORTS WAGERING - INTERNET

| Line (a) | Description (b) | Gross Revenue/Tax (c) |
|-------------|--|--------------------------|
| 14 | Year-to-Date Internet Sports Wagering Gross Revenue | \$ (61,246) |
| 15 | Less: Last Month's Year-to-Date Internet Sports Wagering Gross Revenue | (85,439) |
| 16 | Monthly Internet Sports Wagering Gross Revenue | 24,193 |
| 17 | Monthly Adjustments | - |
| 18 | Monthly Taxable Internet Sports Wagering Gross Revenue | 24,193 |
| 19 | Monthly 13% Tax on Internet Sports Wagering Gross Revenue | 3,145 |
| 20 | Less: Internet Sports Wagering Loss Applied from Prior Month (if applicable) | (3,145) |
| 21 | Total Internet Sports Wagering Tax Payment for this Month | - |

LOSS CARRYFORWARD INFORMATION (13% TAX):

| | | |
|----|---|----------|
| 22 | Internet Sports Wagering Loss Carryforward - End of Prior Month | (24,380) |
| 23 | Internet Sports Wagering Loss Carryforward Applied to Current Month | 3,145 |
| 24 | Internet Sports Wagering Loss - Current Month | - |
| 25 | Internet Sports Wagering Loss Carryforward - End of Current Month | (21,235) |

| | | |
|-----------|---|-------------|
| 26 | Total Sports Wagering Tax Payment (sum lines 9 and 21) | \$ - |
|-----------|---|-------------|

| | | |
|----|--|---|
| 27 | Retail Sports Wagering Promotional Gaming Credits Wagered for the Month | - |
| 28 | Online Sports Wagering Promotional Gaming Credits Wagered for the Month (to DGE-101) | - |

FORM MAY NOT FOOT DUE TO ROUNDING

WEB SITES REPORTING SPORTS WAGERING GROSS REVENUE:

www.nj.prophetbettingexchange.com

Under penalties of perjury, I declare that I have examined this report, and to the best of my knowledge and belief, it is true and complete.



Luther Guelker

7/7/2023
DATE

Accounting Director (009521-11)
TITLE (LICENSE NUMBER)

OCEAN CASINO RESORT
MONTHLY SPORTS WAGERING TAX RETURN
FOR THE MONTH OF JUNE 2023

SPORTS WAGERING - RETAIL

| Line (a) | Description (b) | Gross Revenue/Tax (c) |
|----------|--|-----------------------|
| 1 | Year-to-Date Retail Sports Wagering Gross Revenue | \$ 70,153 |
| 2 | Less: Last Month's Year-to-Date Retail Sports Wagering Gross Revenue | 53,072 |
| 3 | Monthly Retail Sports Wagering Gross Revenue | 17,081 |
| 4 | Monthly Adjustments | - |
| 5 | Monthly Retail Sports Wagering Promotional Gaming Credit Deduction | - |
| 6 | Monthly Taxable Retail Sports Wagering Gross Revenue | 17,081 |
| 7 | Monthly 8.5% Tax on Retail Sports Wagering Gross Revenue | 1,452 |
| 8 | Less: Retail Sports Wagering Loss Carryforward Applied (if applicable) | (1,452) |
| 9 | Total Retail Sports Wagering Tax Payment for this Month | - |

LOSS CARRYFORWARD INFORMATION (8.5% TAX):

| | | |
|----|---|---------|
| 10 | Retail Sports Wagering Loss Carryforward - End of Prior Month | (5,704) |
| 11 | Retail Sports Wagering Loss Carryforward Applied to Current Month | 1,452 |
| 12 | Retail Sports Wagering Loss - Current Month | - |
| 13 | Retail Sports Wagering Loss Carryforward - End of Current Month | (4,252) |

SPORTS WAGERING - INTERNET

| Line (a) | Description (b) | Gross Revenue/Tax (c) |
|----------|--|-----------------------|
| 14 | Year-to-Date Internet Sports Wagering Gross Revenue | \$ 1,198,803 |
| 15 | Less: Last Month's Year-to-Date Internet Sports Wagering Gross Revenue | 1,133,268 |
| 16 | Monthly Internet Sports Wagering Gross Revenue | 65,535 |
| 17 | Monthly Adjustments | 1,385 |
| 18 | Monthly Taxable Internet Sports Wagering Gross Revenue | 66,920 |
| 19 | Monthly 13% Tax on Internet Sports Wagering Gross Revenue | 8,700 |
| 20 | Less: Internet Sports Wagering Loss Applied from Prior Month (if applicable) | - |
| 21 | Total Internet Sports Wagering Tax Payment for this Month | 8,700 |

LOSS CARRYFORWARD INFORMATION (13% TAX):

| | | |
|----|---|---|
| 22 | Internet Sports Wagering Loss Carryforward - End of Prior Month | - |
| 23 | Internet Sports Wagering Loss Carryforward Applied to Current Month | - |
| 24 | Internet Sports Wagering Loss - Current Month | - |
| 25 | Internet Sports Wagering Loss Carryforward - End of Current Month | - |

| | | |
|-----------|---|-----------------|
| 26 | Total Sports Wagering Tax Payment (sum lines 9 and 21) | \$ 8,700 |
|-----------|---|-----------------|

| | | |
|----|--|---|
| 27 | Retail Sports Wagering Promotional Gaming Credits Wagered for the Month | - |
| 28 | Online Sports Wagering Promotional Gaming Credits Wagered for the Month (to DGE-101) | - |

FORM MAY NOT FOOT DUE TO ROUNDING

WEB SITES REPORTING SPORTS WAGERING GROSS REVENUE:

TIPICO.COM/US

Under penalties of perjury, I declare that I have examined this report, and to the best of my knowledge and belief, it is true and complete.



Rita Smith

7/10/2023
DATE

Operational Accounting Controller #10293-11
TITLE (LICENSE NUMBER)

RESORTS CASINO HOTEL (DGMB CASINO LLC)

MONTHLY SPORTS WAGERING TAX RETURN FOR THE MONTH OF JUNE 2023

SPORTS WAGERING - RETAIL

| Line (a) | Description (b) | Gross Revenue/Tax (c) |
|-------------|--|--------------------------|
| 1 | Year-to-Date Retail Sports Wagering Gross Revenue | \$ (47,281) |
| 2 | Less: Last Month's Year-to-Date Retail Sports Wagering Gross Revenue | (197,585) |
| 3 | Monthly Retail Sports Wagering Gross Revenue | 150,304 |
| 4 | Monthly Adjustments | - |
| 5 | Monthly Retail Sports Wagering Promotional Gaming Credit Deduction | - |
| 6 | Monthly Taxable Retail Sports Wagering Gross Revenue | 150,304 |
| 7 | Monthly 8.5% Tax on Retail Sports Wagering Gross Revenue | 12,776 |
| 8 | Less: Retail Sports Wagering Loss Carryforward Applied (if applicable) | (12,776) |
| 9 | Total Retail Sports Wagering Tax Payment for this Month | - |

LOSS CARRYFORWARD INFORMATION (8.5% TAX):

| | | |
|----|---|----------|
| 10 | Retail Sports Wagering Loss Carryforward - End of Prior Month | (50,926) |
| 11 | Retail Sports Wagering Loss Carryforward Applied to Current Month | 12,776 |
| 12 | Retail Sports Wagering Loss - Current Month | - |
| 13 | Retail Sports Wagering Loss Carryforward - End of Current Month | (38,150) |

SPORTS WAGERING - INTERNET

| Line (a) | Description (b) | Gross Revenue/Tax (c) |
|-------------|--|--------------------------|
| 14 | Year-to-Date Internet Sports Wagering Gross Revenue | \$ - |
| 15 | Less: Last Month's Year-to-Date Internet Sports Wagering Gross Revenue | - |
| 16 | Monthly Internet Sports Wagering Gross Revenue | - |
| 17 | Monthly Adjustments | - |
| 18 | Monthly Taxable Internet Sports Wagering Gross Revenue | - |
| 19 | Monthly 13% Tax on Internet Sports Wagering Gross Revenue | - |
| 20 | Less: Internet Sports Wagering Loss Applied from Prior Month (if applicable) | - |
| 21 | Total Internet Sports Wagering Tax Payment for this Month | - |

LOSS CARRYFORWARD INFORMATION (13% TAX):

| | | |
|----|---|---|
| 22 | Internet Sports Wagering Loss Carryforward - End of Prior Month | - |
| 23 | Internet Sports Wagering Loss Carryforward Applied to Current Month | - |
| 24 | Internet Sports Wagering Loss - Current Month | - |
| 25 | Internet Sports Wagering Loss Carryforward - End of Current Month | - |

| | | |
|-----------|---|-------------|
| 26 | Total Sports Wagering Tax Payment (sum lines 9 and 21) | \$ - |
|-----------|---|-------------|

| | | |
|----|--|---|
| 27 | Retail Sports Wagering Promotional Gaming Credits Wagered for the Month | - |
| 28 | Online Sports Wagering Promotional Gaming Credits Wagered for the Month (to DGE-101) | - |

FORM MAY NOT FOOT DUE TO ROUNDING

WEB SITES REPORTING SPORTS WAGERING GROSS REVENUE:

Under penalties of perjury, I declare that I have examined this report, and to the best of my knowledge and belief, it is true and complete.



CHRISTOPHER CRANE

7/9/2023
DATE

CASINO CONTROLLER (10651-11)
TITLE (LICENSE NUMBER)

RESORTS DIGITAL GAMING, LLC
MONTHLY SPORTS WAGERING TAX RETURN
FOR THE MONTH OF JUNE 2023

SPORTS WAGERING - RETAIL

| Line (a) | Description (b) | Gross Revenue/Tax (c) |
|----------|--|-----------------------|
| 1 | Year-to-Date Retail Sports Wagering Gross Revenue | \$ - |
| 2 | Less: Last Month's Year-to-Date Retail Sports Wagering Gross Revenue | - |
| 3 | Monthly Retail Sports Wagering Gross Revenue | - |
| 4 | Monthly Adjustments | - |
| 5 | Monthly Retail Sports Wagering Promotional Gaming Credit Deduction | - |
| 6 | Monthly Taxable Retail Sports Wagering Gross Revenue | - |
| 7 | Monthly 8.5% Tax on Retail Sports Wagering Gross Revenue | - |
| 8 | Less: Retail Sports Wagering Loss Carryforward Applied (if applicable) | - |
| 9 | Total Retail Sports Wagering Tax Payment for this Month | - |

LOSS CARRYFORWARD INFORMATION (8.5% TAX):

| | | |
|----|---|---|
| 10 | Retail Sports Wagering Loss Carryforward - End of Prior Month | - |
| 11 | Retail Sports Wagering Loss Carryforward Applied to Current Month | - |
| 12 | Retail Sports Wagering Loss - Current Month | - |
| 13 | Retail Sports Wagering Loss Carryforward - End of Current Month | - |

SPORTS WAGERING - INTERNET

| Line (a) | Description (b) | Gross Revenue/Tax (c) |
|----------|--|-----------------------|
| 14 | Year-to-Date Internet Sports Wagering Gross Revenue | \$ 119,333,108 |
| 15 | Less: Last Month's Year-to-Date Internet Sports Wagering Gross Revenue | 93,995,804 |
| 16 | Monthly Internet Sports Wagering Gross Revenue | 25,337,304 |
| 17 | Monthly Adjustments | 572,169 |
| 18 | Monthly Taxable Internet Sports Wagering Gross Revenue | 25,909,473 |
| 19 | Monthly 13% Tax on Internet Sports Wagering Gross Revenue | 3,368,231 |
| 20 | Less: Internet Sports Wagering Loss Applied from Prior Month (if applicable) | - |
| 21 | Total Internet Sports Wagering Tax Payment for this Month | 3,368,231 |

LOSS CARRYFORWARD INFORMATION (13% TAX):

| | | |
|----|---|---|
| 22 | Internet Sports Wagering Loss Carryforward - End of Prior Month | - |
| 23 | Internet Sports Wagering Loss Carryforward Applied to Current Month | - |
| 24 | Internet Sports Wagering Loss - Current Month | - |
| 25 | Internet Sports Wagering Loss Carryforward - End of Current Month | - |

| | | |
|-----------|---|---------------------|
| 26 | Total Sports Wagering Tax Payment (sum lines 9 and 21) | \$ 3,368,231 |
|-----------|---|---------------------|

| | | |
|----|--|---|
| 27 | Retail Sports Wagering Promotional Gaming Credits Wagered for the Month | - |
| 28 | Online Sports Wagering Promotional Gaming Credits Wagered for the Month (to DGE-101) | - |

FORM MAY NOT FOOT DUE TO ROUNDING

WEB SITES REPORTING SPORTS WAGERING GROSS REVENUE:

DRAFTKINGS.COM
 NJ.FOXBET.COM
 RESORTSCASINO.COM

Under penalties of perjury, I declare that I have examined this report, and to the best of my knowledge and belief, it is true and complete.

Brian Fogler

 Brian Fogler

7/9/2023
 DATE

 Director of Finance & Operations 010516-11
 TITLE (LICENSE NUMBER)

TROPICANA CASINO & RESORT
MONTHLY SPORTS WAGERING TAX RETURN
FOR THE MONTH OF JUNE 2023

SPORTS WAGERING - RETAIL

| Line (a) | Description (b) | Gross Revenue/Tax (c) |
|-------------|--|--------------------------|
| 1 | Year-to-Date Retail Sports Wagering Gross Revenue | \$ 391,461 |
| 2 | Less: Last Month's Year-to-Date Retail Sports Wagering Gross Revenue | 431,005 |
| 3 | Monthly Retail Sports Wagering Gross Revenue | (39,544) |
| 4 | Monthly Adjustments | 180 |
| 5 | Monthly Retail Sports Wagering Promotional Gaming Credit Deduction | - |
| 6 | Monthly Taxable Retail Sports Wagering Gross Revenue | (39,364) |
| 7 | Monthly 8.5% Tax on Retail Sports Wagering Gross Revenue | (3,346) |
| 8 | Less: Retail Sports Wagering Loss Carryforward Applied (if applicable) | - |
| 9 | Total Retail Sports Wagering Tax Payment for this Month | - |

LOSS CARRYFORWARD INFORMATION (8.5% TAX):

| | | |
|----|---|---------|
| 10 | Retail Sports Wagering Loss Carryforward - End of Prior Month | - |
| 11 | Retail Sports Wagering Loss Carryforward Applied to Current Month | - |
| 12 | Retail Sports Wagering Loss - Current Month | (3,346) |
| 13 | Retail Sports Wagering Loss Carryforward - End of Current Month | (3,346) |

SPORTS WAGERING - INTERNET

| Line (a) | Description (b) | Gross Revenue/Tax (c) |
|-------------|--|--------------------------|
| 14 | Year-to-Date Internet Sports Wagering Gross Revenue | \$ - |
| 15 | Less: Last Month's Year-to-Date Internet Sports Wagering Gross Revenue | - |
| 16 | Monthly Internet Sports Wagering Gross Revenue | - |
| 17 | Monthly Adjustments | - |
| 18 | Monthly Taxable Internet Sports Wagering Gross Revenue | - |
| 19 | Monthly 13% Tax on Internet Sports Wagering Gross Revenue | - |
| 20 | Less: Internet Sports Wagering Loss Applied from Prior Month (if applicable) | - |
| 21 | Total Internet Sports Wagering Tax Payment for this Month | - |

LOSS CARRYFORWARD INFORMATION (13% TAX):

| | | |
|----|---|---|
| 22 | Internet Sports Wagering Loss Carryforward - End of Prior Month | - |
| 23 | Internet Sports Wagering Loss Carryforward Applied to Current Month | - |
| 24 | Internet Sports Wagering Loss - Current Month | - |
| 25 | Internet Sports Wagering Loss Carryforward - End of Current Month | - |

| | | |
|-----------|---|-------------|
| 26 | Total Sports Wagering Tax Payment (sum lines 9 and 21) | \$ - |
|-----------|---|-------------|

| | | |
|----|--|---|
| 27 | Retail Sports Wagering Promotional Gaming Credits Wagered for the Month | - |
| 28 | Online Sports Wagering Promotional Gaming Credits Wagered for the Month (to DGE-101) | - |

FORM MAY NOT FOOT DUE TO ROUNDING

WEB SITES REPORTING SPORTS WAGERING GROSS REVENUE:

Under penalties of perjury, I declare that I have examined this report, and to the best of my knowledge and belief, it is true and complete.



Charles Washington Jr

7/10/2023
DATE

Casino Controller 10475-11
TITLE (LICENSE NUMBER)

TROPICANA CASINO & RESORT
MONTHLY SPORTS WAGERING TAX RETURN
FOR THE MONTH OF JUNE 2023

SPORTS WAGERING - RETAIL

| Line (a) | Description (b) | Gross Revenue/Tax (c) |
|----------|--|-----------------------|
| 1 | Year-to-Date Retail Sports Wagering Gross Revenue | \$ - |
| 2 | Less: Last Month's Year-to-Date Retail Sports Wagering Gross Revenue | - |
| 3 | Monthly Retail Sports Wagering Gross Revenue | - |
| 4 | Monthly Adjustments | - |
| 5 | Monthly Retail Sports Wagering Promotional Gaming Credit Deduction | - |
| 6 | Monthly Taxable Retail Sports Wagering Gross Revenue | - |
| 7 | Monthly 8.5% Tax on Retail Sports Wagering Gross Revenue | - |
| 8 | Less: Retail Sports Wagering Loss Carryforward Applied (if applicable) | - |
| 9 | Total Retail Sports Wagering Tax Payment for this Month | - |

LOSS CARRYFORWARD INFORMATION (8.5% TAX):

| | | |
|----|---|---|
| 10 | Retail Sports Wagering Loss Carryforward - End of Prior Month | - |
| 11 | Retail Sports Wagering Loss Carryforward Applied to Current Month | - |
| 12 | Retail Sports Wagering Loss - Current Month | - |
| 13 | Retail Sports Wagering Loss Carryforward - End of Current Month | - |

SPORTS WAGERING - INTERNET

| Line (a) | Description (b) | Gross Revenue/Tax (c) |
|----------|--|-----------------------|
| 14 | Year-to-Date Internet Sports Wagering Gross Revenue | \$ 15,555,970 |
| 15 | Less: Last Month's Year-to-Date Internet Sports Wagering Gross Revenue | 13,505,711 |
| 16 | Monthly Internet Sports Wagering Gross Revenue | 2,050,259 |
| 17 | Monthly Adjustments | - |
| 18 | Monthly Taxable Internet Sports Wagering Gross Revenue | 2,050,259 |
| 19 | Monthly 13% Tax on Internet Sports Wagering Gross Revenue | 266,534 |
| 20 | Less: Internet Sports Wagering Loss Applied from Prior Month (if applicable) | - |
| 21 | Total Internet Sports Wagering Tax Payment for this Month | 266,534 |

LOSS CARRYFORWARD INFORMATION (13% TAX):

| | | |
|----|---|---|
| 22 | Internet Sports Wagering Loss Carryforward - End of Prior Month | - |
| 23 | Internet Sports Wagering Loss Carryforward Applied to Current Month | - |
| 24 | Internet Sports Wagering Loss - Current Month | - |
| 25 | Internet Sports Wagering Loss Carryforward - End of Current Month | - |

| | | |
|-----------|---|-------------------|
| 26 | Total Sports Wagering Tax Payment (sum lines 9 and 21) | \$ 266,534 |
|-----------|---|-------------------|

| | | |
|----|--|---|
| 27 | Retail Sports Wagering Promotional Gaming Credits Wagered for the Month | - |
| 28 | Online Sports Wagering Promotional Gaming Credits Wagered for the Month (to DGE-101) | - |

FORM MAY NOT FOOT DUE TO ROUNDING

WEB SITES REPORTING SPORTS WAGERING GROSS REVENUE:

www.nj.us.williamhill.com
 Mojo Interactive, Inc

Under penalties of perjury, I declare that I have examined this report, and to the best of my knowledge and belief, it is true and complete.



Luther Guelker

7/7/2023
 DATE

Accounting Director (009521-11)

FR PARK RACING, LP (FREEHOLD RACEWAY)

MONTHLY SPORTS WAGERING TAX RETURN FOR THE MONTH OF JUNE 2023

SPORTS WAGERING - RETAIL

| Line (a) | Description (b) | Gross Revenue/Tax (c) |
|-------------|--|--------------------------|
| 1 | Year-to-Date Retail Sports Wagering Gross Revenue | \$ 900,443 |
| 2 | Less: Last Month's Year-to-Date Retail Sports Wagering Gross Revenue | 808,662 |
| 3 | Monthly Retail Sports Wagering Gross Revenue | 91,781 |
| 4 | Monthly Adjustments | 10 |
| 5 | Monthly Retail Sports Wagering Promotional Gaming Credit Deduction | - |
| 6 | Monthly Taxable Retail Sports Wagering Gross Revenue | 91,791 |
| 7 | Monthly 8.5% Tax on Retail Sports Wagering Gross Revenue | 7,802 |
| 8 | Less: Retail Sports Wagering Loss Carryforward Applied (if applicable) | - |
| 9 | Total Retail Sports Wagering Tax Payment for this Month | 7,802 |

LOSS CARRYFORWARD INFORMATION (8.5% TAX):

| | | |
|----|---|---|
| 10 | Retail Sports Wagering Loss Carryforward - End of Prior Month | - |
| 11 | Retail Sports Wagering Loss Carryforward Applied to Current Month | - |
| 12 | Retail Sports Wagering Loss - Current Month | - |
| 13 | Retail Sports Wagering Loss Carryforward - End of Current Month | - |

SPORTS WAGERING - INTERNET

| Line (a) | Description (b) | Gross Revenue/Tax (c) |
|-------------|--|--------------------------|
| 14 | Year-to-Date Internet Sports Wagering Gross Revenue | \$ 12,485,053 |
| 15 | Less: Last Month's Year-to-Date Internet Sports Wagering Gross Revenue | 10,839,947 |
| 16 | Monthly Internet Sports Wagering Gross Revenue | 1,645,106 |
| 17 | Monthly Adjustments | 13,961 |
| 18 | Monthly Taxable Internet Sports Wagering Gross Revenue | 1,659,067 |
| 19 | Monthly 13% Tax on Internet Sports Wagering Gross Revenue | 215,679 |
| 20 | Less: Internet Sports Wagering Loss Applied from Prior Month (if applicable) | - |
| 21 | Total Internet Sports Wagering Tax Payment for this Month | 215,679 |

LOSS CARRYFORWARD INFORMATION (13% TAX):

| | | |
|----|---|---|
| 22 | Internet Sports Wagering Loss Carryforward - End of Prior Month | - |
| 23 | Internet Sports Wagering Loss Carryforward Applied to Current Month | - |
| 24 | Internet Sports Wagering Loss - Current Month | - |
| 25 | Internet Sports Wagering Loss Carryforward - End of Current Month | - |

| | | |
|-----------|---|-------------------|
| 26 | Total Sports Wagering Tax Payment (sum lines 9 and 21) | \$ 223,481 |
|-----------|---|-------------------|

| | | |
|----|--|---|
| 27 | Retail Sports Wagering Promotional Gaming Credits Wagered for the Month | - |
| 28 | Online Sports Wagering Promotional Gaming Credits Wagered for the Month (to DGE-101) | - |

FORM MAY NOT FOOT DUE TO ROUNDING

WEB SITES REPORTING SPORTS WAGERING GROSS REVENUE:

BarstoolSportsbook.com
PlayUp.com
BetParx.com

Under penalties of perjury, I declare that I have examined this report, and to the best of my knowledge and belief, it is true and complete.



Mark Rosenthal

7/5/2023
DATE

CFO (10349-11)
TITLE (LICENSE NUMBER)

NEW MEADOWLANDS RACETRACK LLC
MONTHLY SPORTS WAGERING TAX RETURN
FOR THE MONTH OF JUNE 2023

SPORTS WAGERING - RETAIL

| Line (a) | Description (b) | Gross Revenue/Tax (c) |
|----------|--|-----------------------|
| 1 | Year-to-Date Retail Sports Wagering Gross Revenue | \$ 14,166,040 |
| 2 | Less: Last Month's Year-to-Date Retail Sports Wagering Gross Revenue | 11,663,426 |
| 3 | Monthly Retail Sports Wagering Gross Revenue | 2,502,614 |
| 4 | Monthly Adjustments | 231 |
| 5 | Monthly Retail Sports Wagering Promotional Gaming Credit Deduction | - |
| 6 | Monthly Taxable Retail Sports Wagering Gross Revenue | 2,502,845 |
| 7 | Monthly 8.5% Tax on Retail Sports Wagering Gross Revenue | 212,742 |
| 8 | Less: Retail Sports Wagering Loss Carryforward Applied (if applicable) | - |
| 9 | Total Retail Sports Wagering Tax Payment for this Month | 212,742 |

LOSS CARRYFORWARD INFORMATION (8.5% TAX):

| | | |
|----|---|---|
| 10 | Retail Sports Wagering Loss Carryforward - End of Prior Month | - |
| 11 | Retail Sports Wagering Loss Carryforward Applied to Current Month | - |
| 12 | Retail Sports Wagering Loss - Current Month | - |
| 13 | Retail Sports Wagering Loss Carryforward - End of Current Month | - |

SPORTS WAGERING - INTERNET

| Line (a) | Description (b) | Gross Revenue/Tax (c) |
|----------|--|-----------------------|
| 14 | Year-to-Date Internet Sports Wagering Gross Revenue | \$ 214,886,919 |
| 15 | Less: Last Month's Year-to-Date Internet Sports Wagering Gross Revenue | 189,906,317 |
| 16 | Monthly Internet Sports Wagering Gross Revenue | 24,980,602 |
| 17 | Monthly Adjustments | 67,302 |
| 18 | Monthly Taxable Internet Sports Wagering Gross Revenue | 25,047,904 |
| 19 | Monthly 13% Tax on Internet Sports Wagering Gross Revenue | 3,256,228 |
| 20 | Less: Internet Sports Wagering Loss Applied from Prior Month (if applicable) | - |
| 21 | Total Internet Sports Wagering Tax Payment for this Month | 3,256,228 |

LOSS CARRYFORWARD INFORMATION (13% TAX):

| | | |
|----|---|---|
| 22 | Internet Sports Wagering Loss Carryforward - End of Prior Month | - |
| 23 | Internet Sports Wagering Loss Carryforward Applied to Current Month | - |
| 24 | Internet Sports Wagering Loss - Current Month | - |
| 25 | Internet Sports Wagering Loss Carryforward - End of Current Month | - |

| | | |
|-----------|---|---------------------|
| 26 | Total Sports Wagering Tax Payment (sum lines 9 and 21) | \$ 3,468,970 |
|-----------|---|---------------------|


| | | |
|----|--|---|
| 27 | Retail Sports Wagering Promotional Gaming Credits Wagered for the Month | - |
| 28 | Online Sports Wagering Promotional Gaming Credits Wagered for the Month (to DGE-101) | - |

FORM MAY NOT FOOT DUE TO ROUNDING

WEB SITES REPORTING SPORTS WAGERING GROSS REVENUE:

Sportsbook.Fanduel.com
Pointsbet.com
NJ.SuperBook.com

Under penalties of perjury, I declare that I have examined this report, and to the best of my knowledge and belief, it is true and complete.



Alex Figueras

7/10/2023
DATE

Chief Financial Officer (10031-11)
TITLE (LICENSE NUMBER)

DARBY DEVELOPMENT (MONMOUTH PARK)

MONTHLY SPORTS WAGERING TAX RETURN FOR THE MONTH OF JUNE 2023

SPORTS WAGERING - RETAIL

| Line (a) | Description (b) | Gross Revenue/Tax (c) |
|-------------|--|--------------------------|
| 1 | Year-to-Date Retail Sports Wagering Gross Revenue | \$ 1,782,913 |
| 2 | Less: Last Month's Year-to-Date Retail Sports Wagering Gross Revenue | 1,980,801 |
| 3 | Monthly Retail Sports Wagering Gross Revenue | (197,888) |
| 4 | Monthly Adjustments | 206 |
| 5 | Monthly Retail Sports Wagering Promotional Gaming Credit Deduction | - |
| 6 | Monthly Taxable Retail Sports Wagering Gross Revenue | (197,682) |
| 7 | Monthly 8.5% Tax on Retail Sports Wagering Gross Revenue | (16,803) |
| 8 | Less: Retail Sports Wagering Loss Carryforward Applied (if applicable) | - |
| 9 | Total Retail Sports Wagering Tax Payment for this Month | - |

LOSS CARRYFORWARD INFORMATION (8.5% TAX):

| | | |
|----|---|----------|
| 10 | Retail Sports Wagering Loss Carryforward - End of Prior Month | - |
| 11 | Retail Sports Wagering Loss Carryforward Applied to Current Month | - |
| 12 | Retail Sports Wagering Loss - Current Month | (16,803) |
| 13 | Retail Sports Wagering Loss Carryforward - End of Current Month | (16,803) |

SPORTS WAGERING - INTERNET

| Line (a) | Description (b) | Gross Revenue/Tax (c) |
|-------------|--|--------------------------|
| 14 | Year-to-Date Internet Sports Wagering Gross Revenue | \$ 8,268,231 |
| 15 | Less: Last Month's Year-to-Date Internet Sports Wagering Gross Revenue | 6,632,208 |
| 16 | Monthly Internet Sports Wagering Gross Revenue | 1,636,023 |
| 17 | Monthly Adjustments | 4,755 |
| 18 | Monthly Taxable Internet Sports Wagering Gross Revenue | 1,640,778 |
| 19 | Monthly 13% Tax on Internet Sports Wagering Gross Revenue | 213,301 |
| 20 | Less: Internet Sports Wagering Loss Applied from Prior Month (if applicable) | - |
| 21 | Total Internet Sports Wagering Tax Payment for this Month | 213,301 |

LOSS CARRYFORWARD INFORMATION (13% TAX):

| | | |
|----|---|---|
| 22 | Internet Sports Wagering Loss Carryforward - End of Prior Month | - |
| 23 | Internet Sports Wagering Loss Carryforward Applied to Current Month | - |
| 24 | Internet Sports Wagering Loss - Current Month | - |
| 25 | Internet Sports Wagering Loss Carryforward - End of Current Month | - |

| | | |
|-----------|---|-------------------|
| 26 | Total Sports Wagering Tax Payment (sum lines 9 and 21) | \$ 213,301 |
|-----------|---|-------------------|

| | | |
|----|--|---|
| 27 | Retail Sports Wagering Promotional Gaming Credits Wagered for the Month | - |
| 28 | Online Sports Wagering Promotional Gaming Credits Wagered for the Month (to DGE-101) | - |

FORM MAY NOT FOOT DUE TO ROUNDING

WEB SITES REPORTING SPORTS WAGERING GROSS REVENUE:

William Hill
Rush Street

Under penalties of perjury, I declare that I have examined this report, and to the best of my knowledge and belief, it is true and complete.



Bill Knauf

7/10/2023
DATE

VP of Business Operations (9963-11)
TITLE (LICENSE NUMBER)