

**PREMIER ENTERTAINMENT AC, LLC DBA BALLY'S AC**  
**MONTHLY SPORTS WAGERING TAX RETURN**  
**FOR THE MONTH OF MARCH, 2023**

**SPORTS WAGERING - RETAIL**

Line (a)	Description (b)	Gross Revenue/Tax (c)
1	Year-to-Date Retail Sports Wagering Gross Revenue	\$ (142,562)
2	Less: Last Month's Year-to-Date Retail Sports Wagering Gross Revenue	(210,703)
3	Monthly Retail Sports Wagering Gross Revenue	68,141
4	Monthly Adjustments	
5	Monthly Retail Sports Wagering Promotional Gaming Credit Deduction	
6	Monthly Taxable Retail Sports Wagering Gross Revenue	68,141
7	Monthly 8.5% Tax on Retail Sports Wagering Gross Revenue	5,792
8	Less: Retail Sports Wagering Loss Carryforward Applied (if applicable)	(5,792)
9	Total Retail Sports Wagering Tax Payment for this Month	-

**LOSS CARRYFORWARD INFORMATION (8.5% TAX):**

10	Retail Sports Wagering Loss Carryforward - End of Prior Month	(17,909)
11	Retail Sports Wagering Loss Carryforward Applied to Current Month	5,792
12	Retail Sports Wagering Loss - Current Month	-
13	Retail Sports Wagering Loss Carryforward - End of Current Month	(12,117)

**SPORTS WAGERING - INTERNET**

Line (a)	Description (b)	Gross Revenue/Tax (c)
14	Year-to-Date Internet Sports Wagering Gross Revenue	\$ (163,894)
15	Less: Last Month's Year-to-Date Internet Sports Wagering Gross Revenue	(157,303)
16	Monthly Internet Sports Wagering Gross Revenue	(6,591)
17	Monthly Adjustments	-
18	Monthly Taxable Internet Sports Wagering Gross Revenue	(6,591)
19	Monthly 13% Tax on Internet Sports Wagering Gross Revenue	(857)
20	Less: Internet Sports Wagering Loss Applied from Prior Month (if applicable)	-
21	Total Internet Sports Wagering Tax Payment for this Month	-

**LOSS CARRYFORWARD INFORMATION (13% TAX):**

22	Internet Sports Wagering Loss Carryforward - End of Prior Month	(40,791)
23	Internet Sports Wagering Loss Carryforward Applied to Current Month	-
24	Internet Sports Wagering Loss - Current Month	(857)
25	Internet Sports Wagering Loss Carryforward - End of Current Month	(41,648)

<b>26</b>	<b>Total Sports Wagering Tax Payment (sum lines 9 and 21)</b>	<b>\$ -</b>
-----------	---	-------------

27	Retail Sports Wagering Promotional Gaming Credits Wagered for the Month	
28	Online Sports Wagering Promotional Gaming Credits Wagered for the Month (to DGE-101)	

FORM MAY NOT FOOT DUE TO ROUNDING

WEB SITES REPORTING SPORTS WAGERING GROSS REVENUE:

GETSPORTTRADE.COM

Under penalties of perjury, I declare that I have examined this report, and to the best of my knowledge and belief, it is true and complete.



4/7/2023  
DATE

Operations Controller 1861-11  
TITLE (LICENSE NUMBER)

**BORGATA HOTEL CASINO & SPA**  
**MONTHLY SPORTS WAGERING TAX RETURN**  
**FOR THE MONTH OF MARCH 2023**

**SPORTS WAGERING - RETAIL**

Line (a)	Description (b)	Gross Revenue/Tax (c)
1	Year-to-Date Retail Sports Wagering Gross Revenue	\$ 136,210
2	Less: Last Month's Year-to-Date Retail Sports Wagering Gross Revenue	(702,763)
3	Monthly Retail Sports Wagering Gross Revenue	838,973
4	Monthly Adjustments	
5	Monthly Retail Sports Wagering Promotional Gaming Credit Deduction	
6	Monthly Taxable Retail Sports Wagering Gross Revenue	838,973
7	Monthly 8.5% Tax on Retail Sports Wagering Gross Revenue	71,313
8	Less: Retail Sports Wagering Loss Carryforward Applied (if applicable)	(71,313)
9	Total Retail Sports Wagering Tax Payment for this Month	-

**LOSS CARRYFORWARD INFORMATION (8.5% TAX):**

10	Retail Sports Wagering Loss Carryforward - End of Prior Month	(390,200)
11	Retail Sports Wagering Loss Carryforward Applied to Current Month	71,313
12	Retail Sports Wagering Loss - Current Month	-
13	Retail Sports Wagering Loss Carryforward - End of Current Month	(318,887)

**SPORTS WAGERING - INTERNET**

Line (a)	Description (b)	Gross Revenue/Tax (c)
14	Year-to-Date Internet Sports Wagering Gross Revenue	\$ 18,849,055
15	Less: Last Month's Year-to-Date Internet Sports Wagering Gross Revenue	11,535,037
16	Monthly Internet Sports Wagering Gross Revenue	7,314,018
17	Monthly Adjustments	-
18	Monthly Taxable Internet Sports Wagering Gross Revenue	7,314,018
19	Monthly 13% Tax on Internet Sports Wagering Gross Revenue	950,822
20	Less: Internet Sports Wagering Loss Applied from Prior Month (if applicable)	-
21	Total Internet Sports Wagering Tax Payment for this Month	950,822

**LOSS CARRYFORWARD INFORMATION (13% TAX):**

22	Internet Sports Wagering Loss Carryforward - End of Prior Month	
23	Internet Sports Wagering Loss Carryforward Applied to Current Month	
24	Internet Sports Wagering Loss - Current Month	-
25	Internet Sports Wagering Loss Carryforward - End of Current Month	-

<b>26</b>	<b>Total Sports Wagering Tax Payment (sum lines 9 and 21)</b>	<b>\$ 950,822</b>
-----------	---	-------------------

27	Retail Sports Wagering Promotional Gaming Credits Wagered for the Month	
28	Online Sports Wagering Promotional Gaming Credits Wagered for the Month (to DGE-101)	

FORM MAY NOT FOOT DUE TO ROUNDING

**WEB SITES REPORTING SPORTS WAGERING GROSS REVENUE:**

BETMGM.COM  
SPORTS.BORGATAONLINE.COM

Under penalties of perjury, I declare that I have examined this report, and to the best of my knowledge and belief, it is true and complete.



Noelle M. McManus

4/4/2023  
DATE

Casino Controller 9751-11  
TITLE (LICENSE NUMBER)

**CAESARS ATLANTIC CITY**  
**MONTHLY SPORTS WAGERING TAX RETURN**  
**FOR THE MONTH OF MARCH 2023**

**SPORTS WAGERING - RETAIL**

Line (a)	Description (b)	Gross Revenue/Tax (c)
1	Year-to-Date Retail Sports Wagering Gross Revenue	\$ 686,087
2	Less: Last Month's Year-to-Date Retail Sports Wagering Gross Revenue	410,633
3	Monthly Retail Sports Wagering Gross Revenue	275,454
4	Monthly Adjustments	195
5	Monthly Retail Sports Wagering Promotional Gaming Credit Deduction	
6	Monthly Taxable Retail Sports Wagering Gross Revenue	275,649
7	Monthly 8.5% Tax on Retail Sports Wagering Gross Revenue	23,430
8	Less: Retail Sports Wagering Loss Carryforward Applied (if applicable)	(23,430)
9	Total Retail Sports Wagering Tax Payment for this Month	-

**LOSS CARRYFORWARD INFORMATION (8.5% TAX):**

10	Retail Sports Wagering Loss Carryforward - End of Prior Month	(45,267)
11	Retail Sports Wagering Loss Carryforward Applied to Current Month	23,430
12	Retail Sports Wagering Loss - Current Month	-
13	Retail Sports Wagering Loss Carryforward - End of Current Month	(21,837)

**SPORTS WAGERING - INTERNET**

Line (a)	Description (b)	Gross Revenue/Tax (c)
14	Year-to-Date Internet Sports Wagering Gross Revenue	\$ -
15	Less: Last Month's Year-to-Date Internet Sports Wagering Gross Revenue	-
16	Monthly Internet Sports Wagering Gross Revenue	-
17	Monthly Adjustments	-
18	Monthly Taxable Internet Sports Wagering Gross Revenue	-
19	Monthly 13% Tax on Internet Sports Wagering Gross Revenue	-
20	Less: Internet Sports Wagering Loss Applied from Prior Month (if applicable)	-
21	Total Internet Sports Wagering Tax Payment for this Month	-

**LOSS CARRYFORWARD INFORMATION (13% TAX):**

22	Internet Sports Wagering Loss Carryforward - End of Prior Month	
23	Internet Sports Wagering Loss Carryforward Applied to Current Month	
24	Internet Sports Wagering Loss - Current Month	-
25	Internet Sports Wagering Loss Carryforward - End of Current Month	-

<b>26</b>	<b>Total Sports Wagering Tax Payment (sum lines 9 and 21)</b>	<b>\$ -</b>
-----------	---	-------------

27	Retail Sports Wagering Promotional Gaming Credits Wagered for the Month	
28	Online Sports Wagering Promotional Gaming Credits Wagered for the Month (to DGE-101)	

FORM MAY NOT FOOT DUE TO ROUNDING

WEB SITES REPORTING SPORTS WAGERING GROSS REVENUE:

Under penalties of perjury, I declare that I have examined this report, and to the best of my knowledge and belief, it is true and complete.



ANGELA BIANCHINI

4/7/2023  
DATE

OPERATIONS CONTROLLER (8454-11)  
TITLE (LICENSE NUMBER)

**BOARDWALK REGENCY (ONLINE)**  
**MONTHLY SPORTS WAGERING TAX RETURN**  
**FOR THE MONTH OF MARCH 2023**

**SPORTS WAGERING - RETAIL**

Line (a)	Description (b)	Gross Revenue/Tax (c)
1	Year-to-Date Retail Sports Wagering Gross Revenue	
2	Less: Last Month's Year-to-Date Retail Sports Wagering Gross Revenue	
3	Monthly Retail Sports Wagering Gross Revenue	-
4	Monthly Adjustments	
5	Monthly Retail Sports Wagering Promotional Gaming Credit Deduction	
6	Monthly Taxable Retail Sports Wagering Gross Revenue	-
7	Monthly 8.5% Tax on Retail Sports Wagering Gross Revenue	-
8	Less: Retail Sports Wagering Loss Carryforward Applied (if applicable)	-
9	Total Retail Sports Wagering Tax Payment for this Month	-

**LOSS CARRYFORWARD INFORMATION (8.5% TAX):**

10	Retail Sports Wagering Loss Carryforward - End of Prior Month	
11	Retail Sports Wagering Loss Carryforward Applied to Current Month	
12	Retail Sports Wagering Loss - Current Month	-
13	Retail Sports Wagering Loss Carryforward - End of Current Month	-

**SPORTS WAGERING - INTERNET**

Line (a)	Description (b)	Gross Revenue/Tax (c)
14	Year-to-Date Internet Sports Wagering Gross Revenue	\$ (1,002,848)
15	Less: Last Month's Year-to-Date Internet Sports Wagering Gross Revenue	(608,338)
16	Monthly Internet Sports Wagering Gross Revenue	(394,510)
17	Monthly Adjustments	-
18	Monthly Taxable Internet Sports Wagering Gross Revenue	(394,510)
19	Monthly 13% Tax on Internet Sports Wagering Gross Revenue	(51,286)
20	Less: Internet Sports Wagering Loss Applied from Prior Month (if applicable)	-
21	Total Internet Sports Wagering Tax Payment for this Month	-

**LOSS CARRYFORWARD INFORMATION (13% TAX):**

22	Internet Sports Wagering Loss Carryforward - End of Prior Month	(79,084)
23	Internet Sports Wagering Loss Carryforward Applied to Current Month	
24	Internet Sports Wagering Loss - Current Month	(51,286)
25	Internet Sports Wagering Loss Carryforward - End of Current Month	(130,370)

<b>26</b>	<b>Total Sports Wagering Tax Payment (sum lines 9 and 21)</b>	<b>\$ -</b>
-----------	---	-------------

27	Retail Sports Wagering Promotional Gaming Credits Wagered for the Month	
28	Online Sports Wagering Promotional Gaming Credits Wagered for the Month (to DGE-101)	

FORM MAY NOT FOOT DUE TO ROUNDING

**WEB SITES REPORTING SPORTS WAGERING GROSS REVENUE:**

888.com  
WynnSports.com

Under penalties of perjury, I declare that I have examined this report, and to the best of my knowledge and belief, it is true and complete.



Luther Guelker

4/7/2023  
DATE

Accounting Director (009521-11)  
TITLE (LICENSE NUMBER)

**GOLDEN NUGGET**  
**MONTHLY SPORTS WAGERING TAX RETURN**  
**FOR THE MONTH OF MARCH 2023**

**SPORTS WAGERING - RETAIL**

Line (a)	Description (b)	Gross Revenue/Tax (c)
1	Year-to-Date Retail Sports Wagering Gross Revenue	\$ 254,066
2	Less: Last Month's Year-to-Date Retail Sports Wagering Gross Revenue	237,839
3	Monthly Retail Sports Wagering Gross Revenue	16,227
4	Monthly Adjustments	
5	Monthly Retail Sports Wagering Promotional Gaming Credit Deduction	
6	Monthly Taxable Retail Sports Wagering Gross Revenue	16,227
7	Monthly 8.5% Tax on Retail Sports Wagering Gross Revenue	1,379
8	Less: Retail Sports Wagering Loss Carryforward Applied (if applicable)	-
9	Total Retail Sports Wagering Tax Payment for this Month	1,379

**LOSS CARRYFORWARD INFORMATION (8.5% TAX):**

10	Retail Sports Wagering Loss Carryforward - End of Prior Month	-
11	Retail Sports Wagering Loss Carryforward Applied to Current Month	-
12	Retail Sports Wagering Loss - Current Month	-
13	Retail Sports Wagering Loss Carryforward - End of Current Month	-

**SPORTS WAGERING - INTERNET**

Line (a)	Description (b)	Gross Revenue/Tax (c)
14	Year-to-Date Internet Sports Wagering Gross Revenue	\$ 46,017
15	Less: Last Month's Year-to-Date Internet Sports Wagering Gross Revenue	(41,789)
16	Monthly Internet Sports Wagering Gross Revenue	87,806
17	Monthly Adjustments	-
18	Monthly Taxable Internet Sports Wagering Gross Revenue	87,806
19	Monthly 13% Tax on Internet Sports Wagering Gross Revenue	11,415
20	Less: Internet Sports Wagering Loss Applied from Prior Month (if applicable)	(7,726)
21	Total Internet Sports Wagering Tax Payment for this Month	3,689

**LOSS CARRYFORWARD INFORMATION (13% TAX):**

22	Internet Sports Wagering Loss Carryforward - End of Prior Month	(7,726)
23	Internet Sports Wagering Loss Carryforward Applied to Current Month	7,726
24	Internet Sports Wagering Loss - Current Month	-
25	Internet Sports Wagering Loss Carryforward - End of Current Month	-

<b>26</b>	<b>Total Sports Wagering Tax Payment (sum lines 9 and 21)</b>	<b>\$ 5,068</b>
-----------	---	-----------------

27	Retail Sports Wagering Promotional Gaming Credits Wagered for the Month	-
28	Online Sports Wagering Promotional Gaming Credits Wagered for the Month (to DGE-101)	-

FORM MAY NOT FOOT DUE TO ROUNDING

**WEB SITES REPORTING SPORTS WAGERING GROSS REVENUE:**

Goldennuggetcasino.com  
US.Betway.com

Under penalties of perjury, I declare that I have examined this report, and to the best of my knowledge and belief, it is true and complete.



John M Caruso

4/7/2023  
DATE

Director of Finance/Controller 8827.11

# HARD ROCK HOTEL AND CASINO ATLANTIC CITY

## MONTHLY SPORTS WAGERING TAX RETURN FOR THE MONTH OF MARCH 2023

### SPORTS WAGERING - RETAIL

Line (a)	Description (b)	Gross Revenue/Tax (c)
1	Year-to-Date Retail Sports Wagering Gross Revenue	\$ 114,354
2	Less: Last Month's Year-to-Date Retail Sports Wagering Gross Revenue	44,468
3	Monthly Retail Sports Wagering Gross Revenue	69,886
4	Monthly Adjustments	
5	Monthly Retail Sports Wagering Promotional Gaming Credit Deduction	-
6	Monthly Taxable Retail Sports Wagering Gross Revenue	69,886
7	Monthly 8.5% Tax on Retail Sports Wagering Gross Revenue	5,940
8	Less: Retail Sports Wagering Loss Carryforward Applied (if applicable)	-
9	Total Retail Sports Wagering Tax Payment for this Month	5,940

#### LOSS CARRYFORWARD INFORMATION (8.5% TAX):

10	Retail Sports Wagering Loss Carryforward - End of Prior Month	-
11	Retail Sports Wagering Loss Carryforward Applied to Current Month	-
12	Retail Sports Wagering Loss - Current Month	-
13	Retail Sports Wagering Loss Carryforward - End of Current Month	-

### SPORTS WAGERING - INTERNET

Line (a)	Description (b)	Gross Revenue/Tax (c)
14	Year-to-Date Internet Sports Wagering Gross Revenue	\$ 5,466,881
15	Less: Last Month's Year-to-Date Internet Sports Wagering Gross Revenue	2,557,613
16	Monthly Internet Sports Wagering Gross Revenue	2,909,268
17	Monthly Adjustments	-
18	Monthly Taxable Internet Sports Wagering Gross Revenue	2,909,268
19	Monthly 13% Tax on Internet Sports Wagering Gross Revenue	378,205
20	Less: Internet Sports Wagering Loss Applied from Prior Month (if applicable)	-
21	Total Internet Sports Wagering Tax Payment for this Month	378,205

#### LOSS CARRYFORWARD INFORMATION (13% TAX):

22	Internet Sports Wagering Loss Carryforward - End of Prior Month	
23	Internet Sports Wagering Loss Carryforward Applied to Current Month	
24	Internet Sports Wagering Loss - Current Month	-
25	Internet Sports Wagering Loss Carryforward - End of Current Month	-

<b>26</b>	<b>Total Sports Wagering Tax Payment (sum lines 9 and 21)</b>	<b>\$ 384,145</b>
-----------	---	-------------------

27	Retail Sports Wagering Promotional Gaming Credits Wagered for the Month	-
28	Online Sports Wagering Promotional Gaming Credits Wagered for the Month (to DGE-101)	-

FORM MAY NOT FOOT DUE TO ROUNDING

#### WEB SITES REPORTING SPORTS WAGERING GROSS REVENUE:

hardrockcasino.com  
www.nj.bet365.com  
nj.unibet.com

Under penalties of perjury, I declare that I have examined this report, and to the best of my knowledge and belief, it is true and complete.

*Hetal Mistry*

HETAL MISTRY

4/7/2023

DATE

CASINO CONTROLLER 10465-11

TITLE (LICENSE NUMBER)

**HARRAH'S ATLANTIC CITY**  
**MONTHLY SPORTS WAGERING TAX RETURN**  
**FOR THE MONTH OF MARCH 2023**

**SPORTS WAGERING - RETAIL**

Line (a)	Description (b)	Gross Revenue/Tax (c)
1	Year-to-Date Retail Sports Wagering Gross Revenue	\$ (340,990)
2	Less: Last Month's Year-to-Date Retail Sports Wagering Gross Revenue	(370,983)
3	Monthly Retail Sports Wagering Gross Revenue	29,993
4	Monthly Adjustments	167
5	Monthly Retail Sports Wagering Promotional Gaming Credit Deduction	
6	Monthly Taxable Retail Sports Wagering Gross Revenue	30,160
7	Monthly 8.5% Tax on Retail Sports Wagering Gross Revenue	2,564
8	Less: Retail Sports Wagering Loss Carryforward Applied (if applicable)	(2,564)
9	Total Retail Sports Wagering Tax Payment for this Month	-

**LOSS CARRYFORWARD INFORMATION (8.5% TAX):**

10	Retail Sports Wagering Loss Carryforward - End of Prior Month	(31,521)
11	Retail Sports Wagering Loss Carryforward Applied to Current Month	2,564
12	Retail Sports Wagering Loss - Current Month	-
13	Retail Sports Wagering Loss Carryforward - End of Current Month	(28,957)

**SPORTS WAGERING - INTERNET**

Line (a)	Description (b)	Gross Revenue/Tax (c)
14	Year-to-Date Internet Sports Wagering Gross Revenue	\$ -
15	Less: Last Month's Year-to-Date Internet Sports Wagering Gross Revenue	-
16	Monthly Internet Sports Wagering Gross Revenue	-
17	Monthly Adjustments	-
18	Monthly Taxable Internet Sports Wagering Gross Revenue	-
19	Monthly 13% Tax on Internet Sports Wagering Gross Revenue	-
20	Less: Internet Sports Wagering Loss Applied from Prior Month (if applicable)	-
21	Total Internet Sports Wagering Tax Payment for this Month	-

**LOSS CARRYFORWARD INFORMATION (13% TAX):**

22	Internet Sports Wagering Loss Carryforward - End of Prior Month	
23	Internet Sports Wagering Loss Carryforward Applied to Current Month	
24	Internet Sports Wagering Loss - Current Month	-
25	Internet Sports Wagering Loss Carryforward - End of Current Month	-


<b>26</b>	<b>Total Sports Wagering Tax Payment (sum lines 9 and 21)</b>	<b>\$ -</b>
-----------	---	-------------

27	Retail Sports Wagering Promotional Gaming Credits Wagered for the Month	
28	Online Sports Wagering Promotional Gaming Credits Wagered for the Month (to DGE-101)	

FORM MAY NOT FOOT DUE TO ROUNDING

WEB SITES REPORTING SPORTS WAGERING GROSS REVENUE:

Under penalties of perjury, I declare that I have examined this report, and to the best of my knowledge and belief, it is true and complete.

 Taalib-deen Muhammad	4/8/2023 DATE
---	------------------

Operations Controller (08168-11) TITLE (LICENSE NUMBER)
--

**HARRAH'S ATLANTIC CITY (ONLINE)**  
**MONTHLY SPORTS WAGERING TAX RETURN**  
**FOR THE MONTH OF MARCH 2023**

**SPORTS WAGERING - RETAIL**

Line (a)	Description (b)	Gross Revenue/Tax (c)
1	Year-to-Date Retail Sports Wagering Gross Revenue	
2	Less: Last Month's Year-to-Date Retail Sports Wagering Gross Revenue	
3	Monthly Retail Sports Wagering Gross Revenue	-
4	Monthly Adjustments	
5	Monthly Retail Sports Wagering Promotional Gaming Credit Deduction	
6	Monthly Taxable Retail Sports Wagering Gross Revenue	-
7	Monthly 8.5% Tax on Retail Sports Wagering Gross Revenue	-
8	Less: Retail Sports Wagering Loss Carryforward Applied (if applicable)	-
9	Total Retail Sports Wagering Tax Payment for this Month	-

**LOSS CARRYFORWARD INFORMATION (8.5% TAX):**

10	Retail Sports Wagering Loss Carryforward - End of Prior Month	
11	Retail Sports Wagering Loss Carryforward Applied to Current Month	
12	Retail Sports Wagering Loss - Current Month	-
13	Retail Sports Wagering Loss Carryforward - End of Current Month	-

**SPORTS WAGERING - INTERNET**

Line (a)	Description (b)	Gross Revenue/Tax (c)
14	Year-to-Date Internet Sports Wagering Gross Revenue	\$ (141,462)
15	Less: Last Month's Year-to-Date Internet Sports Wagering Gross Revenue	(88,878)
16	Monthly Internet Sports Wagering Gross Revenue	(52,584)
17	Monthly Adjustments	-
18	Monthly Taxable Internet Sports Wagering Gross Revenue	(52,584)
19	Monthly 13% Tax on Internet Sports Wagering Gross Revenue	(6,836)
20	Less: Internet Sports Wagering Loss Applied from Prior Month (if applicable)	-
21	Total Internet Sports Wagering Tax Payment for this Month	-

**LOSS CARRYFORWARD INFORMATION (13% TAX):**

22	Internet Sports Wagering Loss Carryforward - End of Prior Month	(24,827)
23	Internet Sports Wagering Loss Carryforward Applied to Current Month	
24	Internet Sports Wagering Loss - Current Month	(6,836)
25	Internet Sports Wagering Loss Carryforward - End of Current Month	(31,663)

<b>26</b>	<b>Total Sports Wagering Tax Payment (sum lines 9 and 21)</b>	<b>\$ -</b>
-----------	---	-------------

27	Retail Sports Wagering Promotional Gaming Credits Wagered for the Month	
28	Online Sports Wagering Promotional Gaming Credits Wagered for the Month (to DGE-101)	

FORM MAY NOT FOOT DUE TO ROUNDING

**WEB SITES REPORTING SPORTS WAGERING GROSS REVENUE:**

www.nj.prophetbettingexchange.com  
www.fubosportsbook.com

Under penalties of perjury, I declare that I have examined this report, and to the best of my knowledge and belief, it is true and complete.



Luther Guelker

4/7/2023  
DATE

Accounting Director (009521-11)  
TITLE (LICENSE NUMBER)



**OCEAN CASINO RESORT**  
**MONTHLY SPORTS WAGERING TAX RETURN**  
**FOR THE MONTH OF MARCH 2023**

**SPORTS WAGERING - RETAIL**

Line (a)	Description (b)	Gross Revenue/Tax (c)
1	Year-to-Date Retail Sports Wagering Gross Revenue	\$ (9,801)
2	Less: Last Month's Year-to-Date Retail Sports Wagering Gross Revenue	(18,015)
3	Monthly Retail Sports Wagering Gross Revenue	8,214
4	Monthly Adjustments	-
5	Monthly Retail Sports Wagering Promotional Gaming Credit Deduction	-
6	Monthly Taxable Retail Sports Wagering Gross Revenue	8,214
7	Monthly 8.5% Tax on Retail Sports Wagering Gross Revenue	698
8	Less: Retail Sports Wagering Loss Carryforward Applied (if applicable)	(698)
9	Total Retail Sports Wagering Tax Payment for this Month	-

**LOSS CARRYFORWARD INFORMATION (8.5% TAX):**

10	Retail Sports Wagering Loss Carryforward - End of Prior Month	(11,747)
11	Retail Sports Wagering Loss Carryforward Applied to Current Month	698
12	Retail Sports Wagering Loss - Current Month	-
13	Retail Sports Wagering Loss Carryforward - End of Current Month	(11,049)

**SPORTS WAGERING - INTERNET**

Line (a)	Description (b)	Gross Revenue/Tax (c)
14	Year-to-Date Internet Sports Wagering Gross Revenue	\$ 588,487
15	Less: Last Month's Year-to-Date Internet Sports Wagering Gross Revenue	223,815
16	Monthly Internet Sports Wagering Gross Revenue	364,672
17	Monthly Adjustments	2,916
18	Monthly Taxable Internet Sports Wagering Gross Revenue	367,588
19	Monthly 13% Tax on Internet Sports Wagering Gross Revenue	47,786
20	Less: Internet Sports Wagering Loss Applied from Prior Month (if applicable)	-
21	Total Internet Sports Wagering Tax Payment for this Month	47,786

**LOSS CARRYFORWARD INFORMATION (13% TAX):**

22	Internet Sports Wagering Loss Carryforward - End of Prior Month	-
23	Internet Sports Wagering Loss Carryforward Applied to Current Month	-
24	Internet Sports Wagering Loss - Current Month	-
25	Internet Sports Wagering Loss Carryforward - End of Current Month	-

<b>26</b>	<b>Total Sports Wagering Tax Payment (sum lines 9 and 21)</b>	<b>\$ 47,786</b>
-----------	---	------------------

27	Retail Sports Wagering Promotional Gaming Credits Wagered for the Month	-
28	Online Sports Wagering Promotional Gaming Credits Wagered for the Month (to DGE-101)	-

FORM MAY NOT FOOT DUE TO ROUNDING

**WEB SITES REPORTING SPORTS WAGERING GROSS REVENUE:**

TIPICO.COM/US

Under penalties of perjury, I declare that I have examined this report, and to the best of my knowledge and belief, it is true and complete.



Rita Smith

4/10/2023  
DATE

Operational Accounting Controller #10293-11  
TITLE (LICENSE NUMBER)

# RESORTS CASINO HOTEL (DGMB CASINO LLC)

## MONTHLY SPORTS WAGERING TAX RETURN FOR THE MONTH OF MARCH 2023

### SPORTS WAGERING - RETAIL

Line (a)	Description (b)	Gross Revenue/Tax (c)
1	Year-to-Date Retail Sports Wagering Gross Revenue	\$ (295,418)
2	Less: Last Month's Year-to-Date Retail Sports Wagering Gross Revenue	(214,930)
3	Monthly Retail Sports Wagering Gross Revenue	(80,488)
4	Monthly Adjustments	-
5	Monthly Retail Sports Wagering Promotional Gaming Credit Deduction	-
6	Monthly Taxable Retail Sports Wagering Gross Revenue	(80,488)
7	Monthly 8.5% Tax on Retail Sports Wagering Gross Revenue	(6,841)
8	Less: Retail Sports Wagering Loss Carryforward Applied (if applicable)	-
9	Total Retail Sports Wagering Tax Payment for this Month	-

#### LOSS CARRYFORWARD INFORMATION (8.5% TAX):

10	Retail Sports Wagering Loss Carryforward - End of Prior Month	(52,401)
11	Retail Sports Wagering Loss Carryforward Applied to Current Month	-
12	Retail Sports Wagering Loss - Current Month	(6,841)
13	Retail Sports Wagering Loss Carryforward - End of Current Month	(59,242)

### SPORTS WAGERING - INTERNET

Line (a)	Description (b)	Gross Revenue/Tax (c)
14	Year-to-Date Internet Sports Wagering Gross Revenue	\$ -
15	Less: Last Month's Year-to-Date Internet Sports Wagering Gross Revenue	-
16	Monthly Internet Sports Wagering Gross Revenue	-
17	Monthly Adjustments	-
18	Monthly Taxable Internet Sports Wagering Gross Revenue	-
19	Monthly 13% Tax on Internet Sports Wagering Gross Revenue	-
20	Less: Internet Sports Wagering Loss Applied from Prior Month (if applicable)	-
21	Total Internet Sports Wagering Tax Payment for this Month	-

#### LOSS CARRYFORWARD INFORMATION (13% TAX):

22	Internet Sports Wagering Loss Carryforward - End of Prior Month	-
23	Internet Sports Wagering Loss Carryforward Applied to Current Month	-
24	Internet Sports Wagering Loss - Current Month	-
25	Internet Sports Wagering Loss Carryforward - End of Current Month	-

<b>26</b>	<b>Total Sports Wagering Tax Payment (sum lines 9 and 21)</b>	<b>\$ -</b>
-----------	---	-------------

27	Retail Sports Wagering Promotional Gaming Credits Wagered for the Month	-
28	Online Sports Wagering Promotional Gaming Credits Wagered for the Month (to DGE-101)	-

FORM MAY NOT FOOT DUE TO ROUNDING

#### WEB SITES REPORTING SPORTS WAGERING GROSS REVENUE:

Under penalties of perjury, I declare that I have examined this report, and to the best of my knowledge and belief, it is true and complete.



CHRISTOPHER CRANE

3/8/2023

DATE

CASINO CONTROLLER (10651-11)

TITLE (LICENSE NUMBER)

**RESORTS DIGITAL GAMING, LLC**  
**MONTHLY SPORTS WAGERING TAX RETURN**  
**FOR THE MONTH OF MARCH 2023**

**SPORTS WAGERING - RETAIL**

Line (a)	Description (b)	Gross Revenue/Tax (c)
1	Year-to-Date Retail Sports Wagering Gross Revenue	
2	Less: Last Month's Year-to-Date Retail Sports Wagering Gross Revenue	
3	Monthly Retail Sports Wagering Gross Revenue	-
4	Monthly Adjustments	
5	Monthly Retail Sports Wagering Promotional Gaming Credit Deduction	
6	Monthly Taxable Retail Sports Wagering Gross Revenue	-
7	Monthly 8.5% Tax on Retail Sports Wagering Gross Revenue	-
8	Less: Retail Sports Wagering Loss Carryforward Applied (if applicable)	-
9	Total Retail Sports Wagering Tax Payment for this Month	-

**LOSS CARRYFORWARD INFORMATION (8.5% TAX):**

10	Retail Sports Wagering Loss Carryforward - End of Prior Month	
11	Retail Sports Wagering Loss Carryforward Applied to Current Month	
12	Retail Sports Wagering Loss - Current Month	-
13	Retail Sports Wagering Loss Carryforward - End of Current Month	-

**SPORTS WAGERING - INTERNET**

Line (a)	Description (b)	Gross Revenue/Tax (c)
14	Year-to-Date Internet Sports Wagering Gross Revenue	\$ 54,779,171
15	Less: Last Month's Year-to-Date Internet Sports Wagering Gross Revenue	24,986,194
16	Monthly Internet Sports Wagering Gross Revenue	29,792,977
17	Monthly Adjustments	961,647
18	Monthly Taxable Internet Sports Wagering Gross Revenue	30,754,624
19	Monthly 13% Tax on Internet Sports Wagering Gross Revenue	3,998,101
20	Less: Internet Sports Wagering Loss Applied from Prior Month (if applicable)	-
21	Total Internet Sports Wagering Tax Payment for this Month	3,998,101

**LOSS CARRYFORWARD INFORMATION (13% TAX):**

22	Internet Sports Wagering Loss Carryforward - End of Prior Month	
23	Internet Sports Wagering Loss Carryforward Applied to Current Month	
24	Internet Sports Wagering Loss - Current Month	-
25	Internet Sports Wagering Loss Carryforward - End of Current Month	-

<b>26</b>	<b>Total Sports Wagering Tax Payment (sum lines 9 and 21)</b>	<b>\$ 3,998,101</b>
-----------	---	---------------------

27	Retail Sports Wagering Promotional Gaming Credits Wagered for the Month	
28	Online Sports Wagering Promotional Gaming Credits Wagered for the Month (to DGE-101)	

FORM MAY NOT FOOT DUE TO ROUNDING

**WEB SITES REPORTING SPORTS WAGERING GROSS REVENUE:**

DRAFTKINGS.COM  
 NJ.FOXBET.COM  
 RESORTSCASINO.COM

Under penalties of perjury, I declare that I have examined this report, and to the best of my knowledge and belief, it is true and complete.

*Brian Fogler*

\_\_\_\_\_  
 Brian Fogler

\_\_\_\_\_  
 4/9/2023  
 DATE

\_\_\_\_\_  
 Director of Operational Accounting 010516-11  
 TITLE (LICENSE NUMBER)

**Tropicana Casino & Resort**  
**MONTHLY SPORTS WAGERING TAX RETURN**  
**FOR THE MONTH OF MARCH 2023**

**SPORTS WAGERING - RETAIL**

Line (a)	Description (b)	Gross Revenue/Tax (c)
1	Year-to-Date Retail Sports Wagering Gross Revenue	\$ 175,884
2	Less: Last Month's Year-to-Date Retail Sports Wagering Gross Revenue	(19,424)
3	Monthly Retail Sports Wagering Gross Revenue	195,308
4	Monthly Adjustments	138
5	Monthly Retail Sports Wagering Promotional Gaming Credit Deduction	
6	Monthly Taxable Retail Sports Wagering Gross Revenue	195,446
7	Monthly 8.5% Tax on Retail Sports Wagering Gross Revenue	16,613
8	Less: Retail Sports Wagering Loss Carryforward Applied (if applicable)	(16,613)
9	Total Retail Sports Wagering Tax Payment for this Month	-

**LOSS CARRYFORWARD INFORMATION (8.5% TAX):**

10	Retail Sports Wagering Loss Carryforward - End of Prior Month	(28,133)
11	Retail Sports Wagering Loss Carryforward Applied to Current Month	16,613
12	Retail Sports Wagering Loss - Current Month	-
13	Retail Sports Wagering Loss Carryforward - End of Current Month	(11,520)

**SPORTS WAGERING - INTERNET**

Line (a)	Description (b)	Gross Revenue/Tax (c)
14	Year-to-Date Internet Sports Wagering Gross Revenue	\$ -
15	Less: Last Month's Year-to-Date Internet Sports Wagering Gross Revenue	-
16	Monthly Internet Sports Wagering Gross Revenue	-
17	Monthly Adjustments	-
18	Monthly Taxable Internet Sports Wagering Gross Revenue	-
19	Monthly 13% Tax on Internet Sports Wagering Gross Revenue	-
20	Less: Internet Sports Wagering Loss Applied from Prior Month (if applicable)	-
21	Total Internet Sports Wagering Tax Payment for this Month	-

**LOSS CARRYFORWARD INFORMATION (13% TAX):**

22	Internet Sports Wagering Loss Carryforward - End of Prior Month	
23	Internet Sports Wagering Loss Carryforward Applied to Current Month	
24	Internet Sports Wagering Loss - Current Month	-
25	Internet Sports Wagering Loss Carryforward - End of Current Month	-

<b>26</b>	<b>Total Sports Wagering Tax Payment (sum lines 9 and 21)</b>	<b>\$ -</b>
-----------	---	-------------

27	Retail Sports Wagering Promotional Gaming Credits Wagered for the Month	
28	Online Sports Wagering Promotional Gaming Credits Wagered for the Month (to DGE-101)	

FORM MAY NOT FOOT DUE TO ROUNDING

WEB SITES REPORTING SPORTS WAGERING GROSS REVENUE:

Under penalties of perjury, I declare that I have examined this report, and to the best of my knowledge and belief, it is true and complete.



Charles Washington Jr

4/7/2023  
DATE

Casino Controller 10475-11  
TITLE (LICENSE NUMBER)

**TROPICANA CASINO & RESORT**  
**MONTHLY SPORTS WAGERING TAX RETURN**  
**FOR THE MONTH OF MARCH 2023**

**SPORTS WAGERING - RETAIL**

Line (a)	Description (b)	Gross Revenue/Tax (c)
1	Year-to-Date Retail Sports Wagering Gross Revenue	
2	Less: Last Month's Year-to-Date Retail Sports Wagering Gross Revenue	
3	Monthly Retail Sports Wagering Gross Revenue	-
4	Monthly Adjustments	
5	Monthly Retail Sports Wagering Promotional Gaming Credit Deduction	
6	Monthly Taxable Retail Sports Wagering Gross Revenue	-
7	Monthly 8.5% Tax on Retail Sports Wagering Gross Revenue	-
8	Less: Retail Sports Wagering Loss Carryforward Applied (if applicable)	-
9	Total Retail Sports Wagering Tax Payment for this Month	-

**LOSS CARRYFORWARD INFORMATION (8.5% TAX):**

10	Retail Sports Wagering Loss Carryforward - End of Prior Month	
11	Retail Sports Wagering Loss Carryforward Applied to Current Month	
12	Retail Sports Wagering Loss - Current Month	-
13	Retail Sports Wagering Loss Carryforward - End of Current Month	-

**SPORTS WAGERING - INTERNET**

Line (a)	Description (b)	Gross Revenue/Tax (c)
14	Year-to-Date Internet Sports Wagering Gross Revenue	\$ 8,463,472
15	Less: Last Month's Year-to-Date Internet Sports Wagering Gross Revenue	3,238,512
16	Monthly Internet Sports Wagering Gross Revenue	5,224,960
17	Monthly Adjustments	-
18	Monthly Taxable Internet Sports Wagering Gross Revenue	5,224,960
19	Monthly 13% Tax on Internet Sports Wagering Gross Revenue	679,245
20	Less: Internet Sports Wagering Loss Applied from Prior Month (if applicable)	-
21	Total Internet Sports Wagering Tax Payment for this Month	679,245

**LOSS CARRYFORWARD INFORMATION (13% TAX):**

22	Internet Sports Wagering Loss Carryforward - End of Prior Month	
23	Internet Sports Wagering Loss Carryforward Applied to Current Month	
24	Internet Sports Wagering Loss - Current Month	-
25	Internet Sports Wagering Loss Carryforward - End of Current Month	-

<b>26</b>	<b>Total Sports Wagering Tax Payment (sum lines 9 and 21)</b>	<b>\$ 679,245</b>
-----------	---	-------------------

27	Retail Sports Wagering Promotional Gaming Credits Wagered for the Month	
28	Online Sports Wagering Promotional Gaming Credits Wagered for the Month (to DGE-101)	

FORM MAY NOT FOOT DUE TO ROUNDING

**WEB SITES REPORTING SPORTS WAGERING GROSS REVENUE:**

www.nj.us.williamhill.com  
 Mojo Interactive, Inc

Under penalties of perjury, I declare that I have examined this report, and to the best of my knowledge and belief, it is true and complete.



Luther Guelker

4/7/2023  
 DATE

Accounting Director (009521-11)

# FR PARK RACING, LP (FREEHOLD RACEWAY)

## MONTHLY SPORTS WAGERING TAX RETURN FOR THE MONTH OF MARCH 2023

### SPORTS WAGERING - RETAIL

Line (a)	Description (b)	Gross Revenue/Tax (c)
1	Year-to-Date Retail Sports Wagering Gross Revenue	\$ 414,205
2	Less: Last Month's Year-to-Date Retail Sports Wagering Gross Revenue	265,843
3	Monthly Retail Sports Wagering Gross Revenue	148,362
4	Monthly Adjustments	47
5	Monthly Retail Sports Wagering Promotional Gaming Credit Deduction	-
6	Monthly Taxable Retail Sports Wagering Gross Revenue	148,409
7	Monthly 8.5% Tax on Retail Sports Wagering Gross Revenue	12,615
8	Less: Retail Sports Wagering Loss Carryforward Applied (if applicable)	-
9	Total Retail Sports Wagering Tax Payment for this Month	12,615

#### LOSS CARRYFORWARD INFORMATION (8.5% TAX):

10	Retail Sports Wagering Loss Carryforward - End of Prior Month	-
11	Retail Sports Wagering Loss Carryforward Applied to Current Month	-
12	Retail Sports Wagering Loss - Current Month	-
13	Retail Sports Wagering Loss Carryforward - End of Current Month	-

### SPORTS WAGERING - INTERNET

Line (a)	Description (b)	Gross Revenue/Tax (c)
14	Year-to-Date Internet Sports Wagering Gross Revenue	\$ 7,012,508
15	Less: Last Month's Year-to-Date Internet Sports Wagering Gross Revenue	3,279,155
16	Monthly Internet Sports Wagering Gross Revenue	3,733,353
17	Monthly Adjustments	(32,252)
18	Monthly Taxable Internet Sports Wagering Gross Revenue	3,701,101
19	Monthly 13% Tax on Internet Sports Wagering Gross Revenue	481,143
20	Less: Internet Sports Wagering Loss Applied from Prior Month (if applicable)	-
21	Total Internet Sports Wagering Tax Payment for this Month	481,143

#### LOSS CARRYFORWARD INFORMATION (13% TAX):

22	Internet Sports Wagering Loss Carryforward - End of Prior Month	-
23	Internet Sports Wagering Loss Carryforward Applied to Current Month	-
24	Internet Sports Wagering Loss - Current Month	-
25	Internet Sports Wagering Loss Carryforward - End of Current Month	-

<b>26</b>	<b>Total Sports Wagering Tax Payment (sum lines 9 and 21)</b>	<b>\$ 493,758</b>
-----------	---	-------------------

27	Retail Sports Wagering Promotional Gaming Credits Wagered for the Month	-
28	Online Sports Wagering Promotional Gaming Credits Wagered for the Month (to DGE-101)	-

FORM MAY NOT FOOT DUE TO ROUNDING

#### WEB SITES REPORTING SPORTS WAGERING GROSS REVENUE:

BarstoolSportsbook.com  
PlayUp.com  
BetParx.com

Under penalties of perjury, I declare that I have examined this report, and to the best of my knowledge and belief, it is true and complete.



Mark Rosenthal

4/5/2023  
DATE

CFO (10349-11)  
TITLE (LICENSE NUMBER)

**NEW MEADOWLANDS RACETRACK LLC**  
**MONTHLY SPORTS WAGERING TAX RETURN**  
**FOR THE MONTH OF March 31, 2023**

**SPORTS WAGERING - RETAIL**

Line (a)	Description (b)	Gross Revenue/Tax (c)
1	Year-to-Date Retail Sports Wagering Gross Revenue	\$ 6,757,892
2	Less: Last Month's Year-to-Date Retail Sports Wagering Gross Revenue	3,159,413
3	Monthly Retail Sports Wagering Gross Revenue	3,598,479
4	Monthly Adjustments	870
5	Monthly Retail Sports Wagering Promotional Gaming Credit Deduction	-
6	Monthly Taxable Retail Sports Wagering Gross Revenue	3,599,349
7	Monthly 8.5% Tax on Retail Sports Wagering Gross Revenue	305,945
8	Less: Retail Sports Wagering Loss Carryforward Applied (if applicable)	-
9	Total Retail Sports Wagering Tax Payment for this Month	305,945

**LOSS CARRYFORWARD INFORMATION (8.5% TAX):**

10	Retail Sports Wagering Loss Carryforward - End of Prior Month	
11	Retail Sports Wagering Loss Carryforward Applied to Current Month	
12	Retail Sports Wagering Loss - Current Month	-
13	Retail Sports Wagering Loss Carryforward - End of Current Month	-

**SPORTS WAGERING - INTERNET**

Line (a)	Description (b)	Gross Revenue/Tax (c)
14	Year-to-Date Internet Sports Wagering Gross Revenue	\$ 112,868,306
15	Less: Last Month's Year-to-Date Internet Sports Wagering Gross Revenue	76,626,798
16	Monthly Internet Sports Wagering Gross Revenue	36,241,508
17	Monthly Adjustments	43,479
18	Monthly Taxable Internet Sports Wagering Gross Revenue	36,284,987
19	Monthly 13% Tax on Internet Sports Wagering Gross Revenue	4,717,048
20	Less: Internet Sports Wagering Loss Applied from Prior Month (if applicable)	-
21	Total Internet Sports Wagering Tax Payment for this Month	4,717,048

**LOSS CARRYFORWARD INFORMATION (13% TAX):**

22	Internet Sports Wagering Loss Carryforward - End of Prior Month	
23	Internet Sports Wagering Loss Carryforward Applied to Current Month	
24	Internet Sports Wagering Loss - Current Month	-
25	Internet Sports Wagering Loss Carryforward - End of Current Month	-

<b>26</b>	<b>Total Sports Wagering Tax Payment (sum lines 9 and 21)</b>	<b>\$ 5,022,993</b>
-----------	---	---------------------


27	Retail Sports Wagering Promotional Gaming Credits Wagered for the Month	-
28	Online Sports Wagering Promotional Gaming Credits Wagered for the Month (to DGE-101)	-

FORM MAY NOT FOOT DUE TO ROUNDING

**WEB SITES REPORTING SPORTS WAGERING GROSS REVENUE:**

Sportsbook.Fanduel.com  
Pointsbet.com  
NJ.SuperBook.com

Under penalties of perjury, I declare that I have examined this report, and to the best of my knowledge and belief, it is true and complete.



Alex Figueras

4/10/2023  
DATE

Chief Financial Officer (10031-11)  
TITLE (LICENSE NUMBER)

**Darby Development (Monmouth Park)**  
**MONTHLY SPORTS WAGERING TAX RETURN**  
**FOR THE MONTH OF MARCH 2023**

**SPORTS WAGERING - RETAIL**

Line (a)	Description (b)	Gross Revenue/Tax (c)
1	Year-to-Date Retail Sports Wagering Gross Revenue	\$ 1,137,801
2	Less: Last Month's Year-to-Date Retail Sports Wagering Gross Revenue	712,904
3	Monthly Retail Sports Wagering Gross Revenue	424,897
4	Monthly Adjustments	18
5	Monthly Retail Sports Wagering Promotional Gaming Credit Deduction	
6	Monthly Taxable Retail Sports Wagering Gross Revenue	424,915
7	Monthly 8.5% Tax on Retail Sports Wagering Gross Revenue	36,118
8	Less: Retail Sports Wagering Loss Carryforward Applied (if applicable)	-
9	Total Retail Sports Wagering Tax Payment for this Month	36,118

**LOSS CARRYFORWARD INFORMATION (8.5% TAX):**

10	Retail Sports Wagering Loss Carryforward - End of Prior Month	
11	Retail Sports Wagering Loss Carryforward Applied to Current Month	
12	Retail Sports Wagering Loss - Current Month	-
13	Retail Sports Wagering Loss Carryforward - End of Current Month	-

**SPORTS WAGERING - INTERNET**

Line (a)	Description (b)	Gross Revenue/Tax (c)
14	Year-to-Date Internet Sports Wagering Gross Revenue	\$ 4,338,237
15	Less: Last Month's Year-to-Date Internet Sports Wagering Gross Revenue	2,106,561
16	Monthly Internet Sports Wagering Gross Revenue	2,231,676
17	Monthly Adjustments	-
18	Monthly Taxable Internet Sports Wagering Gross Revenue	2,231,676
19	Monthly 13% Tax on Internet Sports Wagering Gross Revenue	290,118
20	Less: Internet Sports Wagering Loss Applied from Prior Month (if applicable)	-
21	Total Internet Sports Wagering Tax Payment for this Month	290,118

**LOSS CARRYFORWARD INFORMATION (13% TAX):**

22	Internet Sports Wagering Loss Carryforward - End of Prior Month	
23	Internet Sports Wagering Loss Carryforward Applied to Current Month	
24	Internet Sports Wagering Loss - Current Month	-
25	Internet Sports Wagering Loss Carryforward - End of Current Month	-

<b>26</b>	<b>Total Sports Wagering Tax Payment (sum lines 9 and 21)</b>	<b>\$ 326,236</b>
-----------	---	-------------------


27	Retail Sports Wagering Promotional Gaming Credits Wagered for the Month	
28	Online Sports Wagering Promotional Gaming Credits Wagered for the Month (to DGE-101)	

FORM MAY NOT FOOT DUE TO ROUNDING

**WEB SITES REPORTING SPORTS WAGERING GROSS REVENUE:**

William Hill  
Rush Street

Under penalties of perjury, I declare that I have examined this report, and to the best of my knowledge and belief, it is true and complete.

  
\_\_\_\_\_  
Bill Knaf

4/10/2023  
DATE

\_\_\_\_\_  
VP of Business Operations (9963-11)  
TITLE (LICENSE NUMBER)