

PREMIER ENTERTAINMENT AC, LLC DBA BALLY'S AC

MONTHLY SPORTS WAGERING TAX RETURN

FOR THE MONTH OF AUGUST 2024

SPORTS WAGERING - RETAIL

Line (a)	Description (b)	Gross Revenue/Tax (c)
1	Year-to-Date Retail Sports Wagering Gross Revenue	\$ 161,579
2	Less: Last Month's Year-to-Date Retail Sports Wagering Gross Revenue	21,540
3	Monthly Retail Sports Wagering Gross Revenue	140,039
4	Monthly Adjustments	-
5	Monthly Retail Sports Wagering Promotional Gaming Credit Deduction	-
6	Monthly Taxable Retail Sports Wagering Gross Revenue	140,039
7	Monthly 8.5% Tax on Retail Sports Wagering Gross Revenue	11,903
8	Less: Retail Sports Wagering Loss Carryforward Applied (if applicable)	-
9	Total Retail Sports Wagering Tax Payment for this Month	11,903

LOSS CARRYFORWARD INFORMATION (8.5% TAX):

10	Retail Sports Wagering Loss Carryforward - End of Prior Month	-
11	Retail Sports Wagering Loss Carryforward Applied to Current Month	-
12	Retail Sports Wagering Loss - Current Month	-
13	Retail Sports Wagering Loss Carryforward - End of Current Month	-

SPORTS WAGERING - ONLINE

Line (a)	Description (b)	Gross Revenue/Tax (c)
14	Year-to-Date Online Sports Wagering Gross Revenue	\$ 10,101,811
15	Less: Last Month's Year-to-Date Online Sports Wagering Gross Revenue	6,654,147
16	Monthly Online Sports Wagering Gross Revenue	3,447,664
17	Monthly Adjustments	-
18	Monthly Taxable Online Sports Wagering Gross Revenue	3,447,664
19	Monthly 13% Tax on Online Sports Wagering Gross Revenue	448,196
20	Less: Online Sports Wagering Loss Applied from Prior Month (if applicable)	-
21	Total Online Sports Wagering Tax Payment for this Month	448,196

LOSS CARRYFORWARD INFORMATION (13% TAX):

22	Online Sports Wagering Loss Carryforward - End of Prior Month	-
23	Online Sports Wagering Loss Carryforward Applied to Current Month	-
24	Online Sports Wagering Loss - Current Month	-
25	Online Sports Wagering Loss Carryforward - End of Current Month	-

26	Total Sports Wagering Tax Payment (sum lines 9 and 21)	\$ 460,099
----	--------------------------------------------------------	------------

27	Monthly Retail Sports Wagering Promotional Gaming Credits Wagered	-
28	Monthly Online Sports Wagering Promotional Gaming Credits Wagered (DGE-101)	-

FORM MAY NOT FOOT DUE TO ROUNDING

Under penalties of perjury, I declare that I have examined this report, and to the best of my knowledge and belief, it is true and complete.

Kathleen L. Worth

Kathleen Worth

9/9/2024

Date

Operations Controller 6896-11
Title and License Number

PREMIER ENTERTAINMENT AC, LLC DBA BALLY'S AC
ONLINE SPORTS WAGERING SKIN DETAIL REPORT
FOR THE MONTH OF AUGUST 2024

ONLINE SPORTS WAGERING DETAIL BY SKIN

Line	Description	SPORTTRADE Gross Revenue	BETFANATICS Gross Revenue	Gross Revenue	Total Gross Revenue
14	Year-to-Date Online Sports Wagering Gross Revenue	\$ 242,413	\$ 9,859,398	\$ -	\$ 10,101,811
15	Less: Prior Month's Year-to-Date Online Sports Wagering Gross Revenue	191,202	6,462,945	-	6,654,147
16	Monthly Online Sports Wagering Gross Revenue	51,211	3,396,453	-	3,447,664

BORGATA HOTEL CASINO & SPA

MONTHLY SPORTS WAGERING TAX RETURN

FOR THE MONTH OF AUGUST 2024

SPORTS WAGERING - RETAIL

Line (a)	Description (b)	Gross Revenue/Tax (c)
1	Year-to-Date Retail Sports Wagering Gross Revenue	\$ 212,777
2	Less: Last Month's Year-to-Date Retail Sports Wagering Gross Revenue	(7,679)
3	Monthly Retail Sports Wagering Gross Revenue	220,456
4	Monthly Adjustments	-
5	Monthly Retail Sports Wagering Promotional Gaming Credit Deduction	-
6	Monthly Taxable Retail Sports Wagering Gross Revenue	220,456
7	Monthly 8.5% Tax on Retail Sports Wagering Gross Revenue	18,739
8	Less: Retail Sports Wagering Loss Carryforward Applied (if applicable)	(15,280)
9	Total Retail Sports Wagering Tax Payment for this Month	3,459

LOSS CARRYFORWARD INFORMATION (8.5% TAX):

10	Retail Sports Wagering Loss Carryforward - End of Prior Month	(15,280)
11	Retail Sports Wagering Loss Carryforward Applied to Current Month	15,280
12	Retail Sports Wagering Loss - Current Month	-
13	Retail Sports Wagering Loss Carryforward - End of Current Month	-

SPORTS WAGERING - ONLINE

Line (a)	Description (b)	Gross Revenue/Tax (c)
14	Year-to-Date Online Sports Wagering Gross Revenue	\$ 45,022,605
15	Less: Last Month's Year-to-Date Online Sports Wagering Gross Revenue	39,625,372
16	Monthly Online Sports Wagering Gross Revenue	5,397,233
17	Monthly Adjustments	-
18	Monthly Taxable Online Sports Wagering Gross Revenue	5,397,233
19	Monthly 13% Tax on Online Sports Wagering Gross Revenue	701,640
20	Less: Online Sports Wagering Loss Applied from Prior Month (if applicable)	-
21	Total Online Sports Wagering Tax Payment for this Month	701,640

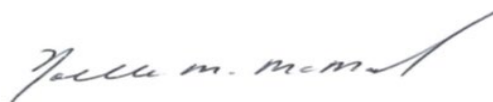
LOSS CARRYFORWARD INFORMATION (13% TAX):

22	Online Sports Wagering Loss Carryforward - End of Prior Month	-
23	Online Sports Wagering Loss Carryforward Applied to Current Month	-
24	Online Sports Wagering Loss - Current Month	-
25	Online Sports Wagering Loss Carryforward - End of Current Month	-

26	Total Sports Wagering Tax Payment (sum lines 9 and 21)	\$ 705,099
27	Monthly Retail Sports Wagering Promotional Gaming Credits Wagered	-
28	Monthly Online Sports Wagering Promotional Gaming Credits Wagered (DGE-101)	-

FORM MAY NOT FOOT DUE TO ROUNDING

Under penalties of perjury, I declare that I have examined this report, and to the best of my knowledge and belief, it is true and complete.



Noelle M. McManus

9/6/2024

Date

Casino Controller 9751-11
Title and License Number

BORGATA HOTEL CASINO & SPA
ONLINE SPORTS WAGERING SKIN DETAIL REPORT
FOR THE MONTH OF AUGUST 2024

ONLINE SPORTS WAGERING DETAIL BY SKIN

Line	Description	BETMGM Gross Revenue	BORGATA Gross Revenue	Gross Revenue	Total Gross Revenue
14	Year-to-Date Online Sports Wagering Gross Revenue	\$ 40,117,483	\$ 4,905,122	\$ -	\$ 45,022,605
15	Less: Prior Month's Year-to-Date Online Sports Wagering Gross Revenue	35,656,090	3,969,282	-	39,625,372
16	Monthly Online Sports Wagering Gross Revenue	4,461,393	935,840	-	5,397,233

CAESARS ATLANTIC CITY

MONTHLY SPORTS WAGERING TAX RETURN

FOR THE MONTH OF AUGUST 2024

SPORTS WAGERING - RETAIL

Line (a)	Description (b)	Gross Revenue/Tax (c)
1	Year-to-Date Retail Sports Wagering Gross Revenue	\$ (339,585)
2	Less: Last Month's Year-to-Date Retail Sports Wagering Gross Revenue	(416,778)
3	Monthly Retail Sports Wagering Gross Revenue	77,193
4	Monthly Adjustments	4
5	Monthly Retail Sports Wagering Promotional Gaming Credit Deduction	-
6	Monthly Taxable Retail Sports Wagering Gross Revenue	77,197
7	Monthly 8.5% Tax on Retail Sports Wagering Gross Revenue	6,562
8	Less: Retail Sports Wagering Loss Carryforward Applied (if applicable)	(6,562)
9	Total Retail Sports Wagering Tax Payment for this Month	-

LOSS CARRYFORWARD INFORMATION (8.5% TAX):

10	Retail Sports Wagering Loss Carryforward - End of Prior Month	(35,388)
11	Retail Sports Wagering Loss Carryforward Applied to Current Month	6,562
12	Retail Sports Wagering Loss - Current Month	-
13	Retail Sports Wagering Loss Carryforward - End of Current Month	(28,826)

SPORTS WAGERING - ONLINE

Line (a)	Description (b)	Gross Revenue/Tax (c)
14	Year-to-Date Online Sports Wagering Gross Revenue	\$ -
15	Less: Last Month's Year-to-Date Online Sports Wagering Gross Revenue	-
16	Monthly Online Sports Wagering Gross Revenue	-
17	Monthly Adjustments	-
18	Monthly Taxable Online Sports Wagering Gross Revenue	-
19	Monthly 13% Tax on Online Sports Wagering Gross Revenue	-
20	Less: Online Sports Wagering Loss Applied from Prior Month (if applicable)	-
21	Total Online Sports Wagering Tax Payment for this Month	-

LOSS CARRYFORWARD INFORMATION (13% TAX):

22	Online Sports Wagering Loss Carryforward - End of Prior Month	-
23	Online Sports Wagering Loss Carryforward Applied to Current Month	-
24	Online Sports Wagering Loss - Current Month	-
25	Online Sports Wagering Loss Carryforward - End of Current Month	-

26	Total Sports Wagering Tax Payment (sum lines 9 and 21)	\$ -
27	Monthly Retail Sports Wagering Promotional Gaming Credits Wagered	-
28	Monthly Online Sports Wagering Promotional Gaming Credits Wagered (DGE-101)	-

FORM MAY NOT FOOT DUE TO ROUNDING

Under penalties of perjury, I declare that I have examined this report, and to the best of my knowledge and belief, it is true and complete.



ANGELA BIANCHINI

9/7/2024

Date

OPERATIONS CONTROLLER (8454-11)

Title and License Number

GOLDEN NUGGET

MONTHLY SPORTS WAGERING TAX RETURN

FOR THE MONTH OF AUGUST 2024

SPORTS WAGERING - RETAIL

Line (a)	Description (b)	Gross Revenue/Tax (c)
1	Year-to-Date Retail Sports Wagering Gross Revenue	\$ 81,592
2	Less: Last Month's Year-to-Date Retail Sports Wagering Gross Revenue	51,741
3	Monthly Retail Sports Wagering Gross Revenue	29,851
4	Monthly Adjustments	-
5	Monthly Retail Sports Wagering Promotional Gaming Credit Deduction	-
6	Monthly Taxable Retail Sports Wagering Gross Revenue	29,851
7	Monthly 8.5% Tax on Retail Sports Wagering Gross Revenue	2,537
8	Less: Retail Sports Wagering Loss Carryforward Applied (if applicable)	-
9	Total Retail Sports Wagering Tax Payment for this Month	2,537

LOSS CARRYFORWARD INFORMATION (8.5% TAX):

10	Retail Sports Wagering Loss Carryforward - End of Prior Month	-
11	Retail Sports Wagering Loss Carryforward Applied to Current Month	-
12	Retail Sports Wagering Loss - Current Month	-
13	Retail Sports Wagering Loss Carryforward - End of Current Month	-

SPORTS WAGERING - ONLINE

Line (a)	Description (b)	Gross Revenue/Tax (c)
14	Year-to-Date Online Sports Wagering Gross Revenue	\$ 282,001
15	Less: Last Month's Year-to-Date Online Sports Wagering Gross Revenue	282,238
16	Monthly Online Sports Wagering Gross Revenue	(237)
17	Monthly Adjustments	-
18	Monthly Taxable Online Sports Wagering Gross Revenue	(237)
19	Monthly 13% Tax on Online Sports Wagering Gross Revenue	(31)
20	Less: Online Sports Wagering Loss Applied from Prior Month (if applicable)	-
21	Total Online Sports Wagering Tax Payment for this Month	-

LOSS CARRYFORWARD INFORMATION (13% TAX):

22	Online Sports Wagering Loss Carryforward - End of Prior Month	-
23	Online Sports Wagering Loss Carryforward Applied to Current Month	-
24	Online Sports Wagering Loss - Current Month	(31)
25	Online Sports Wagering Loss Carryforward - End of Current Month	(31)

26	Total Sports Wagering Tax Payment (sum lines 9 and 21)	\$ 2,537
----	--------------------------------------------------------	----------

27	Monthly Retail Sports Wagering Promotional Gaming Credits Wagered	-
28	Monthly Online Sports Wagering Promotional Gaming Credits Wagered (DGE-101)	-

FORM MAY NOT FOOT DUE TO ROUNDING

Under penalties of perjury, I declare that I have examined this report, and to the best of my knowledge and belief, it is true and complete.



John Caruso

9/9/2024

Date

Executive Director of Finance/Controller 8827.11

GOLDEN NUGGET
ONLINE SPORTS WAGERING SKIN DETAIL REPORT
FOR THE MONTH OF AUGUST 2024

ONLINE SPORTS WAGERING DETAIL BY SKIN

Line	Description	Golden Nugget Online Gaming Gross Revenue	BETWAY Gross Revenue	Gross Revenue	Total Gross Revenue
14	Year-to-Date Online Sports Wagering Gross Revenue	\$ (199,664)	\$ 481,665	\$ -	\$ 282,001
15	Less: Prior Month's Year-to-Date Online Sports Wagering Gross Revenue	(199,664)	481,902	-	282,238
16	Monthly Online Sports Wagering Gross Revenue	-	(237)	-	(237)

HARD ROCK HOTEL AND CASINO ATLANTIC CITY

MONTHLY SPORTS WAGERING TAX RETURN

FOR THE MONTH OF AUGUST 2024

SPORTS WAGERING - RETAIL

Line (a)	Description (b)	Gross Revenue/Tax (c)
1	Year-to-Date Retail Sports Wagering Gross Revenue	\$ 828,144
2	Less: Last Month's Year-to-Date Retail Sports Wagering Gross Revenue	372,706
3	Monthly Retail Sports Wagering Gross Revenue	455,438
4	Monthly Adjustments	-
5	Monthly Retail Sports Wagering Promotional Gaming Credit Deduction	-
6	Monthly Taxable Retail Sports Wagering Gross Revenue	455,438
7	Monthly 8.5% Tax on Retail Sports Wagering Gross Revenue	38,712
8	Less: Retail Sports Wagering Loss Carryforward Applied (if applicable)	(11,551)
9	Total Retail Sports Wagering Tax Payment for this Month	27,161

LOSS CARRYFORWARD INFORMATION (8.5% TAX):

10	Retail Sports Wagering Loss Carryforward - End of Prior Month	(11,551)
11	Retail Sports Wagering Loss Carryforward Applied to Current Month	11,551
12	Retail Sports Wagering Loss - Current Month	-
13	Retail Sports Wagering Loss Carryforward - End of Current Month	-

SPORTS WAGERING - ONLINE

Line (a)	Description (b)	Gross Revenue/Tax (c)
14	Year-to-Date Online Sports Wagering Gross Revenue	\$ 32,793,257
15	Less: Last Month's Year-to-Date Online Sports Wagering Gross Revenue	27,955,656
16	Monthly Online Sports Wagering Gross Revenue	4,837,601
17	Monthly Adjustments	-
18	Monthly Taxable Online Sports Wagering Gross Revenue	4,837,601
19	Monthly 13% Tax on Online Sports Wagering Gross Revenue	628,888
20	Less: Online Sports Wagering Loss Applied from Prior Month (if applicable)	-
21	Total Online Sports Wagering Tax Payment for this Month	628,888

LOSS CARRYFORWARD INFORMATION (13% TAX):

22	Online Sports Wagering Loss Carryforward - End of Prior Month	-
23	Online Sports Wagering Loss Carryforward Applied to Current Month	-
24	Online Sports Wagering Loss - Current Month	-
25	Online Sports Wagering Loss Carryforward - End of Current Month	-

26	Total Sports Wagering Tax Payment (sum lines 9 and 21)	\$ 656,049
----	--------------------------------------------------------	------------

27	Monthly Retail Sports Wagering Promotional Gaming Credits Wagered	-
28	Monthly Online Sports Wagering Promotional Gaming Credits Wagered (DGE-101)	-

FORM MAY NOT FOOT DUE TO ROUNDING

Under penalties of perjury, I declare that I have examined this report, and to the best of my knowledge and belief, it is true and complete.

Hetal Mistry

Hetal Mistry

9/9/2024

Date

Casino Controller 10465-11
Title and License Number

**HARD ROCK HOTEL AND CASINO ATLANTIC CITY
ONLINE SPORTS WAGERING SKIN DETAIL REPORT
FOR THE MONTH OF AUGUST 2024**

ONLINE SPORTS WAGERING DETAIL BY SKIN

Line	Description	HARD ROCK BET Gross Revenue	BET365 Gross Revenue	UNIBET Gross Revenue	Total Gross Revenue
14	Year-to-Date Online Sports Wagering Gross Revenue	\$ 6,006,692	\$ 26,500,736	\$ 285,829	\$ 32,793,257
15	Less: Prior Month's Year-to-Date Online Sports Wagering Gross Revenue	4,691,106	22,978,721	285,829	27,955,656
16	Monthly Online Sports Wagering Gross Revenue	1,315,586	3,522,015	-	4,837,601

HARRAH'S ATLANTIC CITY MONTHLY SPORTS WAGERING TAX RETURN FOR THE MONTH OF AUGUST 2024

SPORTS WAGERING - RETAIL

Line (a)	Description (b)	Gross Revenue/Tax (c)
1	Year-to-Date Retail Sports Wagering Gross Revenue	\$ 665,281
2	Less: Last Month's Year-to-Date Retail Sports Wagering Gross Revenue	553,653
3	Monthly Retail Sports Wagering Gross Revenue	111,628
4	Monthly Adjustments	40
5	Monthly Retail Sports Wagering Promotional Gaming Credit Deduction	-
6	Monthly Taxable Retail Sports Wagering Gross Revenue	111,668
7	Monthly 8.5% Tax on Retail Sports Wagering Gross Revenue	9,492
8	Less: Retail Sports Wagering Loss Carryforward Applied (if applicable)	-
9	Total Retail Sports Wagering Tax Payment for this Month	9,492

LOSS CARRYFORWARD INFORMATION (8.5% TAX):

10	Retail Sports Wagering Loss Carryforward - End of Prior Month	-
11	Retail Sports Wagering Loss Carryforward Applied to Current Month	-
12	Retail Sports Wagering Loss - Current Month	-
13	Retail Sports Wagering Loss Carryforward - End of Current Month	-

SPORTS WAGERING - ONLINE

Line (a)	Description (b)	Gross Revenue/Tax (c)
14	Year-to-Date Online Sports Wagering Gross Revenue	\$ -
15	Less: Last Month's Year-to-Date Online Sports Wagering Gross Revenue	-
16	Monthly Online Sports Wagering Gross Revenue	-
17	Monthly Adjustments	-
18	Monthly Taxable Online Sports Wagering Gross Revenue	-
19	Monthly 13% Tax on Online Sports Wagering Gross Revenue	-
20	Less: Online Sports Wagering Loss Applied from Prior Month (if applicable)	-
21	Total Online Sports Wagering Tax Payment for this Month	-

LOSS CARRYFORWARD INFORMATION (13% TAX):


22	Online Sports Wagering Loss Carryforward - End of Prior Month	-
23	Online Sports Wagering Loss Carryforward Applied to Current Month	-
24	Online Sports Wagering Loss - Current Month	-
25	Online Sports Wagering Loss Carryforward - End of Current Month	-

26	Total Sports Wagering Tax Payment (sum lines 9 and 21)	\$ 9,492
----	--------------------------------------------------------	----------

27	Monthly Retail Sports Wagering Promotional Gaming Credits Wagered	-
28	Monthly Online Sports Wagering Promotional Gaming Credits Wagered (DGE-101)	-

FORM MAY NOT FOOT DUE TO ROUNDING

Under penalties of perjury, I declare that I have examined this report, and to the best of my knowledge and belief, it is true and complete.


Taalib-deen Muhammad

9/9/2024
Date

Operations Controller (08168-11)
Title and License Number

HARRAH'S ATLANTIC CITY MONTHLY SPORTS WAGERING TAX RETURN FOR THE MONTH OF AUGUST 2024

SPORTS WAGERING - RETAIL

Line (a)	Description (b)	Gross Revenue/Tax (c)
1	Year-to-Date Retail Sports Wagering Gross Revenue	\$ -
2	Less: Last Month's Year-to-Date Retail Sports Wagering Gross Revenue	-
3	Monthly Retail Sports Wagering Gross Revenue	-
4	Monthly Adjustments	-
5	Monthly Retail Sports Wagering Promotional Gaming Credit Deduction	-
6	Monthly Taxable Retail Sports Wagering Gross Revenue	-
7	Monthly 8.5% Tax on Retail Sports Wagering Gross Revenue	-
8	Less: Retail Sports Wagering Loss Carryforward Applied (if applicable)	-
9	Total Retail Sports Wagering Tax Payment for this Month	-

LOSS CARRYFORWARD INFORMATION (8.5% TAX):

10	Retail Sports Wagering Loss Carryforward - End of Prior Month	-
11	Retail Sports Wagering Loss Carryforward Applied to Current Month	-
12	Retail Sports Wagering Loss - Current Month	-
13	Retail Sports Wagering Loss Carryforward - End of Current Month	-

SPORTS WAGERING - ONLINE

Line (a)	Description (b)	Gross Revenue/Tax (c)
14	Year-to-Date Online Sports Wagering Gross Revenue	\$ 755,914
15	Less: Last Month's Year-to-Date Online Sports Wagering Gross Revenue	546,687
16	Monthly Online Sports Wagering Gross Revenue	209,227
17	Monthly Adjustments	184
18	Monthly Taxable Online Sports Wagering Gross Revenue	209,411
19	Monthly 13% Tax on Online Sports Wagering Gross Revenue	27,223
20	Less: Online Sports Wagering Loss Applied from Prior Month (if applicable)	-
21	Total Online Sports Wagering Tax Payment for this Month	27,223

LOSS CARRYFORWARD INFORMATION (13% TAX):

22	Online Sports Wagering Loss Carryforward - End of Prior Month	-
23	Online Sports Wagering Loss Carryforward Applied to Current Month	-
24	Online Sports Wagering Loss - Current Month	-
25	Online Sports Wagering Loss Carryforward - End of Current Month	-

26	Total Sports Wagering Tax Payment (sum lines 9 and 21)	\$ 27,223
----	--------------------------------------------------------	-----------

27	Monthly Retail Sports Wagering Promotional Gaming Credits Wagered	-
28	Monthly Online Sports Wagering Promotional Gaming Credits Wagered (DGE-101)	-

FORM MAY NOT FOOT DUE TO ROUNDING

Under penalties of perjury, I declare that I have examined this report, and to the best of my knowledge and belief, it is true and complete.

Cheryl Francese

Cheryl Francese

9/9/2024

Date

Vice President of Finance Caesars Digital (#010834-11)

Title and License Number

HARRAH'S ATLANTIC CITY
ONLINE SPORTS WAGERING SKIN DETAIL REPORT
FOR THE MONTH OF AUGUST 2024

ONLINE SPORTS WAGERING DETAIL BY SKIN

Line	Description	Prophet Exchange Gross Revenue	BETPARX Gross Revenue	Gross Revenue	Total Gross Revenue
14	Year-to-Date Online Sports Wagering Gross Revenue	\$ 398,963	\$ 356,951	\$ -	\$ 755,914
15	Less: Prior Month's Year-to-Date Online Sports Wagering Gross Revenue	398,963	147,724	-	546,687
16	Monthly Online Sports Wagering Gross Revenue	-	209,227	-	209,227

OCEAN CASINO RESORT

MONTHLY SPORTS WAGERING TAX RETURN

FOR THE MONTH OF AUGUST 2024

SPORTS WAGERING - RETAIL

Line (a)	Description (b)	Gross Revenue/Tax (c)
1	Year-to-Date Retail Sports Wagering Gross Revenue	\$ (114,695)
2	Less: Last Month's Year-to-Date Retail Sports Wagering Gross Revenue	29,645
3	Monthly Retail Sports Wagering Gross Revenue	(144,340)
4	Monthly Adjustments	103
5	Monthly Retail Sports Wagering Promotional Gaming Credit Deduction	-
6	Monthly Taxable Retail Sports Wagering Gross Revenue	(144,237)
7	Monthly 8.5% Tax on Retail Sports Wagering Gross Revenue	(12,260)
8	Less: Retail Sports Wagering Loss Carryforward Applied (if applicable)	-
9	Total Retail Sports Wagering Tax Payment for this Month	-

LOSS CARRYFORWARD INFORMATION (8.5% TAX):

10	Retail Sports Wagering Loss Carryforward - End of Prior Month	(5,830)
11	Retail Sports Wagering Loss Carryforward Applied to Current Month	-
12	Retail Sports Wagering Loss - Current Month	(12,260)
13	Retail Sports Wagering Loss Carryforward - End of Current Month	(18,090)

SPORTS WAGERING - ONLINE

Line (a)	Description (b)	Gross Revenue/Tax (c)
14	Year-to-Date Online Sports Wagering Gross Revenue	\$ 2,219,491
15	Less: Last Month's Year-to-Date Online Sports Wagering Gross Revenue	1,992,083
16	Monthly Online Sports Wagering Gross Revenue	227,408
17	Monthly Adjustments	-
18	Monthly Taxable Online Sports Wagering Gross Revenue	227,408
19	Monthly 13% Tax on Online Sports Wagering Gross Revenue	29,563
20	Less: Online Sports Wagering Loss Applied from Prior Month (if applicable)	-
21	Total Online Sports Wagering Tax Payment for this Month	29,563

LOSS CARRYFORWARD INFORMATION (13% TAX):

22	Online Sports Wagering Loss Carryforward - End of Prior Month	-
23	Online Sports Wagering Loss Carryforward Applied to Current Month	-
24	Online Sports Wagering Loss - Current Month	-
25	Online Sports Wagering Loss Carryforward - End of Current Month	-

26	Total Sports Wagering Tax Payment (sum lines 9 and 21)	\$ 29,563
----	--------------------------------------------------------	-----------

27	Monthly Retail Sports Wagering Promotional Gaming Credits Wagered	-
28	Monthly Online Sports Wagering Promotional Gaming Credits Wagered (DGE-101)	-

FORM MAY NOT FOOT DUE TO ROUNDING

Under penalties of perjury, I declare that I have examined this report, and to the best of my knowledge and belief, it is true and complete.



Frank Pollock

9/9/2024

Date

Casino Accounting Controller 9869-11

Title and License Number

OCEAN CASINO RESORT
ONLINE SPORTS WAGERING SKIN DETAIL REPORT
FOR THE MONTH OF AUGUST 2024

ONLINE SPORTS WAGERING DETAIL BY SKIN

Line	Description	TIPICO Gross Revenue	PRIME Gross Revenue	Gross Revenue	Total Gross Revenue
14	Year-to-Date Online Sports Wagering Gross Revenue	\$ 1,599,204	\$ 620,287	\$ -	\$ 2,219,491
15	Less: Prior Month's Year-to-Date Online Sports Wagering Gross Revenue	1,599,204	392,879	-	1,992,083
16	Monthly Online Sports Wagering Gross Revenue	-	227,408	-	227,408

RESORTS CASINO HOTEL (DGMB CASINO, LLC)

MONTHLY SPORTS WAGERING TAX RETURN

FOR THE MONTH OF AUGUST 2024

SPORTS WAGERING - RETAIL

Line (a)	Description (b)	Gross Revenue/Tax (c)
1	Year-to-Date Retail Sports Wagering Gross Revenue	\$ (25,514)
2	Less: Last Month's Year-to-Date Retail Sports Wagering Gross Revenue	(138,721)
3	Monthly Retail Sports Wagering Gross Revenue	113,207
4	Monthly Adjustments	-
5	Monthly Retail Sports Wagering Promotional Gaming Credit Deduction	-
6	Monthly Taxable Retail Sports Wagering Gross Revenue	113,207
7	Monthly 8.5% Tax on Retail Sports Wagering Gross Revenue	9,623
8	Less: Retail Sports Wagering Loss Carryforward Applied (if applicable)	(9,623)
9	Total Retail Sports Wagering Tax Payment for this Month	-

LOSS CARRYFORWARD INFORMATION (8.5% TAX):

10	Retail Sports Wagering Loss Carryforward - End of Prior Month	(41,457)
11	Retail Sports Wagering Loss Carryforward Applied to Current Month	9,623
12	Retail Sports Wagering Loss - Current Month	-
13	Retail Sports Wagering Loss Carryforward - End of Current Month	(31,834)

SPORTS WAGERING - ONLINE

Line (a)	Description (b)	Gross Revenue/Tax (c)
14	Year-to-Date Online Sports Wagering Gross Revenue	\$ -
15	Less: Last Month's Year-to-Date Online Sports Wagering Gross Revenue	-
16	Monthly Online Sports Wagering Gross Revenue	-
17	Monthly Adjustments	-
18	Monthly Taxable Online Sports Wagering Gross Revenue	-
19	Monthly 13% Tax on Online Sports Wagering Gross Revenue	-
20	Less: Online Sports Wagering Loss Applied from Prior Month (if applicable)	-
21	Total Online Sports Wagering Tax Payment for this Month	-

LOSS CARRYFORWARD INFORMATION (13% TAX):

22	Online Sports Wagering Loss Carryforward - End of Prior Month	-
23	Online Sports Wagering Loss Carryforward Applied to Current Month	-
24	Online Sports Wagering Loss - Current Month	-
25	Online Sports Wagering Loss Carryforward - End of Current Month	-

26	Total Sports Wagering Tax Payment (sum lines 9 and 21)	\$ -
----	--------------------------------------------------------	------

27	Monthly Retail Sports Wagering Promotional Gaming Credits Wagered	-
28	Monthly Online Sports Wagering Promotional Gaming Credits Wagered (DGE-101)	-

FORM MAY NOT FOOT DUE TO ROUNDING

Under penalties of perjury, I declare that I have examined this report, and to the best of my knowledge and belief, it is true and complete.



Christopher Crane

9/9/2024

Date

DIR. OF OPERATIONAL ACCOUNTING (10651-11)

Title and License Number

RESORTS DIGITAL GAMING, LLC

MONTHLY SPORTS WAGERING TAX RETURN

FOR THE MONTH OF AUGUST 2024

SPORTS WAGERING - RETAIL

Line (a)	Description (b)	Gross Revenue/Tax (c)
1	Year-to-Date Retail Sports Wagering Gross Revenue	\$ -
2	Less: Last Month's Year-to-Date Retail Sports Wagering Gross Revenue	-
3	Monthly Retail Sports Wagering Gross Revenue	-
4	Monthly Adjustments	-
5	Monthly Retail Sports Wagering Promotional Gaming Credit Deduction	-
6	Monthly Taxable Retail Sports Wagering Gross Revenue	-
7	Monthly 8.5% Tax on Retail Sports Wagering Gross Revenue	-
8	Less: Retail Sports Wagering Loss Carryforward Applied (if applicable)	-
9	Total Retail Sports Wagering Tax Payment for this Month	-

LOSS CARRYFORWARD INFORMATION (8.5% TAX):

10	Retail Sports Wagering Loss Carryforward - End of Prior Month	-
11	Retail Sports Wagering Loss Carryforward Applied to Current Month	-
12	Retail Sports Wagering Loss - Current Month	-
13	Retail Sports Wagering Loss Carryforward - End of Current Month	-

SPORTS WAGERING - ONLINE

Line (a)	Description (b)	Gross Revenue/Tax (c)
14	Year-to-Date Online Sports Wagering Gross Revenue	\$ 181,615,367
15	Less: Last Month's Year-to-Date Online Sports Wagering Gross Revenue	163,396,128
16	Monthly Online Sports Wagering Gross Revenue	18,219,239
17	Monthly Adjustments	73,676
18	Monthly Taxable Online Sports Wagering Gross Revenue	18,292,915
19	Monthly 13% Tax on Online Sports Wagering Gross Revenue	2,378,079
20	Less: Online Sports Wagering Loss Applied from Prior Month (if applicable)	-
21	Total Online Sports Wagering Tax Payment for this Month	2,378,079

LOSS CARRYFORWARD INFORMATION (13% TAX):

22	Online Sports Wagering Loss Carryforward - End of Prior Month	-
23	Online Sports Wagering Loss Carryforward Applied to Current Month	-
24	Online Sports Wagering Loss - Current Month	-
25	Online Sports Wagering Loss Carryforward - End of Current Month	-

26	Total Sports Wagering Tax Payment (sum lines 9 and 21)	\$ 2,378,079
----	--------------------------------------------------------	--------------

27	Monthly Retail Sports Wagering Promotional Gaming Credits Wagered	-
28	Monthly Online Sports Wagering Promotional Gaming Credits Wagered (DGE-101)	-

FORM MAY NOT FOOT DUE TO ROUNDING

Under penalties of perjury, I declare that I have examined this report, and to the best of my knowledge and belief, it is true and complete.



Chris Renna

9/10/2024

Date

DIRECTOR OF INTERNET GAMING/IGM 010987-11

Title and License Number

RESORTS DIGITAL GAMING, LLC
ONLINE SPORTS WAGERING SKIN DETAIL REPORT
FOR THE MONTH OF AUGUST 2024

ONLINE SPORTS WAGERING DETAIL BY SKIN

Line	Description	DRAFTKINGS Gross Revenue	ESPN BET Gross Revenue	Gross Revenue	Total Gross Revenue
14	Year-to-Date Online Sports Wagering Gross Revenue	\$ 178,878,757	\$ 2,736,610	\$ -	\$ 181,615,367
15	Less: Prior Month's Year-to-Date Online Sports Wagering Gross Revenue	163,396,128	-	-	163,396,128
16	Monthly Online Sports Wagering Gross Revenue	15,482,629	2,736,610	-	18,219,239

TROPICANA CASINO & RESORT

MONTHLY SPORTS WAGERING TAX RETURN

FOR THE MONTH OF AUGUST 2024

SPORTS WAGERING - RETAIL

Line (a)	Description (b)	Gross Revenue/Tax (c)
1	Year-to-Date Retail Sports Wagering Gross Revenue	\$ 657,668
2	Less: Last Month's Year-to-Date Retail Sports Wagering Gross Revenue	503,977
3	Monthly Retail Sports Wagering Gross Revenue	153,691
4	Monthly Adjustments	5
5	Monthly Retail Sports Wagering Promotional Gaming Credit Deduction	-
6	Monthly Taxable Retail Sports Wagering Gross Revenue	153,696
7	Monthly 8.5% Tax on Retail Sports Wagering Gross Revenue	13,064
8	Less: Retail Sports Wagering Loss Carryforward Applied (if applicable)	-
9	Total Retail Sports Wagering Tax Payment for this Month	13,064

LOSS CARRYFORWARD INFORMATION (8.5% TAX):

10	Retail Sports Wagering Loss Carryforward - End of Prior Month	-
11	Retail Sports Wagering Loss Carryforward Applied to Current Month	-
12	Retail Sports Wagering Loss - Current Month	-
13	Retail Sports Wagering Loss Carryforward - End of Current Month	-

SPORTS WAGERING - ONLINE

Line (a)	Description (b)	Gross Revenue/Tax (c)
14	Year-to-Date Online Sports Wagering Gross Revenue	\$ -
15	Less: Last Month's Year-to-Date Online Sports Wagering Gross Revenue	-
16	Monthly Online Sports Wagering Gross Revenue	-
17	Monthly Adjustments	-
18	Monthly Taxable Online Sports Wagering Gross Revenue	-
19	Monthly 13% Tax on Online Sports Wagering Gross Revenue	-
20	Less: Online Sports Wagering Loss Applied from Prior Month (if applicable)	-
21	Total Online Sports Wagering Tax Payment for this Month	-

LOSS CARRYFORWARD INFORMATION (13% TAX):

22	Online Sports Wagering Loss Carryforward - End of Prior Month	-
23	Online Sports Wagering Loss Carryforward Applied to Current Month	-
24	Online Sports Wagering Loss - Current Month	-
25	Online Sports Wagering Loss Carryforward - End of Current Month	-

26	Total Sports Wagering Tax Payment (sum lines 9 and 21)	\$ 13,064
----	--------------------------------------------------------	-----------

27	Monthly Retail Sports Wagering Promotional Gaming Credits Wagered	-
28	Monthly Online Sports Wagering Promotional Gaming Credits Wagered (DGE-101)	-

FORM MAY NOT FOOT DUE TO ROUNDING

Under penalties of perjury, I declare that I have examined this report, and to the best of my knowledge and belief, it is true and complete.



9/9/2024

Date

Operations Controller 009569-11

Title and License Number

TROPICANA CASINO & RESORT

MONTHLY SPORTS WAGERING TAX RETURN

FOR THE MONTH OF AUGUST 2024

SPORTS WAGERING - RETAIL

Line (a)	Description (b)	Gross Revenue/Tax (c)
1	Year-to-Date Retail Sports Wagering Gross Revenue	\$ -
2	Less: Last Month's Year-to-Date Retail Sports Wagering Gross Revenue	-
3	Monthly Retail Sports Wagering Gross Revenue	-
4	Monthly Adjustments	-
5	Monthly Retail Sports Wagering Promotional Gaming Credit Deduction	-
6	Monthly Taxable Retail Sports Wagering Gross Revenue	-
7	Monthly 8.5% Tax on Retail Sports Wagering Gross Revenue	-
8	Less: Retail Sports Wagering Loss Carryforward Applied (if applicable)	-
9	Total Retail Sports Wagering Tax Payment for this Month	-

LOSS CARRYFORWARD INFORMATION (8.5% TAX):

10	Retail Sports Wagering Loss Carryforward - End of Prior Month	-
11	Retail Sports Wagering Loss Carryforward Applied to Current Month	-
12	Retail Sports Wagering Loss - Current Month	-
13	Retail Sports Wagering Loss Carryforward - End of Current Month	-

SPORTS WAGERING - ONLINE

Line (a)	Description (b)	Gross Revenue/Tax (c)
14	Year-to-Date Online Sports Wagering Gross Revenue	\$ 18,786,863
15	Less: Last Month's Year-to-Date Online Sports Wagering Gross Revenue	16,197,895
16	Monthly Online Sports Wagering Gross Revenue	2,588,968
17	Monthly Adjustments	-
18	Monthly Taxable Online Sports Wagering Gross Revenue	2,588,968
19	Monthly 13% Tax on Online Sports Wagering Gross Revenue	336,566
20	Less: Online Sports Wagering Loss Applied from Prior Month (if applicable)	-
21	Total Online Sports Wagering Tax Payment for this Month	336,566

LOSS CARRYFORWARD INFORMATION (13% TAX):

22	Online Sports Wagering Loss Carryforward - End of Prior Month	-
23	Online Sports Wagering Loss Carryforward Applied to Current Month	-
24	Online Sports Wagering Loss - Current Month	-
25	Online Sports Wagering Loss Carryforward - End of Current Month	-

26	Total Sports Wagering Tax Payment (sum lines 9 and 21)	\$ 336,566
----	--------------------------------------------------------	------------

27	Monthly Retail Sports Wagering Promotional Gaming Credits Wagered	-
28	Monthly Online Sports Wagering Promotional Gaming Credits Wagered (DGE-101)	-

FORM MAY NOT FOOT DUE TO ROUNDING

Under penalties of perjury, I declare that I have examined this report, and to the best of my knowledge and belief, it is true and complete.

Cheryl Francese

Cheryl Francese

9/9/2024

Date

Vice President of Finance Caesars Digital (#010834-11)

Title and License Number

TROPICANA CASINO & RESORT
ONLINE SPORTS WAGERING SKIN DETAIL REPORT
FOR THE MONTH OF AUGUST 2024

ONLINE SPORTS WAGERING DETAIL BY SKIN

Line	Description	Caesars Sportsbook Gross Revenue	Gross Revenue	Gross Revenue	Total Gross Revenue
14	Year-to-Date Online Sports Wagering Gross Revenue	\$ 18,786,863	\$ -	\$ -	\$ 18,786,863
15	Less: Prior Month's Year-to-Date Online Sports Wagering Gross Revenue	16,197,895	-	-	16,197,895
16	Monthly Online Sports Wagering Gross Revenue	2,588,968	-	-	2,588,968

NEW MEADOWLANDS RACETRACK LLC

MONTHLY SPORTS WAGERING TAX RETURN

FOR THE MONTH OF AUGUST 2024

SPORTS WAGERING - RETAIL

Line (a)	Description (b)	Gross Revenue/Tax (c)
1	Year-to-Date Retail Sports Wagering Gross Revenue	\$ 13,519,973
2	Less: Last Month's Year-to-Date Retail Sports Wagering Gross Revenue	\$ 12,699,142
3	Monthly Retail Sports Wagering Gross Revenue	820,831
4	Monthly Adjustments	8
5	Monthly Retail Sports Wagering Promotional Gaming Credit Deduction	-
6	Monthly Taxable Retail Sports Wagering Gross Revenue	820,839
7	Monthly 8.5% Tax on Retail Sports Wagering Gross Revenue	69,771
8	Less: Retail Sports Wagering Loss Carryforward Applied (if applicable)	-
9	Total Retail Sports Wagering Tax Payment for this Month	69,771

LOSS CARRYFORWARD INFORMATION (8.5% TAX):

10	Retail Sports Wagering Loss Carryforward - End of Prior Month	-
11	Retail Sports Wagering Loss Carryforward Applied to Current Month	-
12	Retail Sports Wagering Loss - Current Month	-
13	Retail Sports Wagering Loss Carryforward - End of Current Month	-

SPORTS WAGERING - ONLINE

Line (a)	Description (b)	Gross Revenue/Tax (c)
14	Year-to-Date Online Sports Wagering Gross Revenue	\$ 385,514,974
15	Less: Last Month's Year-to-Date Online Sports Wagering Gross Revenue	361,355,089
16	Monthly Online Sports Wagering Gross Revenue	24,159,885
17	Monthly Adjustments	-
18	Monthly Taxable Online Sports Wagering Gross Revenue	24,159,885
19	Monthly 13% Tax on Online Sports Wagering Gross Revenue	3,140,785
20	Less: Online Sports Wagering Loss Applied from Prior Month (if applicable)	-
21	Total Online Sports Wagering Tax Payment for this Month	3,140,785

LOSS CARRYFORWARD INFORMATION (13% TAX):


22	Online Sports Wagering Loss Carryforward - End of Prior Month	-
23	Online Sports Wagering Loss Carryforward Applied to Current Month	-
24	Online Sports Wagering Loss - Current Month	-
25	Online Sports Wagering Loss Carryforward - End of Current Month	-

26	Total Sports Wagering Tax Payment (sum lines 9 and 21)	\$ 3,210,556
----	--------------------------------------------------------	--------------

27	Monthly Retail Sports Wagering Promotional Gaming Credits Wagered	-
28	Monthly Online Sports Wagering Promotional Gaming Credits Wagered (DGE-101)	-

FORM MAY NOT FOOT DUE TO ROUNDING

Under penalties of perjury, I declare that I have examined this report, and to the best of my knowledge and belief, it is true and complete.



Alex Figueras

9/9/2024

Date

Chief Financial Officer (10031-11)

Title and License Number

NEW MEADOWLANDS RACETRACK LLC
ONLINE SPORTS WAGERING SKIN DETAIL REPORT
FOR THE MONTH OF AUGUST 2024

ONLINE SPORTS WAGERING DETAIL BY SKIN

Line	Description	FANDUEL Gross Revenue	POINTSBET Gross Revenue	SUPERBOOK Gross Revenue	Total Gross Revenue
14	Year-to-Date Online Sports Wagering Gross Revenue	\$ 296,704,018	\$ 88,345,472	\$ 465,484	\$ 385,514,974
15	Less: Prior Month's Year-to-Date Online Sports Wagering Gross Revenue	272,487,542	88,345,472	522,075	361,355,089
16	Monthly Online Sports Wagering Gross Revenue	24,216,476	-	(56,591)	24,159,885

DARBY DEVELOPMENT (MONMOUTH PARK)

MONTHLY SPORTS WAGERING TAX RETURN

FOR THE MONTH OF AUGUST 2024

SPORTS WAGERING - RETAIL

Line (a)	Description (b)	Gross Revenue/Tax (c)
1	Year-to-Date Retail Sports Wagering Gross Revenue	\$ 2,309,470
2	Less: Last Month's Year-to-Date Retail Sports Wagering Gross Revenue	1,853,686
3	Monthly Retail Sports Wagering Gross Revenue	455,784
4	Monthly Adjustments	33
5	Monthly Retail Sports Wagering Promotional Gaming Credit Deduction	-
6	Monthly Taxable Retail Sports Wagering Gross Revenue	455,817
7	Monthly 8.5% Tax on Retail Sports Wagering Gross Revenue	38,744
8	Less: Retail Sports Wagering Loss Carryforward Applied (if applicable)	-
9	Total Retail Sports Wagering Tax Payment for this Month	38,744

LOSS CARRYFORWARD INFORMATION (8.5% TAX):

10	Retail Sports Wagering Loss Carryforward - End of Prior Month	-
11	Retail Sports Wagering Loss Carryforward Applied to Current Month	-
12	Retail Sports Wagering Loss - Current Month	-
13	Retail Sports Wagering Loss Carryforward - End of Current Month	-

SPORTS WAGERING - ONLINE

Line (a)	Description (b)	Gross Revenue/Tax (c)
14	Year-to-Date Online Sports Wagering Gross Revenue	\$ 9,714,380
15	Less: Last Month's Year-to-Date Online Sports Wagering Gross Revenue	8,508,703
16	Monthly Online Sports Wagering Gross Revenue	1,205,677
17	Monthly Adjustments	3,300
18	Monthly Taxable Online Sports Wagering Gross Revenue	1,208,977
19	Monthly 13% Tax on Online Sports Wagering Gross Revenue	157,167
20	Less: Online Sports Wagering Loss Applied from Prior Month (if applicable)	-
21	Total Online Sports Wagering Tax Payment for this Month	157,167

LOSS CARRYFORWARD INFORMATION (13% TAX):

22	Online Sports Wagering Loss Carryforward - End of Prior Month	-
23	Online Sports Wagering Loss Carryforward Applied to Current Month	-
24	Online Sports Wagering Loss - Current Month	-
25	Online Sports Wagering Loss Carryforward - End of Current Month	-

26	Total Sports Wagering Tax Payment (sum lines 9 and 21)	\$ 195,911
----	--------------------------------------------------------	------------

27	Monthly Retail Sports Wagering Promotional Gaming Credits Wagered	-
28	Monthly Online Sports Wagering Promotional Gaming Credits Wagered (DGE-101)	-

FORM MAY NOT FOOT DUE TO ROUNDING

Under penalties of perjury, I declare that I have examined this report, and to the best of my knowledge and belief, it is true and complete.



Bill Knauf

9/9/2024

Date

VP of Business Operations (9963-11)

Title and License Number

DARBY DEVELOPMENT (MONMOUTH PARK)
ONLINE SPORTS WAGERING SKIN DETAIL REPORT
FOR THE MONTH OF AUGUST 2024

ONLINE SPORTS WAGERING DETAIL BY SKIN

Line	Description	Caesars Sportsbook Gross Revenue	BETRIVERS Gross Revenue	Gross Revenue	Total Gross Revenue
14	Year-to-Date Online Sports Wagering Gross Revenue	\$ 2,893,665	\$ 6,820,715	\$ -	\$ 9,714,380
15	Less: Prior Month's Year-to-Date Online Sports Wagering Gross Revenue	2,627,149	5,881,554	-	8,508,703
16	Monthly Online Sports Wagering Gross Revenue	266,516	939,161	-	1,205,677