

**PREMIER ENTERTAINMENT AC, LLC DBA BALLY'S AC  
MONTHLY SPORTS WAGERING TAX RETURN  
FOR THE MONTH OF DECEMBER 2024**

**SPORTS WAGERING - RETAIL**

Line (a)	Description (b)	Gross Revenue/Tax (c)
1	Year-to-Date Retail Sports Wagering Gross Revenue	\$ 238,603
2	Less: Last Month's Year-to-Date Retail Sports Wagering Gross Revenue	216,772
3	Monthly Retail Sports Wagering Gross Revenue	21,831
4	Monthly Adjustments	-
5	Monthly Retail Sports Wagering Promotional Gaming Credit Deduction	-
6	Monthly Taxable Retail Sports Wagering Gross Revenue	21,831
7	Monthly 8.5% Tax on Retail Sports Wagering Gross Revenue	1,856
8	Less: Retail Sports Wagering Loss Carryforward Applied (if applicable)	-
9	Total Retail Sports Wagering Tax Payment for this Month	1,856

**LOSS CARRYFORWARD INFORMATION (8.5% TAX):**

10	Retail Sports Wagering Loss Carryforward - End of Prior Month	-
11	Retail Sports Wagering Loss Carryforward Applied to Current Month	-
12	Retail Sports Wagering Loss - Current Month	-
13	Retail Sports Wagering Loss Carryforward - End of Current Month	-

**SPORTS WAGERING - ONLINE**

Line (a)	Description (b)	Gross Revenue/Tax (c)
14	Year-to-Date Online Sports Wagering Gross Revenue	\$ 22,665,167
15	Less: Last Month's Year-to-Date Online Sports Wagering Gross Revenue	18,027,971
16	Monthly Online Sports Wagering Gross Revenue	4,637,196
17	Monthly Adjustments	-
18	Monthly Taxable Online Sports Wagering Gross Revenue	4,637,196
19	Monthly 13% Tax on Online Sports Wagering Gross Revenue	602,835
20	Less: Online Sports Wagering Loss Applied from Prior Month (if applicable)	-
21	Total Online Sports Wagering Tax Payment for this Month	602,835

**LOSS CARRYFORWARD INFORMATION (13% TAX):**

22	Online Sports Wagering Loss Carryforward - End of Prior Month	-
23	Online Sports Wagering Loss Carryforward Applied to Current Month	-
24	Online Sports Wagering Loss - Current Month	-
25	Online Sports Wagering Loss Carryforward - End of Current Month	-

26	Total Sports Wagering Tax Payment (sum lines 9 and 21)	\$ 604,691
27	Monthly Retail Sports Wagering Promotional Gaming Credits Wagered	-
28	Monthly Online Sports Wagering Promotional Gaming Credits Wagered (DGE-101)	-

FORM MAY NOT FOOT DUE TO ROUNDING

Under penalties of perjury, I declare that I have examined this report, and to the best of my knowledge and belief, it is true and complete.

*Kathleen Worth*

Kathleen Worth

1/8/2025

Date

Operations Controller 6896-11

Title and License Number

**PREMIER ENTERTAINMENT AC, LLC DBA BALLY'S AC  
ONLINE SPORTS WAGERING SKIN DETAIL REPORT  
FOR THE MONTH OF DECEMBER 2024**

**ONLINE SPORTS WAGERING DETAIL BY SKIN**

Line	Description	SPORTTRADE Gross Revenue	BETFANATICS Gross Revenue	BALLY BET Gross Revenue	Total Gross Revenue
14	Year-to-Date Online Sports Wagering Gross Revenue	\$ (262,277)	\$ 22,683,842	\$ 243,602	\$ 22,665,167
15	Less: Prior Month's Year-to-Date Online Sports Wagering Gross Revenue	281,098	17,646,537	100,336	18,027,971
16	Monthly Online Sports Wagering Gross Revenue	(543,375)	5,037,305	143,266	4,637,196

**BORGATA HOTEL CASINO & SPA  
MONTHLY SPORTS WAGERING TAX RETURN  
FOR THE MONTH OF DECEMBER 2024**

**SPORTS WAGERING - RETAIL**

Line (a)	Description (b)	Gross Revenue/Tax (c)
1	Year-to-Date Retail Sports Wagering Gross Revenue	\$ 1,846,218
2	Less: Last Month's Year-to-Date Retail Sports Wagering Gross Revenue	2,010,035
3	Monthly Retail Sports Wagering Gross Revenue	(163,817)
4	Monthly Adjustments	-
5	Monthly Retail Sports Wagering Promotional Gaming Credit Deduction	-
6	Monthly Taxable Retail Sports Wagering Gross Revenue	(163,817)
7	Monthly 8.5% Tax on Retail Sports Wagering Gross Revenue	(13,924)
8	Less: Retail Sports Wagering Loss Carryforward Applied (if applicable)	-
9	Total Retail Sports Wagering Tax Payment for this Month	-

**LOSS CARRYFORWARD INFORMATION (8.5% TAX):**

10	Retail Sports Wagering Loss Carryforward - End of Prior Month	-
11	Retail Sports Wagering Loss Carryforward Applied to Current Month	-
12	Retail Sports Wagering Loss - Current Month	(13,924)
13	Retail Sports Wagering Loss Carryforward - End of Current Month	(13,924)

**SPORTS WAGERING - ONLINE**

Line (a)	Description (b)	Gross Revenue/Tax (c)
14	Year-to-Date Online Sports Wagering Gross Revenue	\$ 78,948,475
15	Less: Last Month's Year-to-Date Online Sports Wagering Gross Revenue	72,179,807
16	Monthly Online Sports Wagering Gross Revenue	6,768,668
17	Monthly Adjustments	-
18	Monthly Taxable Online Sports Wagering Gross Revenue	6,768,668
19	Monthly 13% Tax on Online Sports Wagering Gross Revenue	879,927
20	Less: Online Sports Wagering Loss Applied from Prior Month (if applicable)	-
21	Total Online Sports Wagering Tax Payment for this Month	879,927

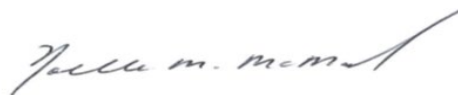
**LOSS CARRYFORWARD INFORMATION (13% TAX):**

22	Online Sports Wagering Loss Carryforward - End of Prior Month	-
23	Online Sports Wagering Loss Carryforward Applied to Current Month	-
24	Online Sports Wagering Loss - Current Month	-
25	Online Sports Wagering Loss Carryforward - End of Current Month	-

26	Total Sports Wagering Tax Payment (sum lines 9 and 21)	\$ 879,927
27	Monthly Retail Sports Wagering Promotional Gaming Credits Wagered	-
28	Monthly Online Sports Wagering Promotional Gaming Credits Wagered (DGE-101)	-

FORM MAY NOT FOOT DUE TO ROUNDING

Under penalties of perjury, I declare that I have examined this report, and to the best of my knowledge and belief, it is true and complete.



Noelle M. McManus

1/6/2025

Date

Casino Controller 9751-11  
Title and License Number

**BORGATA HOTEL CASINO & SPA  
ONLINE SPORTS WAGERING SKIN DETAIL REPORT  
FOR THE MONTH OF DECEMBER 2024**

**ONLINE SPORTS WAGERING DETAIL BY SKIN**

Line	Description	BETMGM Gross Revenue	BORGATA Gross Revenue	Gross Revenue	Total Gross Revenue
14	Year-to-Date Online Sports Wagering Gross Revenue	\$ 70,661,773	\$ 8,286,702	\$ -	\$ 78,948,475
15	Less: Prior Month's Year-to-Date Online Sports Wagering Gross Revenue	64,572,592	7,607,215	-	72,179,807
16	Monthly Online Sports Wagering Gross Revenue	6,089,181	679,487	-	6,768,668

**CAESARS ATLANTIC CITY  
MONTHLY SPORTS WAGERING TAX RETURN  
FOR THE MONTH OF DECEMBER 2024**

**SPORTS WAGERING - RETAIL**

Line (a)	Description (b)	Gross Revenue/Tax (c)
1	Year-to-Date Retail Sports Wagering Gross Revenue	\$ 167,450
2	Less: Last Month's Year-to-Date Retail Sports Wagering Gross Revenue	85,161
3	Monthly Retail Sports Wagering Gross Revenue	82,289
4	Monthly Adjustments	82
5	Monthly Retail Sports Wagering Promotional Gaming Credit Deduction	-
6	Monthly Taxable Retail Sports Wagering Gross Revenue	82,371
7	Monthly 8.5% Tax on Retail Sports Wagering Gross Revenue	7,002
8	Less: Retail Sports Wagering Loss Carryforward Applied (if applicable)	-
9	Total Retail Sports Wagering Tax Payment for this Month	7,002

**LOSS CARRYFORWARD INFORMATION (8.5% TAX):**

10	Retail Sports Wagering Loss Carryforward - End of Prior Month	-
11	Retail Sports Wagering Loss Carryforward Applied to Current Month	-
12	Retail Sports Wagering Loss - Current Month	-
13	Retail Sports Wagering Loss Carryforward - End of Current Month	-

**SPORTS WAGERING - ONLINE**

Line (a)	Description (b)	Gross Revenue/Tax (c)
14	Year-to-Date Online Sports Wagering Gross Revenue	\$ -
15	Less: Last Month's Year-to-Date Online Sports Wagering Gross Revenue	-
16	Monthly Online Sports Wagering Gross Revenue	-
17	Monthly Adjustments	-
18	Monthly Taxable Online Sports Wagering Gross Revenue	-
19	Monthly 13% Tax on Online Sports Wagering Gross Revenue	-
20	Less: Online Sports Wagering Loss Applied from Prior Month (if applicable)	-
21	Total Online Sports Wagering Tax Payment for this Month	-


**LOSS CARRYFORWARD INFORMATION (13% TAX):**

22	Online Sports Wagering Loss Carryforward - End of Prior Month	-
23	Online Sports Wagering Loss Carryforward Applied to Current Month	-
24	Online Sports Wagering Loss - Current Month	-
25	Online Sports Wagering Loss Carryforward - End of Current Month	-

26	Total Sports Wagering Tax Payment (sum lines 9 and 21)	\$ 7,002
27	Monthly Retail Sports Wagering Promotional Gaming Credits Wagered	-
28	Monthly Online Sports Wagering Promotional Gaming Credits Wagered (DGE-101)	-

FORM MAY NOT FOOT DUE TO ROUNDING

Under penalties of perjury, I declare that I have examined this report, and to the best of my knowledge and belief, it is true and complete.



ANGELA BIANCHINI

1/8/2025

Date

OPERATIONS CONTROLLER (8454-11)

Title and License Number

**GOLDEN NUGGET  
MONTHLY SPORTS WAGERING TAX RETURN  
FOR THE MONTH OF DECEMBER 2024**

**SPORTS WAGERING - RETAIL**

Line (a)	Description (b)	Gross Revenue/Tax (c)
1	Year-to-Date Retail Sports Wagering Gross Revenue	\$ 23,046
2	Less: Last Month's Year-to-Date Retail Sports Wagering Gross Revenue	26,415
3	Monthly Retail Sports Wagering Gross Revenue	(3,369)
4	Monthly Adjustments	-
5	Monthly Retail Sports Wagering Promotional Gaming Credit Deduction	-
6	Monthly Taxable Retail Sports Wagering Gross Revenue	(3,369)
7	Monthly 8.5% Tax on Retail Sports Wagering Gross Revenue	(286)
8	Less: Retail Sports Wagering Loss Carryforward Applied (if applicable)	-
9	Total Retail Sports Wagering Tax Payment for this Month	-

**LOSS CARRYFORWARD INFORMATION (8.5% TAX):**

10	Retail Sports Wagering Loss Carryforward - End of Prior Month	(4,690)
11	Retail Sports Wagering Loss Carryforward Applied to Current Month	-
12	Retail Sports Wagering Loss - Current Month	(286)
13	Retail Sports Wagering Loss Carryforward - End of Current Month	(4,976)

**SPORTS WAGERING - ONLINE**

Line (a)	Description (b)	Gross Revenue/Tax (c)
14	Year-to-Date Online Sports Wagering Gross Revenue	\$ 271,314
15	Less: Last Month's Year-to-Date Online Sports Wagering Gross Revenue	271,366
16	Monthly Online Sports Wagering Gross Revenue	(52)
17	Monthly Adjustments	-
18	Monthly Taxable Online Sports Wagering Gross Revenue	(52)
19	Monthly 13% Tax on Online Sports Wagering Gross Revenue	(7)
20	Less: Online Sports Wagering Loss Applied from Prior Month (if applicable)	-
21	Total Online Sports Wagering Tax Payment for this Month	-

**LOSS CARRYFORWARD INFORMATION (13% TAX):**

22	Online Sports Wagering Loss Carryforward - End of Prior Month	(1,414)
23	Online Sports Wagering Loss Carryforward Applied to Current Month	-
24	Online Sports Wagering Loss - Current Month	(7)
25	Online Sports Wagering Loss Carryforward - End of Current Month	(1,421)

26	Total Sports Wagering Tax Payment (sum lines 9 and 21)	\$ -
27	Monthly Retail Sports Wagering Promotional Gaming Credits Wagered	-
28	Monthly Online Sports Wagering Promotional Gaming Credits Wagered (DGE-101)	-

FORM MAY NOT FOOT DUE TO ROUNDING

Under penalties of perjury, I declare that I have examined this report, and to the best of my knowledge and belief, it is true and complete.



John Caruso

1/9/2025

Date

Executive Director of Finance/Controller 8827.11

**GOLDEN NUGGET  
ONLINE SPORTS WAGERING SKIN DETAIL REPORT  
FOR THE MONTH OF DECEMBER 2024**

**ONLINE SPORTS WAGERING DETAIL BY SKIN**

Line	Description	Golden Nugget Online Gaming Gross Revenue	BETWAY Gross Revenue	Gross Revenue	Total Gross Revenue
14	Year-to-Date Online Sports Wagering Gross Revenue	\$ (199,664)	\$ 470,978	\$ -	\$ 271,314
15	Less: Prior Month's Year-to-Date Online Sports Wagering Gross Revenue	(199,664)	471,030	-	271,366
16	Monthly Online Sports Wagering Gross Revenue	-	(52)	-	(52)

# HARD ROCK HOTEL AND CASINO ATLANTIC CITY MONTHLY SPORTS WAGERING TAX RETURN FOR THE MONTH OF DECEMBER 2024

## SPORTS WAGERING - RETAIL

Line (a)	Description (b)	Gross Revenue/Tax (c)
1	Year-to-Date Retail Sports Wagering Gross Revenue	\$ 1,299,212
2	Less: Last Month's Year-to-Date Retail Sports Wagering Gross Revenue	1,388,015
3	Monthly Retail Sports Wagering Gross Revenue	(88,803)
4	Monthly Adjustments	-
5	Monthly Retail Sports Wagering Promotional Gaming Credit Deduction	-
6	Monthly Taxable Retail Sports Wagering Gross Revenue	(88,803)
7	Monthly 8.5% Tax on Retail Sports Wagering Gross Revenue	(7,548)
8	Less: Retail Sports Wagering Loss Carryforward Applied (if applicable)	-
9	Total Retail Sports Wagering Tax Payment for this Month	-

## LOSS CARRYFORWARD INFORMATION (8.5% TAX):

10	Retail Sports Wagering Loss Carryforward - End of Prior Month	(10,333)
11	Retail Sports Wagering Loss Carryforward Applied to Current Month	-
12	Retail Sports Wagering Loss - Current Month	(7,548)
13	Retail Sports Wagering Loss Carryforward - End of Current Month	(17,881)

## SPORTS WAGERING - ONLINE

Line (a)	Description (b)	Gross Revenue/Tax (c)
14	Year-to-Date Online Sports Wagering Gross Revenue	\$ 52,332,234
15	Less: Last Month's Year-to-Date Online Sports Wagering Gross Revenue	49,867,313
16	Monthly Online Sports Wagering Gross Revenue	2,464,921
17	Monthly Adjustments	-
18	Monthly Taxable Online Sports Wagering Gross Revenue	2,464,921
19	Monthly 13% Tax on Online Sports Wagering Gross Revenue	320,440
20	Less: Online Sports Wagering Loss Applied from Prior Month (if applicable)	-
21	Total Online Sports Wagering Tax Payment for this Month	320,440

## LOSS CARRYFORWARD INFORMATION (13% TAX):

22	Online Sports Wagering Loss Carryforward - End of Prior Month	-
23	Online Sports Wagering Loss Carryforward Applied to Current Month	-
24	Online Sports Wagering Loss - Current Month	-
25	Online Sports Wagering Loss Carryforward - End of Current Month	-

26	Total Sports Wagering Tax Payment (sum lines 9 and 21)	\$ 320,440
27	Monthly Retail Sports Wagering Promotional Gaming Credits Wagered	-
28	Monthly Online Sports Wagering Promotional Gaming Credits Wagered (DGE-101)	-

FORM MAY NOT FOOT DUE TO ROUNDING

Under penalties of perjury, I declare that I have examined this report, and to the best of my knowledge and belief, it is true and complete.

*Hetal Mistry*

Hetal Mistry

1/7/2025

Date

Casino Controller 10465-11  
Title and License Number



**HARD ROCK HOTEL AND CASINO ATLANTIC CITY  
ONLINE SPORTS WAGERING SKIN DETAIL REPORT  
FOR THE MONTH OF DECEMBER 2024**

**ONLINE SPORTS WAGERING DETAIL BY SKIN**

Line	Description	HARD ROCK BET Gross Revenue	BET365 Gross Revenue	UNIBET Gross Revenue	Total Gross Revenue
14	Year-to-Date Online Sports Wagering Gross Revenue	\$ 8,246,680	\$ 43,799,725	\$ 285,829	\$ 52,332,234
15	Less: Prior Month's Year-to-Date Online Sports Wagering Gross Revenue	8,698,637	40,882,847	285,829	49,867,313
16	Monthly Online Sports Wagering Gross Revenue	(451,957)	2,916,878	-	2,464,921

# HARRAH'S ATLANTIC CITY MONTHLY SPORTS WAGERING TAX RETURN FOR THE MONTH OF DECEMBER 2024

## SPORTS WAGERING - RETAIL

Line (a)	Description (b)	Gross Revenue/Tax (c)
1	Year-to-Date Retail Sports Wagering Gross Revenue	\$ 1,135,793
2	Less: Last Month's Year-to-Date Retail Sports Wagering Gross Revenue	999,360
3	Monthly Retail Sports Wagering Gross Revenue	136,433
4	Monthly Adjustments	22
5	Monthly Retail Sports Wagering Promotional Gaming Credit Deduction	-
6	Monthly Taxable Retail Sports Wagering Gross Revenue	136,455
7	Monthly 8.5% Tax on Retail Sports Wagering Gross Revenue	11,599
8	Less: Retail Sports Wagering Loss Carryforward Applied (if applicable)	-
9	Total Retail Sports Wagering Tax Payment for this Month	11,599

## LOSS CARRYFORWARD INFORMATION (8.5% TAX):

10	Retail Sports Wagering Loss Carryforward - End of Prior Month	-
11	Retail Sports Wagering Loss Carryforward Applied to Current Month	-
12	Retail Sports Wagering Loss - Current Month	-
13	Retail Sports Wagering Loss Carryforward - End of Current Month	-

## SPORTS WAGERING - ONLINE

Line (a)	Description (b)	Gross Revenue/Tax (c)
14	Year-to-Date Online Sports Wagering Gross Revenue	\$ -
15	Less: Last Month's Year-to-Date Online Sports Wagering Gross Revenue	-
16	Monthly Online Sports Wagering Gross Revenue	-
17	Monthly Adjustments	-
18	Monthly Taxable Online Sports Wagering Gross Revenue	-
19	Monthly 13% Tax on Online Sports Wagering Gross Revenue	-
20	Less: Online Sports Wagering Loss Applied from Prior Month (if applicable)	-
21	Total Online Sports Wagering Tax Payment for this Month	-


## LOSS CARRYFORWARD INFORMATION (13% TAX):

22	Online Sports Wagering Loss Carryforward - End of Prior Month	-
23	Online Sports Wagering Loss Carryforward Applied to Current Month	-
24	Online Sports Wagering Loss - Current Month	-
25	Online Sports Wagering Loss Carryforward - End of Current Month	-

26	Total Sports Wagering Tax Payment (sum lines 9 and 21)	\$ 11,599
27	Monthly Retail Sports Wagering Promotional Gaming Credits Wagered	-
28	Monthly Online Sports Wagering Promotional Gaming Credits Wagered (DGE-101)	-

FORM MAY NOT FOOT DUE TO ROUNDING

Under penalties of perjury, I declare that I have examined this report, and to the best of my knowledge and belief, it is true and complete.

 Taalib-deen Muhammad	1/8/2025 Date
---	------------------

Operations Controller (08168-11)  
Title and License Number

**CAESARS INTERACTIVE ENTERTAINMENT NEW JERSEY  
(AFFILIATE OF HARRAH'S ATLANTIC CITY)  
MONTHLY SPORTS WAGERING TAX RETURN  
FOR THE MONTH OF DECEMBER 2024**

**SPORTS WAGERING - RETAIL**

Line (a)	Description (b)	Gross Revenue/Tax (c)
1	Year-to-Date Retail Sports Wagering Gross Revenue	\$ -
2	Less: Last Month's Year-to-Date Retail Sports Wagering Gross Revenue	-
3	Monthly Retail Sports Wagering Gross Revenue	-
4	Monthly Adjustments	-
5	Monthly Retail Sports Wagering Promotional Gaming Credit Deduction	-
6	Monthly Taxable Retail Sports Wagering Gross Revenue	-
7	Monthly 8.5% Tax on Retail Sports Wagering Gross Revenue	-
8	Less: Retail Sports Wagering Loss Carryforward Applied (if applicable)	-
9	Total Retail Sports Wagering Tax Payment for this Month	-

**LOSS CARRYFORWARD INFORMATION (8.5% TAX):**

10	Retail Sports Wagering Loss Carryforward - End of Prior Month	-
11	Retail Sports Wagering Loss Carryforward Applied to Current Month	-
12	Retail Sports Wagering Loss - Current Month	-
13	Retail Sports Wagering Loss Carryforward - End of Current Month	-

**SPORTS WAGERING - ONLINE**

Line (a)	Description (b)	Gross Revenue/Tax (c)
14	Year-to-Date Online Sports Wagering Gross Revenue	\$ 994,414
15	Less: Last Month's Year-to-Date Online Sports Wagering Gross Revenue	822,877
16	Monthly Online Sports Wagering Gross Revenue	171,537
17	Monthly Adjustments	197
18	Monthly Taxable Online Sports Wagering Gross Revenue	171,734
19	Monthly 13% Tax on Online Sports Wagering Gross Revenue	22,325
20	Less: Online Sports Wagering Loss Applied from Prior Month (if applicable)	(15,079)
21	Total Online Sports Wagering Tax Payment for this Month	7,246

**LOSS CARRYFORWARD INFORMATION (13% TAX):**

22	Online Sports Wagering Loss Carryforward - End of Prior Month	(15,079)
23	Online Sports Wagering Loss Carryforward Applied to Current Month	15,079
24	Online Sports Wagering Loss - Current Month	-
25	Online Sports Wagering Loss Carryforward - End of Current Month	-

26	Total Sports Wagering Tax Payment (sum lines 9 and 21)	\$ 7,246
----	--	----------

27	Monthly Retail Sports Wagering Promotional Gaming Credits Wagered	-
28	Monthly Online Sports Wagering Promotional Gaming Credits Wagered (DGE-101)	-

FORM MAY NOT FOOT DUE TO ROUNDING

Under penalties of perjury, I declare that I have examined this report, and to the best of my knowledge and belief, it is true and complete.

*Cheryl Francese*

Cheryl Francese

1/9/2025

Date

Vice President of Finance Caesars Digital (#010834-11)  
Title and License Number

**CAESARS INTERACTIVE ENTERTAINMENT NEW JERSEY  
(AFFILIATE OF HARRAH'S ATLANTIC CITY)  
ONLINE SPORTS WAGERING SKIN DETAIL REPORT  
FOR THE MONTH OF DECEMBER 2024**

**ONLINE SPORTS WAGERING DETAIL BY SKIN**

Line	Description	Prophet Exchange Gross Revenue	betParx Gross Revenue	Gross Revenue	Total Gross Revenue
14	Year-to-Date Online Sports Wagering Gross Revenue	\$ 398,963	\$ 595,451	\$ -	\$ 994,414
15	Less: Prior Month's Year-to-Date Online Sports Wagering Gross Revenue	398,963	423,914	-	822,877
16	Monthly Online Sports Wagering Gross Revenue	-	171,537	-	171,537

**OCEAN CASINO RESORT  
MONTHLY SPORTS WAGERING TAX RETURN  
FOR THE MONTH OF DECEMBER 2024**

**SPORTS WAGERING - RETAIL**

Line (a)	Description (b)	Gross Revenue/Tax (c)
1	Year-to-Date Retail Sports Wagering Gross Revenue	\$ 867,992
2	Less: Last Month's Year-to-Date Retail Sports Wagering Gross Revenue	862,763
3	Monthly Retail Sports Wagering Gross Revenue	5,229
4	Monthly Adjustments	21
5	Monthly Retail Sports Wagering Promotional Gaming Credit Deduction	-
6	Monthly Taxable Retail Sports Wagering Gross Revenue	5,250
7	Monthly 8.5% Tax on Retail Sports Wagering Gross Revenue	446
8	Less: Retail Sports Wagering Loss Carryforward Applied (if applicable)	-
9	Total Retail Sports Wagering Tax Payment for this Month	446

**LOSS CARRYFORWARD INFORMATION (8.5% TAX):**

10	Retail Sports Wagering Loss Carryforward - End of Prior Month	-
11	Retail Sports Wagering Loss Carryforward Applied to Current Month	-
12	Retail Sports Wagering Loss - Current Month	-
13	Retail Sports Wagering Loss Carryforward - End of Current Month	-

**SPORTS WAGERING - ONLINE**

Line (a)	Description (b)	Gross Revenue/Tax (c)
14	Year-to-Date Online Sports Wagering Gross Revenue	\$ 2,090,004
15	Less: Last Month's Year-to-Date Online Sports Wagering Gross Revenue	2,317,982
16	Monthly Online Sports Wagering Gross Revenue	(227,978)
17	Monthly Adjustments	-
18	Monthly Taxable Online Sports Wagering Gross Revenue	(227,978)
19	Monthly 13% Tax on Online Sports Wagering Gross Revenue	(29,637)
20	Less: Online Sports Wagering Loss Applied from Prior Month (if applicable)	-
21	Total Online Sports Wagering Tax Payment for this Month	-

**LOSS CARRYFORWARD INFORMATION (13% TAX):**

22	Online Sports Wagering Loss Carryforward - End of Prior Month	(22,535)
23	Online Sports Wagering Loss Carryforward Applied to Current Month	-
24	Online Sports Wagering Loss - Current Month	(29,637)
25	Online Sports Wagering Loss Carryforward - End of Current Month	(52,172)

26	Total Sports Wagering Tax Payment (sum lines 9 and 21)	\$ 446
27	Monthly Retail Sports Wagering Promotional Gaming Credits Wagered	-
28	Monthly Online Sports Wagering Promotional Gaming Credits Wagered (DGE-101)	-

FORM MAY NOT FOOT DUE TO ROUNDING

Under penalties of perjury, I declare that I have examined this report, and to the best of my knowledge and belief, it is true and complete.



Frank Pollock

1/9/2025

Date

Casino Accounting Controller 9869-11

Title and License Number

**OCEAN CASINO RESORT  
ONLINE SPORTS WAGERING SKIN DETAIL REPORT  
FOR THE MONTH OF DECEMBER 2024**

**ONLINE SPORTS WAGERING DETAIL BY SKIN**

Line	Description	TIPICO Gross Revenue	PRIME Gross Revenue	Gross Revenue	Total Gross Revenue
14	Year-to-Date Online Sports Wagering Gross Revenue	\$ 1,599,204	\$ 490,800	\$ -	\$ 2,090,004
15	Less: Prior Month's Year-to-Date Online Sports Wagering Gross Revenue	1,599,204	718,778	-	2,317,982
16	Monthly Online Sports Wagering Gross Revenue	-	(227,978)	-	(227,978)

**RESORTS CASINO HOTEL (DGMB CASINO, LLC.)  
MONTHLY SPORTS WAGERING TAX RETURN  
FOR THE MONTH OF DECEMBER 2024**

**SPORTS WAGERING - RETAIL**

Line (a)	Description (b)	Gross Revenue/Tax (c)
1	Year-to-Date Retail Sports Wagering Gross Revenue	\$ 6,930
2	Less: Last Month's Year-to-Date Retail Sports Wagering Gross Revenue	73,065
3	Monthly Retail Sports Wagering Gross Revenue	(66,135)
4	Monthly Adjustments	-
5	Monthly Retail Sports Wagering Promotional Gaming Credit Deduction	-
6	Monthly Taxable Retail Sports Wagering Gross Revenue	(66,135)
7	Monthly 8.5% Tax on Retail Sports Wagering Gross Revenue	(5,621)
8	Less: Retail Sports Wagering Loss Carryforward Applied (if applicable)	-
9	Total Retail Sports Wagering Tax Payment for this Month	-

**LOSS CARRYFORWARD INFORMATION (8.5% TAX):**

10	Retail Sports Wagering Loss Carryforward - End of Prior Month	(23,455)
11	Retail Sports Wagering Loss Carryforward Applied to Current Month	-
12	Retail Sports Wagering Loss - Current Month	(5,621)
13	Retail Sports Wagering Loss Carryforward - End of Current Month	(29,076)

**SPORTS WAGERING - ONLINE**

Line (a)	Description (b)	Gross Revenue/Tax (c)
14	Year-to-Date Online Sports Wagering Gross Revenue	\$ 297,786,079
15	Less: Last Month's Year-to-Date Online Sports Wagering Gross Revenue	282,405,312
16	Monthly Online Sports Wagering Gross Revenue	15,380,767
17	Monthly Adjustments	5,986
18	Monthly Taxable Online Sports Wagering Gross Revenue	15,386,753
19	Monthly 13% Tax on Online Sports Wagering Gross Revenue	2,000,278
20	Less: Online Sports Wagering Loss Applied from Prior Month (if applicable)	-
21	Total Online Sports Wagering Tax Payment for this Month	2,000,278

**LOSS CARRYFORWARD INFORMATION (13% TAX):**

22	Online Sports Wagering Loss Carryforward - End of Prior Month	-
23	Online Sports Wagering Loss Carryforward Applied to Current Month	-
24	Online Sports Wagering Loss - Current Month	-
25	Online Sports Wagering Loss Carryforward - End of Current Month	-

26	Total Sports Wagering Tax Payment (sum lines 9 and 21)	\$ 2,000,278
27	Monthly Retail Sports Wagering Promotional Gaming Credits Wagered	-
28	Monthly Online Sports Wagering Promotional Gaming Credits Wagered (DGE-101)	-

FORM MAY NOT FOOT DUE TO ROUNDING

Under penalties of perjury, I declare that I have examined this report, and to the best of my knowledge and belief, it is true and complete.

*Chris Renna*

Chris Renna

1/9/2025

Date

DIRECTOR OF INTERNET GAMING/IGM 010987-11

Title and License Number

**RESORTS CASINO HOTEL (DGMB CASINO, LLC.)  
ONLINE SPORTS WAGERING SKIN DETAIL REPORT  
FOR THE MONTH OF DECEMBER 2024**

**ONLINE SPORTS WAGERING DETAIL BY SKIN**

Line	Description	DraftKings Gross Revenue	ESPN Bet Gross Revenue	Gross Revenue	Total Gross Revenue
14	Year-to-Date Online Sports Wagering Gross Revenue	\$ 289,061,017	\$ 8,725,062	\$ -	\$ 297,786,079
15	Less: Prior Month's Year-to-Date Online Sports Wagering Gross Revenue	273,324,075	9,081,237	-	282,405,312
16	Monthly Online Sports Wagering Gross Revenue	15,736,942	(356,175)	-	15,380,767



# TROPICANA CASINO & RESORT MONTHLY SPORTS WAGERING TAX RETURN FOR THE MONTH OF DECEMBER 2024

## SPORTS WAGERING - RETAIL

Line (a)	Description (b)	Gross Revenue/Tax (c)
1	Year-to-Date Retail Sports Wagering Gross Revenue	\$ 916,790
2	Less: Last Month's Year-to-Date Retail Sports Wagering Gross Revenue	930,179
3	Monthly Retail Sports Wagering Gross Revenue	(13,389)
4	Monthly Adjustments	35
5	Monthly Retail Sports Wagering Promotional Gaming Credit Deduction	-
6	Monthly Taxable Retail Sports Wagering Gross Revenue	(13,354)
7	Monthly 8.5% Tax on Retail Sports Wagering Gross Revenue	(1,135)
8	Less: Retail Sports Wagering Loss Carryforward Applied (if applicable)	-
9	Total Retail Sports Wagering Tax Payment for this Month	-

## LOSS CARRYFORWARD INFORMATION (8.5% TAX):

10	Retail Sports Wagering Loss Carryforward - End of Prior Month	(4,149)
11	Retail Sports Wagering Loss Carryforward Applied to Current Month	-
12	Retail Sports Wagering Loss - Current Month	(1,135)
13	Retail Sports Wagering Loss Carryforward - End of Current Month	(5,284)

## SPORTS WAGERING - ONLINE

Line (a)	Description (b)	Gross Revenue/Tax (c)
14	Year-to-Date Online Sports Wagering Gross Revenue	\$ -
15	Less: Last Month's Year-to-Date Online Sports Wagering Gross Revenue	-
16	Monthly Online Sports Wagering Gross Revenue	-
17	Monthly Adjustments	-
18	Monthly Taxable Online Sports Wagering Gross Revenue	-
19	Monthly 13% Tax on Online Sports Wagering Gross Revenue	-
20	Less: Online Sports Wagering Loss Applied from Prior Month (if applicable)	-
21	Total Online Sports Wagering Tax Payment for this Month	-

## LOSS CARRYFORWARD INFORMATION (13% TAX):

22	Online Sports Wagering Loss Carryforward - End of Prior Month	-
23	Online Sports Wagering Loss Carryforward Applied to Current Month	-
24	Online Sports Wagering Loss - Current Month	-
25	Online Sports Wagering Loss Carryforward - End of Current Month	-

26	Total Sports Wagering Tax Payment (sum lines 9 and 21)	\$ -
27	Monthly Retail Sports Wagering Promotional Gaming Credits Wagered	-
28	Monthly Online Sports Wagering Promotional Gaming Credits Wagered (DGE-101)	-

FORM MAY NOT FOOT DUE TO ROUNDING

Under penalties of perjury, I declare that I have examined this report, and to the best of my knowledge and belief, it is true and complete.



1/9/2025

Date

Operations Controller 009569-11

Title and License Number

**CAESARS INTERACTIVE ENTERTAINMENT NEW JERSEY  
(AFFILIATE OF TROPICANA CASINO & RESORT)  
MONTHLY SPORTS WAGERING TAX RETURN  
FOR THE MONTH OF DECEMBER 2024**

**SPORTS WAGERING - RETAIL**

Line (a)	Description (b)	Gross Revenue/Tax (c)
1	Year-to-Date Retail Sports Wagering Gross Revenue	\$ -
2	Less: Last Month's Year-to-Date Retail Sports Wagering Gross Revenue	-
3	Monthly Retail Sports Wagering Gross Revenue	-
4	Monthly Adjustments	-
5	Monthly Retail Sports Wagering Promotional Gaming Credit Deduction	-
6	Monthly Taxable Retail Sports Wagering Gross Revenue	-
7	Monthly 8.5% Tax on Retail Sports Wagering Gross Revenue	-
8	Less: Retail Sports Wagering Loss Carryforward Applied (if applicable)	-
9	Total Retail Sports Wagering Tax Payment for this Month	-

**LOSS CARRYFORWARD INFORMATION (8.5% TAX):**

10	Retail Sports Wagering Loss Carryforward - End of Prior Month	-
11	Retail Sports Wagering Loss Carryforward Applied to Current Month	-
12	Retail Sports Wagering Loss - Current Month	-
13	Retail Sports Wagering Loss Carryforward - End of Current Month	-

**SPORTS WAGERING - ONLINE**

Line (a)	Description (b)	Gross Revenue/Tax (c)
14	Year-to-Date Online Sports Wagering Gross Revenue	\$ 31,391,981
15	Less: Last Month's Year-to-Date Online Sports Wagering Gross Revenue	30,124,192
16	Monthly Online Sports Wagering Gross Revenue	1,267,789
17	Monthly Adjustments	-
18	Monthly Taxable Online Sports Wagering Gross Revenue	1,267,789
19	Monthly 13% Tax on Online Sports Wagering Gross Revenue	164,813
20	Less: Online Sports Wagering Loss Applied from Prior Month (if applicable)	-
21	Total Online Sports Wagering Tax Payment for this Month	164,813

**LOSS CARRYFORWARD INFORMATION (13% TAX):**

22	Online Sports Wagering Loss Carryforward - End of Prior Month	-
23	Online Sports Wagering Loss Carryforward Applied to Current Month	-
24	Online Sports Wagering Loss - Current Month	-
25	Online Sports Wagering Loss Carryforward - End of Current Month	-

26	Total Sports Wagering Tax Payment (sum lines 9 and 21)	\$ 164,813
----	--	------------

27	Monthly Retail Sports Wagering Promotional Gaming Credits Wagered	-
28	Monthly Online Sports Wagering Promotional Gaming Credits Wagered (DGE-101)	-

FORM MAY NOT FOOT DUE TO ROUNDING

Under penalties of perjury, I declare that I have examined this report, and to the best of my knowledge and belief, it is true and complete.

*Cheryl Francese*

Cheryl Francese

1/9/2025

Date

Vice President of Finance Caesars Digital (#010834-11)  
Title and License Number

**CAESARS INTERACTIVE ENTERTAINMENT NEW JERSEY  
(AFFILIATE OF TROPICANA CASINO & RESORT)  
ONLINE SPORTS WAGERING SKIN DETAIL REPORT  
FOR THE MONTH OF DECEMBER 2024**

**ONLINE SPORTS WAGERING DETAIL BY SKIN**

Line	Description	Caesars Sportsbook Gross Revenue	Gross Revenue	Gross Revenue	Total Gross Revenue
14	Year-to-Date Online Sports Wagering Gross Revenue	\$ 31,391,981	\$ -	\$ -	\$ 31,391,981
15	Less: Prior Month's Year-to-Date Online Sports Wagering Gross Revenue	30,124,192	-	-	30,124,192
16	Monthly Online Sports Wagering Gross Revenue	1,267,789	-	-	1,267,789

# NEW MEADOWLANDS RACETRACK LLC MONTHLY SPORTS WAGERING TAX RETURN FOR THE MONTH OF DECEMBER 2024

## SPORTS WAGERING - RETAIL

Line (a)	Description (b)	Gross Revenue/Tax (c)
1	Year-to-Date Retail Sports Wagering Gross Revenue	\$ 21,465,159
2	Less: Last Month's Year-to-Date Retail Sports Wagering Gross Revenue	\$ 20,548,814
3	Monthly Retail Sports Wagering Gross Revenue	916,345
4	Monthly Adjustments	546
5	Monthly Retail Sports Wagering Promotional Gaming Credit Deduction	-
6	Monthly Taxable Retail Sports Wagering Gross Revenue	916,891
7	Monthly 8.5% Tax on Retail Sports Wagering Gross Revenue	77,936
8	Less: Retail Sports Wagering Loss Carryforward Applied (if applicable)	-
9	Total Retail Sports Wagering Tax Payment for this Month	77,936

## LOSS CARRYFORWARD INFORMATION (8.5% TAX):

10	Retail Sports Wagering Loss Carryforward - End of Prior Month	-
11	Retail Sports Wagering Loss Carryforward Applied to Current Month	-
12	Retail Sports Wagering Loss - Current Month	-
13	Retail Sports Wagering Loss Carryforward - End of Current Month	-

## SPORTS WAGERING - ONLINE

Line (a)	Description (b)	Gross Revenue/Tax (c)
14	Year-to-Date Online Sports Wagering Gross Revenue	\$ 547,981,723
15	Less: Last Month's Year-to-Date Online Sports Wagering Gross Revenue	518,305,604
16	Monthly Online Sports Wagering Gross Revenue	29,676,119
17	Monthly Adjustments	-
18	Monthly Taxable Online Sports Wagering Gross Revenue	29,676,119
19	Monthly 13% Tax on Online Sports Wagering Gross Revenue	3,857,895
20	Less: Online Sports Wagering Loss Applied from Prior Month (if applicable)	-
21	Total Online Sports Wagering Tax Payment for this Month	3,857,895

## LOSS CARRYFORWARD INFORMATION (13% TAX):

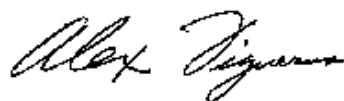
22	Online Sports Wagering Loss Carryforward - End of Prior Month	-
23	Online Sports Wagering Loss Carryforward Applied to Current Month	-
24	Online Sports Wagering Loss - Current Month	-
25	Online Sports Wagering Loss Carryforward - End of Current Month	-

26	Total Sports Wagering Tax Payment (sum lines 9 and 21)	\$ 3,935,831
----	--	--------------

27	Monthly Retail Sports Wagering Promotional Gaming Credits Wagered	-
28	Monthly Online Sports Wagering Promotional Gaming Credits Wagered (DGE-101)	-

FORM MAY NOT FOOT DUE TO ROUNDING

Under penalties of perjury, I declare that I have examined this report, and to the best of my knowledge and belief, it is true and complete.



\_\_\_\_\_  
Alex Figueras

1/10/2025

\_\_\_\_\_  
Date

\_\_\_\_\_  
Chief Financial Officer (10031-11)

\_\_\_\_\_  
Title and License Number

**NEW MEADOWLANDS RACETRACK LLC  
ONLINE SPORTS WAGERING SKIN DETAIL REPORT  
FOR THE MONTH OF DECEMBER 2024**

**ONLINE SPORTS WAGERING DETAIL BY SKIN**

Line	Description	Fanduel Gross Revenue	Pointsbet Gross Revenue	SuperBook Gross Revenue	Total Gross Revenue
14	Year-to-Date Online Sports Wagering Gross Revenue	\$ 459,359,998	\$ 88,345,472	\$ 276,253	\$ 547,981,723
15	Less: Prior Month's Year-to-Date Online Sports Wagering Gross Revenue	429,677,627	88,345,472	282,505	518,305,604
16	Monthly Online Sports Wagering Gross Revenue	29,682,371	-	(6,252)	29,676,119

**DARBY DEVELOPMENT (MONMOUTH PARK)  
MONTHLY SPORTS WAGERING TAX RETURN  
FOR THE MONTH OF DECEMBER 2024**

**SPORTS WAGERING - RETAIL**

Line (a)	Description (b)	Gross Revenue/Tax (c)
1	Year-to-Date Retail Sports Wagering Gross Revenue	\$ 4,756,420
2	Less: Last Month's Year-to-Date Retail Sports Wagering Gross Revenue	4,556,776
3	Monthly Retail Sports Wagering Gross Revenue	199,644
4	Monthly Adjustments	1,082
5	Monthly Retail Sports Wagering Promotional Gaming Credit Deduction	-
6	Monthly Taxable Retail Sports Wagering Gross Revenue	200,726
7	Monthly 8.5% Tax on Retail Sports Wagering Gross Revenue	17,062
8	Less: Retail Sports Wagering Loss Carryforward Applied (if applicable)	-
9	Total Retail Sports Wagering Tax Payment for this Month	17,062

**LOSS CARRYFORWARD INFORMATION (8.5% TAX):**

10	Retail Sports Wagering Loss Carryforward - End of Prior Month	-
11	Retail Sports Wagering Loss Carryforward Applied to Current Month	-
12	Retail Sports Wagering Loss - Current Month	-
13	Retail Sports Wagering Loss Carryforward - End of Current Month	-

**SPORTS WAGERING - ONLINE**

Line (a)	Description (b)	Gross Revenue/Tax (c)
14	Year-to-Date Online Sports Wagering Gross Revenue	\$ 16,398,488
15	Less: Last Month's Year-to-Date Online Sports Wagering Gross Revenue	14,725,972
16	Monthly Online Sports Wagering Gross Revenue	1,672,516
17	Monthly Adjustments	-
18	Monthly Taxable Online Sports Wagering Gross Revenue	1,672,516
19	Monthly 13% Tax on Online Sports Wagering Gross Revenue	217,427
20	Less: Online Sports Wagering Loss Applied from Prior Month (if applicable)	-
21	Total Online Sports Wagering Tax Payment for this Month	217,427

**LOSS CARRYFORWARD INFORMATION (13% TAX):**

22	Online Sports Wagering Loss Carryforward - End of Prior Month	-
23	Online Sports Wagering Loss Carryforward Applied to Current Month	-
24	Online Sports Wagering Loss - Current Month	-
25	Online Sports Wagering Loss Carryforward - End of Current Month	-

26	Total Sports Wagering Tax Payment (sum lines 9 and 21)	\$ 234,489
27	Monthly Retail Sports Wagering Promotional Gaming Credits Wagered	-
28	Monthly Online Sports Wagering Promotional Gaming Credits Wagered (DGE-101)	-

FORM MAY NOT FOOT DUE TO ROUNDING

Under penalties of perjury, I declare that I have examined this report, and to the best of my knowledge and belief, it is true and complete.



\_\_\_\_\_  
Jeff Wischerath

1/9/2025

\_\_\_\_\_  
Date

\_\_\_\_\_  
Controller (10793-11)  
Title and License Number

**DARBY DEVELOPMENT (MONMOUTH PARK)  
ONLINE SPORTS WAGERING SKIN DETAIL REPORT  
FOR THE MONTH OF DECEMBER 2024**

**ONLINE SPORTS WAGERING DETAIL BY SKIN**

Line	Description	Caesars Sportsbook Gross Revenue	BetRivers Gross Revenue	Gross Revenue	Total Gross Revenue
14	Year-to-Date Online Sports Wagering Gross Revenue	\$ 4,610,444	\$ 11,788,044	\$ -	\$ 16,398,488
15	Less: Prior Month's Year-to-Date Online Sports Wagering Gross Revenue	4,229,565	10,496,407	-	14,725,972
16	Monthly Online Sports Wagering Gross Revenue	380,879	1,291,637	-	1,672,516