

PREMIER ENTERTAINMENT AC, LLC DBA BALLY'S AC
MONTHLY SPORTS WAGERING TAX RETURN
FOR THE MONTH OF FEBRUARY 2024

SPORTS WAGERING - RETAIL

Line (a)	Description (b)	Gross Revenue/Tax (c)
1	Year-to-Date Retail Sports Wagering Gross Revenue	\$ (38,549)
2	Less: Last Month's Year-to-Date Retail Sports Wagering Gross Revenue	(87,762)
3	Monthly Retail Sports Wagering Gross Revenue	49,213
4	Monthly Adjustments	-
5	Monthly Retail Sports Wagering Promotional Gaming Credit Deduction	-
6	Monthly Taxable Retail Sports Wagering Gross Revenue	49,213
7	Monthly 8.5% Tax on Retail Sports Wagering Gross Revenue	4,183
8	Less: Retail Sports Wagering Loss Carryforward Applied (if applicable)	(4,183)
9	Total Retail Sports Wagering Tax Payment for this Month	-

LOSS CARRYFORWARD INFORMATION (8.5% TAX):

10	Retail Sports Wagering Loss Carryforward - End of Prior Month	(7,460)
11	Retail Sports Wagering Loss Carryforward Applied to Current Month	4,183
12	Retail Sports Wagering Loss - Current Month	-
13	Retail Sports Wagering Loss Carryforward - End of Current Month	(3,277)

SPORTS WAGERING - ONLINE

Line (a)	Description (b)	Gross Revenue/Tax (c)
14	Year-to-Date Online Sports Wagering Gross Revenue	\$ 167,976
15	Less: Last Month's Year-to-Date Online Sports Wagering Gross Revenue	581,871
16	Monthly Online Sports Wagering Gross Revenue	(413,895)
17	Monthly Adjustments	-
18	Monthly Taxable Online Sports Wagering Gross Revenue	(413,895)
19	Monthly 13% Tax on Online Sports Wagering Gross Revenue	(53,806)
20	Less: Online Sports Wagering Loss Applied from Prior Month (if applicable)	-
21	Total Online Sports Wagering Tax Payment for this Month	-

LOSS CARRYFORWARD INFORMATION (13% TAX):

22	Online Sports Wagering Loss Carryforward - End of Prior Month	-
23	Online Sports Wagering Loss Carryforward Applied to Current Month	-
24	Online Sports Wagering Loss - Current Month	(53,806)
25	Online Sports Wagering Loss Carryforward - End of Current Month	(53,806)

26	Total Sports Wagering Tax Payment (sum lines 9 and 21)	\$ -
27	Monthly Retail Sports Wagering Promotional Gaming Credits Wagered	-
28	Monthly Online Sports Wagering Promotional Gaming Credits Wagered (DGE-101)	-

FORM MAY NOT FOOT DUE TO ROUNDING

Under penalties of perjury, I declare that I have examined this report, and to the best of my knowledge and belief, it is true and complete.

Kathleen L. Worth

Kathleen Worth

4/2/2024

Date

Operations Controller 6896-11

Title and License Number

PREMIER ENTERTAINMENT AC, LLC DBA BALLY'S AC
ONLINE SPORTS WAGERING SKIN DETAIL REPORT
FOR THE MONTH OF FEBRUARY 2024

ONLINE SPORTS WAGERING DETAIL BY SKIN

Line	Description	Sporttrade Gross Revenue	Gross Revenue	Gross Revenue	Total Gross Revenue
14	Year-to-Date Online Sports Wagering Gross Revenue	\$ 167,976	\$ -	\$ -	\$ 167,976
15	Less: Prior Month's Year-to-Date Online Sports Wagering Gross Revenue	581,871	-	-	581,871
16	Monthly Online Sports Wagering Gross Revenue	(413,895)	-	-	(413,895)

BORGATA HOTEL CASINO & SPA

MONTHLY SPORTS WAGERING TAX RETURN

FOR THE MONTH OF FEBRUARY 2024

SPORTS WAGERING - RETAIL

Line (a)	Description (b)	Gross Revenue/Tax (c)
1	Year-to-Date Retail Sports Wagering Gross Revenue	\$ 28,076
2	Less: Last Month's Year-to-Date Retail Sports Wagering Gross Revenue	(17,957)
3	Monthly Retail Sports Wagering Gross Revenue	46,033
4	Monthly Adjustments	-
5	Monthly Retail Sports Wagering Promotional Gaming Credit Deduction	-
6	Monthly Taxable Retail Sports Wagering Gross Revenue	46,033
7	Monthly 8.5% Tax on Retail Sports Wagering Gross Revenue	3,913
8	Less: Retail Sports Wagering Loss Carryforward Applied (if applicable)	(1,526)
9	Total Retail Sports Wagering Tax Payment for this Month	2,387

LOSS CARRYFORWARD INFORMATION (8.5% TAX):

10	Retail Sports Wagering Loss Carryforward - End of Prior Month	(1,526)
11	Retail Sports Wagering Loss Carryforward Applied to Current Month	1,526
12	Retail Sports Wagering Loss - Current Month	-
13	Retail Sports Wagering Loss Carryforward - End of Current Month	-

SPORTS WAGERING - ONLINE

Line (a)	Description (b)	Gross Revenue/Tax (c)
14	Year-to-Date Online Sports Wagering Gross Revenue	\$ 12,470,721
15	Less: Last Month's Year-to-Date Online Sports Wagering Gross Revenue	8,038,655
16	Monthly Online Sports Wagering Gross Revenue	4,432,066
17	Monthly Adjustments	-
18	Monthly Taxable Online Sports Wagering Gross Revenue	4,432,066
19	Monthly 13% Tax on Online Sports Wagering Gross Revenue	576,169
20	Less: Online Sports Wagering Loss Applied from Prior Month (if applicable)	-
21	Total Online Sports Wagering Tax Payment for this Month	576,169

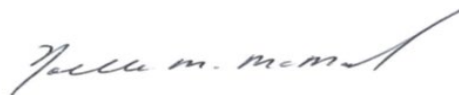
LOSS CARRYFORWARD INFORMATION (13% TAX):

22	Online Sports Wagering Loss Carryforward - End of Prior Month	-
23	Online Sports Wagering Loss Carryforward Applied to Current Month	-
24	Online Sports Wagering Loss - Current Month	-
25	Online Sports Wagering Loss Carryforward - End of Current Month	-

26	Total Sports Wagering Tax Payment (sum lines 9 and 21)	\$ 578,556
27	Monthly Retail Sports Wagering Promotional Gaming Credits Wagered	-
28	Monthly Online Sports Wagering Promotional Gaming Credits Wagered (DGE-101)	-

FORM MAY NOT FOOT DUE TO ROUNDING

Under penalties of perjury, I declare that I have examined this report, and to the best of my knowledge and belief, it is true and complete.



Noelle M. McManus

4/3/2024

Date

Casino Controller 9751-11
Title and License Number

BORGATA HOTEL CASINO & SPA
ONLINE SPORTS WAGERING SKIN DETAIL REPORT
FOR THE MONTH OF FEBRUARY 2024

ONLINE SPORTS WAGERING DETAIL BY SKIN

Line	Description	BETMGM Gross Revenue	BORGATA Gross Revenue	Gross Revenue	Total Gross Revenue
14	Year-to-Date Online Sports Wagering Gross Revenue	\$ 11,083,071	\$ 1,387,650	\$ -	\$ 12,470,721
15	Less: Prior Month's Year-to-Date Online Sports Wagering Gross Revenue	6,924,872	1,113,783	-	8,038,655
16	Monthly Online Sports Wagering Gross Revenue	4,158,199	273,867	-	4,432,066

CAESARS ATLANTIC CITY

MONTHLY SPORTS WAGERING TAX RETURN

FOR THE MONTH OF FEBRUARY 2024

SPORTS WAGERING - RETAIL

Line (a)	Description (b)	Gross Revenue/Tax (c)
1	Year-to-Date Retail Sports Wagering Gross Revenue	\$ (517,067)
2	Less: Last Month's Year-to-Date Retail Sports Wagering Gross Revenue	(388,868)
3	Monthly Retail Sports Wagering Gross Revenue	(128,199)
4	Monthly Adjustments	-
5	Monthly Retail Sports Wagering Promotional Gaming Credit Deduction	-
6	Monthly Taxable Retail Sports Wagering Gross Revenue	(128,199)
7	Monthly 8.5% Tax on Retail Sports Wagering Gross Revenue	(10,897)
8	Less: Retail Sports Wagering Loss Carryforward Applied (if applicable)	-
9	Total Retail Sports Wagering Tax Payment for this Month	-

LOSS CARRYFORWARD INFORMATION (8.5% TAX):

10	Retail Sports Wagering Loss Carryforward - End of Prior Month	(33,043)
11	Retail Sports Wagering Loss Carryforward Applied to Current Month	-
12	Retail Sports Wagering Loss - Current Month	(10,897)
13	Retail Sports Wagering Loss Carryforward - End of Current Month	(43,940)

SPORTS WAGERING - ONLINE

Line (a)	Description (b)	Gross Revenue/Tax (c)
14	Year-to-Date Online Sports Wagering Gross Revenue	\$ -
15	Less: Last Month's Year-to-Date Online Sports Wagering Gross Revenue	-
16	Monthly Online Sports Wagering Gross Revenue	-
17	Monthly Adjustments	-
18	Monthly Taxable Online Sports Wagering Gross Revenue	-
19	Monthly 13% Tax on Online Sports Wagering Gross Revenue	-
20	Less: Online Sports Wagering Loss Applied from Prior Month (if applicable)	-
21	Total Online Sports Wagering Tax Payment for this Month	-


LOSS CARRYFORWARD INFORMATION (13% TAX):

22	Online Sports Wagering Loss Carryforward - End of Prior Month	-
23	Online Sports Wagering Loss Carryforward Applied to Current Month	-
24	Online Sports Wagering Loss - Current Month	-
25	Online Sports Wagering Loss Carryforward - End of Current Month	-

26	Total Sports Wagering Tax Payment (sum lines 9 and 21)	\$ -
27	Monthly Retail Sports Wagering Promotional Gaming Credits Wagered	-
28	Monthly Online Sports Wagering Promotional Gaming Credits Wagered (DGE-101)	-

FORM MAY NOT FOOT DUE TO ROUNDING

Under penalties of perjury, I declare that I have examined this report, and to the best of my knowledge and belief, it is true and complete.



ANGELA BIANCHINI

4/9/2024

Date

OPERATIONS CONTROLLER (8454-11)

Title and License Number

GOLDEN NUGGET

MONTHLY SPORTS WAGERING TAX RETURN

FOR THE MONTH OF FEBRUARY 2024

SPORTS WAGERING - RETAIL

Line (a)	Description (b)	Gross Revenue/Tax (c)
1	Year-to-Date Retail Sports Wagering Gross Revenue	\$ 16,863
2	Less: Last Month's Year-to-Date Retail Sports Wagering Gross Revenue	6,384
3	Monthly Retail Sports Wagering Gross Revenue	10,479
4	Monthly Adjustments	-
5	Monthly Retail Sports Wagering Promotional Gaming Credit Deduction	-
6	Monthly Taxable Retail Sports Wagering Gross Revenue	10,479
7	Monthly 8.5% Tax on Retail Sports Wagering Gross Revenue	891
8	Less: Retail Sports Wagering Loss Carryforward Applied (if applicable)	-
9	Total Retail Sports Wagering Tax Payment for this Month	891

LOSS CARRYFORWARD INFORMATION (8.5% TAX):

10	Retail Sports Wagering Loss Carryforward - End of Prior Month	-
11	Retail Sports Wagering Loss Carryforward Applied to Current Month	-
12	Retail Sports Wagering Loss - Current Month	-
13	Retail Sports Wagering Loss Carryforward - End of Current Month	-

SPORTS WAGERING - ONLINE

Line (a)	Description (b)	Gross Revenue/Tax (c)
14	Year-to-Date Online Sports Wagering Gross Revenue	\$ (91,211)
15	Less: Last Month's Year-to-Date Online Sports Wagering Gross Revenue	67,472
16	Monthly Online Sports Wagering Gross Revenue	(158,683)
17	Monthly Adjustments	-
18	Monthly Taxable Online Sports Wagering Gross Revenue	(158,683)
19	Monthly 13% Tax on Online Sports Wagering Gross Revenue	(20,629)
20	Less: Online Sports Wagering Loss Applied from Prior Month (if applicable)	-
21	Total Online Sports Wagering Tax Payment for this Month	-

LOSS CARRYFORWARD INFORMATION (13% TAX):

22	Online Sports Wagering Loss Carryforward - End of Prior Month	(2,251)
23	Online Sports Wagering Loss Carryforward Applied to Current Month	-
24	Online Sports Wagering Loss - Current Month	(20,629)
25	Online Sports Wagering Loss Carryforward - End of Current Month	(22,880)

26	Total Sports Wagering Tax Payment (sum lines 9 and 21)	\$ 891
----	--------------------------------------------------------	--------

27	Monthly Retail Sports Wagering Promotional Gaming Credits Wagered	-
28	Monthly Online Sports Wagering Promotional Gaming Credits Wagered (DGE-101)	-

FORM MAY NOT FOOT DUE TO ROUNDING

Under penalties of perjury, I declare that I have examined this report, and to the best of my knowledge and belief, it is true and complete.



John Caruso

3/8/2024

Date

Executive Director of Finance/Controller 8827.11

GOLDEN NUGGET
ONLINE SPORTS WAGERING SKIN DETAIL REPORT
FOR THE MONTH OF FEBRUARY 2024

ONLINE SPORTS WAGERING DETAIL BY SKIN

Line	Description	Golden Nugget Online Gaming Gross Revenue	BETWAY Gross Revenue	Gross Revenue	Total Gross Revenue
14	Year-to-Date Online Sports Wagering Gross Revenue	\$ (198,834)	\$ 107,623	\$ -	\$ (91,211)
15	Less: Prior Month's Year-to-Date Online Sports Wagering Gross Revenue	29,574	37,898	-	67,472
16	Monthly Online Sports Wagering Gross Revenue	(228,408)	69,725	-	(158,683)

HARD ROCK HOTEL AND CASINO ATLANTIC CITY

MONTHLY SPORTS WAGERING TAX RETURN

FOR THE MONTH OF FEBRUARY 2024

SPORTS WAGERING - RETAIL

Line (a)	Description (b)	Gross Revenue/Tax (c)
1	Year-to-Date Retail Sports Wagering Gross Revenue	\$ 116,421
2	Less: Last Month's Year-to-Date Retail Sports Wagering Gross Revenue	(48,861)
3	Monthly Retail Sports Wagering Gross Revenue	165,282
4	Monthly Adjustments	-
5	Monthly Retail Sports Wagering Promotional Gaming Credit Deduction	-
6	Monthly Taxable Retail Sports Wagering Gross Revenue	165,282
7	Monthly 8.5% Tax on Retail Sports Wagering Gross Revenue	14,049
8	Less: Retail Sports Wagering Loss Carryforward Applied (if applicable)	(4,153)
9	Total Retail Sports Wagering Tax Payment for this Month	9,896

LOSS CARRYFORWARD INFORMATION (8.5% TAX):

10	Retail Sports Wagering Loss Carryforward - End of Prior Month	(4,153)
11	Retail Sports Wagering Loss Carryforward Applied to Current Month	4,153
12	Retail Sports Wagering Loss - Current Month	-
13	Retail Sports Wagering Loss Carryforward - End of Current Month	-

SPORTS WAGERING - ONLINE

Line (a)	Description (b)	Gross Revenue/Tax (c)
14	Year-to-Date Online Sports Wagering Gross Revenue	\$ 8,394,925
15	Less: Last Month's Year-to-Date Online Sports Wagering Gross Revenue	4,845,875
16	Monthly Online Sports Wagering Gross Revenue	3,549,050
17	Monthly Adjustments	-
18	Monthly Taxable Online Sports Wagering Gross Revenue	3,549,050
19	Monthly 13% Tax on Online Sports Wagering Gross Revenue	461,377
20	Less: Online Sports Wagering Loss Applied from Prior Month (if applicable)	-
21	Total Online Sports Wagering Tax Payment for this Month	461,377

LOSS CARRYFORWARD INFORMATION (13% TAX):

22	Online Sports Wagering Loss Carryforward - End of Prior Month	-
23	Online Sports Wagering Loss Carryforward Applied to Current Month	-
24	Online Sports Wagering Loss - Current Month	-
25	Online Sports Wagering Loss Carryforward - End of Current Month	-

26	Total Sports Wagering Tax Payment (sum lines 9 and 21)	\$ 471,273
27	Monthly Retail Sports Wagering Promotional Gaming Credits Wagered	-
28	Monthly Online Sports Wagering Promotional Gaming Credits Wagered (DGE-101)	-

FORM MAY NOT FOOT DUE TO ROUNDING

Under penalties of perjury, I declare that I have examined this report, and to the best of my knowledge and belief, it is true and complete.

Hetal Mistry

Hetal Mistry

3/25/2024

Date

Casino Controller 10465-11

Title and License Number

**HARD ROCK HOTEL AND CASINO ATLANTIC CITY
ONLINE SPORTS WAGERING SKIN DETAIL REPORT
FOR THE MONTH OF FEBRUARY 2024**

ONLINE SPORTS WAGERING DETAIL BY SKIN

Line	Description	HARD ROCK BET Gross Revenue	BET365 Gross Revenue	UNIBET Gross Revenue	Total Gross Revenue
14	Year-to-Date Online Sports Wagering Gross Revenue	\$ 1,469,524	\$ 6,738,701	\$ 186,700	\$ 8,394,925
15	Less: Prior Month's Year-to-Date Online Sports Wagering Gross Revenue	994,450	3,753,622	97,803	4,845,875
16	Monthly Online Sports Wagering Gross Revenue	475,074	2,985,079	88,897	3,549,050

HARRAH'S ATLANTIC CITY MONTHLY SPORTS WAGERING TAX RETURN FOR THE MONTH OF FEBRUARY 2024

SPORTS WAGERING - RETAIL

Line (a)	Description (b)	Gross Revenue/Tax (c)
1	Year-to-Date Retail Sports Wagering Gross Revenue	\$ 103,026
2	Less: Last Month's Year-to-Date Retail Sports Wagering Gross Revenue	46,623
3	Monthly Retail Sports Wagering Gross Revenue	56,403
4	Monthly Adjustments	10
5	Monthly Retail Sports Wagering Promotional Gaming Credit Deduction	-
6	Monthly Taxable Retail Sports Wagering Gross Revenue	56,413
7	Monthly 8.5% Tax on Retail Sports Wagering Gross Revenue	4,795
8	Less: Retail Sports Wagering Loss Carryforward Applied (if applicable)	(4,795)
9	Total Retail Sports Wagering Tax Payment for this Month	-

LOSS CARRYFORWARD INFORMATION (8.5% TAX):

10	Retail Sports Wagering Loss Carryforward - End of Prior Month	(6,368)
11	Retail Sports Wagering Loss Carryforward Applied to Current Month	4,795
12	Retail Sports Wagering Loss - Current Month	-
13	Retail Sports Wagering Loss Carryforward - End of Current Month	(1,573)

SPORTS WAGERING - ONLINE

Line (a)	Description (b)	Gross Revenue/Tax (c)
14	Year-to-Date Online Sports Wagering Gross Revenue	\$ -
15	Less: Last Month's Year-to-Date Online Sports Wagering Gross Revenue	-
16	Monthly Online Sports Wagering Gross Revenue	-
17	Monthly Adjustments	-
18	Monthly Taxable Online Sports Wagering Gross Revenue	-
19	Monthly 13% Tax on Online Sports Wagering Gross Revenue	-
20	Less: Online Sports Wagering Loss Applied from Prior Month (if applicable)	-
21	Total Online Sports Wagering Tax Payment for this Month	-

LOSS CARRYFORWARD INFORMATION (13% TAX):

22	Online Sports Wagering Loss Carryforward - End of Prior Month	-
23	Online Sports Wagering Loss Carryforward Applied to Current Month	-
24	Online Sports Wagering Loss - Current Month	-
25	Online Sports Wagering Loss Carryforward - End of Current Month	-

26	Total Sports Wagering Tax Payment (sum lines 9 and 21)	\$ -
27	Monthly Retail Sports Wagering Promotional Gaming Credits Wagered	-
28	Monthly Online Sports Wagering Promotional Gaming Credits Wagered (DGE-101)	-

FORM MAY NOT FOOT DUE TO ROUNDING

Under penalties of perjury, I declare that I have examined this report, and to the best of my knowledge and belief, it is true and complete.


Taalib-deen Muhammad

4/3/2024
Date

Operations Controller (08168-11)
Title and License Number

HARRAH'S ATLANTIC CITY MONTHLY SPORTS WAGERING TAX RETURN FOR THE MONTH OF FEBRUARY 2024

SPORTS WAGERING - RETAIL

Line (a)	Description (b)	Gross Revenue/Tax (c)
1	Year-to-Date Retail Sports Wagering Gross Revenue	\$ -
2	Less: Last Month's Year-to-Date Retail Sports Wagering Gross Revenue	-
3	Monthly Retail Sports Wagering Gross Revenue	-
4	Monthly Adjustments	-
5	Monthly Retail Sports Wagering Promotional Gaming Credit Deduction	-
6	Monthly Taxable Retail Sports Wagering Gross Revenue	-
7	Monthly 8.5% Tax on Retail Sports Wagering Gross Revenue	-
8	Less: Retail Sports Wagering Loss Carryforward Applied (if applicable)	-
9	Total Retail Sports Wagering Tax Payment for this Month	-

LOSS CARRYFORWARD INFORMATION (8.5% TAX):

10	Retail Sports Wagering Loss Carryforward - End of Prior Month	-
11	Retail Sports Wagering Loss Carryforward Applied to Current Month	-
12	Retail Sports Wagering Loss - Current Month	-
13	Retail Sports Wagering Loss Carryforward - End of Current Month	-

SPORTS WAGERING - ONLINE

Line (a)	Description (b)	Gross Revenue/Tax (c)
14	Year-to-Date Online Sports Wagering Gross Revenue	\$ (34,929)
15	Less: Last Month's Year-to-Date Online Sports Wagering Gross Revenue	371,755
16	Monthly Online Sports Wagering Gross Revenue	(406,684)
17	Monthly Adjustments	-
18	Monthly Taxable Online Sports Wagering Gross Revenue	(406,684)
19	Monthly 13% Tax on Online Sports Wagering Gross Revenue	(52,869)
20	Less: Online Sports Wagering Loss Applied from Prior Month (if applicable)	-
21	Total Online Sports Wagering Tax Payment for this Month	-

LOSS CARRYFORWARD INFORMATION (13% TAX):

22	Online Sports Wagering Loss Carryforward - End of Prior Month	-
23	Online Sports Wagering Loss Carryforward Applied to Current Month	-
24	Online Sports Wagering Loss - Current Month	(52,869)
25	Online Sports Wagering Loss Carryforward - End of Current Month	(52,869)

26	Total Sports Wagering Tax Payment (sum lines 9 and 21)	\$ -
27	Monthly Retail Sports Wagering Promotional Gaming Credits Wagered	-
28	Monthly Online Sports Wagering Promotional Gaming Credits Wagered (DGE-101)	-

FORM MAY NOT FOOT DUE TO ROUNDING

Under penalties of perjury, I declare that I have examined this report, and to the best of my knowledge and belief, it is true and complete.

Cheryl Francese

Cheryl Francese

3/11/2024

Date

Vice President of Finance Caesars Digital (#010834-11)

Title and License Number

HARRAH'S ATLANTIC CITY
ONLINE SPORTS WAGERING SKIN DETAIL REPORT
FOR THE MONTH OF FEBRUARY 2024

ONLINE SPORTS WAGERING DETAIL BY SKIN

Line	Description	Prophet Exchange Gross Revenue	Gross Revenue	Gross Revenue	Total Gross Revenue
14	Year-to-Date Online Sports Wagering Gross Revenue	\$ (34,929)	\$ -	\$ -	\$ (34,929)
15	Less: Prior Month's Year-to-Date Online Sports Wagering Gross Revenue	371,755	-	-	371,755
16	Monthly Online Sports Wagering Gross Revenue	(406,684)	-	-	(406,684)

OCEAN CASINO RESORT

MONTHLY SPORTS WAGERING TAX RETURN

FOR THE MONTH OF FEBRUARY 2024

SPORTS WAGERING - RETAIL

Line (a)	Description (b)	Gross Revenue/Tax (c)
1	Year-to-Date Retail Sports Wagering Gross Revenue	\$ 73,041
2	Less: Last Month's Year-to-Date Retail Sports Wagering Gross Revenue	(8,184)
3	Monthly Retail Sports Wagering Gross Revenue	81,225
4	Monthly Adjustments	20
5	Monthly Retail Sports Wagering Promotional Gaming Credit Deduction	-
6	Monthly Taxable Retail Sports Wagering Gross Revenue	81,245
7	Monthly 8.5% Tax on Retail Sports Wagering Gross Revenue	6,906
8	Less: Retail Sports Wagering Loss Carryforward Applied (if applicable)	(6,906)
9	Total Retail Sports Wagering Tax Payment for this Month	-

LOSS CARRYFORWARD INFORMATION (8.5% TAX):

10	Retail Sports Wagering Loss Carryforward - End of Prior Month	(7,713)
11	Retail Sports Wagering Loss Carryforward Applied to Current Month	6,906
12	Retail Sports Wagering Loss - Current Month	-
13	Retail Sports Wagering Loss Carryforward - End of Current Month	(807)

SPORTS WAGERING - ONLINE

Line (a)	Description (b)	Gross Revenue/Tax (c)
14	Year-to-Date Online Sports Wagering Gross Revenue	\$ 826,096
15	Less: Last Month's Year-to-Date Online Sports Wagering Gross Revenue	381,600
16	Monthly Online Sports Wagering Gross Revenue	444,496
17	Monthly Adjustments	218
18	Monthly Taxable Online Sports Wagering Gross Revenue	444,714
19	Monthly 13% Tax on Online Sports Wagering Gross Revenue	57,813
20	Less: Online Sports Wagering Loss Applied from Prior Month (if applicable)	-
21	Total Online Sports Wagering Tax Payment for this Month	57,813

LOSS CARRYFORWARD INFORMATION (13% TAX):

22	Online Sports Wagering Loss Carryforward - End of Prior Month	-
23	Online Sports Wagering Loss Carryforward Applied to Current Month	-
24	Online Sports Wagering Loss - Current Month	-
25	Online Sports Wagering Loss Carryforward - End of Current Month	-

26	Total Sports Wagering Tax Payment (sum lines 9 and 21)	\$ 57,813
27	Monthly Retail Sports Wagering Promotional Gaming Credits Wagered	-
28	Monthly Online Sports Wagering Promotional Gaming Credits Wagered (DGE-101)	-

FORM MAY NOT FOOT DUE TO ROUNDING

Under penalties of perjury, I declare that I have examined this report, and to the best of my knowledge and belief, it is true and complete.



Hugh Turner

4/2/2024

Date

SVP/CFO (7833-11)

Title and License Number

OCEAN CASINO RESORT
ONLINE SPORTS WAGERING SKIN DETAIL REPORT
FOR THE MONTH OF FEBRUARY 2024

ONLINE SPORTS WAGERING DETAIL BY SKIN

Line	Description	TIPICO Gross Revenue	Gross Revenue	Gross Revenue	Total Gross Revenue
14	Year-to-Date Online Sports Wagering Gross Revenue	\$ 826,096	\$ -	\$ -	\$ 826,096
15	Less: Prior Month's Year-to-Date Online Sports Wagering Gross Revenue	381,600	-	-	381,600
16	Monthly Online Sports Wagering Gross Revenue	444,496	-	-	444,496

RESORTS CASINO HOTEL (DGMB CASINO LLC)

MONTHLY SPORTS WAGERING TAX RETURN

FOR THE MONTH OF FEBRUARY 2024

SPORTS WAGERING - RETAIL

Line (a)	Description (b)	Gross Revenue/Tax (c)
1	Year-to-Date Retail Sports Wagering Gross Revenue	\$ (233,226)
2	Less: Last Month's Year-to-Date Retail Sports Wagering Gross Revenue	(135,565)
3	Monthly Retail Sports Wagering Gross Revenue	(97,661)
4	Monthly Adjustments	-
5	Monthly Retail Sports Wagering Promotional Gaming Credit Deduction	-
6	Monthly Taxable Retail Sports Wagering Gross Revenue	(97,661)
7	Monthly 8.5% Tax on Retail Sports Wagering Gross Revenue	(8,301)
8	Less: Retail Sports Wagering Loss Carryforward Applied (if applicable)	-
9	Total Retail Sports Wagering Tax Payment for this Month	-

LOSS CARRYFORWARD INFORMATION (8.5% TAX):

10	Retail Sports Wagering Loss Carryforward - End of Prior Month	(38,804)
11	Retail Sports Wagering Loss Carryforward Applied to Current Month	-
12	Retail Sports Wagering Loss - Current Month	(8,301)
13	Retail Sports Wagering Loss Carryforward - End of Current Month	(47,105)

SPORTS WAGERING - ONLINE

Line (a)	Description (b)	Gross Revenue/Tax (c)
14	Year-to-Date Online Sports Wagering Gross Revenue	\$ -
15	Less: Last Month's Year-to-Date Online Sports Wagering Gross Revenue	-
16	Monthly Online Sports Wagering Gross Revenue	-
17	Monthly Adjustments	-
18	Monthly Taxable Online Sports Wagering Gross Revenue	-
19	Monthly 13% Tax on Online Sports Wagering Gross Revenue	-
20	Less: Online Sports Wagering Loss Applied from Prior Month (if applicable)	-
21	Total Online Sports Wagering Tax Payment for this Month	-

LOSS CARRYFORWARD INFORMATION (13% TAX):

22	Online Sports Wagering Loss Carryforward - End of Prior Month	-
23	Online Sports Wagering Loss Carryforward Applied to Current Month	-
24	Online Sports Wagering Loss - Current Month	-
25	Online Sports Wagering Loss Carryforward - End of Current Month	-

26	Total Sports Wagering Tax Payment (sum lines 9 and 21)	\$ -
27	Monthly Retail Sports Wagering Promotional Gaming Credits Wagered	-
28	Monthly Online Sports Wagering Promotional Gaming Credits Wagered (DGE-101)	-

FORM MAY NOT FOOT DUE TO ROUNDING

Under penalties of perjury, I declare that I have examined this report, and to the best of my knowledge and belief, it is true and complete.



Christopher Crane

4/3/2024

Date

DIR OF OPERATIONAL ACCOUNTING (10651-11)

Title and License Number

RESORTS DIGITAL GAMING, LLC

MONTHLY SPORTS WAGERING TAX RETURN

FOR THE MONTH OF FEBRUARY 2024

SPORTS WAGERING - RETAIL

Line (a)	Description (b)	Gross Revenue/Tax (c)
1	Year-to-Date Retail Sports Wagering Gross Revenue	\$ -
2	Less: Last Month's Year-to-Date Retail Sports Wagering Gross Revenue	-
3	Monthly Retail Sports Wagering Gross Revenue	-
4	Monthly Adjustments	-
5	Monthly Retail Sports Wagering Promotional Gaming Credit Deduction	-
6	Monthly Taxable Retail Sports Wagering Gross Revenue	-
7	Monthly 8.5% Tax on Retail Sports Wagering Gross Revenue	-
8	Less: Retail Sports Wagering Loss Carryforward Applied (if applicable)	-
9	Total Retail Sports Wagering Tax Payment for this Month	-

LOSS CARRYFORWARD INFORMATION (8.5% TAX):

10	Retail Sports Wagering Loss Carryforward - End of Prior Month	-
11	Retail Sports Wagering Loss Carryforward Applied to Current Month	-
12	Retail Sports Wagering Loss - Current Month	-
13	Retail Sports Wagering Loss Carryforward - End of Current Month	-

SPORTS WAGERING - ONLINE

Line (a)	Description (b)	Gross Revenue/Tax (c)
14	Year-to-Date Online Sports Wagering Gross Revenue	\$ 64,502,293
15	Less: Last Month's Year-to-Date Online Sports Wagering Gross Revenue	40,255,187
16	Monthly Online Sports Wagering Gross Revenue	24,247,106
17	Monthly Adjustments	50,436
18	Monthly Taxable Online Sports Wagering Gross Revenue	24,297,542
19	Monthly 13% Tax on Online Sports Wagering Gross Revenue	3,158,680
20	Less: Online Sports Wagering Loss Applied from Prior Month (if applicable)	-
21	Total Online Sports Wagering Tax Payment for this Month	3,158,680

LOSS CARRYFORWARD INFORMATION (13% TAX):

22	Online Sports Wagering Loss Carryforward - End of Prior Month	-
23	Online Sports Wagering Loss Carryforward Applied to Current Month	-
24	Online Sports Wagering Loss - Current Month	-
25	Online Sports Wagering Loss Carryforward - End of Current Month	-

26	Total Sports Wagering Tax Payment (sum lines 9 and 21)	\$ 3,158,680
----	--------------------------------------------------------	--------------

27	Monthly Retail Sports Wagering Promotional Gaming Credits Wagered	-
28	Monthly Online Sports Wagering Promotional Gaming Credits Wagered (DGE-101)	-

FORM MAY NOT FOOT DUE TO ROUNDING

Under penalties of perjury, I declare that I have examined this report, and to the best of my knowledge and belief, it is true and complete.



Brian Fogler

4/9/2024

Date

Director of Finance & Operations 010516-11

Title and License Number

RESORTS DIGITAL GAMING, LLC
ONLINE SPORTS WAGERING SKIN DETAIL REPORT
FOR THE MONTH OF FEBRUARY 2024

ONLINE SPORTS WAGERING DETAIL BY SKIN

Line	Description	DraftKings Gross Revenue	Gross Revenue	Gross Revenue	Total Gross Revenue
14	Year-to-Date Online Sports Wagering Gross Revenue	\$ 64,502,293	\$ -	\$ -	\$ 64,502,293
15	Less: Prior Month's Year-to-Date Online Sports Wagering Gross Revenue	40,255,187	-	-	40,255,187
16	Monthly Online Sports Wagering Gross Revenue	24,247,106	-	-	24,247,106

TROPICANA CASINO & RESORT

MONTHLY SPORTS WAGERING TAX RETURN

FOR THE MONTH OF FEBRUARY 2024

SPORTS WAGERING - RETAIL

Line (a)	Description (b)	Gross Revenue/Tax (c)
1	Year-to-Date Retail Sports Wagering Gross Revenue	\$ 189,555
2	Less: Last Month's Year-to-Date Retail Sports Wagering Gross Revenue	199,942
3	Monthly Retail Sports Wagering Gross Revenue	(10,387)
4	Monthly Adjustments	53
5	Monthly Retail Sports Wagering Promotional Gaming Credit Deduction	-
6	Monthly Taxable Retail Sports Wagering Gross Revenue	(10,334)
7	Monthly 8.5% Tax on Retail Sports Wagering Gross Revenue	(878)
8	Less: Retail Sports Wagering Loss Carryforward Applied (if applicable)	-
9	Total Retail Sports Wagering Tax Payment for this Month	-

LOSS CARRYFORWARD INFORMATION (8.5% TAX):

10	Retail Sports Wagering Loss Carryforward - End of Prior Month	-
11	Retail Sports Wagering Loss Carryforward Applied to Current Month	-
12	Retail Sports Wagering Loss - Current Month	(878)
13	Retail Sports Wagering Loss Carryforward - End of Current Month	(878)

SPORTS WAGERING - ONLINE

Line (a)	Description (b)	Gross Revenue/Tax (c)
14	Year-to-Date Online Sports Wagering Gross Revenue	\$ -
15	Less: Last Month's Year-to-Date Online Sports Wagering Gross Revenue	-
16	Monthly Online Sports Wagering Gross Revenue	-
17	Monthly Adjustments	-
18	Monthly Taxable Online Sports Wagering Gross Revenue	-
19	Monthly 13% Tax on Online Sports Wagering Gross Revenue	-
20	Less: Online Sports Wagering Loss Applied from Prior Month (if applicable)	-
21	Total Online Sports Wagering Tax Payment for this Month	-

LOSS CARRYFORWARD INFORMATION (13% TAX):

22	Online Sports Wagering Loss Carryforward - End of Prior Month	-
23	Online Sports Wagering Loss Carryforward Applied to Current Month	-
24	Online Sports Wagering Loss - Current Month	-
25	Online Sports Wagering Loss Carryforward - End of Current Month	-

26	Total Sports Wagering Tax Payment (sum lines 9 and 21)	\$ -
27	Monthly Retail Sports Wagering Promotional Gaming Credits Wagered	-
28	Monthly Online Sports Wagering Promotional Gaming Credits Wagered (DGE-101)	-

FORM MAY NOT FOOT DUE TO ROUNDING

Under penalties of perjury, I declare that I have examined this report, and to the best of my knowledge and belief, it is true and complete.



John Happersett

4/12/2024

Date

Operations Controller 009569-11

Title and License Number

TROPICANA CASINO & RESORT

MONTHLY SPORTS WAGERING TAX RETURN

FOR THE MONTH OF FEBRUARY 2024

SPORTS WAGERING - RETAIL

Line (a)	Description (b)	Gross Revenue/Tax (c)
1	Year-to-Date Retail Sports Wagering Gross Revenue	\$ -
2	Less: Last Month's Year-to-Date Retail Sports Wagering Gross Revenue	-
3	Monthly Retail Sports Wagering Gross Revenue	-
4	Monthly Adjustments	-
5	Monthly Retail Sports Wagering Promotional Gaming Credit Deduction	-
6	Monthly Taxable Retail Sports Wagering Gross Revenue	-
7	Monthly 8.5% Tax on Retail Sports Wagering Gross Revenue	-
8	Less: Retail Sports Wagering Loss Carryforward Applied (if applicable)	-
9	Total Retail Sports Wagering Tax Payment for this Month	-

LOSS CARRYFORWARD INFORMATION (8.5% TAX):

10	Retail Sports Wagering Loss Carryforward - End of Prior Month	-
11	Retail Sports Wagering Loss Carryforward Applied to Current Month	-
12	Retail Sports Wagering Loss - Current Month	-
13	Retail Sports Wagering Loss Carryforward - End of Current Month	-

SPORTS WAGERING - ONLINE

Line (a)	Description (b)	Gross Revenue/Tax (c)
14	Year-to-Date Online Sports Wagering Gross Revenue	\$ 4,354,347
15	Less: Last Month's Year-to-Date Online Sports Wagering Gross Revenue	2,304,322
16	Monthly Online Sports Wagering Gross Revenue	2,050,025
17	Monthly Adjustments	-
18	Monthly Taxable Online Sports Wagering Gross Revenue	2,050,025
19	Monthly 13% Tax on Online Sports Wagering Gross Revenue	266,503
20	Less: Online Sports Wagering Loss Applied from Prior Month (if applicable)	-
21	Total Online Sports Wagering Tax Payment for this Month	266,503

LOSS CARRYFORWARD INFORMATION (13% TAX):

22	Online Sports Wagering Loss Carryforward - End of Prior Month	-
23	Online Sports Wagering Loss Carryforward Applied to Current Month	-
24	Online Sports Wagering Loss - Current Month	-
25	Online Sports Wagering Loss Carryforward - End of Current Month	-

26	Total Sports Wagering Tax Payment (sum lines 9 and 21)	\$ 266,503
27	Monthly Retail Sports Wagering Promotional Gaming Credits Wagered	-
28	Monthly Online Sports Wagering Promotional Gaming Credits Wagered (DGE-101)	-

FORM MAY NOT FOOT DUE TO ROUNDING

Under penalties of perjury, I declare that I have examined this report, and to the best of my knowledge and belief, it is true and complete.

Cheryl Francese

Cheryl Francese

3/11/2024

Date

Vice President of Finance Caesars Digital (#010834-11)

Title and License Number

**TROPICANA CASINO & RESORT
ONLINE SPORTS WAGERING SKIN DETAIL REPORT
FOR THE MONTH OF FEBRUARY 2024**

ONLINE SPORTS WAGERING DETAIL BY SKIN

Line	Description	Caesars Sportsbook Gross Revenue	Gross Revenue	Gross Revenue	Total Gross Revenue
14	Year-to-Date Online Sports Wagering Gross Revenue	\$ 4,354,347	\$ -	\$ -	\$ 4,354,347
15	Less: Prior Month's Year-to-Date Online Sports Wagering Gross Revenue	2,304,322	-	-	2,304,322
16	Monthly Online Sports Wagering Gross Revenue	2,050,025	-	-	2,050,025

FR PARK RACING, LP (FREEHOLD RACEWAY)

MONTHLY SPORTS WAGERING TAX RETURN

FOR THE MONTH OF FEBRUARY 2024

SPORTS WAGERING - RETAIL

Line (a)	Description (b)	Gross Revenue/Tax (c)
1	Year-to-Date Retail Sports Wagering Gross Revenue	\$ 247,125
2	Less: Last Month's Year-to-Date Retail Sports Wagering Gross Revenue	122,836
3	Monthly Retail Sports Wagering Gross Revenue	124,289
4	Monthly Adjustments	126
5	Monthly Retail Sports Wagering Promotional Gaming Credit Deduction	-
6	Monthly Taxable Retail Sports Wagering Gross Revenue	124,415
7	Monthly 8.5% Tax on Retail Sports Wagering Gross Revenue	10,575
8	Less: Retail Sports Wagering Loss Carryforward Applied (if applicable)	-
9	Total Retail Sports Wagering Tax Payment for this Month	10,575

LOSS CARRYFORWARD INFORMATION (8.5% TAX):

10	Retail Sports Wagering Loss Carryforward - End of Prior Month	-
11	Retail Sports Wagering Loss Carryforward Applied to Current Month	-
12	Retail Sports Wagering Loss - Current Month	-
13	Retail Sports Wagering Loss Carryforward - End of Current Month	-

SPORTS WAGERING - ONLINE

Line (a)	Description (b)	Gross Revenue/Tax (c)
14	Year-to-Date Online Sports Wagering Gross Revenue	\$ (3,475,755)
15	Less: Last Month's Year-to-Date Online Sports Wagering Gross Revenue	(1,189,645)
16	Monthly Online Sports Wagering Gross Revenue	(2,286,110)
17	Monthly Adjustments	-
18	Monthly Taxable Online Sports Wagering Gross Revenue	(2,286,110)
19	Monthly 13% Tax on Online Sports Wagering Gross Revenue	(297,194)
20	Less: Online Sports Wagering Loss Applied from Prior Month (if applicable)	-
21	Total Online Sports Wagering Tax Payment for this Month	-

LOSS CARRYFORWARD INFORMATION (13% TAX):

22	Online Sports Wagering Loss Carryforward - End of Prior Month	(154,654)
23	Online Sports Wagering Loss Carryforward Applied to Current Month	-
24	Online Sports Wagering Loss - Current Month	(297,194)
25	Online Sports Wagering Loss Carryforward - End of Current Month	(451,848)

26	Total Sports Wagering Tax Payment (sum lines 9 and 21)	\$ 10,575
27	Monthly Retail Sports Wagering Promotional Gaming Credits Wagered	-
28	Monthly Online Sports Wagering Promotional Gaming Credits Wagered (DGE-101)	-

FORM MAY NOT FOOT DUE TO ROUNDING

Under penalties of perjury, I declare that I have examined this report, and to the best of my knowledge and belief, it is true and complete.



Mark Rosenthal

4/4/2024

Date

CFO (10349-11)

Title and License Number

FR PARK RACING, LP (FREEHOLD RACEWAY)
ONLINE SPORTS WAGERING SKIN DETAIL REPORT
FOR THE MONTH OF FEBRUARY 2024

ONLINE SPORTS WAGERING DETAIL BY SKIN

Line	Description	ESPN BET Gross Revenue	PlayUp Gross Revenue	BetParx Gross Revenue	Total Gross Revenue
14	Year-to-Date Online Sports Wagering Gross Revenue	\$ (3,870,852)	\$ (80)	\$ 395,177	\$ (3,475,755)
15	Less: Prior Month's Year-to-Date Online Sports Wagering Gross Revenue	(1,405,852)	-	216,207	(1,189,645)
16	Monthly Online Sports Wagering Gross Revenue	(2,465,000)	(80)	178,970	(2,286,110)

NEW MEADOWLANDS RACETRACK LLC

MONTHLY SPORTS WAGERING TAX RETURN

FOR THE MONTH OF FEBRUARY 2024

SPORTS WAGERING - RETAIL

Line (a)	Description (b)	Gross Revenue/Tax (c)
1	Year-to-Date Retail Sports Wagering Gross Revenue	\$ 5,268,254
2	Less: Last Month's Year-to-Date Retail Sports Wagering Gross Revenue	3,713,015
3	Monthly Retail Sports Wagering Gross Revenue	1,555,239
4	Monthly Adjustments	3,909
5	Monthly Retail Sports Wagering Promotional Gaming Credit Deduction	-
6	Monthly Taxable Retail Sports Wagering Gross Revenue	1,559,148
7	Monthly 8.5% Tax on Retail Sports Wagering Gross Revenue	132,528
8	Less: Retail Sports Wagering Loss Carryforward Applied (if applicable)	-
9	Total Retail Sports Wagering Tax Payment for this Month	132,528

LOSS CARRYFORWARD INFORMATION (8.5% TAX):

10	Retail Sports Wagering Loss Carryforward - End of Prior Month	-
11	Retail Sports Wagering Loss Carryforward Applied to Current Month	-
12	Retail Sports Wagering Loss - Current Month	-
13	Retail Sports Wagering Loss Carryforward - End of Current Month	-

SPORTS WAGERING - ONLINE

Line (a)	Description (b)	Gross Revenue/Tax (c)
14	Year-to-Date Online Sports Wagering Gross Revenue	\$ 142,841,253
15	Less: Last Month's Year-to-Date Online Sports Wagering Gross Revenue	109,312,779
16	Monthly Online Sports Wagering Gross Revenue	33,528,474
17	Monthly Adjustments	-
18	Monthly Taxable Online Sports Wagering Gross Revenue	33,528,474
19	Monthly 13% Tax on Online Sports Wagering Gross Revenue	4,358,702
20	Less: Online Sports Wagering Loss Applied from Prior Month (if applicable)	-
21	Total Online Sports Wagering Tax Payment for this Month	4,358,702

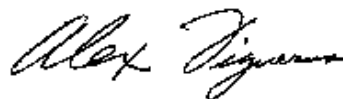
LOSS CARRYFORWARD INFORMATION (13% TAX):

22	Online Sports Wagering Loss Carryforward - End of Prior Month	-
23	Online Sports Wagering Loss Carryforward Applied to Current Month	-
24	Online Sports Wagering Loss - Current Month	-
25	Online Sports Wagering Loss Carryforward - End of Current Month	-

26	Total Sports Wagering Tax Payment (sum lines 9 and 21)	\$ 4,491,230
27	Monthly Retail Sports Wagering Promotional Gaming Credits Wagered	-
28	Monthly Online Sports Wagering Promotional Gaming Credits Wagered (DGE-101)	-

FORM MAY NOT FOOT DUE TO ROUNDING

Under penalties of perjury, I declare that I have examined this report, and to the best of my knowledge and belief, it is true and complete.



Alex Figueras

3/27/2024

Date

Chief Financial Officer (10031-11)

Title and License Number

NEW MEADOWLANDS RACETRACK LLC
ONLINE SPORTS WAGERING SKIN DETAIL REPORT
FOR THE MONTH OF FEBRUARY 2024

ONLINE SPORTS WAGERING DETAIL BY SKIN

Line	Description	Fanduel Gross Revenue	Pointsbet Gross Revenue	SuperBook Gross Revenue	Total Gross Revenue
14	Year-to-Date Online Sports Wagering Gross Revenue	\$ 107,359,589	\$ 35,490,845	\$ (9,181)	\$ 142,841,253
15	Less: Prior Month's Year-to-Date Online Sports Wagering Gross Revenue	80,725,429	28,541,559	45,791	109,312,779
16	Monthly Online Sports Wagering Gross Revenue	26,634,160	6,949,286	(54,972)	33,528,474

DARBY DEVELOPMENT (MONMOUTH PARK)

MONTHLY SPORTS WAGERING TAX RETURN

FOR THE MONTH OF FEBRUARY 2024

SPORTS WAGERING - RETAIL

Line (a)	Description (b)	Gross Revenue/Tax (c)
1	Year-to-Date Retail Sports Wagering Gross Revenue	\$ 754,689
2	Less: Last Month's Year-to-Date Retail Sports Wagering Gross Revenue	495,164
3	Monthly Retail Sports Wagering Gross Revenue	259,525
4	Monthly Adjustments	29
5	Monthly Retail Sports Wagering Promotional Gaming Credit Deduction	-
6	Monthly Taxable Retail Sports Wagering Gross Revenue	259,554
7	Monthly 8.5% Tax on Retail Sports Wagering Gross Revenue	22,062
8	Less: Retail Sports Wagering Loss Carryforward Applied (if applicable)	-
9	Total Retail Sports Wagering Tax Payment for this Month	22,062

LOSS CARRYFORWARD INFORMATION (8.5% TAX):

10	Retail Sports Wagering Loss Carryforward - End of Prior Month	-
11	Retail Sports Wagering Loss Carryforward Applied to Current Month	-
12	Retail Sports Wagering Loss - Current Month	-
13	Retail Sports Wagering Loss Carryforward - End of Current Month	-

SPORTS WAGERING - ONLINE

Line (a)	Description (b)	Gross Revenue/Tax (c)
14	Year-to-Date Online Sports Wagering Gross Revenue	\$ 2,358,796
15	Less: Last Month's Year-to-Date Online Sports Wagering Gross Revenue	1,891,696
16	Monthly Online Sports Wagering Gross Revenue	467,100
17	Monthly Adjustments	-
18	Monthly Taxable Online Sports Wagering Gross Revenue	467,100
19	Monthly 13% Tax on Online Sports Wagering Gross Revenue	60,723
20	Less: Online Sports Wagering Loss Applied from Prior Month (if applicable)	-
21	Total Online Sports Wagering Tax Payment for this Month	60,723

LOSS CARRYFORWARD INFORMATION (13% TAX):

22	Online Sports Wagering Loss Carryforward - End of Prior Month	-
23	Online Sports Wagering Loss Carryforward Applied to Current Month	-
24	Online Sports Wagering Loss - Current Month	-
25	Online Sports Wagering Loss Carryforward - End of Current Month	-

26	Total Sports Wagering Tax Payment (sum lines 9 and 21)	\$ 82,785
27	Monthly Retail Sports Wagering Promotional Gaming Credits Wagered	-
28	Monthly Online Sports Wagering Promotional Gaming Credits Wagered (DGE-101)	-

FORM MAY NOT FOOT DUE TO ROUNDING

Under penalties of perjury, I declare that I have examined this report, and to the best of my knowledge and belief, it is true and complete.



Bill Knauf

4/1/2024

Date

VP of Business Operations (9963-11)

Title and License Number

DARBY DEVELOPMENT (MONMOUTH PARK)
ONLINE SPORTS WAGERING SKIN DETAIL REPORT
FOR THE MONTH OF FEBRUARY 2024

ONLINE SPORTS WAGERING DETAIL BY SKIN

Line	Description	Caesars Sportsbook Gross Revenue	BetRivers Gross Revenue	Gross Revenue	Total Gross Revenue
14	Year-to-Date Online Sports Wagering Gross Revenue	\$ 826,959	\$ 1,531,837	\$ -	\$ 2,358,796
15	Less: Prior Month's Year-to-Date Online Sports Wagering Gross Revenue	641,193	1,250,503	-	1,891,696
16	Monthly Online Sports Wagering Gross Revenue	185,766	281,334	-	467,100