

**PREMIER ENTERTAINMENT AC, LLC DBA BALLY'S AC  
MONTHLY SPORTS WAGERING TAX RETURN  
FOR THE MONTH OF JULY 2024**

**SPORTS WAGERING - RETAIL**

Line (a)	Description (b)	Gross Revenue/Tax (c)
1	Year-to-Date Retail Sports Wagering Gross Revenue	\$ 21,540
2	Less: Last Month's Year-to-Date Retail Sports Wagering Gross Revenue	(33,997)
3	Monthly Retail Sports Wagering Gross Revenue	55,537
4	Monthly Adjustments	-
5	Monthly Retail Sports Wagering Promotional Gaming Credit Deduction	-
6	Monthly Taxable Retail Sports Wagering Gross Revenue	55,537
7	Monthly 8.5% Tax on Retail Sports Wagering Gross Revenue	4,721
8	Less: Retail Sports Wagering Loss Carryforward Applied (if applicable)	(2,890)
9	Total Retail Sports Wagering Tax Payment for this Month	1,831

**LOSS CARRYFORWARD INFORMATION (8.5% TAX):**

10	Retail Sports Wagering Loss Carryforward - End of Prior Month	(2,890)
11	Retail Sports Wagering Loss Carryforward Applied to Current Month	2,890
12	Retail Sports Wagering Loss - Current Month	-
13	Retail Sports Wagering Loss Carryforward - End of Current Month	-

**SPORTS WAGERING - ONLINE**

Line (a)	Description (b)	Gross Revenue/Tax (c)
14	Year-to-Date Online Sports Wagering Gross Revenue	\$ 6,654,147
15	Less: Last Month's Year-to-Date Online Sports Wagering Gross Revenue	4,192,270
16	Monthly Online Sports Wagering Gross Revenue	2,461,877
17	Monthly Adjustments	-
18	Monthly Taxable Online Sports Wagering Gross Revenue	2,461,877
19	Monthly 13% Tax on Online Sports Wagering Gross Revenue	320,044
20	Less: Online Sports Wagering Loss Applied from Prior Month (if applicable)	-
21	Total Online Sports Wagering Tax Payment for this Month	320,044

**LOSS CARRYFORWARD INFORMATION (13% TAX):**

22	Online Sports Wagering Loss Carryforward - End of Prior Month	-
23	Online Sports Wagering Loss Carryforward Applied to Current Month	-
24	Online Sports Wagering Loss - Current Month	-
25	Online Sports Wagering Loss Carryforward - End of Current Month	-

26	Total Sports Wagering Tax Payment (sum lines 9 and 21)	\$ 321,875
27	Monthly Retail Sports Wagering Promotional Gaming Credits Wagered	-
28	Monthly Online Sports Wagering Promotional Gaming Credits Wagered (DGE-101)	-

FORM MAY NOT FOOT DUE TO ROUNDING

Under penalties of perjury, I declare that I have examined this report, and to the best of my knowledge and belief, it is true and complete.

*Kathleen Worth*

Kathleen Worth

8/8/2024

Date

Operations Controller 6896-11

Title and License Number

**PREMIER ENTERTAINMENT AC, LLC DBA BALLY'S AC  
ONLINE SPORTS WAGERING SKIN DETAIL REPORT  
FOR THE MONTH OF JULY 2024**

**ONLINE SPORTS WAGERING DETAIL BY SKIN**

Line	Description	SPORTTRADE Gross Revenue	BETFANATICS Gross Revenue	Gross Revenue	Total Gross Revenue
14	Year-to-Date Online Sports Wagering Gross Revenue	\$ 191,202	\$ 6,462,945	\$ -	\$ 6,654,147
15	Less: Prior Month's Year-to-Date Online Sports Wagering Gross Revenue	390,495	3,801,775	-	4,192,270
16	Monthly Online Sports Wagering Gross Revenue	(199,293)	2,661,170	-	2,461,877

# BORGATA HOTEL CASINO & SPA MONTHLY SPORTS WAGERING TAX RETURN FOR THE MONTH OF JULY 2024

## SPORTS WAGERING - RETAIL

Line (a)	Description (b)	Gross Revenue/Tax (c)
1	Year-to-Date Retail Sports Wagering Gross Revenue	\$ (7,679)
2	Less: Last Month's Year-to-Date Retail Sports Wagering Gross Revenue	(378,964)
3	Monthly Retail Sports Wagering Gross Revenue	371,285
4	Monthly Adjustments	-
5	Monthly Retail Sports Wagering Promotional Gaming Credit Deduction	-
6	Monthly Taxable Retail Sports Wagering Gross Revenue	371,285
7	Monthly 8.5% Tax on Retail Sports Wagering Gross Revenue	31,559
8	Less: Retail Sports Wagering Loss Carryforward Applied (if applicable)	(31,559)
9	Total Retail Sports Wagering Tax Payment for this Month	-

## LOSS CARRYFORWARD INFORMATION (8.5% TAX):

10	Retail Sports Wagering Loss Carryforward - End of Prior Month	(46,839)
11	Retail Sports Wagering Loss Carryforward Applied to Current Month	31,559
12	Retail Sports Wagering Loss - Current Month	-
13	Retail Sports Wagering Loss Carryforward - End of Current Month	(15,280)

## SPORTS WAGERING - ONLINE

Line (a)	Description (b)	Gross Revenue/Tax (c)
14	Year-to-Date Online Sports Wagering Gross Revenue	\$ 39,625,372
15	Less: Last Month's Year-to-Date Online Sports Wagering Gross Revenue	33,587,873
16	Monthly Online Sports Wagering Gross Revenue	6,037,499
17	Monthly Adjustments	-
18	Monthly Taxable Online Sports Wagering Gross Revenue	6,037,499
19	Monthly 13% Tax on Online Sports Wagering Gross Revenue	784,875
20	Less: Online Sports Wagering Loss Applied from Prior Month (if applicable)	-
21	Total Online Sports Wagering Tax Payment for this Month	784,875

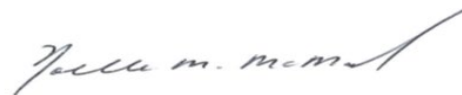
## LOSS CARRYFORWARD INFORMATION (13% TAX):

22	Online Sports Wagering Loss Carryforward - End of Prior Month	-
23	Online Sports Wagering Loss Carryforward Applied to Current Month	-
24	Online Sports Wagering Loss - Current Month	-
25	Online Sports Wagering Loss Carryforward - End of Current Month	-

26	Total Sports Wagering Tax Payment (sum lines 9 and 21)	\$ 784,875
27	Monthly Retail Sports Wagering Promotional Gaming Credits Wagered	-
28	Monthly Online Sports Wagering Promotional Gaming Credits Wagered (DGE-101)	-

FORM MAY NOT FOOT DUE TO ROUNDING

Under penalties of perjury, I declare that I have examined this report, and to the best of my knowledge and belief, it is true and complete.



Noelle M. McManus

8/5/2024

Date

Casino Controller 9751-11  
Title and License Number

**BORGATA HOTEL CASINO & SPA**  
**ONLINE SPORTS WAGERING SKIN DETAIL REPORT**  
**FOR THE MONTH OF JULY 2024**

**ONLINE SPORTS WAGERING DETAIL BY SKIN**

Line	Description	BETMGM Gross Revenue	BORGATA Gross Revenue	Gross Revenue	Total Gross Revenue
14	Year-to-Date Online Sports Wagering Gross Revenue	\$ 35,656,090	\$ 3,969,282	\$ -	\$ 39,625,372
15	Less: Prior Month's Year-to-Date Online Sports Wagering Gross Revenue	30,408,062	3,179,811	-	33,587,873
16	Monthly Online Sports Wagering Gross Revenue	5,248,028	789,471	-	6,037,499

# CAESARS ATLANTIC CITY MONTHLY SPORTS WAGERING TAX RETURN FOR THE MONTH OF JULY 2024

## SPORTS WAGERING - RETAIL

Line (a)	Description (b)	Gross Revenue/Tax (c)
1	Year-to-Date Retail Sports Wagering Gross Revenue	\$ (416,778)
2	Less: Last Month's Year-to-Date Retail Sports Wagering Gross Revenue	(411,647)
3	Monthly Retail Sports Wagering Gross Revenue	(5,131)
4	Monthly Adjustments	1
5	Monthly Retail Sports Wagering Promotional Gaming Credit Deduction	-
6	Monthly Taxable Retail Sports Wagering Gross Revenue	(5,130)
7	Monthly 8.5% Tax on Retail Sports Wagering Gross Revenue	(436)
8	Less: Retail Sports Wagering Loss Carryforward Applied (if applicable)	-
9	Total Retail Sports Wagering Tax Payment for this Month	-

## LOSS CARRYFORWARD INFORMATION (8.5% TAX):

10	Retail Sports Wagering Loss Carryforward - End of Prior Month	(34,952)
11	Retail Sports Wagering Loss Carryforward Applied to Current Month	-
12	Retail Sports Wagering Loss - Current Month	(436)
13	Retail Sports Wagering Loss Carryforward - End of Current Month	(35,388)

## SPORTS WAGERING - ONLINE

Line (a)	Description (b)	Gross Revenue/Tax (c)
14	Year-to-Date Online Sports Wagering Gross Revenue	\$ -
15	Less: Last Month's Year-to-Date Online Sports Wagering Gross Revenue	-
16	Monthly Online Sports Wagering Gross Revenue	-
17	Monthly Adjustments	-
18	Monthly Taxable Online Sports Wagering Gross Revenue	-
19	Monthly 13% Tax on Online Sports Wagering Gross Revenue	-
20	Less: Online Sports Wagering Loss Applied from Prior Month (if applicable)	-
21	Total Online Sports Wagering Tax Payment for this Month	-


## LOSS CARRYFORWARD INFORMATION (13% TAX):

22	Online Sports Wagering Loss Carryforward - End of Prior Month	-
23	Online Sports Wagering Loss Carryforward Applied to Current Month	-
24	Online Sports Wagering Loss - Current Month	-
25	Online Sports Wagering Loss Carryforward - End of Current Month	-

26	Total Sports Wagering Tax Payment (sum lines 9 and 21)	\$ -
27	Monthly Retail Sports Wagering Promotional Gaming Credits Wagered	-
28	Monthly Online Sports Wagering Promotional Gaming Credits Wagered (DGE-101)	-

FORM MAY NOT FOOT DUE TO ROUNDING

Under penalties of perjury, I declare that I have examined this report, and to the best of my knowledge and belief, it is true and complete.



ANGELA BIANCHINI

8/9/2024

Date

OPERATIONS CONTROLLER (8454-11)

Title and License Number

# GOLDEN NUGGET MONTHLY SPORTS WAGERING TAX RETURN FOR THE MONTH OF JULY 2024

## SPORTS WAGERING - RETAIL

Line (a)	Description (b)	Gross Revenue/Tax (c)
1	Year-to-Date Retail Sports Wagering Gross Revenue	\$ 51,741
2	Less: Last Month's Year-to-Date Retail Sports Wagering Gross Revenue	28,832
3	Monthly Retail Sports Wagering Gross Revenue	22,909
4	Monthly Adjustments	-
5	Monthly Retail Sports Wagering Promotional Gaming Credit Deduction	-
6	Monthly Taxable Retail Sports Wagering Gross Revenue	22,909
7	Monthly 8.5% Tax on Retail Sports Wagering Gross Revenue	1,947
8	Less: Retail Sports Wagering Loss Carryforward Applied (if applicable)	-
9	Total Retail Sports Wagering Tax Payment for this Month	1,947

## LOSS CARRYFORWARD INFORMATION (8.5% TAX):

10	Retail Sports Wagering Loss Carryforward - End of Prior Month	-
11	Retail Sports Wagering Loss Carryforward Applied to Current Month	-
12	Retail Sports Wagering Loss - Current Month	-
13	Retail Sports Wagering Loss Carryforward - End of Current Month	-

## SPORTS WAGERING - ONLINE

Line (a)	Description (b)	Gross Revenue/Tax (c)
14	Year-to-Date Online Sports Wagering Gross Revenue	\$ 282,238
15	Less: Last Month's Year-to-Date Online Sports Wagering Gross Revenue	206,341
16	Monthly Online Sports Wagering Gross Revenue	75,897
17	Monthly Adjustments	-
18	Monthly Taxable Online Sports Wagering Gross Revenue	75,897
19	Monthly 13% Tax on Online Sports Wagering Gross Revenue	9,867
20	Less: Online Sports Wagering Loss Applied from Prior Month (if applicable)	-
21	Total Online Sports Wagering Tax Payment for this Month	9,867

## LOSS CARRYFORWARD INFORMATION (13% TAX):

22	Online Sports Wagering Loss Carryforward - End of Prior Month	-
23	Online Sports Wagering Loss Carryforward Applied to Current Month	-
24	Online Sports Wagering Loss - Current Month	-
25	Online Sports Wagering Loss Carryforward - End of Current Month	-

26	Total Sports Wagering Tax Payment (sum lines 9 and 21)	\$ 11,814
27	Monthly Retail Sports Wagering Promotional Gaming Credits Wagered	-
28	Monthly Online Sports Wagering Promotional Gaming Credits Wagered (DGE-101)	-

FORM MAY NOT FOOT DUE TO ROUNDING

Under penalties of perjury, I declare that I have examined this report, and to the best of my knowledge and belief, it is true and complete.



John Caruso

8/9/2024

Date

Executive Director of Finance/Controller 8827.11

**GOLDEN NUGGET  
ONLINE SPORTS WAGERING SKIN DETAIL REPORT  
FOR THE MONTH OF JULY 2024**

**ONLINE SPORTS WAGERING DETAIL BY SKIN**

Line	Description	Golden Nugget Online Gaming Gross Revenue	BETWAY Gross Revenue	Gross Revenue	Total Gross Revenue
14	Year-to-Date Online Sports Wagering Gross Revenue	\$ (199,664)	\$ 481,902	\$ -	\$ 282,238
15	Less: Prior Month's Year-to-Date Online Sports Wagering Gross Revenue	(199,664)	406,005	-	206,341
16	Monthly Online Sports Wagering Gross Revenue	-	75,897	-	75,897

# HARD ROCK HOTEL AND CASINO ATLANTIC CITY MONTHLY SPORTS WAGERING TAX RETURN FOR THE MONTH OF JULY 2024

## SPORTS WAGERING - RETAIL

Line (a)	Description (b)	Gross Revenue/Tax (c)
1	Year-to-Date Retail Sports Wagering Gross Revenue	\$ 372,706
2	Less: Last Month's Year-to-Date Retail Sports Wagering Gross Revenue	293,828
3	Monthly Retail Sports Wagering Gross Revenue	78,878
4	Monthly Adjustments	-
5	Monthly Retail Sports Wagering Promotional Gaming Credit Deduction	-
6	Monthly Taxable Retail Sports Wagering Gross Revenue	78,878
7	Monthly 8.5% Tax on Retail Sports Wagering Gross Revenue	6,705
8	Less: Retail Sports Wagering Loss Carryforward Applied (if applicable)	(6,705)
9	Total Retail Sports Wagering Tax Payment for this Month	-

## LOSS CARRYFORWARD INFORMATION (8.5% TAX):

10	Retail Sports Wagering Loss Carryforward - End of Prior Month	(18,256)
11	Retail Sports Wagering Loss Carryforward Applied to Current Month	6,705
12	Retail Sports Wagering Loss - Current Month	-
13	Retail Sports Wagering Loss Carryforward - End of Current Month	(11,551)

## SPORTS WAGERING - ONLINE

Line (a)	Description (b)	Gross Revenue/Tax (c)
14	Year-to-Date Online Sports Wagering Gross Revenue	\$ 27,955,656
15	Less: Last Month's Year-to-Date Online Sports Wagering Gross Revenue	23,774,127
16	Monthly Online Sports Wagering Gross Revenue	4,181,529
17	Monthly Adjustments	-
18	Monthly Taxable Online Sports Wagering Gross Revenue	4,181,529
19	Monthly 13% Tax on Online Sports Wagering Gross Revenue	543,599
20	Less: Online Sports Wagering Loss Applied from Prior Month (if applicable)	-
21	Total Online Sports Wagering Tax Payment for this Month	543,599

## LOSS CARRYFORWARD INFORMATION (13% TAX):

22	Online Sports Wagering Loss Carryforward - End of Prior Month	-
23	Online Sports Wagering Loss Carryforward Applied to Current Month	-
24	Online Sports Wagering Loss - Current Month	-
25	Online Sports Wagering Loss Carryforward - End of Current Month	-

26	Total Sports Wagering Tax Payment (sum lines 9 and 21)	\$ 543,599
----	--	------------

27	Monthly Retail Sports Wagering Promotional Gaming Credits Wagered	-
28	Monthly Online Sports Wagering Promotional Gaming Credits Wagered (DGE-101)	-

FORM MAY NOT FOOT DUE TO ROUNDING

Under penalties of perjury, I declare that I have examined this report, and to the best of my knowledge and belief, it is true and complete.

*Hetal Mistry*

Hetal Mistry

8/7/2024

Date

Casino Controller 10465-11

Title and License Number



**HARD ROCK HOTEL AND CASINO ATLANTIC CITY  
ONLINE SPORTS WAGERING SKIN DETAIL REPORT  
FOR THE MONTH OF JULY 2024**

**ONLINE SPORTS WAGERING DETAIL BY SKIN**

Line	Description	HARD ROCK BET Gross Revenue	BET365 Gross Revenue	UNIBET Gross Revenue	Total Gross Revenue
14	Year-to-Date Online Sports Wagering Gross Revenue	\$ 4,691,106	\$ 22,978,721	\$ 285,829	\$ 27,955,656
15	Less: Prior Month's Year-to-Date Online Sports Wagering Gross Revenue	3,538,839	19,949,459	285,829	23,774,127
16	Monthly Online Sports Wagering Gross Revenue	1,152,267	3,029,262	-	4,181,529

# HARRAH'S ATLANTIC CITY MONTHLY SPORTS WAGERING TAX RETURN FOR THE MONTH OF JULY 2024

## SPORTS WAGERING - RETAIL

Line (a)	Description (b)	Gross Revenue/Tax (c)
1	Year-to-Date Retail Sports Wagering Gross Revenue	\$ 553,653
2	Less: Last Month's Year-to-Date Retail Sports Wagering Gross Revenue	395,938
3	Monthly Retail Sports Wagering Gross Revenue	157,715
4	Monthly Adjustments	100
5	Monthly Retail Sports Wagering Promotional Gaming Credit Deduction	-
6	Monthly Taxable Retail Sports Wagering Gross Revenue	157,815
7	Monthly 8.5% Tax on Retail Sports Wagering Gross Revenue	13,414
8	Less: Retail Sports Wagering Loss Carryforward Applied (if applicable)	-
9	Total Retail Sports Wagering Tax Payment for this Month	13,414

## LOSS CARRYFORWARD INFORMATION (8.5% TAX):

10	Retail Sports Wagering Loss Carryforward - End of Prior Month	-
11	Retail Sports Wagering Loss Carryforward Applied to Current Month	-
12	Retail Sports Wagering Loss - Current Month	-
13	Retail Sports Wagering Loss Carryforward - End of Current Month	-

## SPORTS WAGERING - ONLINE

Line (a)	Description (b)	Gross Revenue/Tax (c)
14	Year-to-Date Online Sports Wagering Gross Revenue	\$ -
15	Less: Last Month's Year-to-Date Online Sports Wagering Gross Revenue	-
16	Monthly Online Sports Wagering Gross Revenue	-
17	Monthly Adjustments	-
18	Monthly Taxable Online Sports Wagering Gross Revenue	-
19	Monthly 13% Tax on Online Sports Wagering Gross Revenue	-
20	Less: Online Sports Wagering Loss Applied from Prior Month (if applicable)	-
21	Total Online Sports Wagering Tax Payment for this Month	-


## LOSS CARRYFORWARD INFORMATION (13% TAX):

22	Online Sports Wagering Loss Carryforward - End of Prior Month	-
23	Online Sports Wagering Loss Carryforward Applied to Current Month	-
24	Online Sports Wagering Loss - Current Month	-
25	Online Sports Wagering Loss Carryforward - End of Current Month	-

26	Total Sports Wagering Tax Payment (sum lines 9 and 21)	\$ 13,414
27	Monthly Retail Sports Wagering Promotional Gaming Credits Wagered	-
28	Monthly Online Sports Wagering Promotional Gaming Credits Wagered (DGE-101)	-

FORM MAY NOT FOOT DUE TO ROUNDING

Under penalties of perjury, I declare that I have examined this report, and to the best of my knowledge and belief, it is true and complete.

 _____ Taalib-deen Muhammad	8/9/2024 _____ Date
--	---------------------------

Operations Controller (08168-11)  
 \_\_\_\_\_  
 Title and License Number

# HARRAH'S ATLANTIC CITY MONTHLY SPORTS WAGERING TAX RETURN FOR THE MONTH OF JULY 2024

## SPORTS WAGERING - RETAIL

Line (a)	Description (b)	Gross Revenue/Tax (c)
1	Year-to-Date Retail Sports Wagering Gross Revenue	\$ -
2	Less: Last Month's Year-to-Date Retail Sports Wagering Gross Revenue	-
3	Monthly Retail Sports Wagering Gross Revenue	-
4	Monthly Adjustments	-
5	Monthly Retail Sports Wagering Promotional Gaming Credit Deduction	-
6	Monthly Taxable Retail Sports Wagering Gross Revenue	-
7	Monthly 8.5% Tax on Retail Sports Wagering Gross Revenue	-
8	Less: Retail Sports Wagering Loss Carryforward Applied (if applicable)	-
9	Total Retail Sports Wagering Tax Payment for this Month	-

## LOSS CARRYFORWARD INFORMATION (8.5% TAX):

10	Retail Sports Wagering Loss Carryforward - End of Prior Month	-
11	Retail Sports Wagering Loss Carryforward Applied to Current Month	-
12	Retail Sports Wagering Loss - Current Month	-
13	Retail Sports Wagering Loss Carryforward - End of Current Month	-

## SPORTS WAGERING - ONLINE

Line (a)	Description (b)	Gross Revenue/Tax (c)
14	Year-to-Date Online Sports Wagering Gross Revenue	\$ 546,687
15	Less: Last Month's Year-to-Date Online Sports Wagering Gross Revenue	398,963
16	Monthly Online Sports Wagering Gross Revenue	147,724
17	Monthly Adjustments	678
18	Monthly Taxable Online Sports Wagering Gross Revenue	148,402
19	Monthly 13% Tax on Online Sports Wagering Gross Revenue	19,292
20	Less: Online Sports Wagering Loss Applied from Prior Month (if applicable)	-
21	Total Online Sports Wagering Tax Payment for this Month	19,292

## LOSS CARRYFORWARD INFORMATION (13% TAX):

22	Online Sports Wagering Loss Carryforward - End of Prior Month	-
23	Online Sports Wagering Loss Carryforward Applied to Current Month	-
24	Online Sports Wagering Loss - Current Month	-
25	Online Sports Wagering Loss Carryforward - End of Current Month	-

26	Total Sports Wagering Tax Payment (sum lines 9 and 21)	\$ 19,292
27	Monthly Retail Sports Wagering Promotional Gaming Credits Wagered	-
28	Monthly Online Sports Wagering Promotional Gaming Credits Wagered (DGE-101)	-

FORM MAY NOT FOOT DUE TO ROUNDING

Under penalties of perjury, I declare that I have examined this report, and to the best of my knowledge and belief, it is true and complete.

*Cheryl Francese*

Cheryl Francese

8/9/2024

Date

Vice President of Finance Caesars Digital (#010834-11)

Title and License Number

**HARRAH'S ATLANTIC CITY  
ONLINE SPORTS WAGERING SKIN DETAIL REPORT  
FOR THE MONTH OF JULY 2024**

**ONLINE SPORTS WAGERING DETAIL BY SKIN**

Line	Description	Prophet Exchange Gross Revenue	BETPARX Gross Revenue	Gross Revenue	Total Gross Revenue
14	Year-to-Date Online Sports Wagering Gross Revenue	\$ 398,963	\$ 147,724	\$ -	\$ 546,687
15	Less: Prior Month's Year-to-Date Online Sports Wagering Gross Revenue	398,963	-	-	398,963
16	Monthly Online Sports Wagering Gross Revenue	-	147,724	-	147,724

# OCEAN CASINO RESORT MONTHLY SPORTS WAGERING TAX RETURN FOR THE MONTH OF JULY 2024

## SPORTS WAGERING - RETAIL

Line (a)	Description (b)	Gross Revenue/Tax (c)
1	Year-to-Date Retail Sports Wagering Gross Revenue	\$ 29,645
2	Less: Last Month's Year-to-Date Retail Sports Wagering Gross Revenue	55,182
3	Monthly Retail Sports Wagering Gross Revenue	(25,537)
4	Monthly Adjustments	5
5	Monthly Retail Sports Wagering Promotional Gaming Credit Deduction	-
6	Monthly Taxable Retail Sports Wagering Gross Revenue	(25,532)
7	Monthly 8.5% Tax on Retail Sports Wagering Gross Revenue	(2,170)
8	Less: Retail Sports Wagering Loss Carryforward Applied (if applicable)	-
9	Total Retail Sports Wagering Tax Payment for this Month	-

## LOSS CARRYFORWARD INFORMATION (8.5% TAX):

10	Retail Sports Wagering Loss Carryforward - End of Prior Month	(3,660)
11	Retail Sports Wagering Loss Carryforward Applied to Current Month	-
12	Retail Sports Wagering Loss - Current Month	(2,170)
13	Retail Sports Wagering Loss Carryforward - End of Current Month	(5,830)

## SPORTS WAGERING - ONLINE

Line (a)	Description (b)	Gross Revenue/Tax (c)
14	Year-to-Date Online Sports Wagering Gross Revenue	\$ 1,992,083
15	Less: Last Month's Year-to-Date Online Sports Wagering Gross Revenue	1,592,799
16	Monthly Online Sports Wagering Gross Revenue	399,284
17	Monthly Adjustments	-
18	Monthly Taxable Online Sports Wagering Gross Revenue	399,284
19	Monthly 13% Tax on Online Sports Wagering Gross Revenue	51,907
20	Less: Online Sports Wagering Loss Applied from Prior Month (if applicable)	(3,891)
21	Total Online Sports Wagering Tax Payment for this Month	48,016

## LOSS CARRYFORWARD INFORMATION (13% TAX):

22	Online Sports Wagering Loss Carryforward - End of Prior Month	(3,891)
23	Online Sports Wagering Loss Carryforward Applied to Current Month	3,891
24	Online Sports Wagering Loss - Current Month	-
25	Online Sports Wagering Loss Carryforward - End of Current Month	-

26	Total Sports Wagering Tax Payment (sum lines 9 and 21)	\$ 48,016
27	Monthly Retail Sports Wagering Promotional Gaming Credits Wagered	-
28	Monthly Online Sports Wagering Promotional Gaming Credits Wagered (DGE-101)	-

FORM MAY NOT FOOT DUE TO ROUNDING

Under penalties of perjury, I declare that I have examined this report, and to the best of my knowledge and belief, it is true and complete.



Frank Pollock

8/12/2024

Date

Casino Accounting Controller 9869-11

Title and License Number

**OCEAN CASINO RESORT  
ONLINE SPORTS WAGERING SKIN DETAIL REPORT  
FOR THE MONTH OF JULY 2024**

**ONLINE SPORTS WAGERING DETAIL BY SKIN**

Line	Description	TIPICO Gross Revenue	PRIME Gross Revenue	Gross Revenue	Total Gross Revenue
14	Year-to-Date Online Sports Wagering Gross Revenue	\$ 1,599,204	\$ 392,879	\$ -	\$ 1,992,083
15	Less: Prior Month's Year-to-Date Online Sports Wagering Gross Revenue	1,597,981	(5,182)	-	1,592,799
16	Monthly Online Sports Wagering Gross Revenue	1,223	398,061	-	399,284

**RESORTS CASINO HOTEL (DGMB CASINO, LLC)  
MONTHLY SPORTS WAGERING TAX RETURN  
FOR THE MONTH OF JULY 2024**

**SPORTS WAGERING - RETAIL**

Line (a)	Description (b)	Gross Revenue/Tax (c)
1	Year-to-Date Retail Sports Wagering Gross Revenue	\$ (138,721)
2	Less: Last Month's Year-to-Date Retail Sports Wagering Gross Revenue	(261,088)
3	Monthly Retail Sports Wagering Gross Revenue	122,367
4	Monthly Adjustments	-
5	Monthly Retail Sports Wagering Promotional Gaming Credit Deduction	-
6	Monthly Taxable Retail Sports Wagering Gross Revenue	122,367
7	Monthly 8.5% Tax on Retail Sports Wagering Gross Revenue	10,401
8	Less: Retail Sports Wagering Loss Carryforward Applied (if applicable)	(10,401)
9	Total Retail Sports Wagering Tax Payment for this Month	-

**LOSS CARRYFORWARD INFORMATION (8.5% TAX):**

10	Retail Sports Wagering Loss Carryforward - End of Prior Month	(51,858)
11	Retail Sports Wagering Loss Carryforward Applied to Current Month	10,401
12	Retail Sports Wagering Loss - Current Month	-
13	Retail Sports Wagering Loss Carryforward - End of Current Month	(41,457)

**SPORTS WAGERING - ONLINE**

Line (a)	Description (b)	Gross Revenue/Tax (c)
14	Year-to-Date Online Sports Wagering Gross Revenue	\$ -
15	Less: Last Month's Year-to-Date Online Sports Wagering Gross Revenue	-
16	Monthly Online Sports Wagering Gross Revenue	-
17	Monthly Adjustments	-
18	Monthly Taxable Online Sports Wagering Gross Revenue	-
19	Monthly 13% Tax on Online Sports Wagering Gross Revenue	-
20	Less: Online Sports Wagering Loss Applied from Prior Month (if applicable)	-
21	Total Online Sports Wagering Tax Payment for this Month	-

**LOSS CARRYFORWARD INFORMATION (13% TAX):**

22	Online Sports Wagering Loss Carryforward - End of Prior Month	-
23	Online Sports Wagering Loss Carryforward Applied to Current Month	-
24	Online Sports Wagering Loss - Current Month	-
25	Online Sports Wagering Loss Carryforward - End of Current Month	-

26	Total Sports Wagering Tax Payment (sum lines 9 and 21)	\$ -
27	Monthly Retail Sports Wagering Promotional Gaming Credits Wagered	-
28	Monthly Online Sports Wagering Promotional Gaming Credits Wagered (DGE-101)	-

FORM MAY NOT FOOT DUE TO ROUNDING

Under penalties of perjury, I declare that I have examined this report, and to the best of my knowledge and belief, it is true and complete.



Christopher Crane

8/8/2024

Date

DIR. OF OPERATIONAL ACCOUNTING (10651-11)

Title and License Number

**RESORTS DIGITAL GAMING, LLC**  
**MONTHLY SPORTS WAGERING TAX RETURN**  
**FOR THE MONTH OF JULY 2024**

**SPORTS WAGERING - RETAIL**

Line (a)	Description (b)	Gross Revenue/Tax (c)
1	Year-to-Date Retail Sports Wagering Gross Revenue	\$ -
2	Less: Last Month's Year-to-Date Retail Sports Wagering Gross Revenue	-
3	Monthly Retail Sports Wagering Gross Revenue	-
4	Monthly Adjustments	-
5	Monthly Retail Sports Wagering Promotional Gaming Credit Deduction	-
6	Monthly Taxable Retail Sports Wagering Gross Revenue	-
7	Monthly 8.5% Tax on Retail Sports Wagering Gross Revenue	-
8	Less: Retail Sports Wagering Loss Carryforward Applied (if applicable)	-
9	Total Retail Sports Wagering Tax Payment for this Month	-

**LOSS CARRYFORWARD INFORMATION (8.5% TAX):**

10	Retail Sports Wagering Loss Carryforward - End of Prior Month	-
11	Retail Sports Wagering Loss Carryforward Applied to Current Month	-
12	Retail Sports Wagering Loss - Current Month	-
13	Retail Sports Wagering Loss Carryforward - End of Current Month	-

**SPORTS WAGERING - ONLINE**

Line (a)	Description (b)	Gross Revenue/Tax (c)
14	Year-to-Date Online Sports Wagering Gross Revenue	\$ 163,396,128
15	Less: Last Month's Year-to-Date Online Sports Wagering Gross Revenue	137,448,964
16	Monthly Online Sports Wagering Gross Revenue	25,947,164
17	Monthly Adjustments	95,041
18	Monthly Taxable Online Sports Wagering Gross Revenue	26,042,205
19	Monthly 13% Tax on Online Sports Wagering Gross Revenue	3,385,487
20	Less: Online Sports Wagering Loss Applied from Prior Month (if applicable)	-
21	Total Online Sports Wagering Tax Payment for this Month	3,385,487

**LOSS CARRYFORWARD INFORMATION (13% TAX):**

22	Online Sports Wagering Loss Carryforward - End of Prior Month	-
23	Online Sports Wagering Loss Carryforward Applied to Current Month	-
24	Online Sports Wagering Loss - Current Month	-
25	Online Sports Wagering Loss Carryforward - End of Current Month	-

26	Total Sports Wagering Tax Payment (sum lines 9 and 21)	\$ 3,385,487
----	--	--------------

27	Monthly Retail Sports Wagering Promotional Gaming Credits Wagered	-
28	Monthly Online Sports Wagering Promotional Gaming Credits Wagered (DGE-101)	-

FORM MAY NOT FOOT DUE TO ROUNDING

Under penalties of perjury, I declare that I have examined this report, and to the best of my knowledge and belief, it is true and complete.



\_\_\_\_\_  
Brian Fogler

8/10/2024

\_\_\_\_\_  
Date

\_\_\_\_\_  
Director of Finance & Operations 010516-11

\_\_\_\_\_  
Title and License Number



**RESORTS DIGITAL GAMING, LLC**  
**ONLINE SPORTS WAGERING SKIN DETAIL REPORT**  
**FOR THE MONTH OF JULY 2024**

**ONLINE SPORTS WAGERING DETAIL BY SKIN**

Line	Description	DRAFTKINGS Gross Revenue	Gross Revenue	Gross Revenue	Total Gross Revenue
14	Year-to-Date Online Sports Wagering Gross Revenue	\$ 163,396,128	\$ -	\$ -	\$ 163,396,128
15	Less: Prior Month's Year-to-Date Online Sports Wagering Gross Revenue	137,448,964	-	-	137,448,964
16	Monthly Online Sports Wagering Gross Revenue	25,947,164	-	-	25,947,164

# TROPICANA CASINO & RESORT MONTHLY SPORTS WAGERING TAX RETURN FOR THE MONTH OF JULY 2024

## SPORTS WAGERING - RETAIL

Line (a)	Description (b)	Gross Revenue/Tax (c)
1	Year-to-Date Retail Sports Wagering Gross Revenue	\$ 503,977
2	Less: Last Month's Year-to-Date Retail Sports Wagering Gross Revenue	398,880
3	Monthly Retail Sports Wagering Gross Revenue	105,097
4	Monthly Adjustments	59
5	Monthly Retail Sports Wagering Promotional Gaming Credit Deduction	-
6	Monthly Taxable Retail Sports Wagering Gross Revenue	105,156
7	Monthly 8.5% Tax on Retail Sports Wagering Gross Revenue	8,938
8	Less: Retail Sports Wagering Loss Carryforward Applied (if applicable)	-
9	Total Retail Sports Wagering Tax Payment for this Month	8,938

## LOSS CARRYFORWARD INFORMATION (8.5% TAX):

10	Retail Sports Wagering Loss Carryforward - End of Prior Month	-
11	Retail Sports Wagering Loss Carryforward Applied to Current Month	-
12	Retail Sports Wagering Loss - Current Month	-
13	Retail Sports Wagering Loss Carryforward - End of Current Month	-

## SPORTS WAGERING - ONLINE

Line (a)	Description (b)	Gross Revenue/Tax (c)
14	Year-to-Date Online Sports Wagering Gross Revenue	\$ -
15	Less: Last Month's Year-to-Date Online Sports Wagering Gross Revenue	-
16	Monthly Online Sports Wagering Gross Revenue	-
17	Monthly Adjustments	-
18	Monthly Taxable Online Sports Wagering Gross Revenue	-
19	Monthly 13% Tax on Online Sports Wagering Gross Revenue	-
20	Less: Online Sports Wagering Loss Applied from Prior Month (if applicable)	-
21	Total Online Sports Wagering Tax Payment for this Month	-

## LOSS CARRYFORWARD INFORMATION (13% TAX):

22	Online Sports Wagering Loss Carryforward - End of Prior Month	-
23	Online Sports Wagering Loss Carryforward Applied to Current Month	-
24	Online Sports Wagering Loss - Current Month	-
25	Online Sports Wagering Loss Carryforward - End of Current Month	-

26	Total Sports Wagering Tax Payment (sum lines 9 and 21)	\$ 8,938
27	Monthly Retail Sports Wagering Promotional Gaming Credits Wagered	-
28	Monthly Online Sports Wagering Promotional Gaming Credits Wagered (DGE-101)	-

FORM MAY NOT FOOT DUE TO ROUNDING

Under penalties of perjury, I declare that I have examined this report, and to the best of my knowledge and belief, it is true and complete.



8/9/24

Date

Operations Controller 009569-11

Title and License Number

# TROPICANA CASINO & RESORT MONTHLY SPORTS WAGERING TAX RETURN FOR THE MONTH OF JULY 2024

## SPORTS WAGERING - RETAIL

Line (a)	Description (b)	Gross Revenue/Tax (c)
1	Year-to-Date Retail Sports Wagering Gross Revenue	\$ -
2	Less: Last Month's Year-to-Date Retail Sports Wagering Gross Revenue	-
3	Monthly Retail Sports Wagering Gross Revenue	-
4	Monthly Adjustments	-
5	Monthly Retail Sports Wagering Promotional Gaming Credit Deduction	-
6	Monthly Taxable Retail Sports Wagering Gross Revenue	-
7	Monthly 8.5% Tax on Retail Sports Wagering Gross Revenue	-
8	Less: Retail Sports Wagering Loss Carryforward Applied (if applicable)	-
9	Total Retail Sports Wagering Tax Payment for this Month	-

## LOSS CARRYFORWARD INFORMATION (8.5% TAX):

10	Retail Sports Wagering Loss Carryforward - End of Prior Month	-
11	Retail Sports Wagering Loss Carryforward Applied to Current Month	-
12	Retail Sports Wagering Loss - Current Month	-
13	Retail Sports Wagering Loss Carryforward - End of Current Month	-

## SPORTS WAGERING - ONLINE

Line (a)	Description (b)	Gross Revenue/Tax (c)
14	Year-to-Date Online Sports Wagering Gross Revenue	\$ 16,197,895
15	Less: Last Month's Year-to-Date Online Sports Wagering Gross Revenue	13,282,957
16	Monthly Online Sports Wagering Gross Revenue	2,914,938
17	Monthly Adjustments	-
18	Monthly Taxable Online Sports Wagering Gross Revenue	2,914,938
19	Monthly 13% Tax on Online Sports Wagering Gross Revenue	378,942
20	Less: Online Sports Wagering Loss Applied from Prior Month (if applicable)	-
21	Total Online Sports Wagering Tax Payment for this Month	378,942

## LOSS CARRYFORWARD INFORMATION (13% TAX):

22	Online Sports Wagering Loss Carryforward - End of Prior Month	-
23	Online Sports Wagering Loss Carryforward Applied to Current Month	-
24	Online Sports Wagering Loss - Current Month	-
25	Online Sports Wagering Loss Carryforward - End of Current Month	-

26	Total Sports Wagering Tax Payment (sum lines 9 and 21)	\$ 378,942
27	Monthly Retail Sports Wagering Promotional Gaming Credits Wagered	-
28	Monthly Online Sports Wagering Promotional Gaming Credits Wagered (DGE-101)	-

FORM MAY NOT FOOT DUE TO ROUNDING

Under penalties of perjury, I declare that I have examined this report, and to the best of my knowledge and belief, it is true and complete.

*Cheryl Francese*

Cheryl Francese

8/9/2024

Date

Vice President of Finance Caesars Digital (#010834-11)

Title and License Number

**TROPICANA CASINO & RESORT  
ONLINE SPORTS WAGERING SKIN DETAIL REPORT  
FOR THE MONTH OF JULY 2024**

**ONLINE SPORTS WAGERING DETAIL BY SKIN**

Line	Description	Caesars Sportsbook Gross Revenue	Gross Revenue	Gross Revenue	Total Gross Revenue
14	Year-to-Date Online Sports Wagering Gross Revenue	\$ 16,197,895	\$ -	\$ -	\$ 16,197,895
15	Less: Prior Month's Year-to-Date Online Sports Wagering Gross Revenue	13,282,957	-	-	13,282,957
16	Monthly Online Sports Wagering Gross Revenue	2,914,938	-	-	2,914,938

**FR PARK RACING, LP (FREEHOLD RACEWAY)  
MONTHLY SPORTS WAGERING TAX RETURN  
FOR THE MONTH OF JULY 2024**

**SPORTS WAGERING - RETAIL**

Line (a)	Description (b)	Gross Revenue/Tax (c)
1	Year-to-Date Retail Sports Wagering Gross Revenue	\$ 771,856
2	Less: Last Month's Year-to-Date Retail Sports Wagering Gross Revenue	739,374
3	Monthly Retail Sports Wagering Gross Revenue	32,482
4	Monthly Adjustments	2,007
5	Monthly Retail Sports Wagering Promotional Gaming Credit Deduction	-
6	Monthly Taxable Retail Sports Wagering Gross Revenue	34,489
7	Monthly 8.5% Tax on Retail Sports Wagering Gross Revenue	2,932
8	Less: Retail Sports Wagering Loss Carryforward Applied (if applicable)	(50)
9	Total Retail Sports Wagering Tax Payment for this Month	2,882

**LOSS CARRYFORWARD INFORMATION (8.5% TAX):**

10	Retail Sports Wagering Loss Carryforward - End of Prior Month	(50)
11	Retail Sports Wagering Loss Carryforward Applied to Current Month	50
12	Retail Sports Wagering Loss - Current Month	-
13	Retail Sports Wagering Loss Carryforward - End of Current Month	-

**SPORTS WAGERING - ONLINE**

Line (a)	Description (b)	Gross Revenue/Tax (c)
14	Year-to-Date Online Sports Wagering Gross Revenue	\$ 10,274,992
15	Less: Last Month's Year-to-Date Online Sports Wagering Gross Revenue	7,837,853
16	Monthly Online Sports Wagering Gross Revenue	2,437,139
17	Monthly Adjustments	7,500
18	Monthly Taxable Online Sports Wagering Gross Revenue	2,444,639
19	Monthly 13% Tax on Online Sports Wagering Gross Revenue	317,803
20	Less: Online Sports Wagering Loss Applied from Prior Month (if applicable)	-
21	Total Online Sports Wagering Tax Payment for this Month	317,803

**LOSS CARRYFORWARD INFORMATION (13% TAX):**

22	Online Sports Wagering Loss Carryforward - End of Prior Month	-
23	Online Sports Wagering Loss Carryforward Applied to Current Month	-
24	Online Sports Wagering Loss - Current Month	-
25	Online Sports Wagering Loss Carryforward - End of Current Month	-

26	Total Sports Wagering Tax Payment (sum lines 9 and 21)	\$ 320,685
27	Monthly Retail Sports Wagering Promotional Gaming Credits Wagered	-
28	Monthly Online Sports Wagering Promotional Gaming Credits Wagered (DGE-101)	-

FORM MAY NOT FOOT DUE TO ROUNDING

Under penalties of perjury, I declare that I have examined this report, and to the best of my knowledge and belief, it is true and complete.



\_\_\_\_\_  
Mark Rosenthal

8/6/2024

\_\_\_\_\_  
Date

\_\_\_\_\_  
CFO (10349-11)

\_\_\_\_\_  
Title and License Number

**FR PARK RACING, LP (FREEHOLD RACEWAY)  
ONLINE SPORTS WAGERING SKIN DETAIL REPORT  
FOR THE MONTH OF JULY 2024**

**ONLINE SPORTS WAGERING DETAIL BY SKIN**

Line	Description	ESPN BET Gross Revenue	PLAYUP Gross Revenue	BETPARX Gross Revenue	Total Gross Revenue
14	Year-to-Date Online Sports Wagering Gross Revenue	\$ 9,237,736	\$ (80)	\$ 1,037,336	\$ 10,274,992
15	Less: Prior Month's Year-to-Date Online Sports Wagering Gross Revenue	6,800,597	(80)	1,037,336	7,837,853
16	Monthly Online Sports Wagering Gross Revenue	2,437,139	-	-	2,437,139

# NEW MEADOWLANDS RACETRACK LLC MONTHLY SPORTS WAGERING TAX RETURN FOR THE MONTH OF JULY 2024

## SPORTS WAGERING - RETAIL

Line (a)	Description (b)	Gross Revenue/Tax (c)
1	Year-to-Date Retail Sports Wagering Gross Revenue	\$ 12,699,142
2	Less: Last Month's Year-to-Date Retail Sports Wagering Gross Revenue	\$ 12,002,559
3	Monthly Retail Sports Wagering Gross Revenue	696,583
4	Monthly Adjustments	130
5	Monthly Retail Sports Wagering Promotional Gaming Credit Deduction	-
6	Monthly Taxable Retail Sports Wagering Gross Revenue	696,713
7	Monthly 8.5% Tax on Retail Sports Wagering Gross Revenue	59,221
8	Less: Retail Sports Wagering Loss Carryforward Applied (if applicable)	-
9	Total Retail Sports Wagering Tax Payment for this Month	59,221

## LOSS CARRYFORWARD INFORMATION (8.5% TAX):

10	Retail Sports Wagering Loss Carryforward - End of Prior Month	-
11	Retail Sports Wagering Loss Carryforward Applied to Current Month	-
12	Retail Sports Wagering Loss - Current Month	-
13	Retail Sports Wagering Loss Carryforward - End of Current Month	-

## SPORTS WAGERING - ONLINE

Line (a)	Description (b)	Gross Revenue/Tax (c)
14	Year-to-Date Online Sports Wagering Gross Revenue	\$ 361,355,089
15	Less: Last Month's Year-to-Date Online Sports Wagering Gross Revenue	329,381,780
16	Monthly Online Sports Wagering Gross Revenue	31,973,309
17	Monthly Adjustments	-
18	Monthly Taxable Online Sports Wagering Gross Revenue	31,973,309
19	Monthly 13% Tax on Online Sports Wagering Gross Revenue	4,156,530
20	Less: Online Sports Wagering Loss Applied from Prior Month (if applicable)	-
21	Total Online Sports Wagering Tax Payment for this Month	4,156,530

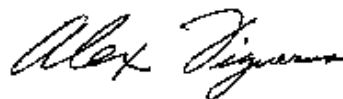
## LOSS CARRYFORWARD INFORMATION (13% TAX):

22	Online Sports Wagering Loss Carryforward - End of Prior Month	-
23	Online Sports Wagering Loss Carryforward Applied to Current Month	-
24	Online Sports Wagering Loss - Current Month	-
25	Online Sports Wagering Loss Carryforward - End of Current Month	-

26	Total Sports Wagering Tax Payment (sum lines 9 and 21)	\$ 4,215,751
27	Monthly Retail Sports Wagering Promotional Gaming Credits Wagered	-
28	Monthly Online Sports Wagering Promotional Gaming Credits Wagered (DGE-101)	-

FORM MAY NOT FOOT DUE TO ROUNDING

Under penalties of perjury, I declare that I have examined this report, and to the best of my knowledge and belief, it is true and complete.



\_\_\_\_\_  
Alex Figueras

8/9/2024

\_\_\_\_\_  
Date

\_\_\_\_\_  
Chief Financial Officer (10031-11)

\_\_\_\_\_  
Title and License Number

**NEW MEADOWLANDS RACETRACK LLC  
ONLINE SPORTS WAGERING SKIN DETAIL REPORT  
FOR THE MONTH OF JULY 2024**

**ONLINE SPORTS WAGERING DETAIL BY SKIN**

Line	Description	FANDUEL Gross Revenue	POINTSBET Gross Revenue	SUPERBOOK Gross Revenue	Total Gross Revenue
14	Year-to-Date Online Sports Wagering Gross Revenue	\$ 272,487,542	\$ 88,345,472	\$ 522,075	\$ 361,355,089
15	Less: Prior Month's Year-to-Date Online Sports Wagering Gross Revenue	240,554,727	88,345,472	481,581	329,381,780
16	Monthly Online Sports Wagering Gross Revenue	31,932,815	-	40,494	31,973,309



# DARBY DEVELOPMENT (MONMOUTH PARK) MONTHLY SPORTS WAGERING TAX RETURN FOR THE MONTH OF JULY 2024

## SPORTS WAGERING - RETAIL

Line (a)	Description (b)	Gross Revenue/Tax (c)
1	Year-to-Date Retail Sports Wagering Gross Revenue	\$ 1,853,686
2	Less: Last Month's Year-to-Date Retail Sports Wagering Gross Revenue	1,390,559
3	Monthly Retail Sports Wagering Gross Revenue	463,127
4	Monthly Adjustments	31
5	Monthly Retail Sports Wagering Promotional Gaming Credit Deduction	-
6	Monthly Taxable Retail Sports Wagering Gross Revenue	463,158
7	Monthly 8.5% Tax on Retail Sports Wagering Gross Revenue	39,368
8	Less: Retail Sports Wagering Loss Carryforward Applied (if applicable)	(5,459)
9	Total Retail Sports Wagering Tax Payment for this Month	33,909

## LOSS CARRYFORWARD INFORMATION (8.5% TAX):

10	Retail Sports Wagering Loss Carryforward - End of Prior Month	(5,459)
11	Retail Sports Wagering Loss Carryforward Applied to Current Month	5,459
12	Retail Sports Wagering Loss - Current Month	-
13	Retail Sports Wagering Loss Carryforward - End of Current Month	-

## SPORTS WAGERING - ONLINE

Line (a)	Description (b)	Gross Revenue/Tax (c)
14	Year-to-Date Online Sports Wagering Gross Revenue	\$ 8,508,703
15	Less: Last Month's Year-to-Date Online Sports Wagering Gross Revenue	7,133,155
16	Monthly Online Sports Wagering Gross Revenue	1,375,548
17	Monthly Adjustments	-
18	Monthly Taxable Online Sports Wagering Gross Revenue	1,375,548
19	Monthly 13% Tax on Online Sports Wagering Gross Revenue	178,821
20	Less: Online Sports Wagering Loss Applied from Prior Month (if applicable)	-
21	Total Online Sports Wagering Tax Payment for this Month	178,821

## LOSS CARRYFORWARD INFORMATION (13% TAX):

22	Online Sports Wagering Loss Carryforward - End of Prior Month	-
23	Online Sports Wagering Loss Carryforward Applied to Current Month	-
24	Online Sports Wagering Loss - Current Month	-
25	Online Sports Wagering Loss Carryforward - End of Current Month	-

26	Total Sports Wagering Tax Payment (sum lines 9 and 21)	\$ 212,730
27	Monthly Retail Sports Wagering Promotional Gaming Credits Wagered	-
28	Monthly Online Sports Wagering Promotional Gaming Credits Wagered (DGE-101)	-

FORM MAY NOT FOOT DUE TO ROUNDING

Under penalties of perjury, I declare that I have examined this report, and to the best of my knowledge and belief, it is true and complete.



Bill Knauf

8/9/2024

Date

VP of Business Operations (9963-11)

Title and License Number

**DARBY DEVELOPMENT (MONMOUTH PARK)  
ONLINE SPORTS WAGERING SKIN DETAIL REPORT  
FOR THE MONTH OF JULY 2024**

**ONLINE SPORTS WAGERING DETAIL BY SKIN**

Line	Description	Caesars Sportsbook Gross Revenue	BETRIVERS Gross Revenue	Gross Revenue	Total Gross Revenue
14	Year-to-Date Online Sports Wagering Gross Revenue	\$ 2,627,149	\$ 5,881,554	\$ -	\$ 8,508,703
15	Less: Prior Month's Year-to-Date Online Sports Wagering Gross Revenue	2,179,970	4,953,185	-	7,133,155
16	Monthly Online Sports Wagering Gross Revenue	447,179	928,369	-	1,375,548