

**PREMIER ENTERTAINMENT AC, LLC DBA BALLY'S AC
MONTHLY SPORTS WAGERING TAX RETURN
FOR THE MONTH OF MARCH 2024**

SPORTS WAGERING - RETAIL

Line (a)	Description (b)	Gross Revenue/Tax (c)
1	Year-to-Date Retail Sports Wagering Gross Revenue	\$ (18,314)
2	Less: Last Month's Year-to-Date Retail Sports Wagering Gross Revenue	(38,549)
3	Monthly Retail Sports Wagering Gross Revenue	20,235
4	Monthly Adjustments	-
5	Monthly Retail Sports Wagering Promotional Gaming Credit Deduction	-
6	Monthly Taxable Retail Sports Wagering Gross Revenue	20,235
7	Monthly 8.5% Tax on Retail Sports Wagering Gross Revenue	1,720
8	Less: Retail Sports Wagering Loss Carryforward Applied (if applicable)	(1,720)
9	Total Retail Sports Wagering Tax Payment for this Month	-

LOSS CARRYFORWARD INFORMATION (8.5% TAX):

10	Retail Sports Wagering Loss Carryforward - End of Prior Month	(3,277)
11	Retail Sports Wagering Loss Carryforward Applied to Current Month	1,720
12	Retail Sports Wagering Loss - Current Month	-
13	Retail Sports Wagering Loss Carryforward - End of Current Month	(1,557)

SPORTS WAGERING - ONLINE

Line (a)	Description (b)	Gross Revenue/Tax (c)
14	Year-to-Date Online Sports Wagering Gross Revenue	\$ (19,917)
15	Less: Last Month's Year-to-Date Online Sports Wagering Gross Revenue	167,976
16	Monthly Online Sports Wagering Gross Revenue	(187,893)
17	Monthly Adjustments	-
18	Monthly Taxable Online Sports Wagering Gross Revenue	(187,893)
19	Monthly 13% Tax on Online Sports Wagering Gross Revenue	(24,426)
20	Less: Online Sports Wagering Loss Applied from Prior Month (if applicable)	-
21	Total Online Sports Wagering Tax Payment for this Month	-

LOSS CARRYFORWARD INFORMATION (13% TAX):

22	Online Sports Wagering Loss Carryforward - End of Prior Month	(53,806)
23	Online Sports Wagering Loss Carryforward Applied to Current Month	-
24	Online Sports Wagering Loss - Current Month	(24,426)
25	Online Sports Wagering Loss Carryforward - End of Current Month	(78,232)

26	Total Sports Wagering Tax Payment (sum lines 9 and 21)	\$ -
27	Monthly Retail Sports Wagering Promotional Gaming Credits Wagered	-
28	Monthly Online Sports Wagering Promotional Gaming Credits Wagered (DGE-101)	-

FORM MAY NOT FOOT DUE TO ROUNDING

Under penalties of perjury, I declare that I have examined this report, and to the best of my knowledge and belief, it is true and complete.

Kathleen L. Worth

Kathleen Worth

4/8/2024

Date

Operations Controller 6896-11

Title and License Number

**PREMIER ENTERTAINMENT AC, LLC DBA BALLY'S AC
ONLINE SPORTS WAGERING SKIN DETAIL REPORT
FOR THE MONTH OF MARCH 2024**

ONLINE SPORTS WAGERING DETAIL BY SKIN

Line	Description	SPORTTRADE Gross Revenue	Gross Revenue	Gross Revenue	Total Gross Revenue
14	Year-to-Date Online Sports Wagering Gross Revenue	\$ (19,917)	\$ -	\$ -	\$ (19,917)
15	Less: Prior Month's Year-to-Date Online Sports Wagering Gross Revenue	167,976	-	-	167,976
16	Monthly Online Sports Wagering Gross Revenue	(187,893)	-	-	(187,893)

BORGATA HOTEL CASINO & SPA
MONTHLY SPORTS WAGERING TAX RETURN
FOR THE MONTH OF MARCH 2024

SPORTS WAGERING - RETAIL

Line (a)	Description (b)	Gross Revenue/Tax (c)
1	Year-to-Date Retail Sports Wagering Gross Revenue	\$ 172,088
2	Less: Last Month's Year-to-Date Retail Sports Wagering Gross Revenue	28,076
3	Monthly Retail Sports Wagering Gross Revenue	144,012
4	Monthly Adjustments	-
5	Monthly Retail Sports Wagering Promotional Gaming Credit Deduction	-
6	Monthly Taxable Retail Sports Wagering Gross Revenue	144,012
7	Monthly 8.5% Tax on Retail Sports Wagering Gross Revenue	12,241
8	Less: Retail Sports Wagering Loss Carryforward Applied (if applicable)	-
9	Total Retail Sports Wagering Tax Payment for this Month	12,241

LOSS CARRYFORWARD INFORMATION (8.5% TAX):

10	Retail Sports Wagering Loss Carryforward - End of Prior Month	-
11	Retail Sports Wagering Loss Carryforward Applied to Current Month	-
12	Retail Sports Wagering Loss - Current Month	-
13	Retail Sports Wagering Loss Carryforward - End of Current Month	-

SPORTS WAGERING - ONLINE

Line (a)	Description (b)	Gross Revenue/Tax (c)
14	Year-to-Date Online Sports Wagering Gross Revenue	\$ 18,584,640
15	Less: Last Month's Year-to-Date Online Sports Wagering Gross Revenue	12,470,721
16	Monthly Online Sports Wagering Gross Revenue	6,113,919
17	Monthly Adjustments	-
18	Monthly Taxable Online Sports Wagering Gross Revenue	6,113,919
19	Monthly 13% Tax on Online Sports Wagering Gross Revenue	794,809
20	Less: Online Sports Wagering Loss Applied from Prior Month (if applicable)	-
21	Total Online Sports Wagering Tax Payment for this Month	794,809

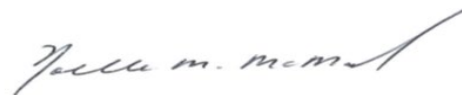
LOSS CARRYFORWARD INFORMATION (13% TAX):

22	Online Sports Wagering Loss Carryforward - End of Prior Month	-
23	Online Sports Wagering Loss Carryforward Applied to Current Month	-
24	Online Sports Wagering Loss - Current Month	-
25	Online Sports Wagering Loss Carryforward - End of Current Month	-

26	Total Sports Wagering Tax Payment (sum lines 9 and 21)	\$ 807,050
27	Monthly Retail Sports Wagering Promotional Gaming Credits Wagered	-
28	Monthly Online Sports Wagering Promotional Gaming Credits Wagered (DGE-101)	-

FORM MAY NOT FOOT DUE TO ROUNDING

Under penalties of perjury, I declare that I have examined this report, and to the best of my knowledge and belief, it is true and complete.



Noelle M. McManus

4/5/2024

Date

Casino Controller 9751-11
 Title and License Number

**BORGATA HOTEL CASINO & SPA
ONLINE SPORTS WAGERING SKIN DETAIL REPORT
FOR THE MONTH OF MARCH 2024**

ONLINE SPORTS WAGERING DETAIL BY SKIN

Line	Description	BETMGM Gross Revenue	BORGATA Gross Revenue	Gross Revenue	Total Gross Revenue
14	Year-to-Date Online Sports Wagering Gross Revenue	\$ 16,977,546	\$ 1,607,094	\$ -	\$ 18,584,640
15	Less: Prior Month's Year-to-Date Online Sports Wagering Gross Revenue	11,083,071	1,387,650	-	12,470,721
16	Monthly Online Sports Wagering Gross Revenue	5,894,475	219,444	-	6,113,919

**CAESARS ATLANTIC CITY
MONTHLY SPORTS WAGERING TAX RETURN
FOR THE MONTH OF MARCH 2024**

SPORTS WAGERING - RETAIL

Line (a)	Description (b)	Gross Revenue/Tax (c)
1	Year-to-Date Retail Sports Wagering Gross Revenue	\$ (264,808)
2	Less: Last Month's Year-to-Date Retail Sports Wagering Gross Revenue	(517,067)
3	Monthly Retail Sports Wagering Gross Revenue	252,259
4	Monthly Adjustments	145
5	Monthly Retail Sports Wagering Promotional Gaming Credit Deduction	-
6	Monthly Taxable Retail Sports Wagering Gross Revenue	252,404
7	Monthly 8.5% Tax on Retail Sports Wagering Gross Revenue	21,454
8	Less: Retail Sports Wagering Loss Carryforward Applied (if applicable)	(21,454)
9	Total Retail Sports Wagering Tax Payment for this Month	-

LOSS CARRYFORWARD INFORMATION (8.5% TAX):

10	Retail Sports Wagering Loss Carryforward - End of Prior Month	(43,940)
11	Retail Sports Wagering Loss Carryforward Applied to Current Month	21,454
12	Retail Sports Wagering Loss - Current Month	-
13	Retail Sports Wagering Loss Carryforward - End of Current Month	(22,486)

SPORTS WAGERING - ONLINE

Line (a)	Description (b)	Gross Revenue/Tax (c)
14	Year-to-Date Online Sports Wagering Gross Revenue	\$ -
15	Less: Last Month's Year-to-Date Online Sports Wagering Gross Revenue	-
16	Monthly Online Sports Wagering Gross Revenue	-
17	Monthly Adjustments	-
18	Monthly Taxable Online Sports Wagering Gross Revenue	-
19	Monthly 13% Tax on Online Sports Wagering Gross Revenue	-
20	Less: Online Sports Wagering Loss Applied from Prior Month (if applicable)	-
21	Total Online Sports Wagering Tax Payment for this Month	-


LOSS CARRYFORWARD INFORMATION (13% TAX):

22	Online Sports Wagering Loss Carryforward - End of Prior Month	-
23	Online Sports Wagering Loss Carryforward Applied to Current Month	-
24	Online Sports Wagering Loss - Current Month	-
25	Online Sports Wagering Loss Carryforward - End of Current Month	-

26	Total Sports Wagering Tax Payment (sum lines 9 and 21)	\$ -
27	Monthly Retail Sports Wagering Promotional Gaming Credits Wagered	-
28	Monthly Online Sports Wagering Promotional Gaming Credits Wagered (DGE-101)	-

FORM MAY NOT FOOT DUE TO ROUNDING

Under penalties of perjury, I declare that I have examined this report, and to the best of my knowledge and belief, it is true and complete.



ANGELA BIANCHINI

4/5/2024

Date

OPERATIONS CONTROLLER (8454-11)

Title and License Number

GOLDEN NUGGET MONTHLY SPORTS WAGERING TAX RETURN FOR THE MONTH OF MARCH 2024

SPORTS WAGERING - RETAIL

Line (a)	Description (b)	Gross Revenue/Tax (c)
1	Year-to-Date Retail Sports Wagering Gross Revenue	\$ (49,724)
2	Less: Last Month's Year-to-Date Retail Sports Wagering Gross Revenue	16,863
3	Monthly Retail Sports Wagering Gross Revenue	(66,587)
4	Monthly Adjustments	-
5	Monthly Retail Sports Wagering Promotional Gaming Credit Deduction	-
6	Monthly Taxable Retail Sports Wagering Gross Revenue	(66,587)
7	Monthly 8.5% Tax on Retail Sports Wagering Gross Revenue	(5,660)
8	Less: Retail Sports Wagering Loss Carryforward Applied (if applicable)	-
9	Total Retail Sports Wagering Tax Payment for this Month	-

LOSS CARRYFORWARD INFORMATION (8.5% TAX):

10	Retail Sports Wagering Loss Carryforward - End of Prior Month	-
11	Retail Sports Wagering Loss Carryforward Applied to Current Month	-
12	Retail Sports Wagering Loss - Current Month	(5,660)
13	Retail Sports Wagering Loss Carryforward - End of Current Month	(5,660)

SPORTS WAGERING - ONLINE

Line (a)	Description (b)	Gross Revenue/Tax (c)
14	Year-to-Date Online Sports Wagering Gross Revenue	\$ (207,098)
15	Less: Last Month's Year-to-Date Online Sports Wagering Gross Revenue	(91,211)
16	Monthly Online Sports Wagering Gross Revenue	(115,887)
17	Monthly Adjustments	5,899
18	Monthly Taxable Online Sports Wagering Gross Revenue	(109,988)
19	Monthly 13% Tax on Online Sports Wagering Gross Revenue	(14,298)
20	Less: Online Sports Wagering Loss Applied from Prior Month (if applicable)	-
21	Total Online Sports Wagering Tax Payment for this Month	-

LOSS CARRYFORWARD INFORMATION (13% TAX):

22	Online Sports Wagering Loss Carryforward - End of Prior Month	(22,880)
23	Online Sports Wagering Loss Carryforward Applied to Current Month	-
24	Online Sports Wagering Loss - Current Month	(14,298)
25	Online Sports Wagering Loss Carryforward - End of Current Month	(37,178)

26	Total Sports Wagering Tax Payment (sum lines 9 and 21)	\$ -
27	Monthly Retail Sports Wagering Promotional Gaming Credits Wagered	-
28	Monthly Online Sports Wagering Promotional Gaming Credits Wagered (DGE-101)	-

FORM MAY NOT FOOT DUE TO ROUNDING

Under penalties of perjury, I declare that I have examined this report, and to the best of my knowledge and belief, it is true and complete.



John Caruso

4/9/2024

Date

Executive Director of Finance/Controller 8827.11

**GOLDEN NUGGET
ONLINE SPORTS WAGERING SKIN DETAIL REPORT
FOR THE MONTH OF MARCH 2024**

ONLINE SPORTS WAGERING DETAIL BY SKIN

Line	Description	Golden Nugget Online Gaming Gross Revenue	BETWAY Gross Revenue	Gross Revenue	Total Gross Revenue
14	Year-to-Date Online Sports Wagering Gross Revenue	\$ (199,664)	\$ (7,434)	\$ -	\$ (207,098)
15	Less: Prior Month's Year-to-Date Online Sports Wagering Gross Revenue	(198,834)	107,623	-	(91,211)
16	Monthly Online Sports Wagering Gross Revenue	(830)	(115,057)	-	(115,887)

HARD ROCK HOTEL AND CASINO ATLANTIC CITY MONTHLY SPORTS WAGERING TAX RETURN FOR THE MONTH OF MARCH 2024

SPORTS WAGERING - RETAIL

Line (a)	Description (b)	Gross Revenue/Tax (c)
1	Year-to-Date Retail Sports Wagering Gross Revenue	\$ 441,511
2	Less: Last Month's Year-to-Date Retail Sports Wagering Gross Revenue	116,421
3	Monthly Retail Sports Wagering Gross Revenue	325,090
4	Monthly Adjustments	-
5	Monthly Retail Sports Wagering Promotional Gaming Credit Deduction	-
6	Monthly Taxable Retail Sports Wagering Gross Revenue	325,090
7	Monthly 8.5% Tax on Retail Sports Wagering Gross Revenue	27,633
8	Less: Retail Sports Wagering Loss Carryforward Applied (if applicable)	-
9	Total Retail Sports Wagering Tax Payment for this Month	27,633

LOSS CARRYFORWARD INFORMATION (8.5% TAX):

10	Retail Sports Wagering Loss Carryforward - End of Prior Month	-
11	Retail Sports Wagering Loss Carryforward Applied to Current Month	-
12	Retail Sports Wagering Loss - Current Month	-
13	Retail Sports Wagering Loss Carryforward - End of Current Month	-

SPORTS WAGERING - ONLINE

Line (a)	Description (b)	Gross Revenue/Tax (c)
14	Year-to-Date Online Sports Wagering Gross Revenue	\$ 11,534,725
15	Less: Last Month's Year-to-Date Online Sports Wagering Gross Revenue	8,394,925
16	Monthly Online Sports Wagering Gross Revenue	3,139,800
17	Monthly Adjustments	-
18	Monthly Taxable Online Sports Wagering Gross Revenue	3,139,800
19	Monthly 13% Tax on Online Sports Wagering Gross Revenue	408,174
20	Less: Online Sports Wagering Loss Applied from Prior Month (if applicable)	-
21	Total Online Sports Wagering Tax Payment for this Month	408,174

LOSS CARRYFORWARD INFORMATION (13% TAX):

22	Online Sports Wagering Loss Carryforward - End of Prior Month	-
23	Online Sports Wagering Loss Carryforward Applied to Current Month	-
24	Online Sports Wagering Loss - Current Month	-
25	Online Sports Wagering Loss Carryforward - End of Current Month	-

26	Total Sports Wagering Tax Payment (sum lines 9 and 21)	\$ 435,807
27	Monthly Retail Sports Wagering Promotional Gaming Credits Wagered	-
28	Monthly Online Sports Wagering Promotional Gaming Credits Wagered (DGE-101)	-

FORM MAY NOT FOOT DUE TO ROUNDING

Under penalties of perjury, I declare that I have examined this report, and to the best of my knowledge and belief, it is true and complete.

Hetal Mistry

Hetal Mistry

4/8/2024

Date

Casino Controller 10465-11

Title and License Number

**HARD ROCK HOTEL AND CASINO ATLANTIC CITY
ONLINE SPORTS WAGERING SKIN DETAIL REPORT
FOR THE MONTH OF MARCH 2024**

ONLINE SPORTS WAGERING DETAIL BY SKIN

Line	Description	HARD ROCK BET Gross Revenue	BET365 Gross Revenue	UNIBET Gross Revenue	Total Gross Revenue
14	Year-to-Date Online Sports Wagering Gross Revenue	\$ 1,476,875	\$ 9,791,223	\$ 266,627	\$ 11,534,725
15	Less: Prior Month's Year-to-Date Online Sports Wagering Gross Revenue	1,469,524	6,738,701	186,700	8,394,925
16	Monthly Online Sports Wagering Gross Revenue	7,351	3,052,522	79,927	3,139,800

HARRAH'S ATLANTIC CITY MONTHLY SPORTS WAGERING TAX RETURN FOR THE MONTH OF MARCH 2024

SPORTS WAGERING - RETAIL

Line (a)	Description (b)	Gross Revenue/Tax (c)
1	Year-to-Date Retail Sports Wagering Gross Revenue	\$ 260,549
2	Less: Last Month's Year-to-Date Retail Sports Wagering Gross Revenue	103,026
3	Monthly Retail Sports Wagering Gross Revenue	157,523
4	Monthly Adjustments	113
5	Monthly Retail Sports Wagering Promotional Gaming Credit Deduction	-
6	Monthly Taxable Retail Sports Wagering Gross Revenue	157,636
7	Monthly 8.5% Tax on Retail Sports Wagering Gross Revenue	13,399
8	Less: Retail Sports Wagering Loss Carryforward Applied (if applicable)	(1,573)
9	Total Retail Sports Wagering Tax Payment for this Month	11,826

LOSS CARRYFORWARD INFORMATION (8.5% TAX):

10	Retail Sports Wagering Loss Carryforward - End of Prior Month	(1,573)
11	Retail Sports Wagering Loss Carryforward Applied to Current Month	1,573
12	Retail Sports Wagering Loss - Current Month	-
13	Retail Sports Wagering Loss Carryforward - End of Current Month	-

SPORTS WAGERING - ONLINE

Line (a)	Description (b)	Gross Revenue/Tax (c)
14	Year-to-Date Online Sports Wagering Gross Revenue	\$ -
15	Less: Last Month's Year-to-Date Online Sports Wagering Gross Revenue	-
16	Monthly Online Sports Wagering Gross Revenue	-
17	Monthly Adjustments	-
18	Monthly Taxable Online Sports Wagering Gross Revenue	-
19	Monthly 13% Tax on Online Sports Wagering Gross Revenue	-
20	Less: Online Sports Wagering Loss Applied from Prior Month (if applicable)	-
21	Total Online Sports Wagering Tax Payment for this Month	-


LOSS CARRYFORWARD INFORMATION (13% TAX):

22	Online Sports Wagering Loss Carryforward - End of Prior Month	-
23	Online Sports Wagering Loss Carryforward Applied to Current Month	-
24	Online Sports Wagering Loss - Current Month	-
25	Online Sports Wagering Loss Carryforward - End of Current Month	-

26	Total Sports Wagering Tax Payment (sum lines 9 and 21)	\$ 11,826
27	Monthly Retail Sports Wagering Promotional Gaming Credits Wagered	-
28	Monthly Online Sports Wagering Promotional Gaming Credits Wagered (DGE-101)	-

FORM MAY NOT FOOT DUE TO ROUNDING

Under penalties of perjury, I declare that I have examined this report, and to the best of my knowledge and belief, it is true and complete.

 Taalib-deen Muhammad	4/6/2024 Date
---	------------------

Operations Controller (08168-11)
Title and License Number

HARRAH'S ATLANTIC CITY MONTHLY SPORTS WAGERING TAX RETURN FOR THE MONTH OF MARCH 2024

SPORTS WAGERING - RETAIL

Line (a)	Description (b)	Gross Revenue/Tax (c)
1	Year-to-Date Retail Sports Wagering Gross Revenue	\$ -
2	Less: Last Month's Year-to-Date Retail Sports Wagering Gross Revenue	-
3	Monthly Retail Sports Wagering Gross Revenue	-
4	Monthly Adjustments	-
5	Monthly Retail Sports Wagering Promotional Gaming Credit Deduction	-
6	Monthly Taxable Retail Sports Wagering Gross Revenue	-
7	Monthly 8.5% Tax on Retail Sports Wagering Gross Revenue	-
8	Less: Retail Sports Wagering Loss Carryforward Applied (if applicable)	-
9	Total Retail Sports Wagering Tax Payment for this Month	-

LOSS CARRYFORWARD INFORMATION (8.5% TAX):

10	Retail Sports Wagering Loss Carryforward - End of Prior Month	-
11	Retail Sports Wagering Loss Carryforward Applied to Current Month	-
12	Retail Sports Wagering Loss - Current Month	-
13	Retail Sports Wagering Loss Carryforward - End of Current Month	-

SPORTS WAGERING - ONLINE

Line (a)	Description (b)	Gross Revenue/Tax (c)
14	Year-to-Date Online Sports Wagering Gross Revenue	\$ 46,104
15	Less: Last Month's Year-to-Date Online Sports Wagering Gross Revenue	(34,929)
16	Monthly Online Sports Wagering Gross Revenue	81,033
17	Monthly Adjustments	-
18	Monthly Taxable Online Sports Wagering Gross Revenue	81,033
19	Monthly 13% Tax on Online Sports Wagering Gross Revenue	10,534
20	Less: Online Sports Wagering Loss Applied from Prior Month (if applicable)	(10,534)
21	Total Online Sports Wagering Tax Payment for this Month	-

LOSS CARRYFORWARD INFORMATION (13% TAX):

22	Online Sports Wagering Loss Carryforward - End of Prior Month	(52,869)
23	Online Sports Wagering Loss Carryforward Applied to Current Month	10,534
24	Online Sports Wagering Loss - Current Month	-
25	Online Sports Wagering Loss Carryforward - End of Current Month	(42,335)

26	Total Sports Wagering Tax Payment (sum lines 9 and 21)	\$ -
27	Monthly Retail Sports Wagering Promotional Gaming Credits Wagered	-
28	Monthly Online Sports Wagering Promotional Gaming Credits Wagered (DGE-101)	-

FORM MAY NOT FOOT DUE TO ROUNDING

Under penalties of perjury, I declare that I have examined this report, and to the best of my knowledge and belief, it is true and complete.

Cheryl Francese

Cheryl Francese

4/8/2024

Date

Vice President of Finance Caesars Digital (#010834-11)

Title and License Number

**HARRAH'S ATLANTIC CITY
ONLINE SPORTS WAGERING SKIN DETAIL REPORT
FOR THE MONTH OF MARCH 2024**

ONLINE SPORTS WAGERING DETAIL BY SKIN

Line	Description	Prophet Exchange Gross Revenue	Gross Revenue	Gross Revenue	Total Gross Revenue
14	Year-to-Date Online Sports Wagering Gross Revenue	\$ 46,104	\$ -	\$ -	\$ 46,104
15	Less: Prior Month's Year-to-Date Online Sports Wagering Gross Revenue	(34,929)	-	-	(34,929)
16	Monthly Online Sports Wagering Gross Revenue	81,033	-	-	81,033

OCEAN CASINO RESORT MONTHLY SPORTS WAGERING TAX RETURN FOR THE MONTH OF MARCH 2024

SPORTS WAGERING - RETAIL

Line (a)	Description (b)	Gross Revenue/Tax (c)
1	Year-to-Date Retail Sports Wagering Gross Revenue	\$ 98,495
2	Less: Last Month's Year-to-Date Retail Sports Wagering Gross Revenue	73,041
3	Monthly Retail Sports Wagering Gross Revenue	25,454
4	Monthly Adjustments	13
5	Monthly Retail Sports Wagering Promotional Gaming Credit Deduction	-
6	Monthly Taxable Retail Sports Wagering Gross Revenue	25,467
7	Monthly 8.5% Tax on Retail Sports Wagering Gross Revenue	2,165
8	Less: Retail Sports Wagering Loss Carryforward Applied (if applicable)	(807)
9	Total Retail Sports Wagering Tax Payment for this Month	1,358

LOSS CARRYFORWARD INFORMATION (8.5% TAX):

10	Retail Sports Wagering Loss Carryforward - End of Prior Month	(807)
11	Retail Sports Wagering Loss Carryforward Applied to Current Month	807
12	Retail Sports Wagering Loss - Current Month	-
13	Retail Sports Wagering Loss Carryforward - End of Current Month	-

SPORTS WAGERING - ONLINE

Line (a)	Description (b)	Gross Revenue/Tax (c)
14	Year-to-Date Online Sports Wagering Gross Revenue	\$ 1,116,450
15	Less: Last Month's Year-to-Date Online Sports Wagering Gross Revenue	826,096
16	Monthly Online Sports Wagering Gross Revenue	290,354
17	Monthly Adjustments	3
18	Monthly Taxable Online Sports Wagering Gross Revenue	290,357
19	Monthly 13% Tax on Online Sports Wagering Gross Revenue	37,746
20	Less: Online Sports Wagering Loss Applied from Prior Month (if applicable)	-
21	Total Online Sports Wagering Tax Payment for this Month	37,746

LOSS CARRYFORWARD INFORMATION (13% TAX):

22	Online Sports Wagering Loss Carryforward - End of Prior Month	-
23	Online Sports Wagering Loss Carryforward Applied to Current Month	-
24	Online Sports Wagering Loss - Current Month	-
25	Online Sports Wagering Loss Carryforward - End of Current Month	-

26	Total Sports Wagering Tax Payment (sum lines 9 and 21)	\$ 39,104
----	--	-----------

27	Monthly Retail Sports Wagering Promotional Gaming Credits Wagered	-
28	Monthly Online Sports Wagering Promotional Gaming Credits Wagered (DGE-101)	-

FORM MAY NOT FOOT DUE TO ROUNDING

Under penalties of perjury, I declare that I have examined this report, and to the best of my knowledge and belief, it is true and complete.



Frank Pollock

4/10/2024

Date

Casino Accounting Controller 9869-11

Title and License Number

**OCEAN CASINO RESORT
ONLINE SPORTS WAGERING SKIN DETAIL REPORT
FOR THE MONTH OF MARCH 2024**

ONLINE SPORTS WAGERING DETAIL BY SKIN

Line	Description	TIPICO Gross Revenue	PRIME Gross Revenue	Gross Revenue	Total Gross Revenue
14	Year-to-Date Online Sports Wagering Gross Revenue	\$ 1,118,408	\$ (1,958)	\$ -	\$ 1,116,450
15	Less: Prior Month's Year-to-Date Online Sports Wagering Gross Revenue	826,096	-	-	826,096
16	Monthly Online Sports Wagering Gross Revenue	292,312	(1,958)	-	290,354

**RESORTS CASINO HOTEL (DGMB CASINO LLC)
MONTHLY SPORTS WAGERING TAX RETURN
FOR THE MONTH OF MARCH 2024**

SPORTS WAGERING - RETAIL

Line (a)	Description (b)	Gross Revenue/Tax (c)
1	Year-to-Date Retail Sports Wagering Gross Revenue	\$ (2,470)
2	Less: Last Month's Year-to-Date Retail Sports Wagering Gross Revenue	(233,226)
3	Monthly Retail Sports Wagering Gross Revenue	230,756
4	Monthly Adjustments	-
5	Monthly Retail Sports Wagering Promotional Gaming Credit Deduction	-
6	Monthly Taxable Retail Sports Wagering Gross Revenue	230,756
7	Monthly 8.5% Tax on Retail Sports Wagering Gross Revenue	19,614
8	Less: Retail Sports Wagering Loss Carryforward Applied (if applicable)	(19,614)
9	Total Retail Sports Wagering Tax Payment for this Month	-

LOSS CARRYFORWARD INFORMATION (8.5% TAX):

10	Retail Sports Wagering Loss Carryforward - End of Prior Month	(47,105)
11	Retail Sports Wagering Loss Carryforward Applied to Current Month	19,614
12	Retail Sports Wagering Loss - Current Month	-
13	Retail Sports Wagering Loss Carryforward - End of Current Month	(27,491)

SPORTS WAGERING - ONLINE

Line (a)	Description (b)	Gross Revenue/Tax (c)
14	Year-to-Date Online Sports Wagering Gross Revenue	\$ -
15	Less: Last Month's Year-to-Date Online Sports Wagering Gross Revenue	-
16	Monthly Online Sports Wagering Gross Revenue	-
17	Monthly Adjustments	-
18	Monthly Taxable Online Sports Wagering Gross Revenue	-
19	Monthly 13% Tax on Online Sports Wagering Gross Revenue	-
20	Less: Online Sports Wagering Loss Applied from Prior Month (if applicable)	-
21	Total Online Sports Wagering Tax Payment for this Month	-

LOSS CARRYFORWARD INFORMATION (13% TAX):

22	Online Sports Wagering Loss Carryforward - End of Prior Month	-
23	Online Sports Wagering Loss Carryforward Applied to Current Month	-
24	Online Sports Wagering Loss - Current Month	-
25	Online Sports Wagering Loss Carryforward - End of Current Month	-

26	Total Sports Wagering Tax Payment (sum lines 9 and 21)	\$ -
27	Monthly Retail Sports Wagering Promotional Gaming Credits Wagered	-
28	Monthly Online Sports Wagering Promotional Gaming Credits Wagered (DGE-101)	-

FORM MAY NOT FOOT DUE TO ROUNDING

Under penalties of perjury, I declare that I have examined this report, and to the best of my knowledge and belief, it is true and complete.



Christopher Crane

4/9/2024

Date

DIR. OF OPERATIONAL ACCOUNTING (10651-11)

Title and License Number

RESORTS DIGITAL GAMING, LLC
MONTHLY SPORTS WAGERING TAX RETURN
FOR THE MONTH OF MARCH 2024

SPORTS WAGERING - RETAIL

Line (a)	Description (b)	Gross Revenue/Tax (c)
1	Year-to-Date Retail Sports Wagering Gross Revenue	\$ -
2	Less: Last Month's Year-to-Date Retail Sports Wagering Gross Revenue	-
3	Monthly Retail Sports Wagering Gross Revenue	-
4	Monthly Adjustments	-
5	Monthly Retail Sports Wagering Promotional Gaming Credit Deduction	-
6	Monthly Taxable Retail Sports Wagering Gross Revenue	-
7	Monthly 8.5% Tax on Retail Sports Wagering Gross Revenue	-
8	Less: Retail Sports Wagering Loss Carryforward Applied (if applicable)	-
9	Total Retail Sports Wagering Tax Payment for this Month	-

LOSS CARRYFORWARD INFORMATION (8.5% TAX):

10	Retail Sports Wagering Loss Carryforward - End of Prior Month	-
11	Retail Sports Wagering Loss Carryforward Applied to Current Month	-
12	Retail Sports Wagering Loss - Current Month	-
13	Retail Sports Wagering Loss Carryforward - End of Current Month	-

SPORTS WAGERING - ONLINE

Line (a)	Description (b)	Gross Revenue/Tax (c)
14	Year-to-Date Online Sports Wagering Gross Revenue	\$ 82,084,476
15	Less: Last Month's Year-to-Date Online Sports Wagering Gross Revenue	64,502,293
16	Monthly Online Sports Wagering Gross Revenue	17,582,183
17	Monthly Adjustments	-
18	Monthly Taxable Online Sports Wagering Gross Revenue	17,582,183
19	Monthly 13% Tax on Online Sports Wagering Gross Revenue	2,285,684
20	Less: Online Sports Wagering Loss Applied from Prior Month (if applicable)	-
21	Total Online Sports Wagering Tax Payment for this Month	2,285,684

LOSS CARRYFORWARD INFORMATION (13% TAX):

22	Online Sports Wagering Loss Carryforward - End of Prior Month	-
23	Online Sports Wagering Loss Carryforward Applied to Current Month	-
24	Online Sports Wagering Loss - Current Month	-
25	Online Sports Wagering Loss Carryforward - End of Current Month	-

26	Total Sports Wagering Tax Payment (sum lines 9 and 21)	\$ 2,285,684
----	--	--------------

27	Monthly Retail Sports Wagering Promotional Gaming Credits Wagered	-
28	Monthly Online Sports Wagering Promotional Gaming Credits Wagered (DGE-101)	-

FORM MAY NOT FOOT DUE TO ROUNDING

Under penalties of perjury, I declare that I have examined this report, and to the best of my knowledge and belief, it is true and complete.



Brian Fogler

4/8/2024

Date

Director of Finance & Operations 010516-11

Title and License Number

RESORTS DIGITAL GAMING, LLC
ONLINE SPORTS WAGERING SKIN DETAIL REPORT
FOR THE MONTH OF MARCH 2024

ONLINE SPORTS WAGERING DETAIL BY SKIN

Line	Description	DraftKings Gross Revenue	Gross Revenue	Gross Revenue	Total Gross Revenue
14	Year-to-Date Online Sports Wagering Gross Revenue	\$ 82,084,476	\$ -	\$ -	\$ 82,084,476
15	Less: Prior Month's Year-to-Date Online Sports Wagering Gross Revenue	64,502,293	-	-	64,502,293
16	Monthly Online Sports Wagering Gross Revenue	17,582,183	-	-	17,582,183

TROPICANA CASINO & RESORT MONTHLY SPORTS WAGERING TAX RETURN FOR THE MONTH OF MARCH 2024

SPORTS WAGERING - RETAIL

Line (a)	Description (b)	Gross Revenue/Tax (c)
1	Year-to-Date Retail Sports Wagering Gross Revenue	\$ 344,114
2	Less: Last Month's Year-to-Date Retail Sports Wagering Gross Revenue	189,555
3	Monthly Retail Sports Wagering Gross Revenue	154,559
4	Monthly Adjustments	248
5	Monthly Retail Sports Wagering Promotional Gaming Credit Deduction	-
6	Monthly Taxable Retail Sports Wagering Gross Revenue	154,807
7	Monthly 8.5% Tax on Retail Sports Wagering Gross Revenue	13,159
8	Less: Retail Sports Wagering Loss Carryforward Applied (if applicable)	(878)
9	Total Retail Sports Wagering Tax Payment for this Month	12,281

LOSS CARRYFORWARD INFORMATION (8.5% TAX):

10	Retail Sports Wagering Loss Carryforward - End of Prior Month	(878)
11	Retail Sports Wagering Loss Carryforward Applied to Current Month	878
12	Retail Sports Wagering Loss - Current Month	-
13	Retail Sports Wagering Loss Carryforward - End of Current Month	-

SPORTS WAGERING - ONLINE

Line (a)	Description (b)	Gross Revenue/Tax (c)
14	Year-to-Date Online Sports Wagering Gross Revenue	\$ -
15	Less: Last Month's Year-to-Date Online Sports Wagering Gross Revenue	-
16	Monthly Online Sports Wagering Gross Revenue	-
17	Monthly Adjustments	-
18	Monthly Taxable Online Sports Wagering Gross Revenue	-
19	Monthly 13% Tax on Online Sports Wagering Gross Revenue	-
20	Less: Online Sports Wagering Loss Applied from Prior Month (if applicable)	-
21	Total Online Sports Wagering Tax Payment for this Month	-

LOSS CARRYFORWARD INFORMATION (13% TAX):

22	Online Sports Wagering Loss Carryforward - End of Prior Month	-
23	Online Sports Wagering Loss Carryforward Applied to Current Month	-
24	Online Sports Wagering Loss - Current Month	-
25	Online Sports Wagering Loss Carryforward - End of Current Month	-

26	Total Sports Wagering Tax Payment (sum lines 9 and 21)	\$ 12,281
27	Monthly Retail Sports Wagering Promotional Gaming Credits Wagered	-
28	Monthly Online Sports Wagering Promotional Gaming Credits Wagered (DGE-101)	-

FORM MAY NOT FOOT DUE TO ROUNDING

Under penalties of perjury, I declare that I have examined this report, and to the best of my knowledge and belief, it is true and complete.



John Happersett

4/9/2024

Date

Operations Controller - 009569-11

Title and License Number

TROPICANA CASINO & RESORT MONTHLY SPORTS WAGERING TAX RETURN FOR THE MONTH OF MARCH 2024

SPORTS WAGERING - RETAIL

Line (a)	Description (b)	Gross Revenue/Tax (c)
1	Year-to-Date Retail Sports Wagering Gross Revenue	\$ -
2	Less: Last Month's Year-to-Date Retail Sports Wagering Gross Revenue	-
3	Monthly Retail Sports Wagering Gross Revenue	-
4	Monthly Adjustments	-
5	Monthly Retail Sports Wagering Promotional Gaming Credit Deduction	-
6	Monthly Taxable Retail Sports Wagering Gross Revenue	-
7	Monthly 8.5% Tax on Retail Sports Wagering Gross Revenue	-
8	Less: Retail Sports Wagering Loss Carryforward Applied (if applicable)	-
9	Total Retail Sports Wagering Tax Payment for this Month	-

LOSS CARRYFORWARD INFORMATION (8.5% TAX):

10	Retail Sports Wagering Loss Carryforward - End of Prior Month	-
11	Retail Sports Wagering Loss Carryforward Applied to Current Month	-
12	Retail Sports Wagering Loss - Current Month	-
13	Retail Sports Wagering Loss Carryforward - End of Current Month	-

SPORTS WAGERING - ONLINE

Line (a)	Description (b)	Gross Revenue/Tax (c)
14	Year-to-Date Online Sports Wagering Gross Revenue	\$ 7,364,474
15	Less: Last Month's Year-to-Date Online Sports Wagering Gross Revenue	4,354,347
16	Monthly Online Sports Wagering Gross Revenue	3,010,127
17	Monthly Adjustments	-
18	Monthly Taxable Online Sports Wagering Gross Revenue	3,010,127
19	Monthly 13% Tax on Online Sports Wagering Gross Revenue	391,317
20	Less: Online Sports Wagering Loss Applied from Prior Month (if applicable)	-
21	Total Online Sports Wagering Tax Payment for this Month	391,317

LOSS CARRYFORWARD INFORMATION (13% TAX):

22	Online Sports Wagering Loss Carryforward - End of Prior Month	-
23	Online Sports Wagering Loss Carryforward Applied to Current Month	-
24	Online Sports Wagering Loss - Current Month	-
25	Online Sports Wagering Loss Carryforward - End of Current Month	-

26	Total Sports Wagering Tax Payment (sum lines 9 and 21)	\$ 391,317
27	Monthly Retail Sports Wagering Promotional Gaming Credits Wagered	-
28	Monthly Online Sports Wagering Promotional Gaming Credits Wagered (DGE-101)	-

FORM MAY NOT FOOT DUE TO ROUNDING

Under penalties of perjury, I declare that I have examined this report, and to the best of my knowledge and belief, it is true and complete.

Cheryl Francese

Cheryl Francese

4/8/2024

Date

Vice President of Finance Caesars Digital (#010834-11)

Title and License Number

**TROPICANA CASINO & RESORT
ONLINE SPORTS WAGERING SKIN DETAIL REPORT
FOR THE MONTH OF MARCH 2024**

ONLINE SPORTS WAGERING DETAIL BY SKIN

Line	Description	Caesars Sportsbook Gross Revenue	Gross Revenue	Gross Revenue	Total Gross Revenue
14	Year-to-Date Online Sports Wagering Gross Revenue	\$ 7,364,474	\$ -	\$ -	\$ 7,364,474
15	Less: Prior Month's Year-to-Date Online Sports Wagering Gross Revenue	4,354,347	-	-	4,354,347
16	Monthly Online Sports Wagering Gross Revenue	3,010,127	-	-	3,010,127

**FR PARK RACING, LP (FREEHOLD RACEWAY)
MONTHLY SPORTS WAGERING TAX RETURN
FOR THE MONTH OF MARCH 2024**

SPORTS WAGERING - RETAIL

Line (a)	Description (b)	Gross Revenue/Tax (c)
1	Year-to-Date Retail Sports Wagering Gross Revenue	\$ 461,261
2	Less: Last Month's Year-to-Date Retail Sports Wagering Gross Revenue	247,125
3	Monthly Retail Sports Wagering Gross Revenue	214,136
4	Monthly Adjustments	36
5	Monthly Retail Sports Wagering Promotional Gaming Credit Deduction	-
6	Monthly Taxable Retail Sports Wagering Gross Revenue	214,172
7	Monthly 8.5% Tax on Retail Sports Wagering Gross Revenue	18,205
8	Less: Retail Sports Wagering Loss Carryforward Applied (if applicable)	-
9	Total Retail Sports Wagering Tax Payment for this Month	18,205

LOSS CARRYFORWARD INFORMATION (8.5% TAX):

10	Retail Sports Wagering Loss Carryforward - End of Prior Month	-
11	Retail Sports Wagering Loss Carryforward Applied to Current Month	-
12	Retail Sports Wagering Loss - Current Month	-
13	Retail Sports Wagering Loss Carryforward - End of Current Month	-

SPORTS WAGERING - ONLINE

Line (a)	Description (b)	Gross Revenue/Tax (c)
14	Year-to-Date Online Sports Wagering Gross Revenue	\$ 1,051,164
15	Less: Last Month's Year-to-Date Online Sports Wagering Gross Revenue	(3,475,755)
16	Monthly Online Sports Wagering Gross Revenue	4,526,919
17	Monthly Adjustments	-
18	Monthly Taxable Online Sports Wagering Gross Revenue	4,526,919
19	Monthly 13% Tax on Online Sports Wagering Gross Revenue	588,499
20	Less: Online Sports Wagering Loss Applied from Prior Month (if applicable)	(451,848)
21	Total Online Sports Wagering Tax Payment for this Month	136,651

LOSS CARRYFORWARD INFORMATION (13% TAX):

22	Online Sports Wagering Loss Carryforward - End of Prior Month	(451,848)
23	Online Sports Wagering Loss Carryforward Applied to Current Month	451,848
24	Online Sports Wagering Loss - Current Month	-
25	Online Sports Wagering Loss Carryforward - End of Current Month	-

26	Total Sports Wagering Tax Payment (sum lines 9 and 21)	\$ 154,856
27	Monthly Retail Sports Wagering Promotional Gaming Credits Wagered	-
28	Monthly Online Sports Wagering Promotional Gaming Credits Wagered (DGE-101)	-

FORM MAY NOT FOOT DUE TO ROUNDING

Under penalties of perjury, I declare that I have examined this report, and to the best of my knowledge and belief, it is true and complete.



Mark Rosenthal

4/4/2024

Date

CFO (10349-11)

Title and License Number

**FR PARK RACING, LP (FREEHOLD RACEWAY)
ONLINE SPORTS WAGERING SKIN DETAIL REPORT
FOR THE MONTH OF MARCH 2024**

ONLINE SPORTS WAGERING DETAIL BY SKIN

Line	Description	ESPN BET Gross Revenue	PLAYUP Gross Revenue	betPARX Gross Revenue	Total Gross Revenue
14	Year-to-Date Online Sports Wagering Gross Revenue	\$ 423,825	\$ (80)	\$ 627,419	\$ 1,051,164
15	Less: Prior Month's Year-to-Date Online Sports Wagering Gross Revenue	(3,870,852)	(80)	395,177	(3,475,755)
16	Monthly Online Sports Wagering Gross Revenue	4,294,677	-	232,242	4,526,919

NEW MEADOWLANDS RACETRACK LLC MONTHLY SPORTS WAGERING TAX RETURN FOR THE MONTH OF MARCH 2024

SPORTS WAGERING - RETAIL

Line (a)	Description (b)	Gross Revenue/Tax (c)
1	Year-to-Date Retail Sports Wagering Gross Revenue	\$ 7,139,156
2	Less: Last Month's Year-to-Date Retail Sports Wagering Gross Revenue	\$ 5,268,254
3	Monthly Retail Sports Wagering Gross Revenue	1,870,902
4	Monthly Adjustments	332
5	Monthly Retail Sports Wagering Promotional Gaming Credit Deduction	-
6	Monthly Taxable Retail Sports Wagering Gross Revenue	1,871,234
7	Monthly 8.5% Tax on Retail Sports Wagering Gross Revenue	159,055
8	Less: Retail Sports Wagering Loss Carryforward Applied (if applicable)	-
9	Total Retail Sports Wagering Tax Payment for this Month	159,055

LOSS CARRYFORWARD INFORMATION (8.5% TAX):

10	Retail Sports Wagering Loss Carryforward - End of Prior Month	-
11	Retail Sports Wagering Loss Carryforward Applied to Current Month	-
12	Retail Sports Wagering Loss - Current Month	-
13	Retail Sports Wagering Loss Carryforward - End of Current Month	-

SPORTS WAGERING - ONLINE

Line (a)	Description (b)	Gross Revenue/Tax (c)
14	Year-to-Date Online Sports Wagering Gross Revenue	\$ 192,643,783
15	Less: Last Month's Year-to-Date Online Sports Wagering Gross Revenue	142,841,253
16	Monthly Online Sports Wagering Gross Revenue	49,802,530
17	Monthly Adjustments	-
18	Monthly Taxable Online Sports Wagering Gross Revenue	49,802,530
19	Monthly 13% Tax on Online Sports Wagering Gross Revenue	6,474,329
20	Less: Online Sports Wagering Loss Applied from Prior Month (if applicable)	-
21	Total Online Sports Wagering Tax Payment for this Month	6,474,329

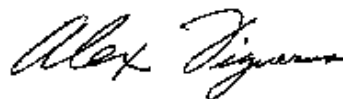
LOSS CARRYFORWARD INFORMATION (13% TAX):

22	Online Sports Wagering Loss Carryforward - End of Prior Month	-
23	Online Sports Wagering Loss Carryforward Applied to Current Month	-
24	Online Sports Wagering Loss - Current Month	-
25	Online Sports Wagering Loss Carryforward - End of Current Month	-

26	Total Sports Wagering Tax Payment (sum lines 9 and 21)	\$ 6,633,384
27	Monthly Retail Sports Wagering Promotional Gaming Credits Wagered	-
28	Monthly Online Sports Wagering Promotional Gaming Credits Wagered (DGE-101)	-

FORM MAY NOT FOOT DUE TO ROUNDING

Under penalties of perjury, I declare that I have examined this report, and to the best of my knowledge and belief, it is true and complete.



Alex Figueras

4/10/2024

Date

Chief Financial Officer (10031-11)

Title and License Number

**NEW MEADOWLANDS RACETRACK LLC
ONLINE SPORTS WAGERING SKIN DETAIL REPORT
FOR THE MONTH OF MARCH 2024**

ONLINE SPORTS WAGERING DETAIL BY SKIN

Line	Description	Fanduel Gross Revenue	Pointsbet Gross Revenue	SuperBook Gross Revenue	Total Gross Revenue
14	Year-to-Date Online Sports Wagering Gross Revenue	\$ 136,893,477	\$ 55,628,334	\$ 121,972	\$ 192,643,783
15	Less: Prior Month's Year-to-Date Online Sports Wagering Gross Revenue	107,359,589	35,490,845	(9,181)	142,841,253
16	Monthly Online Sports Wagering Gross Revenue	29,533,888	20,137,489	131,153	49,802,530

DARBY DEVELOPMENT (MONMOUTH PARK) MONTHLY SPORTS WAGERING TAX RETURN FOR THE MONTH OF MARCH 2024

SPORTS WAGERING - RETAIL

Line (a)	Description (b)	Gross Revenue/Tax (c)
1	Year-to-Date Retail Sports Wagering Gross Revenue	\$ 1,454,948
2	Less: Last Month's Year-to-Date Retail Sports Wagering Gross Revenue	754,689
3	Monthly Retail Sports Wagering Gross Revenue	700,259
4	Monthly Adjustments	30
5	Monthly Retail Sports Wagering Promotional Gaming Credit Deduction	-
6	Monthly Taxable Retail Sports Wagering Gross Revenue	700,289
7	Monthly 8.5% Tax on Retail Sports Wagering Gross Revenue	59,525
8	Less: Retail Sports Wagering Loss Carryforward Applied (if applicable)	-
9	Total Retail Sports Wagering Tax Payment for this Month	59,525

LOSS CARRYFORWARD INFORMATION (8.5% TAX):

10	Retail Sports Wagering Loss Carryforward - End of Prior Month	-
11	Retail Sports Wagering Loss Carryforward Applied to Current Month	-
12	Retail Sports Wagering Loss - Current Month	-
13	Retail Sports Wagering Loss Carryforward - End of Current Month	-

SPORTS WAGERING - ONLINE

Line (a)	Description (b)	Gross Revenue/Tax (c)
14	Year-to-Date Online Sports Wagering Gross Revenue	\$ 3,775,084
15	Less: Last Month's Year-to-Date Online Sports Wagering Gross Revenue	2,358,796
16	Monthly Online Sports Wagering Gross Revenue	1,416,288
17	Monthly Adjustments	1,594
18	Monthly Taxable Online Sports Wagering Gross Revenue	1,417,882
19	Monthly 13% Tax on Online Sports Wagering Gross Revenue	184,325
20	Less: Online Sports Wagering Loss Applied from Prior Month (if applicable)	-
21	Total Online Sports Wagering Tax Payment for this Month	184,325

LOSS CARRYFORWARD INFORMATION (13% TAX):

22	Online Sports Wagering Loss Carryforward - End of Prior Month	-
23	Online Sports Wagering Loss Carryforward Applied to Current Month	-
24	Online Sports Wagering Loss - Current Month	-
25	Online Sports Wagering Loss Carryforward - End of Current Month	-

26	Total Sports Wagering Tax Payment (sum lines 9 and 21)	\$ 243,850
----	--	------------

27	Monthly Retail Sports Wagering Promotional Gaming Credits Wagered	-
28	Monthly Online Sports Wagering Promotional Gaming Credits Wagered (DGE-101)	-

FORM MAY NOT FOOT DUE TO ROUNDING

Under penalties of perjury, I declare that I have examined this report, and to the best of my knowledge and belief, it is true and complete.



Bill Knauf

4/9/2024

Date

VP of Business Operations (9963-11)

Title and License Number

**DARBY DEVELOPMENT (MONMOUTH PARK)
ONLINE SPORTS WAGERING SKIN DETAIL REPORT
FOR THE MONTH OF MARCH 2024**

ONLINE SPORTS WAGERING DETAIL BY SKIN

Line	Description	Caesars Sportsbook Gross Revenue	BetRivers Gross Revenue	Gross Revenue	Total Gross Revenue
14	Year-to-Date Online Sports Wagering Gross Revenue	\$ 1,303,288	\$ 2,471,796	\$ -	\$ 3,775,084
15	Less: Prior Month's Year-to-Date Online Sports Wagering Gross Revenue	826,959	1,531,837	-	2,358,796
16	Monthly Online Sports Wagering Gross Revenue	476,329	939,959	-	1,416,288