

# PREMIER ENTERTAINMENT AC, LLC DBA BALLY'S AC

## MONTHLY SPORTS WAGERING TAX RETURN

### FOR THE MONTH OF NOVEMBER 2024

#### SPORTS WAGERING - RETAIL

Line (a)	Description (b)	Gross Revenue/Tax (c)
1	Year-to-Date Retail Sports Wagering Gross Revenue	\$ 216,772
2	Less: Last Month's Year-to-Date Retail Sports Wagering Gross Revenue	180,498
3	Monthly Retail Sports Wagering Gross Revenue	36,274
4	Monthly Adjustments	-
5	Monthly Retail Sports Wagering Promotional Gaming Credit Deduction	-
6	Monthly Taxable Retail Sports Wagering Gross Revenue	36,274
7	Monthly 8.5% Tax on Retail Sports Wagering Gross Revenue	3,083
8	Less: Retail Sports Wagering Loss Carryforward Applied (if applicable)	-
9	Total Retail Sports Wagering Tax Payment for this Month	3,083

#### LOSS CARRYFORWARD INFORMATION (8.5% TAX):

10	Retail Sports Wagering Loss Carryforward - End of Prior Month	-
11	Retail Sports Wagering Loss Carryforward Applied to Current Month	-
12	Retail Sports Wagering Loss - Current Month	-
13	Retail Sports Wagering Loss Carryforward - End of Current Month	-

#### SPORTS WAGERING - ONLINE

Line (a)	Description (b)	Gross Revenue/Tax (c)
14	Year-to-Date Online Sports Wagering Gross Revenue	\$ 18,027,971
15	Less: Last Month's Year-to-Date Online Sports Wagering Gross Revenue	14,150,539
16	Monthly Online Sports Wagering Gross Revenue	3,877,432
17	Monthly Adjustments	-
18	Monthly Taxable Online Sports Wagering Gross Revenue	3,877,432
19	Monthly 13% Tax on Online Sports Wagering Gross Revenue	504,066
20	Less: Online Sports Wagering Loss Applied from Prior Month (if applicable)	-
21	Total Online Sports Wagering Tax Payment for this Month	504,066

#### LOSS CARRYFORWARD INFORMATION (13% TAX):

22	Online Sports Wagering Loss Carryforward - End of Prior Month	-
23	Online Sports Wagering Loss Carryforward Applied to Current Month	-
24	Online Sports Wagering Loss - Current Month	-
25	Online Sports Wagering Loss Carryforward - End of Current Month	-

26	Total Sports Wagering Tax Payment (sum lines 9 and 21)	\$ 507,149
27	Monthly Retail Sports Wagering Promotional Gaming Credits Wagered	-
28	Monthly Online Sports Wagering Promotional Gaming Credits Wagered (DGE-101)	-

FORM MAY NOT FOOT DUE TO ROUNDING

Under penalties of perjury, I declare that I have examined this report, and to the best of my knowledge and belief, it is true and complete.

*Kathleen L. Worth*

Kathleen Worth

12/9/2024

Date

Operations Controller 6896-11

Title and License Number

**PREMIER ENTERTAINMENT AC, LLC DBA BALLY'S AC**  
**ONLINE SPORTS WAGERING SKIN DETAIL REPORT**  
**FOR THE MONTH OF NOVEMBER 2024**

**ONLINE SPORTS WAGERING DETAIL BY SKIN**

Line	Description	SPORTTRADE Gross Revenue	BETFANATICS Gross Revenue	BALLY BET Gross Revenue	Total Gross Revenue
14	Year-to-Date Online Sports Wagering Gross Revenue	\$ 281,098	\$ 17,646,537	\$ 100,336	\$ 18,027,971
15	Less: Prior Month's Year-to-Date Online Sports Wagering Gross Revenue	187,366	13,963,173	-	14,150,539
16	Monthly Online Sports Wagering Gross Revenue	93,732	3,683,364	100,336	3,877,432

# BORGATA HOTEL CASINO & SPA

## MONTHLY SPORTS WAGERING TAX RETURN

### FOR THE MONTH OF NOVEMBER 2024

#### SPORTS WAGERING - RETAIL

Line (a)	Description (b)	Gross Revenue/Tax (c)
1	Year-to-Date Retail Sports Wagering Gross Revenue	\$ 2,010,035
2	Less: Last Month's Year-to-Date Retail Sports Wagering Gross Revenue	664,217
3	Monthly Retail Sports Wagering Gross Revenue	1,345,818
4	Monthly Adjustments	-
5	Monthly Retail Sports Wagering Promotional Gaming Credit Deduction	-
6	Monthly Taxable Retail Sports Wagering Gross Revenue	1,345,818
7	Monthly 8.5% Tax on Retail Sports Wagering Gross Revenue	114,395
8	Less: Retail Sports Wagering Loss Carryforward Applied (if applicable)	(37,307)
9	Total Retail Sports Wagering Tax Payment for this Month	77,088

#### LOSS CARRYFORWARD INFORMATION (8.5% TAX):

10	Retail Sports Wagering Loss Carryforward - End of Prior Month	(37,307)
11	Retail Sports Wagering Loss Carryforward Applied to Current Month	37,307
12	Retail Sports Wagering Loss - Current Month	-
13	Retail Sports Wagering Loss Carryforward - End of Current Month	-

#### SPORTS WAGERING - ONLINE

Line (a)	Description (b)	Gross Revenue/Tax (c)
14	Year-to-Date Online Sports Wagering Gross Revenue	\$ 72,179,807
15	Less: Last Month's Year-to-Date Online Sports Wagering Gross Revenue	61,808,934
16	Monthly Online Sports Wagering Gross Revenue	10,370,873
17	Monthly Adjustments	-
18	Monthly Taxable Online Sports Wagering Gross Revenue	10,370,873
19	Monthly 13% Tax on Online Sports Wagering Gross Revenue	1,348,213
20	Less: Online Sports Wagering Loss Applied from Prior Month (if applicable)	-
21	Total Online Sports Wagering Tax Payment for this Month	1,348,213

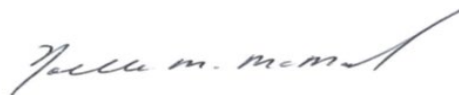
#### LOSS CARRYFORWARD INFORMATION (13% TAX):

22	Online Sports Wagering Loss Carryforward - End of Prior Month	-
23	Online Sports Wagering Loss Carryforward Applied to Current Month	-
24	Online Sports Wagering Loss - Current Month	-
25	Online Sports Wagering Loss Carryforward - End of Current Month	-

26	Total Sports Wagering Tax Payment (sum lines 9 and 21)	\$ 1,425,301
27	Monthly Retail Sports Wagering Promotional Gaming Credits Wagered	-
28	Monthly Online Sports Wagering Promotional Gaming Credits Wagered (DGE-101)	-

FORM MAY NOT FOOT DUE TO ROUNDING

Under penalties of perjury, I declare that I have examined this report, and to the best of my knowledge and belief, it is true and complete.



Noelle M. McManus

12/5/2024

Date

Casino Controller 9751-11  
Title and License Number

**BORGATA HOTEL CASINO & SPA**  
**ONLINE SPORTS WAGERING SKIN DETAIL REPORT**  
**FOR THE MONTH OF NOVEMBER 2024**

**ONLINE SPORTS WAGERING DETAIL BY SKIN**

Line	Description	BETMGM Gross Revenue	BORGATA Gross Revenue	Gross Revenue	Total Gross Revenue
14	Year-to-Date Online Sports Wagering Gross Revenue	\$ 64,572,592	\$ 7,607,215	\$ -	\$ 72,179,807
15	Less: Prior Month's Year-to-Date Online Sports Wagering Gross Revenue	55,193,478	6,615,456	-	61,808,934
16	Monthly Online Sports Wagering Gross Revenue	9,379,114	991,759	-	10,370,873

# CAESARS ATLANTIC CITY

## MONTHLY SPORTS WAGERING TAX RETURN

### FOR THE MONTH OF NOVEMBER 2024

#### SPORTS WAGERING - RETAIL

Line (a)	Description (b)	Gross Revenue/Tax (c)
1	Year-to-Date Retail Sports Wagering Gross Revenue	\$ 85,161
2	Less: Last Month's Year-to-Date Retail Sports Wagering Gross Revenue	(23,955)
3	Monthly Retail Sports Wagering Gross Revenue	109,116
4	Monthly Adjustments	1,274
5	Monthly Retail Sports Wagering Promotional Gaming Credit Deduction	-
6	Monthly Taxable Retail Sports Wagering Gross Revenue	110,390
7	Monthly 8.5% Tax on Retail Sports Wagering Gross Revenue	9,383
8	Less: Retail Sports Wagering Loss Carryforward Applied (if applicable)	(1,993)
9	Total Retail Sports Wagering Tax Payment for this Month	7,390

#### LOSS CARRYFORWARD INFORMATION (8.5% TAX):

10	Retail Sports Wagering Loss Carryforward - End of Prior Month	(1,993)
11	Retail Sports Wagering Loss Carryforward Applied to Current Month	1,993
12	Retail Sports Wagering Loss - Current Month	-
13	Retail Sports Wagering Loss Carryforward - End of Current Month	-

#### SPORTS WAGERING - ONLINE

Line (a)	Description (b)	Gross Revenue/Tax (c)
14	Year-to-Date Online Sports Wagering Gross Revenue	\$ -
15	Less: Last Month's Year-to-Date Online Sports Wagering Gross Revenue	-
16	Monthly Online Sports Wagering Gross Revenue	-
17	Monthly Adjustments	-
18	Monthly Taxable Online Sports Wagering Gross Revenue	-
19	Monthly 13% Tax on Online Sports Wagering Gross Revenue	-
20	Less: Online Sports Wagering Loss Applied from Prior Month (if applicable)	-
21	Total Online Sports Wagering Tax Payment for this Month	-


#### LOSS CARRYFORWARD INFORMATION (13% TAX):

22	Online Sports Wagering Loss Carryforward - End of Prior Month	-
23	Online Sports Wagering Loss Carryforward Applied to Current Month	-
24	Online Sports Wagering Loss - Current Month	-
25	Online Sports Wagering Loss Carryforward - End of Current Month	-

26	Total Sports Wagering Tax Payment (sum lines 9 and 21)	\$ 7,390
27	Monthly Retail Sports Wagering Promotional Gaming Credits Wagered	-
28	Monthly Online Sports Wagering Promotional Gaming Credits Wagered (DGE-101)	-

FORM MAY NOT FOOT DUE TO ROUNDING

Under penalties of perjury, I declare that I have examined this report, and to the best of my knowledge and belief, it is true and complete.



ANGELA BIANCHINI

12/7/2024

Date

OPERATIONS CONTROLLER (8454-11)

Title and License Number

# GOLDEN NUGGET

## MONTHLY SPORTS WAGERING TAX RETURN

### FOR THE MONTH OF NOVEMBER 2024

#### SPORTS WAGERING - RETAIL

Line (a)	Description (b)	Gross Revenue/Tax (c)
1	Year-to-Date Retail Sports Wagering Gross Revenue	\$ 26,415
2	Less: Last Month's Year-to-Date Retail Sports Wagering Gross Revenue	28,556
3	Monthly Retail Sports Wagering Gross Revenue	(2,141)
4	Monthly Adjustments	-
5	Monthly Retail Sports Wagering Promotional Gaming Credit Deduction	-
6	Monthly Taxable Retail Sports Wagering Gross Revenue	(2,141)
7	Monthly 8.5% Tax on Retail Sports Wagering Gross Revenue	(182)
8	Less: Retail Sports Wagering Loss Carryforward Applied (if applicable)	-
9	Total Retail Sports Wagering Tax Payment for this Month	-

#### LOSS CARRYFORWARD INFORMATION (8.5% TAX):

10	Retail Sports Wagering Loss Carryforward - End of Prior Month	(4,508)
11	Retail Sports Wagering Loss Carryforward Applied to Current Month	-
12	Retail Sports Wagering Loss - Current Month	(182)
13	Retail Sports Wagering Loss Carryforward - End of Current Month	(4,690)

#### SPORTS WAGERING - ONLINE

Line (a)	Description (b)	Gross Revenue/Tax (c)
14	Year-to-Date Online Sports Wagering Gross Revenue	\$ 271,366
15	Less: Last Month's Year-to-Date Online Sports Wagering Gross Revenue	272,766
16	Monthly Online Sports Wagering Gross Revenue	(1,400)
17	Monthly Adjustments	-
18	Monthly Taxable Online Sports Wagering Gross Revenue	(1,400)
19	Monthly 13% Tax on Online Sports Wagering Gross Revenue	(182)
20	Less: Online Sports Wagering Loss Applied from Prior Month (if applicable)	-
21	Total Online Sports Wagering Tax Payment for this Month	-

#### LOSS CARRYFORWARD INFORMATION (13% TAX):

22	Online Sports Wagering Loss Carryforward - End of Prior Month	(1,232)
23	Online Sports Wagering Loss Carryforward Applied to Current Month	-
24	Online Sports Wagering Loss - Current Month	(182)
25	Online Sports Wagering Loss Carryforward - End of Current Month	(1,414)

26	Total Sports Wagering Tax Payment (sum lines 9 and 21)	\$ -
27	Monthly Retail Sports Wagering Promotional Gaming Credits Wagered	-
28	Monthly Online Sports Wagering Promotional Gaming Credits Wagered (DGE-101)	-

FORM MAY NOT FOOT DUE TO ROUNDING

Under penalties of perjury, I declare that I have examined this report, and to the best of my knowledge and belief, it is true and complete.



John Caruso

12/9/2024

Date

Executive Director of Finance/Controller 8827.11

**GOLDEN NUGGET**  
**ONLINE SPORTS WAGERING SKIN DETAIL REPORT**  
**FOR THE MONTH OF NOVEMBER 2024**

**ONLINE SPORTS WAGERING DETAIL BY SKIN**

Line	Description	Golden Nugget Online Gaming Gross Revenue	BETWAY Gross Revenue	Gross Revenue	Total Gross Revenue
14	Year-to-Date Online Sports Wagering Gross Revenue	\$ (199,664)	\$ 471,030	\$ -	\$ 271,366
15	Less: Prior Month's Year-to-Date Online Sports Wagering Gross Revenue	(199,664)	472,430	-	272,766
16	Monthly Online Sports Wagering Gross Revenue	-	(1,400)	-	(1,400)

# HARD ROCK HOTEL AND CASINO ATLANTIC CITY

## MONTHLY SPORTS WAGERING TAX RETURN

### FOR THE MONTH OF NOVEMBER 2024

#### SPORTS WAGERING - RETAIL

Line (a)	Description (b)	Gross Revenue/Tax (c)
1	Year-to-Date Retail Sports Wagering Gross Revenue	\$ 1,388,015
2	Less: Last Month's Year-to-Date Retail Sports Wagering Gross Revenue	1,193,739
3	Monthly Retail Sports Wagering Gross Revenue	194,276
4	Monthly Adjustments	-
5	Monthly Retail Sports Wagering Promotional Gaming Credit Deduction	-
6	Monthly Taxable Retail Sports Wagering Gross Revenue	194,276
7	Monthly 8.5% Tax on Retail Sports Wagering Gross Revenue	16,513
8	Less: Retail Sports Wagering Loss Carryforward Applied (if applicable)	(16,513)
9	Total Retail Sports Wagering Tax Payment for this Month	-

#### LOSS CARRYFORWARD INFORMATION (8.5% TAX):

10	Retail Sports Wagering Loss Carryforward - End of Prior Month	(26,846)
11	Retail Sports Wagering Loss Carryforward Applied to Current Month	16,513
12	Retail Sports Wagering Loss - Current Month	-
13	Retail Sports Wagering Loss Carryforward - End of Current Month	(10,333)

#### SPORTS WAGERING - ONLINE

Line (a)	Description (b)	Gross Revenue/Tax (c)
14	Year-to-Date Online Sports Wagering Gross Revenue	\$ 49,867,313
15	Less: Last Month's Year-to-Date Online Sports Wagering Gross Revenue	42,278,648
16	Monthly Online Sports Wagering Gross Revenue	7,588,665
17	Monthly Adjustments	-
18	Monthly Taxable Online Sports Wagering Gross Revenue	7,588,665
19	Monthly 13% Tax on Online Sports Wagering Gross Revenue	986,526
20	Less: Online Sports Wagering Loss Applied from Prior Month (if applicable)	-
21	Total Online Sports Wagering Tax Payment for this Month	986,526

#### LOSS CARRYFORWARD INFORMATION (13% TAX):

22	Online Sports Wagering Loss Carryforward - End of Prior Month	-
23	Online Sports Wagering Loss Carryforward Applied to Current Month	-
24	Online Sports Wagering Loss - Current Month	-
25	Online Sports Wagering Loss Carryforward - End of Current Month	-

26	Total Sports Wagering Tax Payment (sum lines 9 and 21)	\$ 986,526
27	Monthly Retail Sports Wagering Promotional Gaming Credits Wagered	-
28	Monthly Online Sports Wagering Promotional Gaming Credits Wagered (DGE-101)	-

FORM MAY NOT FOOT DUE TO ROUNDING

Under penalties of perjury, I declare that I have examined this report, and to the best of my knowledge and belief, it is true and complete.

*Hetal Mistry*

Hetal Mistry

12/7/2024

Date

Casino Controller 10465-11

Title and License Number



**HARD ROCK HOTEL AND CASINO ATLANTIC CITY  
ONLINE SPORTS WAGERING SKIN DETAIL REPORT  
FOR THE MONTH OF NOVEMBER 2024**

**ONLINE SPORTS WAGERING DETAIL BY SKIN**

Line	Description	HARD ROCK BET Gross Revenue	BET365 Gross Revenue	UNIBET Gross Revenue	Total Gross Revenue
14	Year-to-Date Online Sports Wagering Gross Revenue	\$ 8,698,637	\$ 40,882,847	\$ 285,829	\$ 49,867,313
15	Less: Prior Month's Year-to-Date Online Sports Wagering Gross Revenue	7,024,143	34,968,676	285,829	42,278,648
16	Monthly Online Sports Wagering Gross Revenue	1,674,494	5,914,171	-	7,588,665

# HARRAH'S ATLANTIC CITY MONTHLY SPORTS WAGERING TAX RETURN FOR THE MONTH OF NOVEMBER 2024

## SPORTS WAGERING - RETAIL

Line (a)	Description (b)	Gross Revenue/Tax (c)
1	Year-to-Date Retail Sports Wagering Gross Revenue	\$ 999,360
2	Less: Last Month's Year-to-Date Retail Sports Wagering Gross Revenue	852,241
3	Monthly Retail Sports Wagering Gross Revenue	147,119
4	Monthly Adjustments	-
5	Monthly Retail Sports Wagering Promotional Gaming Credit Deduction	-
6	Monthly Taxable Retail Sports Wagering Gross Revenue	147,119
7	Monthly 8.5% Tax on Retail Sports Wagering Gross Revenue	12,505
8	Less: Retail Sports Wagering Loss Carryforward Applied (if applicable)	-
9	Total Retail Sports Wagering Tax Payment for this Month	12,505

## LOSS CARRYFORWARD INFORMATION (8.5% TAX):

10	Retail Sports Wagering Loss Carryforward - End of Prior Month	-
11	Retail Sports Wagering Loss Carryforward Applied to Current Month	-
12	Retail Sports Wagering Loss - Current Month	-
13	Retail Sports Wagering Loss Carryforward - End of Current Month	-

## SPORTS WAGERING - ONLINE

Line (a)	Description (b)	Gross Revenue/Tax (c)
14	Year-to-Date Online Sports Wagering Gross Revenue	\$ -
15	Less: Last Month's Year-to-Date Online Sports Wagering Gross Revenue	-
16	Monthly Online Sports Wagering Gross Revenue	-
17	Monthly Adjustments	-
18	Monthly Taxable Online Sports Wagering Gross Revenue	-
19	Monthly 13% Tax on Online Sports Wagering Gross Revenue	-
20	Less: Online Sports Wagering Loss Applied from Prior Month (if applicable)	-
21	Total Online Sports Wagering Tax Payment for this Month	-


## LOSS CARRYFORWARD INFORMATION (13% TAX):

22	Online Sports Wagering Loss Carryforward - End of Prior Month	-
23	Online Sports Wagering Loss Carryforward Applied to Current Month	-
24	Online Sports Wagering Loss - Current Month	-
25	Online Sports Wagering Loss Carryforward - End of Current Month	-

26	Total Sports Wagering Tax Payment (sum lines 9 and 21)	\$ 12,505
27	Monthly Retail Sports Wagering Promotional Gaming Credits Wagered	-
28	Monthly Online Sports Wagering Promotional Gaming Credits Wagered (DGE-101)	-

FORM MAY NOT FOOT DUE TO ROUNDING

Under penalties of perjury, I declare that I have examined this report, and to the best of my knowledge and belief, it is true and complete.

 _____ Taalib-deen Muhammad	12/7/2024 _____ Date
--	----------------------------

Operations Controller (08168-11) _____ Title and License Number
---

**CAESARS INTERACTIVE ENTERTAINMENT NEW JERSEY  
(AFFILIATE OF HARRAH'S ATLANTIC CITY)  
MONTHLY SPORTS WAGERING TAX RETURN  
FOR THE MONTH OF NOVEMBER 2024**

**SPORTS WAGERING - RETAIL**

Line (a)	Description (b)	Gross Revenue/Tax (c)
1	Year-to-Date Retail Sports Wagering Gross Revenue	\$ -
2	Less: Last Month's Year-to-Date Retail Sports Wagering Gross Revenue	-
3	Monthly Retail Sports Wagering Gross Revenue	-
4	Monthly Adjustments	-
5	Monthly Retail Sports Wagering Promotional Gaming Credit Deduction	-
6	Monthly Taxable Retail Sports Wagering Gross Revenue	-
7	Monthly 8.5% Tax on Retail Sports Wagering Gross Revenue	-
8	Less: Retail Sports Wagering Loss Carryforward Applied (if applicable)	-
9	Total Retail Sports Wagering Tax Payment for this Month	-

**LOSS CARRYFORWARD INFORMATION (8.5% TAX):**

10	Retail Sports Wagering Loss Carryforward - End of Prior Month	-
11	Retail Sports Wagering Loss Carryforward Applied to Current Month	-
12	Retail Sports Wagering Loss - Current Month	-
13	Retail Sports Wagering Loss Carryforward - End of Current Month	-

**SPORTS WAGERING - ONLINE**

Line (a)	Description (b)	Gross Revenue/Tax (c)
14	Year-to-Date Online Sports Wagering Gross Revenue	\$ 822,877
15	Less: Last Month's Year-to-Date Online Sports Wagering Gross Revenue	938,872
16	Monthly Online Sports Wagering Gross Revenue	(115,995)
17	Monthly Adjustments	-
18	Monthly Taxable Online Sports Wagering Gross Revenue	(115,995)
19	Monthly 13% Tax on Online Sports Wagering Gross Revenue	(15,079)
20	Less: Online Sports Wagering Loss Applied from Prior Month (if applicable)	-
21	Total Online Sports Wagering Tax Payment for this Month	-

**LOSS CARRYFORWARD INFORMATION (13% TAX):**

22	Online Sports Wagering Loss Carryforward - End of Prior Month	-
23	Online Sports Wagering Loss Carryforward Applied to Current Month	-
24	Online Sports Wagering Loss - Current Month	(15,079)
25	Online Sports Wagering Loss Carryforward - End of Current Month	(15,079)

26	Total Sports Wagering Tax Payment (sum lines 9 and 21)	\$ -
----	--	------

27	Monthly Retail Sports Wagering Promotional Gaming Credits Wagered	-
28	Monthly Online Sports Wagering Promotional Gaming Credits Wagered (DGE-101)	-

FORM MAY NOT FOOT DUE TO ROUNDING

Under penalties of perjury, I declare that I have examined this report, and to the best of my knowledge and belief, it is true and complete.

*Cheryl Francese*

Cheryl Francese

12/9/2024

Date

Vice President of Finance Caesars Digital (#010834-11)

Title and License Number

**CAESARS INTERACTIVE ENTERTAINMENT NEW JERSEY  
(AFFILIATE OF HARRAH'S ATLANTIC CITY)  
ONLINE SPORTS WAGERING SKIN DETAIL REPORT  
FOR THE MONTH OF NOVEMBER 2024**

**ONLINE SPORTS WAGERING DETAIL BY SKIN**

Line	Description	Prophet Exchange Gross Revenue	betParx Gross Revenue	Gross Revenue	Total Gross Revenue
14	Year-to-Date Online Sports Wagering Gross Revenue	\$ 398,963	\$ 423,914	\$ -	\$ 822,877
15	Less: Prior Month's Year-to-Date Online Sports Wagering Gross Revenue	398,963	539,909	-	938,872
16	Monthly Online Sports Wagering Gross Revenue	-	(115,995)	-	(115,995)

# OCEAN CASINO RESORT

## MONTHLY SPORTS WAGERING TAX RETURN

### FOR THE MONTH OF NOVEMBER 2024

#### SPORTS WAGERING - RETAIL

Line (a)	Description (b)	Gross Revenue/Tax (c)
1	Year-to-Date Retail Sports Wagering Gross Revenue	\$ 862,763
2	Less: Last Month's Year-to-Date Retail Sports Wagering Gross Revenue	626,873
3	Monthly Retail Sports Wagering Gross Revenue	235,890
4	Monthly Adjustments	107
5	Monthly Retail Sports Wagering Promotional Gaming Credit Deduction	-
6	Monthly Taxable Retail Sports Wagering Gross Revenue	235,997
7	Monthly 8.5% Tax on Retail Sports Wagering Gross Revenue	20,060
8	Less: Retail Sports Wagering Loss Carryforward Applied (if applicable)	-
9	Total Retail Sports Wagering Tax Payment for this Month	20,060

#### LOSS CARRYFORWARD INFORMATION (8.5% TAX):

10	Retail Sports Wagering Loss Carryforward - End of Prior Month	-
11	Retail Sports Wagering Loss Carryforward Applied to Current Month	-
12	Retail Sports Wagering Loss - Current Month	-
13	Retail Sports Wagering Loss Carryforward - End of Current Month	-

#### SPORTS WAGERING - ONLINE

Line (a)	Description (b)	Gross Revenue/Tax (c)
14	Year-to-Date Online Sports Wagering Gross Revenue	\$ 2,317,982
15	Less: Last Month's Year-to-Date Online Sports Wagering Gross Revenue	2,491,325
16	Monthly Online Sports Wagering Gross Revenue	(173,343)
17	Monthly Adjustments	-
18	Monthly Taxable Online Sports Wagering Gross Revenue	(173,343)
19	Monthly 13% Tax on Online Sports Wagering Gross Revenue	(22,535)
20	Less: Online Sports Wagering Loss Applied from Prior Month (if applicable)	-
21	Total Online Sports Wagering Tax Payment for this Month	-

#### LOSS CARRYFORWARD INFORMATION (13% TAX):

22	Online Sports Wagering Loss Carryforward - End of Prior Month	-
23	Online Sports Wagering Loss Carryforward Applied to Current Month	-
24	Online Sports Wagering Loss - Current Month	(22,535)
25	Online Sports Wagering Loss Carryforward - End of Current Month	(22,535)

26	Total Sports Wagering Tax Payment (sum lines 9 and 21)	\$ 20,060
27	Monthly Retail Sports Wagering Promotional Gaming Credits Wagered	-
28	Monthly Online Sports Wagering Promotional Gaming Credits Wagered (DGE-101)	-

FORM MAY NOT FOOT DUE TO ROUNDING

Under penalties of perjury, I declare that I have examined this report, and to the best of my knowledge and belief, it is true and complete.



Frank Pollock

12/9/2024

Date

Casino Accounting Controller 9869-11

Title and License Number

**OCEAN CASINO RESORT**  
**ONLINE SPORTS WAGERING SKIN DETAIL REPORT**  
**FOR THE MONTH OF NOVEMBER 2024**

**ONLINE SPORTS WAGERING DETAIL BY SKIN**

Line	Description	TIPICO Gross Revenue	PRIME Gross Revenue	Gross Revenue	Total Gross Revenue
14	Year-to-Date Online Sports Wagering Gross Revenue	\$ 1,599,204	\$ 718,778	\$ -	\$ 2,317,982
15	Less: Prior Month's Year-to-Date Online Sports Wagering Gross Revenue	1,599,204	892,121	-	2,491,325
16	Monthly Online Sports Wagering Gross Revenue	-	(173,343)	-	(173,343)

# RESORTS CASINO HOTEL (DGMB CASINO, LLC.) MONTHLY SPORTS WAGERING TAX RETURN FOR THE MONTH OF NOVEMBER 2024

## SPORTS WAGERING - RETAIL

Line (a)	Description (b)	Gross Revenue/Tax (c)
1	Year-to-Date Retail Sports Wagering Gross Revenue	\$ 73,065
2	Less: Last Month's Year-to-Date Retail Sports Wagering Gross Revenue	31,392
3	Monthly Retail Sports Wagering Gross Revenue	41,673
4	Monthly Adjustments	-
5	Monthly Retail Sports Wagering Promotional Gaming Credit Deduction	-
6	Monthly Taxable Retail Sports Wagering Gross Revenue	41,673
7	Monthly 8.5% Tax on Retail Sports Wagering Gross Revenue	3,542
8	Less: Retail Sports Wagering Loss Carryforward Applied (if applicable)	(3,542)
9	Total Retail Sports Wagering Tax Payment for this Month	-

## LOSS CARRYFORWARD INFORMATION (8.5% TAX):

10	Retail Sports Wagering Loss Carryforward - End of Prior Month	(26,997)
11	Retail Sports Wagering Loss Carryforward Applied to Current Month	3,542
12	Retail Sports Wagering Loss - Current Month	-
13	Retail Sports Wagering Loss Carryforward - End of Current Month	(23,455)

## SPORTS WAGERING - ONLINE

Line (a)	Description (b)	Gross Revenue/Tax (c)
14	Year-to-Date Online Sports Wagering Gross Revenue	\$ 282,405,312
15	Less: Last Month's Year-to-Date Online Sports Wagering Gross Revenue	244,530,356
16	Monthly Online Sports Wagering Gross Revenue	37,874,956
17	Monthly Adjustments	12,661
18	Monthly Taxable Online Sports Wagering Gross Revenue	37,887,617
19	Monthly 13% Tax on Online Sports Wagering Gross Revenue	4,925,390
20	Less: Online Sports Wagering Loss Applied from Prior Month (if applicable)	-
21	Total Online Sports Wagering Tax Payment for this Month	4,925,390

## LOSS CARRYFORWARD INFORMATION (13% TAX):

22	Online Sports Wagering Loss Carryforward - End of Prior Month	-
23	Online Sports Wagering Loss Carryforward Applied to Current Month	-
24	Online Sports Wagering Loss - Current Month	-
25	Online Sports Wagering Loss Carryforward - End of Current Month	-

26	Total Sports Wagering Tax Payment (sum lines 9 and 21)	\$ 4,925,390
27	Monthly Retail Sports Wagering Promotional Gaming Credits Wagered	-
28	Monthly Online Sports Wagering Promotional Gaming Credits Wagered (DGE-101)	-

FORM MAY NOT FOOT DUE TO ROUNDING

Under penalties of perjury, I declare that I have examined this report, and to the best of my knowledge and belief, it is true and complete.



Chris Renna

12/9/2024

Date

DIRECTOR OF INTERNET GAMING/IGM 010987-11

Title and License Number

**RESORTS CASINO HOTEL (DGMB CASINO, LLC.)  
ONLINE SPORTS WAGERING SKIN DETAIL REPORT  
FOR THE MONTH OF NOVEMBER 2024**

**ONLINE SPORTS WAGERING DETAIL BY SKIN**

Line	Description	DraftKings Gross Revenue	ESPN Bet Gross Revenue	Gross Revenue	Total Gross Revenue
14	Year-to-Date Online Sports Wagering Gross Revenue	\$ 273,324,075	\$ 9,081,237	\$ -	\$ 282,405,312
15	Less: Prior Month's Year-to-Date Online Sports Wagering Gross Revenue	237,682,143	6,848,213	-	244,530,356
16	Monthly Online Sports Wagering Gross Revenue	35,641,932	2,233,024	-	37,874,956



# TROPICANA CASINO & RESORT

## MONTHLY SPORTS WAGERING TAX RETURN

### FOR THE MONTH OF NOVEMBER 2024

#### SPORTS WAGERING - RETAIL

Line (a)	Description (b)	Gross Revenue/Tax (c)
1	Year-to-Date Retail Sports Wagering Gross Revenue	\$ 930,179
2	Less: Last Month's Year-to-Date Retail Sports Wagering Gross Revenue	979,208
3	Monthly Retail Sports Wagering Gross Revenue	(49,029)
4	Monthly Adjustments	214
5	Monthly Retail Sports Wagering Promotional Gaming Credit Deduction	-
6	Monthly Taxable Retail Sports Wagering Gross Revenue	(48,815)
7	Monthly 8.5% Tax on Retail Sports Wagering Gross Revenue	(4,149)
8	Less: Retail Sports Wagering Loss Carryforward Applied (if applicable)	-
9	Total Retail Sports Wagering Tax Payment for this Month	-

#### LOSS CARRYFORWARD INFORMATION (8.5% TAX):

10	Retail Sports Wagering Loss Carryforward - End of Prior Month	-
11	Retail Sports Wagering Loss Carryforward Applied to Current Month	-
12	Retail Sports Wagering Loss - Current Month	(4,149)
13	Retail Sports Wagering Loss Carryforward - End of Current Month	(4,149)

#### SPORTS WAGERING - ONLINE

Line (a)	Description (b)	Gross Revenue/Tax (c)
14	Year-to-Date Online Sports Wagering Gross Revenue	\$ -
15	Less: Last Month's Year-to-Date Online Sports Wagering Gross Revenue	-
16	Monthly Online Sports Wagering Gross Revenue	-
17	Monthly Adjustments	-
18	Monthly Taxable Online Sports Wagering Gross Revenue	-
19	Monthly 13% Tax on Online Sports Wagering Gross Revenue	-
20	Less: Online Sports Wagering Loss Applied from Prior Month (if applicable)	-
21	Total Online Sports Wagering Tax Payment for this Month	-

#### LOSS CARRYFORWARD INFORMATION (13% TAX):

22	Online Sports Wagering Loss Carryforward - End of Prior Month	-
23	Online Sports Wagering Loss Carryforward Applied to Current Month	-
24	Online Sports Wagering Loss - Current Month	-
25	Online Sports Wagering Loss Carryforward - End of Current Month	-

26	Total Sports Wagering Tax Payment (sum lines 9 and 21)	\$ -
27	Monthly Retail Sports Wagering Promotional Gaming Credits Wagered	-
28	Monthly Online Sports Wagering Promotional Gaming Credits Wagered (DGE-101)	-

FORM MAY NOT FOOT DUE TO ROUNDING

Under penalties of perjury, I declare that I have examined this report, and to the best of my knowledge and belief, it is true and complete.



12/9/24

Date

Operations Controller 009569-11

Title and License Number

**CAESARS INTERACTIVE ENTERTAINMENT NEW JERSEY  
(AFFILIATE OF TROPICANA CASINO & RESORT)  
MONTHLY SPORTS WAGERING TAX RETURN  
FOR THE MONTH OF NOVEMBER 2024**

**SPORTS WAGERING - RETAIL**

Line (a)	Description (b)	Gross Revenue/Tax (c)
1	Year-to-Date Retail Sports Wagering Gross Revenue	\$ -
2	Less: Last Month's Year-to-Date Retail Sports Wagering Gross Revenue	-
3	Monthly Retail Sports Wagering Gross Revenue	-
4	Monthly Adjustments	-
5	Monthly Retail Sports Wagering Promotional Gaming Credit Deduction	-
6	Monthly Taxable Retail Sports Wagering Gross Revenue	-
7	Monthly 8.5% Tax on Retail Sports Wagering Gross Revenue	-
8	Less: Retail Sports Wagering Loss Carryforward Applied (if applicable)	-
9	Total Retail Sports Wagering Tax Payment for this Month	-

**LOSS CARRYFORWARD INFORMATION (8.5% TAX):**

10	Retail Sports Wagering Loss Carryforward - End of Prior Month	-
11	Retail Sports Wagering Loss Carryforward Applied to Current Month	-
12	Retail Sports Wagering Loss - Current Month	-
13	Retail Sports Wagering Loss Carryforward - End of Current Month	-

**SPORTS WAGERING - ONLINE**

Line (a)	Description (b)	Gross Revenue/Tax (c)
14	Year-to-Date Online Sports Wagering Gross Revenue	\$ 30,124,192
15	Less: Last Month's Year-to-Date Online Sports Wagering Gross Revenue	25,706,891
16	Monthly Online Sports Wagering Gross Revenue	4,417,301
17	Monthly Adjustments	-
18	Monthly Taxable Online Sports Wagering Gross Revenue	4,417,301
19	Monthly 13% Tax on Online Sports Wagering Gross Revenue	574,249
20	Less: Online Sports Wagering Loss Applied from Prior Month (if applicable)	-
21	Total Online Sports Wagering Tax Payment for this Month	574,249

**LOSS CARRYFORWARD INFORMATION (13% TAX):**

22	Online Sports Wagering Loss Carryforward - End of Prior Month	-
23	Online Sports Wagering Loss Carryforward Applied to Current Month	-
24	Online Sports Wagering Loss - Current Month	-
25	Online Sports Wagering Loss Carryforward - End of Current Month	-

26	Total Sports Wagering Tax Payment (sum lines 9 and 21)	\$ 574,249
----	--	------------

27	Monthly Retail Sports Wagering Promotional Gaming Credits Wagered	-
28	Monthly Online Sports Wagering Promotional Gaming Credits Wagered (DGE-101)	-

FORM MAY NOT FOOT DUE TO ROUNDING

Under penalties of perjury, I declare that I have examined this report, and to the best of my knowledge and belief, it is true and complete.

*Cheryl Francese*

Cheryl Francese

12/9/2024

Date

Vice President of Finance Caesars Digital (#010834-11)

Title and License Number

**CAESARS INTERACTIVE ENTERTAINMENT NEW JERSEY  
(AFFILIATE OF TROPICANA CASINO & RESORT)  
ONLINE SPORTS WAGERING SKIN DETAIL REPORT  
FOR THE MONTH OF NOVEMBER 2024**

**ONLINE SPORTS WAGERING DETAIL BY SKIN**

Line	Description	Caesars Sportsbook Gross Revenue	Gross Revenue	Gross Revenue	Total Gross Revenue
14	Year-to-Date Online Sports Wagering Gross Revenue	\$ 30,124,192	\$ -	\$ -	\$ 30,124,192
15	Less: Prior Month's Year-to-Date Online Sports Wagering Gross Revenue	25,706,891	-	-	25,706,891
16	Monthly Online Sports Wagering Gross Revenue	4,417,301	-	-	4,417,301

# NEW MEADOWLANDS RACETRACK LLC

## MONTHLY SPORTS WAGERING TAX RETURN

### FOR THE MONTH OF NOVEMBER 2024

#### SPORTS WAGERING - RETAIL

Line (a)	Description (b)	Gross Revenue/Tax (c)
1	Year-to-Date Retail Sports Wagering Gross Revenue	\$ 20,548,814
2	Less: Last Month's Year-to-Date Retail Sports Wagering Gross Revenue	\$ 19,298,681
3	Monthly Retail Sports Wagering Gross Revenue	1,250,133
4	Monthly Adjustments	129
5	Monthly Retail Sports Wagering Promotional Gaming Credit Deduction	-
6	Monthly Taxable Retail Sports Wagering Gross Revenue	1,250,262
7	Monthly 8.5% Tax on Retail Sports Wagering Gross Revenue	106,272
8	Less: Retail Sports Wagering Loss Carryforward Applied (if applicable)	-
9	Total Retail Sports Wagering Tax Payment for this Month	106,272

#### LOSS CARRYFORWARD INFORMATION (8.5% TAX):

10	Retail Sports Wagering Loss Carryforward - End of Prior Month	-
11	Retail Sports Wagering Loss Carryforward Applied to Current Month	-
12	Retail Sports Wagering Loss - Current Month	-
13	Retail Sports Wagering Loss Carryforward - End of Current Month	-

#### SPORTS WAGERING - ONLINE

Line (a)	Description (b)	Gross Revenue/Tax (c)
14	Year-to-Date Online Sports Wagering Gross Revenue	\$ 518,305,604
15	Less: Last Month's Year-to-Date Online Sports Wagering Gross Revenue	468,990,425
16	Monthly Online Sports Wagering Gross Revenue	49,315,179
17	Monthly Adjustments	-
18	Monthly Taxable Online Sports Wagering Gross Revenue	49,315,179
19	Monthly 13% Tax on Online Sports Wagering Gross Revenue	6,410,973
20	Less: Online Sports Wagering Loss Applied from Prior Month (if applicable)	-
21	Total Online Sports Wagering Tax Payment for this Month	6,410,973

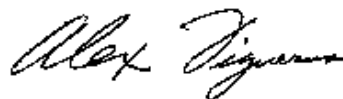
#### LOSS CARRYFORWARD INFORMATION (13% TAX):

22	Online Sports Wagering Loss Carryforward - End of Prior Month	-
23	Online Sports Wagering Loss Carryforward Applied to Current Month	-
24	Online Sports Wagering Loss - Current Month	-
25	Online Sports Wagering Loss Carryforward - End of Current Month	-

26	Total Sports Wagering Tax Payment (sum lines 9 and 21)	\$ 6,517,245
27	Monthly Retail Sports Wagering Promotional Gaming Credits Wagered	-
28	Monthly Online Sports Wagering Promotional Gaming Credits Wagered (DGE-101)	-

FORM MAY NOT FOOT DUE TO ROUNDING

Under penalties of perjury, I declare that I have examined this report, and to the best of my knowledge and belief, it is true and complete.



Alex Figueras

12/10/2024

Date

Chief Financial Officer (10031-11)

Title and License Number

**NEW MEADOWLANDS RACETRACK LLC**  
**ONLINE SPORTS WAGERING SKIN DETAIL REPORT**  
**FOR THE MONTH OF NOVEMBER 2024**

**ONLINE SPORTS WAGERING DETAIL BY SKIN**

Line	Description	Fanduel Gross Revenue	Pointsbet Gross Revenue	SuperBook Gross Revenue	Total Gross Revenue
14	Year-to-Date Online Sports Wagering Gross Revenue	\$ 429,677,627	\$ 88,345,472	\$ 282,505	\$ 518,305,604
15	Less: Prior Month's Year-to-Date Online Sports Wagering Gross Revenue	380,295,815	88,345,472	349,138	468,990,425
16	Monthly Online Sports Wagering Gross Revenue	49,381,812	-	(66,633)	49,315,179

# DARBY DEVELOPMENT (MONMOUTH PARK) MONTHLY SPORTS WAGERING TAX RETURN FOR THE MONTH OF NOVEMBER 2024

## SPORTS WAGERING - RETAIL

Line (a)	Description (b)	Gross Revenue/Tax (c)
1	Year-to-Date Retail Sports Wagering Gross Revenue	\$ 4,556,776
2	Less: Last Month's Year-to-Date Retail Sports Wagering Gross Revenue	3,766,829
3	Monthly Retail Sports Wagering Gross Revenue	789,947
4	Monthly Adjustments	168
5	Monthly Retail Sports Wagering Promotional Gaming Credit Deduction	-
6	Monthly Taxable Retail Sports Wagering Gross Revenue	790,115
7	Monthly 8.5% Tax on Retail Sports Wagering Gross Revenue	67,160
8	Less: Retail Sports Wagering Loss Carryforward Applied (if applicable)	-
9	Total Retail Sports Wagering Tax Payment for this Month	67,160

## LOSS CARRYFORWARD INFORMATION (8.5% TAX):

10	Retail Sports Wagering Loss Carryforward - End of Prior Month	-
11	Retail Sports Wagering Loss Carryforward Applied to Current Month	-
12	Retail Sports Wagering Loss - Current Month	-
13	Retail Sports Wagering Loss Carryforward - End of Current Month	-

## SPORTS WAGERING - ONLINE

Line (a)	Description (b)	Gross Revenue/Tax (c)
14	Year-to-Date Online Sports Wagering Gross Revenue	\$ 14,725,972
15	Less: Last Month's Year-to-Date Online Sports Wagering Gross Revenue	13,016,052
16	Monthly Online Sports Wagering Gross Revenue	1,709,920
17	Monthly Adjustments	-
18	Monthly Taxable Online Sports Wagering Gross Revenue	1,709,920
19	Monthly 13% Tax on Online Sports Wagering Gross Revenue	222,290
20	Less: Online Sports Wagering Loss Applied from Prior Month (if applicable)	-
21	Total Online Sports Wagering Tax Payment for this Month	222,290

## LOSS CARRYFORWARD INFORMATION (13% TAX):

22	Online Sports Wagering Loss Carryforward - End of Prior Month	-
23	Online Sports Wagering Loss Carryforward Applied to Current Month	-
24	Online Sports Wagering Loss - Current Month	-
25	Online Sports Wagering Loss Carryforward - End of Current Month	-

26	Total Sports Wagering Tax Payment (sum lines 9 and 21)	\$ 289,450
27	Monthly Retail Sports Wagering Promotional Gaming Credits Wagered	-
28	Monthly Online Sports Wagering Promotional Gaming Credits Wagered (DGE-101)	-

FORM MAY NOT FOOT DUE TO ROUNDING

Under penalties of perjury, I declare that I have examined this report, and to the best of my knowledge and belief, it is true and complete.



Jeff Wischerath

12/8/2024

Date

Controller (10793-11)

Title and License Number

**DARBY DEVELOPMENT (MONMOUTH PARK)**  
**ONLINE SPORTS WAGERING SKIN DETAIL REPORT**  
**FOR THE MONTH OF NOVEMBER 2024**

**ONLINE SPORTS WAGERING DETAIL BY SKIN**

Line	Description	Caesars Sportsbook Gross Revenue	BetRivers Gross Revenue	Gross Revenue	Total Gross Revenue
14	Year-to-Date Online Sports Wagering Gross Revenue	\$ 4,229,565	\$ 10,496,407	\$ -	\$ 14,725,972
15	Less: Prior Month's Year-to-Date Online Sports Wagering Gross Revenue	3,857,436	9,158,616	-	13,016,052
16	Monthly Online Sports Wagering Gross Revenue	372,129	1,337,791	-	1,709,920