

PREMIER ENTERTAINMENT AC, LLC DBA BALLY'S AC

MONTHLY SPORTS WAGERING TAX RETURN

FOR THE MONTH OF OCTOBER 2024

SPORTS WAGERING - RETAIL

Line (a)	Description (b)	Gross Revenue/Tax (c)
1	Year-to-Date Retail Sports Wagering Gross Revenue	\$ 180,498
2	Less: Last Month's Year-to-Date Retail Sports Wagering Gross Revenue	147,180
3	Monthly Retail Sports Wagering Gross Revenue	33,318
4	Monthly Adjustments	-
5	Monthly Retail Sports Wagering Promotional Gaming Credit Deduction	-
6	Monthly Taxable Retail Sports Wagering Gross Revenue	33,318
7	Monthly 8.5% Tax on Retail Sports Wagering Gross Revenue	2,832
8	Less: Retail Sports Wagering Loss Carryforward Applied (if applicable)	(1,224)
9	Total Retail Sports Wagering Tax Payment for this Month	1,608

LOSS CARRYFORWARD INFORMATION (8.5% TAX):

10	Retail Sports Wagering Loss Carryforward - End of Prior Month	(1,224)
11	Retail Sports Wagering Loss Carryforward Applied to Current Month	1,224
12	Retail Sports Wagering Loss - Current Month	-
13	Retail Sports Wagering Loss Carryforward - End of Current Month	-

SPORTS WAGERING - ONLINE

Line (a)	Description (b)	Gross Revenue/Tax (c)
14	Year-to-Date Online Sports Wagering Gross Revenue	\$ 14,150,539
15	Less: Last Month's Year-to-Date Online Sports Wagering Gross Revenue	12,431,083
16	Monthly Online Sports Wagering Gross Revenue	1,719,456
17	Monthly Adjustments	3,950
18	Monthly Taxable Online Sports Wagering Gross Revenue	1,723,406
19	Monthly 13% Tax on Online Sports Wagering Gross Revenue	224,043
20	Less: Online Sports Wagering Loss Applied from Prior Month (if applicable)	-
21	Total Online Sports Wagering Tax Payment for this Month	224,043

LOSS CARRYFORWARD INFORMATION (13% TAX):

22	Online Sports Wagering Loss Carryforward - End of Prior Month	-
23	Online Sports Wagering Loss Carryforward Applied to Current Month	-
24	Online Sports Wagering Loss - Current Month	-
25	Online Sports Wagering Loss Carryforward - End of Current Month	-

26	Total Sports Wagering Tax Payment (sum lines 9 and 21)	\$ 225,651
27	Monthly Retail Sports Wagering Promotional Gaming Credits Wagered	-
28	Monthly Online Sports Wagering Promotional Gaming Credits Wagered (DGE-101)	-

FORM MAY NOT FOOT DUE TO ROUNDING

Under penalties of perjury, I declare that I have examined this report, and to the best of my knowledge and belief, it is true and complete.

Kathleen L. Worth

Kathleen Worth

11/6/2024

Date

Operations Controller 6896-11

Title and License Number

PREMIER ENTERTAINMENT AC, LLC DBA BALLY'S AC
ONLINE SPORTS WAGERING SKIN DETAIL REPORT
FOR THE MONTH OF OCTOBER 2024

ONLINE SPORTS WAGERING DETAIL BY SKIN

Line	Description	SPORTTRADE Gross Revenue	BETFANATICS Gross Revenue	Gross Revenue	Total Gross Revenue
14	Year-to-Date Online Sports Wagering Gross Revenue	\$ 187,366	\$ 13,963,173	\$ -	\$ 14,150,539
15	Less: Prior Month's Year-to-Date Online Sports Wagering Gross Revenue	107,161	12,323,922	-	12,431,083
16	Monthly Online Sports Wagering Gross Revenue	80,205	1,639,251	-	1,719,456

BORGATA HOTEL CASINO & SPA

MONTHLY SPORTS WAGERING TAX RETURN

FOR THE MONTH OF OCTOBER 2024

SPORTS WAGERING - RETAIL

Line (a)	Description (b)	Gross Revenue/Tax (c)
1	Year-to-Date Retail Sports Wagering Gross Revenue	\$ 664,217
2	Less: Last Month's Year-to-Date Retail Sports Wagering Gross Revenue	1,103,121
3	Monthly Retail Sports Wagering Gross Revenue	(438,904)
4	Monthly Adjustments	-
5	Monthly Retail Sports Wagering Promotional Gaming Credit Deduction	-
6	Monthly Taxable Retail Sports Wagering Gross Revenue	(438,904)
7	Monthly 8.5% Tax on Retail Sports Wagering Gross Revenue	(37,307)
8	Less: Retail Sports Wagering Loss Carryforward Applied (if applicable)	-
9	Total Retail Sports Wagering Tax Payment for this Month	-

LOSS CARRYFORWARD INFORMATION (8.5% TAX):

10	Retail Sports Wagering Loss Carryforward - End of Prior Month	-
11	Retail Sports Wagering Loss Carryforward Applied to Current Month	-
12	Retail Sports Wagering Loss - Current Month	(37,307)
13	Retail Sports Wagering Loss Carryforward - End of Current Month	(37,307)

SPORTS WAGERING - ONLINE

Line (a)	Description (b)	Gross Revenue/Tax (c)
14	Year-to-Date Online Sports Wagering Gross Revenue	\$ 61,808,934
15	Less: Last Month's Year-to-Date Online Sports Wagering Gross Revenue	53,845,226
16	Monthly Online Sports Wagering Gross Revenue	7,963,708
17	Monthly Adjustments	-
18	Monthly Taxable Online Sports Wagering Gross Revenue	7,963,708
19	Monthly 13% Tax on Online Sports Wagering Gross Revenue	1,035,282
20	Less: Online Sports Wagering Loss Applied from Prior Month (if applicable)	-
21	Total Online Sports Wagering Tax Payment for this Month	1,035,282

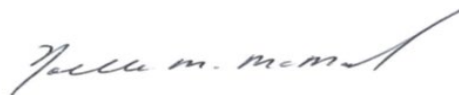
LOSS CARRYFORWARD INFORMATION (13% TAX):

22	Online Sports Wagering Loss Carryforward - End of Prior Month	-
23	Online Sports Wagering Loss Carryforward Applied to Current Month	-
24	Online Sports Wagering Loss - Current Month	-
25	Online Sports Wagering Loss Carryforward - End of Current Month	-

26	Total Sports Wagering Tax Payment (sum lines 9 and 21)	\$ 1,035,282
27	Monthly Retail Sports Wagering Promotional Gaming Credits Wagered	-
28	Monthly Online Sports Wagering Promotional Gaming Credits Wagered (DGE-101)	-

FORM MAY NOT FOOT DUE TO ROUNDING

Under penalties of perjury, I declare that I have examined this report, and to the best of my knowledge and belief, it is true and complete.



Noelle M. McManus

11/5/2024

Date

Casino Controller 9751-11
Title and License Number

BORGATA HOTEL CASINO & SPA
ONLINE SPORTS WAGERING SKIN DETAIL REPORT
FOR THE MONTH OF OCTOBER 2024

ONLINE SPORTS WAGERING DETAIL BY SKIN

Line	Description	BETMGM Gross Revenue	BORGATA Gross Revenue	Gross Revenue	Total Gross Revenue
14	Year-to-Date Online Sports Wagering Gross Revenue	\$ 55,193,478	\$ 6,615,456	\$ -	\$ 61,808,934
15	Less: Prior Month's Year-to-Date Online Sports Wagering Gross Revenue	47,930,488	5,914,738	-	53,845,226
16	Monthly Online Sports Wagering Gross Revenue	7,262,990	700,718	-	7,963,708

CAESARS ATLANTIC CITY

MONTHLY SPORTS WAGERING TAX RETURN

FOR THE MONTH OF OCTOBER 2024

SPORTS WAGERING - RETAIL

Line (a)	Description (b)	Gross Revenue/Tax (c)
1	Year-to-Date Retail Sports Wagering Gross Revenue	\$ (23,955)
2	Less: Last Month's Year-to-Date Retail Sports Wagering Gross Revenue	(236,695)
3	Monthly Retail Sports Wagering Gross Revenue	212,740
4	Monthly Adjustments	31
5	Monthly Retail Sports Wagering Promotional Gaming Credit Deduction	-
6	Monthly Taxable Retail Sports Wagering Gross Revenue	212,771
7	Monthly 8.5% Tax on Retail Sports Wagering Gross Revenue	18,086
8	Less: Retail Sports Wagering Loss Carryforward Applied (if applicable)	(18,086)
9	Total Retail Sports Wagering Tax Payment for this Month	-

LOSS CARRYFORWARD INFORMATION (8.5% TAX):

10	Retail Sports Wagering Loss Carryforward - End of Prior Month	(20,079)
11	Retail Sports Wagering Loss Carryforward Applied to Current Month	18,086
12	Retail Sports Wagering Loss - Current Month	-
13	Retail Sports Wagering Loss Carryforward - End of Current Month	(1,993)

SPORTS WAGERING - ONLINE

Line (a)	Description (b)	Gross Revenue/Tax (c)
14	Year-to-Date Online Sports Wagering Gross Revenue	\$ -
15	Less: Last Month's Year-to-Date Online Sports Wagering Gross Revenue	-
16	Monthly Online Sports Wagering Gross Revenue	-
17	Monthly Adjustments	-
18	Monthly Taxable Online Sports Wagering Gross Revenue	-
19	Monthly 13% Tax on Online Sports Wagering Gross Revenue	-
20	Less: Online Sports Wagering Loss Applied from Prior Month (if applicable)	-
21	Total Online Sports Wagering Tax Payment for this Month	-


LOSS CARRYFORWARD INFORMATION (13% TAX):

22	Online Sports Wagering Loss Carryforward - End of Prior Month	-
23	Online Sports Wagering Loss Carryforward Applied to Current Month	-
24	Online Sports Wagering Loss - Current Month	-
25	Online Sports Wagering Loss Carryforward - End of Current Month	-

26	Total Sports Wagering Tax Payment (sum lines 9 and 21)	\$ -
27	Monthly Retail Sports Wagering Promotional Gaming Credits Wagered	-
28	Monthly Online Sports Wagering Promotional Gaming Credits Wagered (DGE-101)	-

FORM MAY NOT FOOT DUE TO ROUNDING

Under penalties of perjury, I declare that I have examined this report, and to the best of my knowledge and belief, it is true and complete.



ANGELA BIANCHINI

11/8/2024

Date

OPERATIONS CONTROLLER (8454-11)

Title and License Number

GOLDEN NUGGET

MONTHLY SPORTS WAGERING TAX RETURN

FOR THE MONTH OF OCTOBER 2024

SPORTS WAGERING - RETAIL

Line (a)	Description (b)	Gross Revenue/Tax (c)
1	Year-to-Date Retail Sports Wagering Gross Revenue	\$ 28,556
2	Less: Last Month's Year-to-Date Retail Sports Wagering Gross Revenue	72,785
3	Monthly Retail Sports Wagering Gross Revenue	(44,229)
4	Monthly Adjustments	-
5	Monthly Retail Sports Wagering Promotional Gaming Credit Deduction	-
6	Monthly Taxable Retail Sports Wagering Gross Revenue	(44,229)
7	Monthly 8.5% Tax on Retail Sports Wagering Gross Revenue	(3,759)
8	Less: Retail Sports Wagering Loss Carryforward Applied (if applicable)	-
9	Total Retail Sports Wagering Tax Payment for this Month	-

LOSS CARRYFORWARD INFORMATION (8.5% TAX):

10	Retail Sports Wagering Loss Carryforward - End of Prior Month	(749)
11	Retail Sports Wagering Loss Carryforward Applied to Current Month	-
12	Retail Sports Wagering Loss - Current Month	(3,759)
13	Retail Sports Wagering Loss Carryforward - End of Current Month	(4,508)

SPORTS WAGERING - ONLINE

Line (a)	Description (b)	Gross Revenue/Tax (c)
14	Year-to-Date Online Sports Wagering Gross Revenue	\$ 272,766
15	Less: Last Month's Year-to-Date Online Sports Wagering Gross Revenue	272,786
16	Monthly Online Sports Wagering Gross Revenue	(20)
17	Monthly Adjustments	-
18	Monthly Taxable Online Sports Wagering Gross Revenue	(20)
19	Monthly 13% Tax on Online Sports Wagering Gross Revenue	(3)
20	Less: Online Sports Wagering Loss Applied from Prior Month (if applicable)	-
21	Total Online Sports Wagering Tax Payment for this Month	-

LOSS CARRYFORWARD INFORMATION (13% TAX):

22	Online Sports Wagering Loss Carryforward - End of Prior Month	(1,229)
23	Online Sports Wagering Loss Carryforward Applied to Current Month	-
24	Online Sports Wagering Loss - Current Month	(3)
25	Online Sports Wagering Loss Carryforward - End of Current Month	(1,232)

26	Total Sports Wagering Tax Payment (sum lines 9 and 21)	\$ -
27	Monthly Retail Sports Wagering Promotional Gaming Credits Wagered	-
28	Monthly Online Sports Wagering Promotional Gaming Credits Wagered (DGE-101)	-

FORM MAY NOT FOOT DUE TO ROUNDING

Under penalties of perjury, I declare that I have examined this report, and to the best of my knowledge and belief, it is true and complete.



John Caruso

11/8/2024

Date

Executive Director of Finance/Controller 8827.11

**GOLDEN NUGGET
ONLINE SPORTS WAGERING SKIN DETAIL REPORT
FOR THE MONTH OF OCTOBER 2024**

ONLINE SPORTS WAGERING DETAIL BY SKIN

Line	Description	Golden Nugget Online Gaming Gross Revenue	BETWAY Gross Revenue	Gross Revenue	Total Gross Revenue
14	Year-to-Date Online Sports Wagering Gross Revenue	\$ (199,664)	\$ 472,430	\$ -	\$ 272,766
15	Less: Prior Month's Year-to-Date Online Sports Wagering Gross Revenue	(199,664)	472,450	-	272,786
16	Monthly Online Sports Wagering Gross Revenue	-	(20)	-	(20)

HARD ROCK HOTEL AND CASINO ATLANTIC CITY

MONTHLY SPORTS WAGERING TAX RETURN

FOR THE MONTH OF OCTOBER 2024

SPORTS WAGERING - RETAIL

Line (a)	Description (b)	Gross Revenue/Tax (c)
1	Year-to-Date Retail Sports Wagering Gross Revenue	\$ 1,193,739
2	Less: Last Month's Year-to-Date Retail Sports Wagering Gross Revenue	1,509,574
3	Monthly Retail Sports Wagering Gross Revenue	(315,835)
4	Monthly Adjustments	-
5	Monthly Retail Sports Wagering Promotional Gaming Credit Deduction	-
6	Monthly Taxable Retail Sports Wagering Gross Revenue	(315,835)
7	Monthly 8.5% Tax on Retail Sports Wagering Gross Revenue	(26,846)
8	Less: Retail Sports Wagering Loss Carryforward Applied (if applicable)	-
9	Total Retail Sports Wagering Tax Payment for this Month	-

LOSS CARRYFORWARD INFORMATION (8.5% TAX):

10	Retail Sports Wagering Loss Carryforward - End of Prior Month	-
11	Retail Sports Wagering Loss Carryforward Applied to Current Month	-
12	Retail Sports Wagering Loss - Current Month	(26,846)
13	Retail Sports Wagering Loss Carryforward - End of Current Month	(26,846)

SPORTS WAGERING - ONLINE

Line (a)	Description (b)	Gross Revenue/Tax (c)
14	Year-to-Date Online Sports Wagering Gross Revenue	\$ 42,278,648
15	Less: Last Month's Year-to-Date Online Sports Wagering Gross Revenue	39,636,256
16	Monthly Online Sports Wagering Gross Revenue	2,642,392
17	Monthly Adjustments	-
18	Monthly Taxable Online Sports Wagering Gross Revenue	2,642,392
19	Monthly 13% Tax on Online Sports Wagering Gross Revenue	343,511
20	Less: Online Sports Wagering Loss Applied from Prior Month (if applicable)	-
21	Total Online Sports Wagering Tax Payment for this Month	343,511

LOSS CARRYFORWARD INFORMATION (13% TAX):

22	Online Sports Wagering Loss Carryforward - End of Prior Month	-
23	Online Sports Wagering Loss Carryforward Applied to Current Month	-
24	Online Sports Wagering Loss - Current Month	-
25	Online Sports Wagering Loss Carryforward - End of Current Month	-

26	Total Sports Wagering Tax Payment (sum lines 9 and 21)	\$ 343,511
27	Monthly Retail Sports Wagering Promotional Gaming Credits Wagered	-
28	Monthly Online Sports Wagering Promotional Gaming Credits Wagered (DGE-101)	-

FORM MAY NOT FOOT DUE TO ROUNDING

Under penalties of perjury, I declare that I have examined this report, and to the best of my knowledge and belief, it is true and complete.

Hetal Mistry

Hetal Mistry

11/7/2024

Date

Casino Controller 10465-11

Title and License Number

**HARD ROCK HOTEL AND CASINO ATLANTIC CITY
ONLINE SPORTS WAGERING SKIN DETAIL REPORT
FOR THE MONTH OF OCTOBER 2024**

ONLINE SPORTS WAGERING DETAIL BY SKIN

Line	Description	HARD ROCK BET Gross Revenue	BET365 Gross Revenue	UNIBET Gross Revenue	Total Gross Revenue
14	Year-to-Date Online Sports Wagering Gross Revenue	\$ 7,024,143	\$ 34,968,676	\$ 285,829	\$ 42,278,648
15	Less: Prior Month's Year-to-Date Online Sports Wagering Gross Revenue	8,040,257	31,310,170	285,829	39,636,256
16	Monthly Online Sports Wagering Gross Revenue	(1,016,114)	3,658,506	-	2,642,392

HARRAH'S ATLANTIC CITY MONTHLY SPORTS WAGERING TAX RETURN FOR THE MONTH OF OCTOBER 2024

SPORTS WAGERING - RETAIL

Line (a)	Description (b)	Gross Revenue/Tax (c)
1	Year-to-Date Retail Sports Wagering Gross Revenue	\$ 852,241
2	Less: Last Month's Year-to-Date Retail Sports Wagering Gross Revenue	792,414
3	Monthly Retail Sports Wagering Gross Revenue	59,827
4	Monthly Adjustments	3
5	Monthly Retail Sports Wagering Promotional Gaming Credit Deduction	-
6	Monthly Taxable Retail Sports Wagering Gross Revenue	59,830
7	Monthly 8.5% Tax on Retail Sports Wagering Gross Revenue	5,086
8	Less: Retail Sports Wagering Loss Carryforward Applied (if applicable)	-
9	Total Retail Sports Wagering Tax Payment for this Month	5,086

LOSS CARRYFORWARD INFORMATION (8.5% TAX):

10	Retail Sports Wagering Loss Carryforward - End of Prior Month	-
11	Retail Sports Wagering Loss Carryforward Applied to Current Month	-
12	Retail Sports Wagering Loss - Current Month	-
13	Retail Sports Wagering Loss Carryforward - End of Current Month	-

SPORTS WAGERING - ONLINE

Line (a)	Description (b)	Gross Revenue/Tax (c)
14	Year-to-Date Online Sports Wagering Gross Revenue	\$ -
15	Less: Last Month's Year-to-Date Online Sports Wagering Gross Revenue	-
16	Monthly Online Sports Wagering Gross Revenue	-
17	Monthly Adjustments	-
18	Monthly Taxable Online Sports Wagering Gross Revenue	-
19	Monthly 13% Tax on Online Sports Wagering Gross Revenue	-
20	Less: Online Sports Wagering Loss Applied from Prior Month (if applicable)	-
21	Total Online Sports Wagering Tax Payment for this Month	-


LOSS CARRYFORWARD INFORMATION (13% TAX):

22	Online Sports Wagering Loss Carryforward - End of Prior Month	-
23	Online Sports Wagering Loss Carryforward Applied to Current Month	-
24	Online Sports Wagering Loss - Current Month	-
25	Online Sports Wagering Loss Carryforward - End of Current Month	-

26	Total Sports Wagering Tax Payment (sum lines 9 and 21)	\$ 5,086
27	Monthly Retail Sports Wagering Promotional Gaming Credits Wagered	-
28	Monthly Online Sports Wagering Promotional Gaming Credits Wagered (DGE-101)	-

FORM MAY NOT FOOT DUE TO ROUNDING

Under penalties of perjury, I declare that I have examined this report, and to the best of my knowledge and belief, it is true and complete.

 _____ Taalib-deen Muhammad	11/8/2024 _____ Date
Operations Controller (08168-11) _____ Title and License Number	

**CAESARS INTERACTIVE ENTERTAINMENT NEW JERSEY
(AFFILIATE OF HARRAH'S ATLANTIC CITY)
MONTHLY SPORTS WAGERING TAX RETURN
FOR THE MONTH OF OCTOBER 2024**

SPORTS WAGERING - RETAIL

Line (a)	Description (b)	Gross Revenue/Tax (c)
1	Year-to-Date Retail Sports Wagering Gross Revenue	\$ -
2	Less: Last Month's Year-to-Date Retail Sports Wagering Gross Revenue	-
3	Monthly Retail Sports Wagering Gross Revenue	-
4	Monthly Adjustments	-
5	Monthly Retail Sports Wagering Promotional Gaming Credit Deduction	-
6	Monthly Taxable Retail Sports Wagering Gross Revenue	-
7	Monthly 8.5% Tax on Retail Sports Wagering Gross Revenue	-
8	Less: Retail Sports Wagering Loss Carryforward Applied (if applicable)	-
9	Total Retail Sports Wagering Tax Payment for this Month	-

LOSS CARRYFORWARD INFORMATION (8.5% TAX):

10	Retail Sports Wagering Loss Carryforward - End of Prior Month	-
11	Retail Sports Wagering Loss Carryforward Applied to Current Month	-
12	Retail Sports Wagering Loss - Current Month	-
13	Retail Sports Wagering Loss Carryforward - End of Current Month	-

SPORTS WAGERING - ONLINE

Line (a)	Description (b)	Gross Revenue/Tax (c)
14	Year-to-Date Online Sports Wagering Gross Revenue	\$ 938,872
15	Less: Last Month's Year-to-Date Online Sports Wagering Gross Revenue	810,180
16	Monthly Online Sports Wagering Gross Revenue	128,692
17	Monthly Adjustments	-
18	Monthly Taxable Online Sports Wagering Gross Revenue	128,692
19	Monthly 13% Tax on Online Sports Wagering Gross Revenue	16,730
20	Less: Online Sports Wagering Loss Applied from Prior Month (if applicable)	-
21	Total Online Sports Wagering Tax Payment for this Month	16,730

LOSS CARRYFORWARD INFORMATION (13% TAX):

22	Online Sports Wagering Loss Carryforward - End of Prior Month	-
23	Online Sports Wagering Loss Carryforward Applied to Current Month	-
24	Online Sports Wagering Loss - Current Month	-
25	Online Sports Wagering Loss Carryforward - End of Current Month	-

26	Total Sports Wagering Tax Payment (sum lines 9 and 21)	\$ 16,730
----	--	-----------

27	Monthly Retail Sports Wagering Promotional Gaming Credits Wagered	-
28	Monthly Online Sports Wagering Promotional Gaming Credits Wagered (DGE-101)	-

FORM MAY NOT FOOT DUE TO ROUNDING

Under penalties of perjury, I declare that I have examined this report, and to the best of my knowledge and belief, it is true and complete.

Cheryl Francese

Cheryl Francese

11/7/2024

Date

Vice President of Finance Caesars Digital (#010834-11)

Title and License Number

CAESARS INTERACTIVE ENTERTAINMENT NEW JERSEY
(AFFILIATE OF HARRAH'S ATLANTIC CITY)
ONLINE SPORTS WAGERING SKIN DETAIL REPORT
FOR THE MONTH OF OCTOBER 2024

ONLINE SPORTS WAGERING DETAIL BY SKIN

Line	Description	Prophet Exchange Gross Revenue	betParx Gross Revenue	Gross Revenue	Total Gross Revenue
14	Year-to-Date Online Sports Wagering Gross Revenue	\$ 398,963	\$ 539,909	\$ -	\$ 938,872
15	Less: Prior Month's Year-to-Date Online Sports Wagering Gross Revenue	398,963	411,217	-	810,180
16	Monthly Online Sports Wagering Gross Revenue	-	128,692	-	128,692

OCEAN CASINO RESORT

MONTHLY SPORTS WAGERING TAX RETURN

FOR THE MONTH OF OCTOBER 2024

SPORTS WAGERING - RETAIL

Line (a)	Description (b)	Gross Revenue/Tax (c)
1	Year-to-Date Retail Sports Wagering Gross Revenue	\$ 626,873
2	Less: Last Month's Year-to-Date Retail Sports Wagering Gross Revenue	420,345
3	Monthly Retail Sports Wagering Gross Revenue	206,528
4	Monthly Adjustments	293
5	Monthly Retail Sports Wagering Promotional Gaming Credit Deduction	-
6	Monthly Taxable Retail Sports Wagering Gross Revenue	206,821
7	Monthly 8.5% Tax on Retail Sports Wagering Gross Revenue	17,580
8	Less: Retail Sports Wagering Loss Carryforward Applied (if applicable)	-
9	Total Retail Sports Wagering Tax Payment for this Month	17,580

LOSS CARRYFORWARD INFORMATION (8.5% TAX):

10	Retail Sports Wagering Loss Carryforward - End of Prior Month	-
11	Retail Sports Wagering Loss Carryforward Applied to Current Month	-
12	Retail Sports Wagering Loss - Current Month	-
13	Retail Sports Wagering Loss Carryforward - End of Current Month	-

SPORTS WAGERING - ONLINE

Line (a)	Description (b)	Gross Revenue/Tax (c)
14	Year-to-Date Online Sports Wagering Gross Revenue	\$ 2,491,325
15	Less: Last Month's Year-to-Date Online Sports Wagering Gross Revenue	2,276,812
16	Monthly Online Sports Wagering Gross Revenue	214,513
17	Monthly Adjustments	-
18	Monthly Taxable Online Sports Wagering Gross Revenue	214,513
19	Monthly 13% Tax on Online Sports Wagering Gross Revenue	27,887
20	Less: Online Sports Wagering Loss Applied from Prior Month (if applicable)	-
21	Total Online Sports Wagering Tax Payment for this Month	27,887

LOSS CARRYFORWARD INFORMATION (13% TAX):

22	Online Sports Wagering Loss Carryforward - End of Prior Month	-
23	Online Sports Wagering Loss Carryforward Applied to Current Month	-
24	Online Sports Wagering Loss - Current Month	-
25	Online Sports Wagering Loss Carryforward - End of Current Month	-

26	Total Sports Wagering Tax Payment (sum lines 9 and 21)	\$ 45,467
27	Monthly Retail Sports Wagering Promotional Gaming Credits Wagered	-
28	Monthly Online Sports Wagering Promotional Gaming Credits Wagered (DGE-101)	-

FORM MAY NOT FOOT DUE TO ROUNDING

Under penalties of perjury, I declare that I have examined this report, and to the best of my knowledge and belief, it is true and complete.



Frank Pollock

11/11/2024

Date

Casino Accounting Controller 9869-11

Title and License Number

OCEAN CASINO RESORT
ONLINE SPORTS WAGERING SKIN DETAIL REPORT
FOR THE MONTH OF OCTOBER 2024

ONLINE SPORTS WAGERING DETAIL BY SKIN

Line	Description	TIPICO Gross Revenue	PRIME Gross Revenue	Gross Revenue	Total Gross Revenue
14	Year-to-Date Online Sports Wagering Gross Revenue	\$ 1,599,204	\$ 892,121	\$ -	\$ 2,491,325
15	Less: Prior Month's Year-to-Date Online Sports Wagering Gross Revenue	1,599,204	677,608	-	2,276,812
16	Monthly Online Sports Wagering Gross Revenue	-	214,513	-	214,513

RESORTS CASINO HOTEL (DGMB CASINO, LLC.) MONTHLY SPORTS WAGERING TAX RETURN FOR THE MONTH OF OCTOBER 2024

SPORTS WAGERING - RETAIL

Line (a)	Description (b)	Gross Revenue/Tax (c)
1	Year-to-Date Retail Sports Wagering Gross Revenue	\$ 31,392
2	Less: Last Month's Year-to-Date Retail Sports Wagering Gross Revenue	178,178
3	Monthly Retail Sports Wagering Gross Revenue	(146,786)
4	Monthly Adjustments	-
5	Monthly Retail Sports Wagering Promotional Gaming Credit Deduction	-
6	Monthly Taxable Retail Sports Wagering Gross Revenue	(146,786)
7	Monthly 8.5% Tax on Retail Sports Wagering Gross Revenue	(12,477)
8	Less: Retail Sports Wagering Loss Carryforward Applied (if applicable)	-
9	Total Retail Sports Wagering Tax Payment for this Month	-

LOSS CARRYFORWARD INFORMATION (8.5% TAX):

10	Retail Sports Wagering Loss Carryforward - End of Prior Month	(14,520)
11	Retail Sports Wagering Loss Carryforward Applied to Current Month	-
12	Retail Sports Wagering Loss - Current Month	(12,477)
13	Retail Sports Wagering Loss Carryforward - End of Current Month	(26,997)

SPORTS WAGERING - ONLINE

Line (a)	Description (b)	Gross Revenue/Tax (c)
14	Year-to-Date Online Sports Wagering Gross Revenue	\$ 244,530,356
15	Less: Last Month's Year-to-Date Online Sports Wagering Gross Revenue	220,713,694
16	Monthly Online Sports Wagering Gross Revenue	23,816,662
17	Monthly Adjustments	9,366
18	Monthly Taxable Online Sports Wagering Gross Revenue	23,826,028
19	Monthly 13% Tax on Online Sports Wagering Gross Revenue	3,097,384
20	Less: Online Sports Wagering Loss Applied from Prior Month (if applicable)	-
21	Total Online Sports Wagering Tax Payment for this Month	3,097,384

LOSS CARRYFORWARD INFORMATION (13% TAX):

22	Online Sports Wagering Loss Carryforward - End of Prior Month	-
23	Online Sports Wagering Loss Carryforward Applied to Current Month	-
24	Online Sports Wagering Loss - Current Month	-
25	Online Sports Wagering Loss Carryforward - End of Current Month	-

26	Total Sports Wagering Tax Payment (sum lines 9 and 21)	\$ 3,097,384
27	Monthly Retail Sports Wagering Promotional Gaming Credits Wagered	-
28	Monthly Online Sports Wagering Promotional Gaming Credits Wagered (DGE-101)	-

FORM MAY NOT FOOT DUE TO ROUNDING

Under penalties of perjury, I declare that I have examined this report, and to the best of my knowledge and belief, it is true and complete.



Chris Renna

11/11/2024

Date

DIRECTOR OF INTERNET GAMING/IGM 010987-11

Title and License Number

RESORTS CASINO HOTEL (DGMB CASINO, LLC.)
ONLINE SPORTS WAGERING SKIN DETAIL REPORT
FOR THE MONTH OF OCTOBER 2024

ONLINE SPORTS WAGERING DETAIL BY SKIN

Line	Description	DraftKings Gross Revenue	ESPN Bet Gross Revenue	Gross Revenue	Total Gross Revenue
14	Year-to-Date Online Sports Wagering Gross Revenue	\$ 237,682,143	\$ 6,848,213	\$ -	\$ 244,530,356
15	Less: Prior Month's Year-to-Date Online Sports Wagering Gross Revenue	215,448,652	5,265,042	-	220,713,694
16	Monthly Online Sports Wagering Gross Revenue	22,233,491	1,583,171	-	23,816,662

TROPICANA CASINO & RESORT

MONTHLY SPORTS WAGERING TAX RETURN

FOR THE MONTH OF OCTOBER 2024

SPORTS WAGERING - RETAIL

Line (a)	Description (b)	Gross Revenue/Tax (c)
1	Year-to-Date Retail Sports Wagering Gross Revenue	\$ 979,208
2	Less: Last Month's Year-to-Date Retail Sports Wagering Gross Revenue	829,449
3	Monthly Retail Sports Wagering Gross Revenue	149,759
4	Monthly Adjustments	234
5	Monthly Retail Sports Wagering Promotional Gaming Credit Deduction	-
6	Monthly Taxable Retail Sports Wagering Gross Revenue	149,993
7	Monthly 8.5% Tax on Retail Sports Wagering Gross Revenue	12,749
8	Less: Retail Sports Wagering Loss Carryforward Applied (if applicable)	-
9	Total Retail Sports Wagering Tax Payment for this Month	12,749

LOSS CARRYFORWARD INFORMATION (8.5% TAX):

10	Retail Sports Wagering Loss Carryforward - End of Prior Month	-
11	Retail Sports Wagering Loss Carryforward Applied to Current Month	-
12	Retail Sports Wagering Loss - Current Month	-
13	Retail Sports Wagering Loss Carryforward - End of Current Month	-

SPORTS WAGERING - ONLINE

Line (a)	Description (b)	Gross Revenue/Tax (c)
14	Year-to-Date Online Sports Wagering Gross Revenue	\$ -
15	Less: Last Month's Year-to-Date Online Sports Wagering Gross Revenue	-
16	Monthly Online Sports Wagering Gross Revenue	-
17	Monthly Adjustments	-
18	Monthly Taxable Online Sports Wagering Gross Revenue	-
19	Monthly 13% Tax on Online Sports Wagering Gross Revenue	-
20	Less: Online Sports Wagering Loss Applied from Prior Month (if applicable)	-
21	Total Online Sports Wagering Tax Payment for this Month	-

LOSS CARRYFORWARD INFORMATION (13% TAX):

22	Online Sports Wagering Loss Carryforward - End of Prior Month	-
23	Online Sports Wagering Loss Carryforward Applied to Current Month	-
24	Online Sports Wagering Loss - Current Month	-
25	Online Sports Wagering Loss Carryforward - End of Current Month	-

26	Total Sports Wagering Tax Payment (sum lines 9 and 21)	\$ 12,749
27	Monthly Retail Sports Wagering Promotional Gaming Credits Wagered	-
28	Monthly Online Sports Wagering Promotional Gaming Credits Wagered (DGE-101)	-

FORM MAY NOT FOOT DUE TO ROUNDING

Under penalties of perjury, I declare that I have examined this report, and to the best of my knowledge and belief, it is true and complete.



11/8/2024

Date

Operations Controller 009569-11

Title and License Number

**CAESARS INTERACTIVE ENTERTAINMENT NEW JERSEY
(AFFILIATE OF TROPICANA CASINO & RESORT)
MONTHLY SPORTS WAGERING TAX RETURN
FOR THE MONTH OF OCTOBER 2024**

SPORTS WAGERING - RETAIL

Line (a)	Description (b)	Gross Revenue/Tax (c)
1	Year-to-Date Retail Sports Wagering Gross Revenue	\$ -
2	Less: Last Month's Year-to-Date Retail Sports Wagering Gross Revenue	-
3	Monthly Retail Sports Wagering Gross Revenue	-
4	Monthly Adjustments	-
5	Monthly Retail Sports Wagering Promotional Gaming Credit Deduction	-
6	Monthly Taxable Retail Sports Wagering Gross Revenue	-
7	Monthly 8.5% Tax on Retail Sports Wagering Gross Revenue	-
8	Less: Retail Sports Wagering Loss Carryforward Applied (if applicable)	-
9	Total Retail Sports Wagering Tax Payment for this Month	-

LOSS CARRYFORWARD INFORMATION (8.5% TAX):

10	Retail Sports Wagering Loss Carryforward - End of Prior Month	-
11	Retail Sports Wagering Loss Carryforward Applied to Current Month	-
12	Retail Sports Wagering Loss - Current Month	-
13	Retail Sports Wagering Loss Carryforward - End of Current Month	-

SPORTS WAGERING - ONLINE

Line (a)	Description (b)	Gross Revenue/Tax (c)
14	Year-to-Date Online Sports Wagering Gross Revenue	\$ 25,706,891
15	Less: Last Month's Year-to-Date Online Sports Wagering Gross Revenue	22,557,362
16	Monthly Online Sports Wagering Gross Revenue	3,149,529
17	Monthly Adjustments	4,229
18	Monthly Taxable Online Sports Wagering Gross Revenue	3,153,758
19	Monthly 13% Tax on Online Sports Wagering Gross Revenue	409,989
20	Less: Online Sports Wagering Loss Applied from Prior Month (if applicable)	-
21	Total Online Sports Wagering Tax Payment for this Month	409,989

LOSS CARRYFORWARD INFORMATION (13% TAX):

22	Online Sports Wagering Loss Carryforward - End of Prior Month	-
23	Online Sports Wagering Loss Carryforward Applied to Current Month	-
24	Online Sports Wagering Loss - Current Month	-
25	Online Sports Wagering Loss Carryforward - End of Current Month	-

26	Total Sports Wagering Tax Payment (sum lines 9 and 21)	\$ 409,989
----	--	------------

27	Monthly Retail Sports Wagering Promotional Gaming Credits Wagered	-
28	Monthly Online Sports Wagering Promotional Gaming Credits Wagered (DGE-101)	-

FORM MAY NOT FOOT DUE TO ROUNDING

Under penalties of perjury, I declare that I have examined this report, and to the best of my knowledge and belief, it is true and complete.

Cheryl Francese

Cheryl Francese

11/7/2024

Date

Vice President of Finance Caesars Digital (#010834-11)

Title and License Number

**CAESARS INTERACTIVE ENTERTAINMENT NEW JERSEY
(AFFILIATE OF TROPICANA CASINO & RESORT)
ONLINE SPORTS WAGERING SKIN DETAIL REPORT
FOR THE MONTH OF OCTOBER 2024**

ONLINE SPORTS WAGERING DETAIL BY SKIN

Line	Description	Caesars Sportsbook Gross Revenue	Gross Revenue	Gross Revenue	Total Gross Revenue
14	Year-to-Date Online Sports Wagering Gross Revenue	\$ 25,706,891	\$ -	\$ -	\$ 25,706,891
15	Less: Prior Month's Year-to-Date Online Sports Wagering Gross Revenue	22,557,362	-	-	22,557,362
16	Monthly Online Sports Wagering Gross Revenue	3,149,529	-	-	3,149,529

NEW MEADOWLANDS RACETRACK LLC

MONTHLY SPORTS WAGERING TAX RETURN

FOR THE MONTH OF OCTOBER 2024

SPORTS WAGERING - RETAIL

Line (a)	Description (b)	Gross Revenue/Tax (c)
1	Year-to-Date Retail Sports Wagering Gross Revenue	\$ 19,298,681
2	Less: Last Month's Year-to-Date Retail Sports Wagering Gross Revenue	\$ 17,671,895
3	Monthly Retail Sports Wagering Gross Revenue	1,626,786
4	Monthly Adjustments	425
5	Monthly Retail Sports Wagering Promotional Gaming Credit Deduction	-
6	Monthly Taxable Retail Sports Wagering Gross Revenue	1,627,211
7	Monthly 8.5% Tax on Retail Sports Wagering Gross Revenue	138,313
8	Less: Retail Sports Wagering Loss Carryforward Applied (if applicable)	-
9	Total Retail Sports Wagering Tax Payment for this Month	138,313

LOSS CARRYFORWARD INFORMATION (8.5% TAX):

10	Retail Sports Wagering Loss Carryforward - End of Prior Month	-
11	Retail Sports Wagering Loss Carryforward Applied to Current Month	-
12	Retail Sports Wagering Loss - Current Month	-
13	Retail Sports Wagering Loss Carryforward - End of Current Month	-

SPORTS WAGERING - ONLINE

Line (a)	Description (b)	Gross Revenue/Tax (c)
14	Year-to-Date Online Sports Wagering Gross Revenue	\$ 468,990,425
15	Less: Last Month's Year-to-Date Online Sports Wagering Gross Revenue	434,165,401
16	Monthly Online Sports Wagering Gross Revenue	34,825,024
17	Monthly Adjustments	-
18	Monthly Taxable Online Sports Wagering Gross Revenue	34,825,024
19	Monthly 13% Tax on Online Sports Wagering Gross Revenue	4,527,253
20	Less: Online Sports Wagering Loss Applied from Prior Month (if applicable)	-
21	Total Online Sports Wagering Tax Payment for this Month	4,527,253

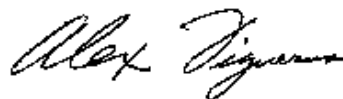
LOSS CARRYFORWARD INFORMATION (13% TAX):

22	Online Sports Wagering Loss Carryforward - End of Prior Month	-
23	Online Sports Wagering Loss Carryforward Applied to Current Month	-
24	Online Sports Wagering Loss - Current Month	-
25	Online Sports Wagering Loss Carryforward - End of Current Month	-

26	Total Sports Wagering Tax Payment (sum lines 9 and 21)	\$ 4,665,566
27	Monthly Retail Sports Wagering Promotional Gaming Credits Wagered	-
28	Monthly Online Sports Wagering Promotional Gaming Credits Wagered (DGE-101)	-

FORM MAY NOT FOOT DUE TO ROUNDING

Under penalties of perjury, I declare that I have examined this report, and to the best of my knowledge and belief, it is true and complete.



Alex Figueras

11/12/2024

Date

Chief Financial Officer (10031-11)

Title and License Number

NEW MEADOWLANDS RACETRACK LLC
ONLINE SPORTS WAGERING SKIN DETAIL REPORT
FOR THE MONTH OF OCTOBER 2024

ONLINE SPORTS WAGERING DETAIL BY SKIN

Line	Description	Fanduel Gross Revenue	Pointsbet Gross Revenue	SuperBook Gross Revenue	Total Gross Revenue
14	Year-to-Date Online Sports Wagering Gross Revenue	\$ 380,295,815	\$ 88,345,472	\$ 349,138	\$ 468,990,425
15	Less: Prior Month's Year-to-Date Online Sports Wagering Gross Revenue	345,461,489	88,345,472	358,440	434,165,401
16	Monthly Online Sports Wagering Gross Revenue	34,834,326	-	(9,302)	34,825,024

DARBY DEVELOPMENT (MONMOUTH PARK) MONTHLY SPORTS WAGERING TAX RETURN FOR THE MONTH OF OCTOBER 2024

SPORTS WAGERING - RETAIL

Line (a)	Description (b)	Gross Revenue/Tax (c)
1	Year-to-Date Retail Sports Wagering Gross Revenue	\$ 3,766,829
2	Less: Last Month's Year-to-Date Retail Sports Wagering Gross Revenue	3,539,391
3	Monthly Retail Sports Wagering Gross Revenue	227,438
4	Monthly Adjustments	1,209
5	Monthly Retail Sports Wagering Promotional Gaming Credit Deduction	-
6	Monthly Taxable Retail Sports Wagering Gross Revenue	228,647
7	Monthly 8.5% Tax on Retail Sports Wagering Gross Revenue	19,435
8	Less: Retail Sports Wagering Loss Carryforward Applied (if applicable)	-
9	Total Retail Sports Wagering Tax Payment for this Month	19,435

LOSS CARRYFORWARD INFORMATION (8.5% TAX):

10	Retail Sports Wagering Loss Carryforward - End of Prior Month	-
11	Retail Sports Wagering Loss Carryforward Applied to Current Month	-
12	Retail Sports Wagering Loss - Current Month	-
13	Retail Sports Wagering Loss Carryforward - End of Current Month	-

SPORTS WAGERING - ONLINE

Line (a)	Description (b)	Gross Revenue/Tax (c)
14	Year-to-Date Online Sports Wagering Gross Revenue	\$ 13,016,052
15	Less: Last Month's Year-to-Date Online Sports Wagering Gross Revenue	11,583,250
16	Monthly Online Sports Wagering Gross Revenue	1,432,802
17	Monthly Adjustments	150
18	Monthly Taxable Online Sports Wagering Gross Revenue	1,432,952
19	Monthly 13% Tax on Online Sports Wagering Gross Revenue	186,284
20	Less: Online Sports Wagering Loss Applied from Prior Month (if applicable)	-
21	Total Online Sports Wagering Tax Payment for this Month	186,284

LOSS CARRYFORWARD INFORMATION (13% TAX):

22	Online Sports Wagering Loss Carryforward - End of Prior Month	-
23	Online Sports Wagering Loss Carryforward Applied to Current Month	-
24	Online Sports Wagering Loss - Current Month	-
25	Online Sports Wagering Loss Carryforward - End of Current Month	-

26	Total Sports Wagering Tax Payment (sum lines 9 and 21)	\$ 205,719
27	Monthly Retail Sports Wagering Promotional Gaming Credits Wagered	-
28	Monthly Online Sports Wagering Promotional Gaming Credits Wagered (DGE-101)	-

FORM MAY NOT FOOT DUE TO ROUNDING

Under penalties of perjury, I declare that I have examined this report, and to the best of my knowledge and belief, it is true and complete.



Jeff Wischerath

11/9/2024

Date

Controller (10793-11)

Title and License Number

DARBY DEVELOPMENT (MONMOUTH PARK)
ONLINE SPORTS WAGERING SKIN DETAIL REPORT
FOR THE MONTH OF OCTOBER 2024

ONLINE SPORTS WAGERING DETAIL BY SKIN

Line	Description	Caesars Sportsbook Gross Revenue	BetRivers Gross Revenue	Gross Revenue	Total Gross Revenue
14	Year-to-Date Online Sports Wagering Gross Revenue	\$ 3,857,436	\$ 9,158,616	\$ -	\$ 13,016,052
15	Less: Prior Month's Year-to-Date Online Sports Wagering Gross Revenue	3,355,460	8,227,790	-	11,583,250
16	Monthly Online Sports Wagering Gross Revenue	501,976	930,826	-	1,432,802