

PREMIER ENTERTAINMENT AC, LLC DBA BALLY'S AC

MONTHLY SPORTS WAGERING TAX RETURN

FOR THE MONTH OF SEPTEMBER 2024

SPORTS WAGERING - RETAIL

Line (a)	Description (b)	Gross Revenue/Tax (c)
1	Year-to-Date Retail Sports Wagering Gross Revenue	\$ 147,180
2	Less: Last Month's Year-to-Date Retail Sports Wagering Gross Revenue	161,579
3	Monthly Retail Sports Wagering Gross Revenue	(14,399)
4	Monthly Adjustments	-
5	Monthly Retail Sports Wagering Promotional Gaming Credit Deduction	-
6	Monthly Taxable Retail Sports Wagering Gross Revenue	(14,399)
7	Monthly 8.5% Tax on Retail Sports Wagering Gross Revenue	(1,224)
8	Less: Retail Sports Wagering Loss Carryforward Applied (if applicable)	-
9	Total Retail Sports Wagering Tax Payment for this Month	-

LOSS CARRYFORWARD INFORMATION (8.5% TAX):

10	Retail Sports Wagering Loss Carryforward - End of Prior Month	-
11	Retail Sports Wagering Loss Carryforward Applied to Current Month	-
12	Retail Sports Wagering Loss - Current Month	(1,224)
13	Retail Sports Wagering Loss Carryforward - End of Current Month	(1,224)

SPORTS WAGERING - ONLINE

Line (a)	Description (b)	Gross Revenue/Tax (c)
14	Year-to-Date Online Sports Wagering Gross Revenue	\$ 12,431,083
15	Less: Last Month's Year-to-Date Online Sports Wagering Gross Revenue	10,101,811
16	Monthly Online Sports Wagering Gross Revenue	2,329,272
17	Monthly Adjustments	-
18	Monthly Taxable Online Sports Wagering Gross Revenue	2,329,272
19	Monthly 13% Tax on Online Sports Wagering Gross Revenue	302,805
20	Less: Online Sports Wagering Loss Applied from Prior Month (if applicable)	-
21	Total Online Sports Wagering Tax Payment for this Month	302,805

LOSS CARRYFORWARD INFORMATION (13% TAX):

22	Online Sports Wagering Loss Carryforward - End of Prior Month	-
23	Online Sports Wagering Loss Carryforward Applied to Current Month	-
24	Online Sports Wagering Loss - Current Month	-
25	Online Sports Wagering Loss Carryforward - End of Current Month	-

26	Total Sports Wagering Tax Payment (sum lines 9 and 21)	\$ 302,805
27	Monthly Retail Sports Wagering Promotional Gaming Credits Wagered	-
28	Monthly Online Sports Wagering Promotional Gaming Credits Wagered (DGE-101)	-

FORM MAY NOT FOOT DUE TO ROUNDING

Under penalties of perjury, I declare that I have examined this report, and to the best of my knowledge and belief, it is true and complete.

Kathleen L. Worth

Kathleen Worth

10/9/2024

Date

Operations Controller 6896-11

Title and License Number

PREMIER ENTERTAINMENT AC, LLC DBA BALLY'S AC
ONLINE SPORTS WAGERING SKIN DETAIL REPORT
FOR THE MONTH OF SEPTEMBER 2024

ONLINE SPORTS WAGERING DETAIL BY SKIN

Line	Description	SPORTTRADE Gross Revenue	BETFANATICS Gross Revenue	Gross Revenue	Total Gross Revenue
14	Year-to-Date Online Sports Wagering Gross Revenue	\$ 107,161	\$ 12,323,922	\$ -	\$ 12,431,083
15	Less: Prior Month's Year-to-Date Online Sports Wagering Gross Revenue	242,413	9,859,398	-	10,101,811
16	Monthly Online Sports Wagering Gross Revenue	(135,252)	2,464,524	-	2,329,272

BORGATA HOTEL CASINO & SPA

MONTHLY SPORTS WAGERING TAX RETURN

FOR THE MONTH OF SEPTEMBER 2024

SPORTS WAGERING - RETAIL

Line (a)	Description (b)	Gross Revenue/Tax (c)
1	Year-to-Date Retail Sports Wagering Gross Revenue	\$ 1,103,121
2	Less: Last Month's Year-to-Date Retail Sports Wagering Gross Revenue	212,777
3	Monthly Retail Sports Wagering Gross Revenue	890,344
4	Monthly Adjustments	-
5	Monthly Retail Sports Wagering Promotional Gaming Credit Deduction	-
6	Monthly Taxable Retail Sports Wagering Gross Revenue	890,344
7	Monthly 8.5% Tax on Retail Sports Wagering Gross Revenue	75,679
8	Less: Retail Sports Wagering Loss Carryforward Applied (if applicable)	-
9	Total Retail Sports Wagering Tax Payment for this Month	75,679

LOSS CARRYFORWARD INFORMATION (8.5% TAX):

10	Retail Sports Wagering Loss Carryforward - End of Prior Month	-
11	Retail Sports Wagering Loss Carryforward Applied to Current Month	-
12	Retail Sports Wagering Loss - Current Month	-
13	Retail Sports Wagering Loss Carryforward - End of Current Month	-

SPORTS WAGERING - ONLINE

Line (a)	Description (b)	Gross Revenue/Tax (c)
14	Year-to-Date Online Sports Wagering Gross Revenue	\$ 53,845,226
15	Less: Last Month's Year-to-Date Online Sports Wagering Gross Revenue	45,022,605
16	Monthly Online Sports Wagering Gross Revenue	8,822,621
17	Monthly Adjustments	-
18	Monthly Taxable Online Sports Wagering Gross Revenue	8,822,621
19	Monthly 13% Tax on Online Sports Wagering Gross Revenue	1,146,941
20	Less: Online Sports Wagering Loss Applied from Prior Month (if applicable)	-
21	Total Online Sports Wagering Tax Payment for this Month	1,146,941

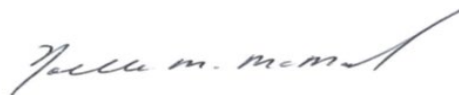
LOSS CARRYFORWARD INFORMATION (13% TAX):

22	Online Sports Wagering Loss Carryforward - End of Prior Month	-
23	Online Sports Wagering Loss Carryforward Applied to Current Month	-
24	Online Sports Wagering Loss - Current Month	-
25	Online Sports Wagering Loss Carryforward - End of Current Month	-

26	Total Sports Wagering Tax Payment (sum lines 9 and 21)	\$ 1,222,620
27	Monthly Retail Sports Wagering Promotional Gaming Credits Wagered	-
28	Monthly Online Sports Wagering Promotional Gaming Credits Wagered (DGE-101)	-

FORM MAY NOT FOOT DUE TO ROUNDING

Under penalties of perjury, I declare that I have examined this report, and to the best of my knowledge and belief, it is true and complete.



Noelle M. McManus

10/4/2024

Date

Casino Controller 9751-11
Title and License Number

BORGATA HOTEL CASINO & SPA
ONLINE SPORTS WAGERING SKIN DETAIL REPORT
FOR THE MONTH OF SEPTEMBER 2024

ONLINE SPORTS WAGERING DETAIL BY SKIN

Line	Description	BETMGM Gross Revenue	BORGATA Gross Revenue	Gross Revenue	Total Gross Revenue
14	Year-to-Date Online Sports Wagering Gross Revenue	\$ 47,930,488	\$ 5,914,738	\$ -	\$ 53,845,226
15	Less: Prior Month's Year-to-Date Online Sports Wagering Gross Revenue	40,117,483	4,905,122	-	45,022,605
16	Monthly Online Sports Wagering Gross Revenue	7,813,005	1,009,616	-	8,822,621

CAESARS ATLANTIC CITY

MONTHLY SPORTS WAGERING TAX RETURN

FOR THE MONTH OF SEPTEMBER 2024

SPORTS WAGERING - RETAIL

Line (a)	Description (b)	Gross Revenue/Tax (c)
1	Year-to-Date Retail Sports Wagering Gross Revenue	\$ (236,695)
2	Less: Last Month's Year-to-Date Retail Sports Wagering Gross Revenue	(339,585)
3	Monthly Retail Sports Wagering Gross Revenue	102,890
4	Monthly Adjustments	16
5	Monthly Retail Sports Wagering Promotional Gaming Credit Deduction	-
6	Monthly Taxable Retail Sports Wagering Gross Revenue	102,906
7	Monthly 8.5% Tax on Retail Sports Wagering Gross Revenue	8,747
8	Less: Retail Sports Wagering Loss Carryforward Applied (if applicable)	(8,747)
9	Total Retail Sports Wagering Tax Payment for this Month	-

LOSS CARRYFORWARD INFORMATION (8.5% TAX):

10	Retail Sports Wagering Loss Carryforward - End of Prior Month	(28,826)
11	Retail Sports Wagering Loss Carryforward Applied to Current Month	8,747
12	Retail Sports Wagering Loss - Current Month	-
13	Retail Sports Wagering Loss Carryforward - End of Current Month	(20,079)

SPORTS WAGERING - ONLINE

Line (a)	Description (b)	Gross Revenue/Tax (c)
14	Year-to-Date Online Sports Wagering Gross Revenue	\$ -
15	Less: Last Month's Year-to-Date Online Sports Wagering Gross Revenue	-
16	Monthly Online Sports Wagering Gross Revenue	-
17	Monthly Adjustments	-
18	Monthly Taxable Online Sports Wagering Gross Revenue	-
19	Monthly 13% Tax on Online Sports Wagering Gross Revenue	-
20	Less: Online Sports Wagering Loss Applied from Prior Month (if applicable)	-
21	Total Online Sports Wagering Tax Payment for this Month	-


LOSS CARRYFORWARD INFORMATION (13% TAX):

22	Online Sports Wagering Loss Carryforward - End of Prior Month	-
23	Online Sports Wagering Loss Carryforward Applied to Current Month	-
24	Online Sports Wagering Loss - Current Month	-
25	Online Sports Wagering Loss Carryforward - End of Current Month	-

26	Total Sports Wagering Tax Payment (sum lines 9 and 21)	\$ -
27	Monthly Retail Sports Wagering Promotional Gaming Credits Wagered	-
28	Monthly Online Sports Wagering Promotional Gaming Credits Wagered (DGE-101)	-

FORM MAY NOT FOOT DUE TO ROUNDING

Under penalties of perjury, I declare that I have examined this report, and to the best of my knowledge and belief, it is true and complete.



ANGELA BIANCHINI

10/9/2024

Date

OPERATIONS CONTROLLER (8454-11)

Title and License Number

GOLDEN NUGGET

MONTHLY SPORTS WAGERING TAX RETURN

FOR THE MONTH OF SEPTEMBER 2024

SPORTS WAGERING - RETAIL

Line (a)	Description (b)	Gross Revenue/Tax (c)
1	Year-to-Date Retail Sports Wagering Gross Revenue	\$ 72,785
2	Less: Last Month's Year-to-Date Retail Sports Wagering Gross Revenue	81,592
3	Monthly Retail Sports Wagering Gross Revenue	(8,807)
4	Monthly Adjustments	-
5	Monthly Retail Sports Wagering Promotional Gaming Credit Deduction	-
6	Monthly Taxable Retail Sports Wagering Gross Revenue	(8,807)
7	Monthly 8.5% Tax on Retail Sports Wagering Gross Revenue	(749)
8	Less: Retail Sports Wagering Loss Carryforward Applied (if applicable)	-
9	Total Retail Sports Wagering Tax Payment for this Month	-

LOSS CARRYFORWARD INFORMATION (8.5% TAX):

10	Retail Sports Wagering Loss Carryforward - End of Prior Month	-
11	Retail Sports Wagering Loss Carryforward Applied to Current Month	-
12	Retail Sports Wagering Loss - Current Month	(749)
13	Retail Sports Wagering Loss Carryforward - End of Current Month	(749)

SPORTS WAGERING - ONLINE

Line (a)	Description (b)	Gross Revenue/Tax (c)
14	Year-to-Date Online Sports Wagering Gross Revenue	\$ 272,786
15	Less: Last Month's Year-to-Date Online Sports Wagering Gross Revenue	282,001
16	Monthly Online Sports Wagering Gross Revenue	(9,215)
17	Monthly Adjustments	-
18	Monthly Taxable Online Sports Wagering Gross Revenue	(9,215)
19	Monthly 13% Tax on Online Sports Wagering Gross Revenue	(1,198)
20	Less: Online Sports Wagering Loss Applied from Prior Month (if applicable)	-
21	Total Online Sports Wagering Tax Payment for this Month	-

LOSS CARRYFORWARD INFORMATION (13% TAX):

22	Online Sports Wagering Loss Carryforward - End of Prior Month	(31)
23	Online Sports Wagering Loss Carryforward Applied to Current Month	-
24	Online Sports Wagering Loss - Current Month	(1,198)
25	Online Sports Wagering Loss Carryforward - End of Current Month	(1,229)

26	Total Sports Wagering Tax Payment (sum lines 9 and 21)	\$ -
27	Monthly Retail Sports Wagering Promotional Gaming Credits Wagered	-
28	Monthly Online Sports Wagering Promotional Gaming Credits Wagered (DGE-101)	-

FORM MAY NOT FOOT DUE TO ROUNDING

Under penalties of perjury, I declare that I have examined this report, and to the best of my knowledge and belief, it is true and complete.



John Caruso

10/8/2024

Date

Executive Director of Finance/Controller 8827.11

GOLDEN NUGGET
ONLINE SPORTS WAGERING SKIN DETAIL REPORT
FOR THE MONTH OF SEPTEMBER 2024

ONLINE SPORTS WAGERING DETAIL BY SKIN

Line	Description	Golden Nugget Online Gaming Gross Revenue	BETWAY Gross Revenue	Gross Revenue	Total Gross Revenue
14	Year-to-Date Online Sports Wagering Gross Revenue	\$ (199,664)	\$ 472,450	\$ -	\$ 272,786
15	Less: Prior Month's Year-to-Date Online Sports Wagering Gross Revenue	(199,664)	481,665	-	282,001
16	Monthly Online Sports Wagering Gross Revenue	-	(9,215)	-	(9,215)

HARD ROCK HOTEL AND CASINO ATLANTIC CITY

MONTHLY SPORTS WAGERING TAX RETURN

FOR THE MONTH OF SEPTEMBER 2024

SPORTS WAGERING - RETAIL

Line (a)	Description (b)	Gross Revenue/Tax (c)
1	Year-to-Date Retail Sports Wagering Gross Revenue	\$ 1,509,574
2	Less: Last Month's Year-to-Date Retail Sports Wagering Gross Revenue	828,144
3	Monthly Retail Sports Wagering Gross Revenue	681,430
4	Monthly Adjustments	-
5	Monthly Retail Sports Wagering Promotional Gaming Credit Deduction	-
6	Monthly Taxable Retail Sports Wagering Gross Revenue	681,430
7	Monthly 8.5% Tax on Retail Sports Wagering Gross Revenue	57,922
8	Less: Retail Sports Wagering Loss Carryforward Applied (if applicable)	-
9	Total Retail Sports Wagering Tax Payment for this Month	57,922

LOSS CARRYFORWARD INFORMATION (8.5% TAX):

10	Retail Sports Wagering Loss Carryforward - End of Prior Month	-
11	Retail Sports Wagering Loss Carryforward Applied to Current Month	-
12	Retail Sports Wagering Loss - Current Month	-
13	Retail Sports Wagering Loss Carryforward - End of Current Month	-

SPORTS WAGERING - ONLINE

Line (a)	Description (b)	Gross Revenue/Tax (c)
14	Year-to-Date Online Sports Wagering Gross Revenue	\$ 39,636,256
15	Less: Last Month's Year-to-Date Online Sports Wagering Gross Revenue	32,793,257
16	Monthly Online Sports Wagering Gross Revenue	6,842,999
17	Monthly Adjustments	-
18	Monthly Taxable Online Sports Wagering Gross Revenue	6,842,999
19	Monthly 13% Tax on Online Sports Wagering Gross Revenue	889,590
20	Less: Online Sports Wagering Loss Applied from Prior Month (if applicable)	-
21	Total Online Sports Wagering Tax Payment for this Month	889,590

LOSS CARRYFORWARD INFORMATION (13% TAX):

22	Online Sports Wagering Loss Carryforward - End of Prior Month	-
23	Online Sports Wagering Loss Carryforward Applied to Current Month	-
24	Online Sports Wagering Loss - Current Month	-
25	Online Sports Wagering Loss Carryforward - End of Current Month	-

26	Total Sports Wagering Tax Payment (sum lines 9 and 21)	\$ 947,512
27	Monthly Retail Sports Wagering Promotional Gaming Credits Wagered	-
28	Monthly Online Sports Wagering Promotional Gaming Credits Wagered (DGE-101)	-

FORM MAY NOT FOOT DUE TO ROUNDING

Under penalties of perjury, I declare that I have examined this report, and to the best of my knowledge and belief, it is true and complete.

Hetal Mistry

Hetal Mistry

10/7/2024

Date

Casino Controller 10465-11

Title and License Number

**HARD ROCK HOTEL AND CASINO ATLANTIC CITY
ONLINE SPORTS WAGERING SKIN DETAIL REPORT
FOR THE MONTH OF SEPTEMBER 2024**

ONLINE SPORTS WAGERING DETAIL BY SKIN

Line	Description	HARD ROCK BET Gross Revenue	BET365 Gross Revenue	UNIBET Gross Revenue	Total Gross Revenue
14	Year-to-Date Online Sports Wagering Gross Revenue	\$ 8,040,257	\$ 31,310,170	\$ 285,829	\$ 39,636,256
15	Less: Prior Month's Year-to-Date Online Sports Wagering Gross Revenue	6,006,692	26,500,736	285,829	32,793,257
16	Monthly Online Sports Wagering Gross Revenue	2,033,565	4,809,434	-	6,842,999

HARRAH'S ATLANTIC CITY MONTHLY SPORTS WAGERING TAX RETURN FOR THE MONTH OF SEPTEMBER 2024

SPORTS WAGERING - RETAIL

Line (a)	Description (b)	Gross Revenue/Tax (c)
1	Year-to-Date Retail Sports Wagering Gross Revenue	\$ 792,414
2	Less: Last Month's Year-to-Date Retail Sports Wagering Gross Revenue	665,281
3	Monthly Retail Sports Wagering Gross Revenue	127,133
4	Monthly Adjustments	3
5	Monthly Retail Sports Wagering Promotional Gaming Credit Deduction	-
6	Monthly Taxable Retail Sports Wagering Gross Revenue	127,136
7	Monthly 8.5% Tax on Retail Sports Wagering Gross Revenue	10,807
8	Less: Retail Sports Wagering Loss Carryforward Applied (if applicable)	-
9	Total Retail Sports Wagering Tax Payment for this Month	10,807

LOSS CARRYFORWARD INFORMATION (8.5% TAX):

10	Retail Sports Wagering Loss Carryforward - End of Prior Month	-
11	Retail Sports Wagering Loss Carryforward Applied to Current Month	-
12	Retail Sports Wagering Loss - Current Month	-
13	Retail Sports Wagering Loss Carryforward - End of Current Month	-

SPORTS WAGERING - ONLINE

Line (a)	Description (b)	Gross Revenue/Tax (c)
14	Year-to-Date Online Sports Wagering Gross Revenue	\$ -
15	Less: Last Month's Year-to-Date Online Sports Wagering Gross Revenue	-
16	Monthly Online Sports Wagering Gross Revenue	-
17	Monthly Adjustments	-
18	Monthly Taxable Online Sports Wagering Gross Revenue	-
19	Monthly 13% Tax on Online Sports Wagering Gross Revenue	-
20	Less: Online Sports Wagering Loss Applied from Prior Month (if applicable)	-
21	Total Online Sports Wagering Tax Payment for this Month	-


LOSS CARRYFORWARD INFORMATION (13% TAX):

22	Online Sports Wagering Loss Carryforward - End of Prior Month	-
23	Online Sports Wagering Loss Carryforward Applied to Current Month	-
24	Online Sports Wagering Loss - Current Month	-
25	Online Sports Wagering Loss Carryforward - End of Current Month	-

26	Total Sports Wagering Tax Payment (sum lines 9 and 21)	\$ 10,807
27	Monthly Retail Sports Wagering Promotional Gaming Credits Wagered	-
28	Monthly Online Sports Wagering Promotional Gaming Credits Wagered (DGE-101)	-

FORM MAY NOT FOOT DUE TO ROUNDING

Under penalties of perjury, I declare that I have examined this report, and to the best of my knowledge and belief, it is true and complete.

 _____ Taalib-deen Muhammad	10/9/2024 _____ Date
Operations Controller (08168-11) _____ Title and License Number	

**CAESARS INTERACTIVE ENTERTAINMENT NEW JERSEY
(AFFILIATE OF HARRAH'S ATLANTIC CITY)
MONTHLY SPORTS WAGERING TAX RETURN
FOR THE MONTH OF SEPTEMBER 2024**

SPORTS WAGERING - RETAIL

Line (a)	Description (b)	Gross Revenue/Tax (c)
1	Year-to-Date Retail Sports Wagering Gross Revenue	\$ -
2	Less: Last Month's Year-to-Date Retail Sports Wagering Gross Revenue	-
3	Monthly Retail Sports Wagering Gross Revenue	-
4	Monthly Adjustments	-
5	Monthly Retail Sports Wagering Promotional Gaming Credit Deduction	-
6	Monthly Taxable Retail Sports Wagering Gross Revenue	-
7	Monthly 8.5% Tax on Retail Sports Wagering Gross Revenue	-
8	Less: Retail Sports Wagering Loss Carryforward Applied (if applicable)	-
9	Total Retail Sports Wagering Tax Payment for this Month	-

LOSS CARRYFORWARD INFORMATION (8.5% TAX):

10	Retail Sports Wagering Loss Carryforward - End of Prior Month	-
11	Retail Sports Wagering Loss Carryforward Applied to Current Month	-
12	Retail Sports Wagering Loss - Current Month	-
13	Retail Sports Wagering Loss Carryforward - End of Current Month	-

SPORTS WAGERING - ONLINE

Line (a)	Description (b)	Gross Revenue/Tax (c)
14	Year-to-Date Online Sports Wagering Gross Revenue	\$ 810,180
15	Less: Last Month's Year-to-Date Online Sports Wagering Gross Revenue	755,914
16	Monthly Online Sports Wagering Gross Revenue	54,266
17	Monthly Adjustments	1,966
18	Monthly Taxable Online Sports Wagering Gross Revenue	56,232
19	Monthly 13% Tax on Online Sports Wagering Gross Revenue	7,310
20	Less: Online Sports Wagering Loss Applied from Prior Month (if applicable)	-
21	Total Online Sports Wagering Tax Payment for this Month	7,310

LOSS CARRYFORWARD INFORMATION (13% TAX):

22	Online Sports Wagering Loss Carryforward - End of Prior Month	-
23	Online Sports Wagering Loss Carryforward Applied to Current Month	-
24	Online Sports Wagering Loss - Current Month	-
25	Online Sports Wagering Loss Carryforward - End of Current Month	-

26	Total Sports Wagering Tax Payment (sum lines 9 and 21)	\$ 7,310
----	--	----------

27	Monthly Retail Sports Wagering Promotional Gaming Credits Wagered	-
28	Monthly Online Sports Wagering Promotional Gaming Credits Wagered (DGE-101)	-

FORM MAY NOT FOOT DUE TO ROUNDING

Under penalties of perjury, I declare that I have examined this report, and to the best of my knowledge and belief, it is true and complete.

Cheryl Francese

Cheryl Francese

10/9/2024

Date

Vice President of Finance Caesars Digital (#010834-11)

Title and License Number

**CAESARS INTERACTIVE ENTERTAINMENT NEW JERSEY
(AFFILIATE OF HARRAH'S ATLANTIC CITY)
ONLINE SPORTS WAGERING SKIN DETAIL REPORT
FOR THE MONTH OF SEPTEMBER 2024**

ONLINE SPORTS WAGERING DETAIL BY SKIN

Line	Description	Prophet Exchange Gross Revenue	BETPARX Gross Revenue	Gross Revenue	Total Gross Revenue
14	Year-to-Date Online Sports Wagering Gross Revenue	\$ 398,963	\$ 411,217	\$ -	\$ 810,180
15	Less: Prior Month's Year-to-Date Online Sports Wagering Gross Revenue	398,963	356,951	-	755,914
16	Monthly Online Sports Wagering Gross Revenue	-	54,266	-	54,266

OCEAN CASINO RESORT

MONTHLY SPORTS WAGERING TAX RETURN

FOR THE MONTH OF SEPTEMBER 2024

SPORTS WAGERING - RETAIL

Line (a)	Description (b)	Gross Revenue/Tax (c)
1	Year-to-Date Retail Sports Wagering Gross Revenue	\$ 420,345
2	Less: Last Month's Year-to-Date Retail Sports Wagering Gross Revenue	(114,695)
3	Monthly Retail Sports Wagering Gross Revenue	535,040
4	Monthly Adjustments	166
5	Monthly Retail Sports Wagering Promotional Gaming Credit Deduction	-
6	Monthly Taxable Retail Sports Wagering Gross Revenue	535,206
7	Monthly 8.5% Tax on Retail Sports Wagering Gross Revenue	45,493
8	Less: Retail Sports Wagering Loss Carryforward Applied (if applicable)	(18,090)
9	Total Retail Sports Wagering Tax Payment for this Month	27,403

LOSS CARRYFORWARD INFORMATION (8.5% TAX):

10	Retail Sports Wagering Loss Carryforward - End of Prior Month	(18,090)
11	Retail Sports Wagering Loss Carryforward Applied to Current Month	18,090
12	Retail Sports Wagering Loss - Current Month	-
13	Retail Sports Wagering Loss Carryforward - End of Current Month	-

SPORTS WAGERING - ONLINE

Line (a)	Description (b)	Gross Revenue/Tax (c)
14	Year-to-Date Online Sports Wagering Gross Revenue	\$ 2,276,812
15	Less: Last Month's Year-to-Date Online Sports Wagering Gross Revenue	2,219,491
16	Monthly Online Sports Wagering Gross Revenue	57,321
17	Monthly Adjustments	-
18	Monthly Taxable Online Sports Wagering Gross Revenue	57,321
19	Monthly 13% Tax on Online Sports Wagering Gross Revenue	7,452
20	Less: Online Sports Wagering Loss Applied from Prior Month (if applicable)	-
21	Total Online Sports Wagering Tax Payment for this Month	7,452

LOSS CARRYFORWARD INFORMATION (13% TAX):

22	Online Sports Wagering Loss Carryforward - End of Prior Month	-
23	Online Sports Wagering Loss Carryforward Applied to Current Month	-
24	Online Sports Wagering Loss - Current Month	-
25	Online Sports Wagering Loss Carryforward - End of Current Month	-

26	Total Sports Wagering Tax Payment (sum lines 9 and 21)	\$ 34,855
27	Monthly Retail Sports Wagering Promotional Gaming Credits Wagered	-
28	Monthly Online Sports Wagering Promotional Gaming Credits Wagered (DGE-101)	-

FORM MAY NOT FOOT DUE TO ROUNDING

Under penalties of perjury, I declare that I have examined this report, and to the best of my knowledge and belief, it is true and complete.



Frank Pollock

10/9/2024

Date

Casino Accounting Controller 9869-11

Title and License Number

OCEAN CASINO RESORT
ONLINE SPORTS WAGERING SKIN DETAIL REPORT
FOR THE MONTH OF SEPTEMBER 2024

ONLINE SPORTS WAGERING DETAIL BY SKIN

Line	Description	TIPICO Gross Revenue	PRIME Gross Revenue	Gross Revenue	Total Gross Revenue
14	Year-to-Date Online Sports Wagering Gross Revenue	\$ 1,599,204	\$ 677,608	\$ -	\$ 2,276,812
15	Less: Prior Month's Year-to-Date Online Sports Wagering Gross Revenue	1,599,204	620,287	-	2,219,491
16	Monthly Online Sports Wagering Gross Revenue	-	57,321	-	57,321

RESORTS CASINO HOTEL (DGMB CASINO, LLC)

MONTHLY SPORTS WAGERING TAX RETURN

FOR THE MONTH OF SEPTEMBER 2024

SPORTS WAGERING - RETAIL

Line (a)	Description (b)	Gross Revenue/Tax (c)
1	Year-to-Date Retail Sports Wagering Gross Revenue	\$ 178,178
2	Less: Last Month's Year-to-Date Retail Sports Wagering Gross Revenue	(25,514)
3	Monthly Retail Sports Wagering Gross Revenue	203,692
4	Monthly Adjustments	-
5	Monthly Retail Sports Wagering Promotional Gaming Credit Deduction	-
6	Monthly Taxable Retail Sports Wagering Gross Revenue	203,692
7	Monthly 8.5% Tax on Retail Sports Wagering Gross Revenue	17,314
8	Less: Retail Sports Wagering Loss Carryforward Applied (if applicable)	(17,314)
9	Total Retail Sports Wagering Tax Payment for this Month	-

LOSS CARRYFORWARD INFORMATION (8.5% TAX):

10	Retail Sports Wagering Loss Carryforward - End of Prior Month	(31,834)
11	Retail Sports Wagering Loss Carryforward Applied to Current Month	17,314
12	Retail Sports Wagering Loss - Current Month	-
13	Retail Sports Wagering Loss Carryforward - End of Current Month	(14,520)

SPORTS WAGERING - ONLINE

Line (a)	Description (b)	Gross Revenue/Tax (c)
14	Year-to-Date Online Sports Wagering Gross Revenue	\$ 220,713,694
15	Less: Last Month's Year-to-Date Online Sports Wagering Gross Revenue	181,615,367
16	Monthly Online Sports Wagering Gross Revenue	39,098,327
17	Monthly Adjustments	57,506
18	Monthly Taxable Online Sports Wagering Gross Revenue	39,155,833
19	Monthly 13% Tax on Online Sports Wagering Gross Revenue	5,090,258
20	Less: Online Sports Wagering Loss Applied from Prior Month (if applicable)	-
21	Total Online Sports Wagering Tax Payment for this Month	5,090,258

LOSS CARRYFORWARD INFORMATION (13% TAX):

22	Online Sports Wagering Loss Carryforward - End of Prior Month	-
23	Online Sports Wagering Loss Carryforward Applied to Current Month	-
24	Online Sports Wagering Loss - Current Month	-
25	Online Sports Wagering Loss Carryforward - End of Current Month	-

26	Total Sports Wagering Tax Payment (sum lines 9 and 21)	\$ 5,090,258
27	Monthly Retail Sports Wagering Promotional Gaming Credits Wagered	-
28	Monthly Online Sports Wagering Promotional Gaming Credits Wagered (DGE-101)	-

FORM MAY NOT FOOT DUE TO ROUNDING

Under penalties of perjury, I declare that I have examined this report, and to the best of my knowledge and belief, it is true and complete.



Chris Renna

10/9/2024

Date

DIRECTOR OF INTERNET GAMING/IGM 010987-11

Title and License Number

RESORTS CASINO HOTEL (DGMB CASINO, LLC)
ONLINE SPORTS WAGERING SKIN DETAIL REPORT
FOR THE MONTH OF SEPTEMBER 2024

ONLINE SPORTS WAGERING DETAIL BY SKIN

Line	Description	DRAFTKINGS Gross Revenue	ESPN BET Gross Revenue	Gross Revenue	Total Gross Revenue
14	Year-to-Date Online Sports Wagering Gross Revenue	\$ 215,448,652	\$ 5,265,042	\$ -	\$ 220,713,694
15	Less: Prior Month's Year-to-Date Online Sports Wagering Gross Revenue	178,878,757	2,736,610	-	181,615,367
16	Monthly Online Sports Wagering Gross Revenue	36,569,895	2,528,432	-	39,098,327

TROPICANA CASINO & RESORT

MONTHLY SPORTS WAGERING TAX RETURN

FOR THE MONTH OF SEPTEMBER 2024

SPORTS WAGERING - RETAIL

Line (a)	Description (b)	Gross Revenue/Tax (c)
1	Year-to-Date Retail Sports Wagering Gross Revenue	\$ 829,449
2	Less: Last Month's Year-to-Date Retail Sports Wagering Gross Revenue	657,668
3	Monthly Retail Sports Wagering Gross Revenue	171,781
4	Monthly Adjustments	155
5	Monthly Retail Sports Wagering Promotional Gaming Credit Deduction	-
6	Monthly Taxable Retail Sports Wagering Gross Revenue	171,936
7	Monthly 8.5% Tax on Retail Sports Wagering Gross Revenue	14,615
8	Less: Retail Sports Wagering Loss Carryforward Applied (if applicable)	-
9	Total Retail Sports Wagering Tax Payment for this Month	14,615

LOSS CARRYFORWARD INFORMATION (8.5% TAX):

10	Retail Sports Wagering Loss Carryforward - End of Prior Month	-
11	Retail Sports Wagering Loss Carryforward Applied to Current Month	-
12	Retail Sports Wagering Loss - Current Month	-
13	Retail Sports Wagering Loss Carryforward - End of Current Month	-

SPORTS WAGERING - ONLINE

Line (a)	Description (b)	Gross Revenue/Tax (c)
14	Year-to-Date Online Sports Wagering Gross Revenue	\$ -
15	Less: Last Month's Year-to-Date Online Sports Wagering Gross Revenue	-
16	Monthly Online Sports Wagering Gross Revenue	-
17	Monthly Adjustments	-
18	Monthly Taxable Online Sports Wagering Gross Revenue	-
19	Monthly 13% Tax on Online Sports Wagering Gross Revenue	-
20	Less: Online Sports Wagering Loss Applied from Prior Month (if applicable)	-
21	Total Online Sports Wagering Tax Payment for this Month	-

LOSS CARRYFORWARD INFORMATION (13% TAX):

22	Online Sports Wagering Loss Carryforward - End of Prior Month	-
23	Online Sports Wagering Loss Carryforward Applied to Current Month	-
24	Online Sports Wagering Loss - Current Month	-
25	Online Sports Wagering Loss Carryforward - End of Current Month	-

26	Total Sports Wagering Tax Payment (sum lines 9 and 21)	\$ 14,615
27	Monthly Retail Sports Wagering Promotional Gaming Credits Wagered	-
28	Monthly Online Sports Wagering Promotional Gaming Credits Wagered (DGE-101)	-

FORM MAY NOT FOOT DUE TO ROUNDING

Under penalties of perjury, I declare that I have examined this report, and to the best of my knowledge and belief, it is true and complete.



John Happersett

10/9/2024

Date

Operations Controller 009569-11

Title and License Number

**CAESARS INTERACTIVE ENTERTAINMENT NEW JERSEY
(AFFILIATE OF TROPICANA CASINO & RESORT)
MONTHLY SPORTS WAGERING TAX RETURN
FOR THE MONTH OF SEPTEMBER 2024**

SPORTS WAGERING - RETAIL

Line (a)	Description (b)	Gross Revenue/Tax (c)
1	Year-to-Date Retail Sports Wagering Gross Revenue	\$ -
2	Less: Last Month's Year-to-Date Retail Sports Wagering Gross Revenue	-
3	Monthly Retail Sports Wagering Gross Revenue	-
4	Monthly Adjustments	-
5	Monthly Retail Sports Wagering Promotional Gaming Credit Deduction	-
6	Monthly Taxable Retail Sports Wagering Gross Revenue	-
7	Monthly 8.5% Tax on Retail Sports Wagering Gross Revenue	-
8	Less: Retail Sports Wagering Loss Carryforward Applied (if applicable)	-
9	Total Retail Sports Wagering Tax Payment for this Month	-

LOSS CARRYFORWARD INFORMATION (8.5% TAX):

10	Retail Sports Wagering Loss Carryforward - End of Prior Month	-
11	Retail Sports Wagering Loss Carryforward Applied to Current Month	-
12	Retail Sports Wagering Loss - Current Month	-
13	Retail Sports Wagering Loss Carryforward - End of Current Month	-

SPORTS WAGERING - ONLINE

Line (a)	Description (b)	Gross Revenue/Tax (c)
14	Year-to-Date Online Sports Wagering Gross Revenue	\$ 22,557,362
15	Less: Last Month's Year-to-Date Online Sports Wagering Gross Revenue	18,786,863
16	Monthly Online Sports Wagering Gross Revenue	3,770,499
17	Monthly Adjustments	-
18	Monthly Taxable Online Sports Wagering Gross Revenue	3,770,499
19	Monthly 13% Tax on Online Sports Wagering Gross Revenue	490,165
20	Less: Online Sports Wagering Loss Applied from Prior Month (if applicable)	-
21	Total Online Sports Wagering Tax Payment for this Month	490,165

LOSS CARRYFORWARD INFORMATION (13% TAX):

22	Online Sports Wagering Loss Carryforward - End of Prior Month	-
23	Online Sports Wagering Loss Carryforward Applied to Current Month	-
24	Online Sports Wagering Loss - Current Month	-
25	Online Sports Wagering Loss Carryforward - End of Current Month	-

26	Total Sports Wagering Tax Payment (sum lines 9 and 21)	\$ 490,165
----	--	------------

27	Monthly Retail Sports Wagering Promotional Gaming Credits Wagered	-
28	Monthly Online Sports Wagering Promotional Gaming Credits Wagered (DGE-101)	-

FORM MAY NOT FOOT DUE TO ROUNDING

Under penalties of perjury, I declare that I have examined this report, and to the best of my knowledge and belief, it is true and complete.

Cheryl Francese

Cheryl Francese

10/9/2024

Date

Vice President of Finance Caesars Digital (#010834-11)

Title and License Number

**CAESARS INTERACTIVE ENTERTAINMENT NEW JERSEY
(AFFILIATE OF TROPICANA CASINO & RESORT)
ONLINE SPORTS WAGERING SKIN DETAIL REPORT
FOR THE MONTH OF SEPTEMBER 2024**

ONLINE SPORTS WAGERING DETAIL BY SKIN

Line	Description	Caesars Sportsbook Gross Revenue	Gross Revenue	Gross Revenue	Total Gross Revenue
14	Year-to-Date Online Sports Wagering Gross Revenue	\$ 22,557,362	\$ -	\$ -	\$ 22,557,362
15	Less: Prior Month's Year-to-Date Online Sports Wagering Gross Revenue	18,786,863	-	-	18,786,863
16	Monthly Online Sports Wagering Gross Revenue	3,770,499	-	-	3,770,499

NEW MEADOWLANDS RACETRACK LLC

MONTHLY SPORTS WAGERING TAX RETURN

FOR THE MONTH OF SEPTEMBER 2024

SPORTS WAGERING - RETAIL

Line (a)	Description (b)	Gross Revenue/Tax (c)
1	Year-to-Date Retail Sports Wagering Gross Revenue	\$ 17,671,895
2	Less: Last Month's Year-to-Date Retail Sports Wagering Gross Revenue	\$ 13,519,973
3	Monthly Retail Sports Wagering Gross Revenue	4,151,922
4	Monthly Adjustments	14
5	Monthly Retail Sports Wagering Promotional Gaming Credit Deduction	-
6	Monthly Taxable Retail Sports Wagering Gross Revenue	4,151,936
7	Monthly 8.5% Tax on Retail Sports Wagering Gross Revenue	352,915
8	Less: Retail Sports Wagering Loss Carryforward Applied (if applicable)	-
9	Total Retail Sports Wagering Tax Payment for this Month	352,915

LOSS CARRYFORWARD INFORMATION (8.5% TAX):

10	Retail Sports Wagering Loss Carryforward - End of Prior Month	-
11	Retail Sports Wagering Loss Carryforward Applied to Current Month	-
12	Retail Sports Wagering Loss - Current Month	-
13	Retail Sports Wagering Loss Carryforward - End of Current Month	-

SPORTS WAGERING - ONLINE

Line (a)	Description (b)	Gross Revenue/Tax (c)
14	Year-to-Date Online Sports Wagering Gross Revenue	\$ 434,165,401
15	Less: Last Month's Year-to-Date Online Sports Wagering Gross Revenue	385,514,974
16	Monthly Online Sports Wagering Gross Revenue	48,650,427
17	Monthly Adjustments	5
18	Monthly Taxable Online Sports Wagering Gross Revenue	48,650,432
19	Monthly 13% Tax on Online Sports Wagering Gross Revenue	6,324,556
20	Less: Online Sports Wagering Loss Applied from Prior Month (if applicable)	-
21	Total Online Sports Wagering Tax Payment for this Month	6,324,556

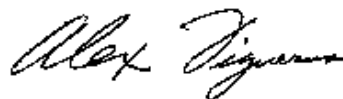
LOSS CARRYFORWARD INFORMATION (13% TAX):

22	Online Sports Wagering Loss Carryforward - End of Prior Month	-
23	Online Sports Wagering Loss Carryforward Applied to Current Month	-
24	Online Sports Wagering Loss - Current Month	-
25	Online Sports Wagering Loss Carryforward - End of Current Month	-

26	Total Sports Wagering Tax Payment (sum lines 9 and 21)	\$ 6,677,471
27	Monthly Retail Sports Wagering Promotional Gaming Credits Wagered	-
28	Monthly Online Sports Wagering Promotional Gaming Credits Wagered (DGE-101)	-

FORM MAY NOT FOOT DUE TO ROUNDING

Under penalties of perjury, I declare that I have examined this report, and to the best of my knowledge and belief, it is true and complete.



Alex Figueras

10/9/2024

Date

Chief Financial Officer (10031-11)

Title and License Number

NEW MEADOWLANDS RACETRACK LLC
ONLINE SPORTS WAGERING SKIN DETAIL REPORT
FOR THE MONTH OF SEPTEMBER 2024

ONLINE SPORTS WAGERING DETAIL BY SKIN

Line	Description	FANDUEL Gross Revenue	POINTSBET Gross Revenue	SUPERBOOK Gross Revenue	Total Gross Revenue
14	Year-to-Date Online Sports Wagering Gross Revenue	\$ 345,461,489	\$ 88,345,472	\$ 358,440	\$ 434,165,401
15	Less: Prior Month's Year-to-Date Online Sports Wagering Gross Revenue	296,704,018	88,345,472	465,484	385,514,974
16	Monthly Online Sports Wagering Gross Revenue	48,757,471	-	(107,044)	48,650,427

DARBY DEVELOPMENT (MONMOUTH PARK) MONTHLY SPORTS WAGERING TAX RETURN FOR THE MONTH OF SEPTEMBER 2024

SPORTS WAGERING - RETAIL

Line (a)	Description (b)	Gross Revenue/Tax (c)
1	Year-to-Date Retail Sports Wagering Gross Revenue	\$ 3,539,391
2	Less: Last Month's Year-to-Date Retail Sports Wagering Gross Revenue	2,309,470
3	Monthly Retail Sports Wagering Gross Revenue	1,229,921
4	Monthly Adjustments	729
5	Monthly Retail Sports Wagering Promotional Gaming Credit Deduction	-
6	Monthly Taxable Retail Sports Wagering Gross Revenue	1,230,650
7	Monthly 8.5% Tax on Retail Sports Wagering Gross Revenue	104,605
8	Less: Retail Sports Wagering Loss Carryforward Applied (if applicable)	-
9	Total Retail Sports Wagering Tax Payment for this Month	104,605

LOSS CARRYFORWARD INFORMATION (8.5% TAX):

10	Retail Sports Wagering Loss Carryforward - End of Prior Month	-
11	Retail Sports Wagering Loss Carryforward Applied to Current Month	-
12	Retail Sports Wagering Loss - Current Month	-
13	Retail Sports Wagering Loss Carryforward - End of Current Month	-

SPORTS WAGERING - ONLINE

Line (a)	Description (b)	Gross Revenue/Tax (c)
14	Year-to-Date Online Sports Wagering Gross Revenue	\$ 11,583,250
15	Less: Last Month's Year-to-Date Online Sports Wagering Gross Revenue	9,714,380
16	Monthly Online Sports Wagering Gross Revenue	1,868,870
17	Monthly Adjustments	-
18	Monthly Taxable Online Sports Wagering Gross Revenue	1,868,870
19	Monthly 13% Tax on Online Sports Wagering Gross Revenue	242,953
20	Less: Online Sports Wagering Loss Applied from Prior Month (if applicable)	-
21	Total Online Sports Wagering Tax Payment for this Month	242,953

LOSS CARRYFORWARD INFORMATION (13% TAX):

22	Online Sports Wagering Loss Carryforward - End of Prior Month	-
23	Online Sports Wagering Loss Carryforward Applied to Current Month	-
24	Online Sports Wagering Loss - Current Month	-
25	Online Sports Wagering Loss Carryforward - End of Current Month	-

26	Total Sports Wagering Tax Payment (sum lines 9 and 21)	\$ 347,558
27	Monthly Retail Sports Wagering Promotional Gaming Credits Wagered	-
28	Monthly Online Sports Wagering Promotional Gaming Credits Wagered (DGE-101)	-

FORM MAY NOT FOOT DUE TO ROUNDING

Under penalties of perjury, I declare that I have examined this report, and to the best of my knowledge and belief, it is true and complete.



Jeff Wischerath

10/9/2024

Date

Controller (10793-11)

Title and License Number

DARBY DEVELOPMENT (MONMOUTH PARK)
ONLINE SPORTS WAGERING SKIN DETAIL REPORT
FOR THE MONTH OF SEPTEMBER 2024

ONLINE SPORTS WAGERING DETAIL BY SKIN

Line	Description	Caesars Sportsbook Gross Revenue	BETRIVERS Gross Revenue	Gross Revenue	Total Gross Revenue
14	Year-to-Date Online Sports Wagering Gross Revenue	\$ 3,355,460	\$ 8,227,790	\$ -	\$ 11,583,250
15	Less: Prior Month's Year-to-Date Online Sports Wagering Gross Revenue	2,893,665	6,820,715	-	9,714,380
16	Monthly Online Sports Wagering Gross Revenue	461,795	1,407,075	-	1,868,870