

# BALLY'S ATLANTIC CITY

## MONTHLY SPORTS WAGERING TAX RETURN

### FOR THE MONTH OF FEBRUARY 2025

#### SPORTS WAGERING - RETAIL

Line (a)	Description (b)	Gross Revenue/Tax (c)
1	Year-to-Date Retail Sports Wagering Gross Revenue	\$ (247,207)
2	Less: Last Month's Year-to-Date Retail Sports Wagering Gross Revenue	(108,021)
3	Monthly Retail Sports Wagering Gross Revenue	(139,186)
4	Monthly Adjustments	-
5	Monthly Retail Sports Wagering Promotional Gaming Credit Deduction	-
6	Monthly Taxable Retail Sports Wagering Gross Revenue	(139,186)
7	Monthly 8.5% Tax on Retail Sports Wagering Gross Revenue	(11,831)
8	Less: Retail Sports Wagering Loss Carryforward Applied (if applicable)	-
9	Total Retail Sports Wagering Tax Payment for this Month	-

#### LOSS CARRYFORWARD INFORMATION (8.5% TAX):

10	Retail Sports Wagering Loss Carryforward - End of Prior Month	(9,182)
11	Retail Sports Wagering Loss Carryforward Applied to Current Month	-
12	Retail Sports Wagering Loss - Current Month	(11,831)
13	Retail Sports Wagering Loss Carryforward - End of Current Month	(21,013)

#### SPORTS WAGERING - ONLINE

Line (a)	Description (b)	Gross Revenue/Tax (c)
14	Year-to-Date Online Sports Wagering Gross Revenue	\$ 10,939,994
15	Less: Last Month's Year-to-Date Online Sports Wagering Gross Revenue	7,079,906
16	Monthly Online Sports Wagering Gross Revenue	3,860,088
17	Monthly Adjustments	-
18	Monthly Taxable Online Sports Wagering Gross Revenue	3,860,088
19	Monthly 13% Tax on Online Sports Wagering Gross Revenue	501,811
20	Less: Online Sports Wagering Loss Applied from Prior Month (if applicable)	-
21	Total Online Sports Wagering Tax Payment for this Month	501,811

#### LOSS CARRYFORWARD INFORMATION (13% TAX):

22	Online Sports Wagering Loss Carryforward - End of Prior Month	-
23	Online Sports Wagering Loss Carryforward Applied to Current Month	-
24	Online Sports Wagering Loss - Current Month	-
25	Online Sports Wagering Loss Carryforward - End of Current Month	-

26	Total Sports Wagering Tax Payment (sum lines 9 and 21)	\$ 501,811
27	Monthly Retail Sports Wagering Promotional Gaming Credits Wagered	-
28	Monthly Online Sports Wagering Promotional Gaming Credits Wagered (DGE-101)	-

FORM MAY NOT FOOT DUE TO ROUNDING

Under penalties of perjury, I declare that I have examined this report, and to the best of my knowledge and belief, it is true and complete.

*Kathleen L. Worth*

Kathleen Worth

3/6/2025

Date

Operations Controller 6896-11

Title and License Number

**BALLY'S ATLANTIC CITY**  
**ONLINE SPORTS WAGERING SKIN DETAIL REPORT**  
**FOR THE MONTH OF FEBRUARY 2025**

**ONLINE SPORTS WAGERING DETAIL BY SKIN**

Line	Description	SPORTTRADE Gross Revenue	BETFANATICS Gross Revenue	BALLY BET Gross Revenue	Total Gross Revenue
14	Year-to-Date Online Sports Wagering Gross Revenue	\$ 318,692	\$ 10,203,138	\$ 418,164	\$ 10,939,994
15	Less: Prior Month's Year-to-Date Online Sports Wagering Gross Revenue	97,059	6,751,590	231,257	7,079,906
16	Monthly Online Sports Wagering Gross Revenue	221,633	3,451,548	186,907	3,860,088

# BORGATA HOTEL CASINO & SPA

## MONTHLY SPORTS WAGERING TAX RETURN

### FOR THE MONTH OF FEBRUARY 2025

#### SPORTS WAGERING - RETAIL

Line (a)	Description (b)	Gross Revenue/Tax (c)
1	Year-to-Date Retail Sports Wagering Gross Revenue	\$ 646,412
2	Less: Last Month's Year-to-Date Retail Sports Wagering Gross Revenue	1,054,003
3	Monthly Retail Sports Wagering Gross Revenue	(407,591)
4	Monthly Adjustments	-
5	Monthly Retail Sports Wagering Promotional Gaming Credit Deduction	-
6	Monthly Taxable Retail Sports Wagering Gross Revenue	(407,591)
7	Monthly 8.5% Tax on Retail Sports Wagering Gross Revenue	(34,645)
8	Less: Retail Sports Wagering Loss Carryforward Applied (if applicable)	-
9	Total Retail Sports Wagering Tax Payment for this Month	-

#### LOSS CARRYFORWARD INFORMATION (8.5% TAX):

10	Retail Sports Wagering Loss Carryforward - End of Prior Month	-
11	Retail Sports Wagering Loss Carryforward Applied to Current Month	-
12	Retail Sports Wagering Loss - Current Month	(34,645)
13	Retail Sports Wagering Loss Carryforward - End of Current Month	(34,645)

#### SPORTS WAGERING - ONLINE

Line (a)	Description (b)	Gross Revenue/Tax (c)
14	Year-to-Date Online Sports Wagering Gross Revenue	\$ 14,523,001
15	Less: Last Month's Year-to-Date Online Sports Wagering Gross Revenue	8,393,243
16	Monthly Online Sports Wagering Gross Revenue	6,129,758
17	Monthly Adjustments	-
18	Monthly Taxable Online Sports Wagering Gross Revenue	6,129,758
19	Monthly 13% Tax on Online Sports Wagering Gross Revenue	796,869
20	Less: Online Sports Wagering Loss Applied from Prior Month (if applicable)	-
21	Total Online Sports Wagering Tax Payment for this Month	796,869

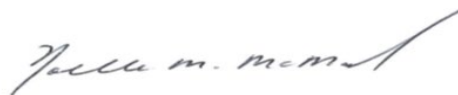
#### LOSS CARRYFORWARD INFORMATION (13% TAX):

22	Online Sports Wagering Loss Carryforward - End of Prior Month	-
23	Online Sports Wagering Loss Carryforward Applied to Current Month	-
24	Online Sports Wagering Loss - Current Month	-
25	Online Sports Wagering Loss Carryforward - End of Current Month	-

26	Total Sports Wagering Tax Payment (sum lines 9 and 21)	\$ 796,869
27	Monthly Retail Sports Wagering Promotional Gaming Credits Wagered	-
28	Monthly Online Sports Wagering Promotional Gaming Credits Wagered (DGE-101)	-

FORM MAY NOT FOOT DUE TO ROUNDING

Under penalties of perjury, I declare that I have examined this report, and to the best of my knowledge and belief, it is true and complete.



Noelle M. McManus

3/5/2025

Date

Casino Controller 9751-11  
Title and License Number

**BORGATA HOTEL CASINO & SPA**  
**ONLINE SPORTS WAGERING SKIN DETAIL REPORT**  
**FOR THE MONTH OF FEBRUARY 2025**

**ONLINE SPORTS WAGERING DETAIL BY SKIN**

Line	Description	BETMGM Gross Revenue	BORGATA Gross Revenue	Gross Revenue	Total Gross Revenue
14	Year-to-Date Online Sports Wagering Gross Revenue	\$ 13,262,454	\$ 1,260,547	\$ -	\$ 14,523,001
15	Less: Prior Month's Year-to-Date Online Sports Wagering Gross Revenue	7,363,804	1,029,439	-	8,393,243
16	Monthly Online Sports Wagering Gross Revenue	5,898,650	231,108	-	6,129,758

# CAESARS ATLANTIC CITY

## MONTHLY SPORTS WAGERING TAX RETURN

### FOR THE MONTH OF FEBRUARY 2025

#### SPORTS WAGERING - RETAIL

Line (a)	Description (b)	Gross Revenue/Tax (c)
1	Year-to-Date Retail Sports Wagering Gross Revenue	\$ (63,937)
2	Less: Last Month's Year-to-Date Retail Sports Wagering Gross Revenue	(60,629)
3	Monthly Retail Sports Wagering Gross Revenue	(3,308)
4	Monthly Adjustments	103
5	Monthly Retail Sports Wagering Promotional Gaming Credit Deduction	-
6	Monthly Taxable Retail Sports Wagering Gross Revenue	(3,205)
7	Monthly 8.5% Tax on Retail Sports Wagering Gross Revenue	(272)
8	Less: Retail Sports Wagering Loss Carryforward Applied (if applicable)	-
9	Total Retail Sports Wagering Tax Payment for this Month	-

#### LOSS CARRYFORWARD INFORMATION (8.5% TAX):

10	Retail Sports Wagering Loss Carryforward - End of Prior Month	(5,143)
11	Retail Sports Wagering Loss Carryforward Applied to Current Month	-
12	Retail Sports Wagering Loss - Current Month	(272)
13	Retail Sports Wagering Loss Carryforward - End of Current Month	(5,415)

#### SPORTS WAGERING - ONLINE

Line (a)	Description (b)	Gross Revenue/Tax (c)
14	Year-to-Date Online Sports Wagering Gross Revenue	\$ -
15	Less: Last Month's Year-to-Date Online Sports Wagering Gross Revenue	-
16	Monthly Online Sports Wagering Gross Revenue	-
17	Monthly Adjustments	-
18	Monthly Taxable Online Sports Wagering Gross Revenue	-
19	Monthly 13% Tax on Online Sports Wagering Gross Revenue	-
20	Less: Online Sports Wagering Loss Applied from Prior Month (if applicable)	-
21	Total Online Sports Wagering Tax Payment for this Month	-


#### LOSS CARRYFORWARD INFORMATION (13% TAX):

22	Online Sports Wagering Loss Carryforward - End of Prior Month	-
23	Online Sports Wagering Loss Carryforward Applied to Current Month	-
24	Online Sports Wagering Loss - Current Month	-
25	Online Sports Wagering Loss Carryforward - End of Current Month	-

26	Total Sports Wagering Tax Payment (sum lines 9 and 21)	\$ -
27	Monthly Retail Sports Wagering Promotional Gaming Credits Wagered	-
28	Monthly Online Sports Wagering Promotional Gaming Credits Wagered (DGE-101)	-

FORM MAY NOT FOOT DUE TO ROUNDING

Under penalties of perjury, I declare that I have examined this report, and to the best of my knowledge and belief, it is true and complete.



ANGELA BIANCHINI

3/7/2025

Date

OPERATIONS CONTROLLER (8454-11)

Title and License Number

# GOLDEN NUGGET

## MONTHLY SPORTS WAGERING TAX RETURN

### FOR THE MONTH OF FEBRUARY 2025

#### SPORTS WAGERING - RETAIL

Line (a)	Description (b)	Gross Revenue/Tax (c)
1	Year-to-Date Retail Sports Wagering Gross Revenue	\$ 20,288
2	Less: Last Month's Year-to-Date Retail Sports Wagering Gross Revenue	(596)
3	Monthly Retail Sports Wagering Gross Revenue	20,884
4	Monthly Adjustments	-
5	Monthly Retail Sports Wagering Promotional Gaming Credit Deduction	-
6	Monthly Taxable Retail Sports Wagering Gross Revenue	20,884
7	Monthly 8.5% Tax on Retail Sports Wagering Gross Revenue	1,775
8	Less: Retail Sports Wagering Loss Carryforward Applied (if applicable)	(1,775)
9	Total Retail Sports Wagering Tax Payment for this Month	-

#### LOSS CARRYFORWARD INFORMATION (8.5% TAX):

10	Retail Sports Wagering Loss Carryforward - End of Prior Month	(5,027)
11	Retail Sports Wagering Loss Carryforward Applied to Current Month	1,775
12	Retail Sports Wagering Loss - Current Month	-
13	Retail Sports Wagering Loss Carryforward - End of Current Month	(3,252)

#### SPORTS WAGERING - ONLINE

Line (a)	Description (b)	Gross Revenue/Tax (c)
14	Year-to-Date Online Sports Wagering Gross Revenue	\$ (1,143)
15	Less: Last Month's Year-to-Date Online Sports Wagering Gross Revenue	(675)
16	Monthly Online Sports Wagering Gross Revenue	(468)
17	Monthly Adjustments	-
18	Monthly Taxable Online Sports Wagering Gross Revenue	(468)
19	Monthly 13% Tax on Online Sports Wagering Gross Revenue	(61)
20	Less: Online Sports Wagering Loss Applied from Prior Month (if applicable)	-
21	Total Online Sports Wagering Tax Payment for this Month	-

#### LOSS CARRYFORWARD INFORMATION (13% TAX):

22	Online Sports Wagering Loss Carryforward - End of Prior Month	(1,509)
23	Online Sports Wagering Loss Carryforward Applied to Current Month	-
24	Online Sports Wagering Loss - Current Month	(61)
25	Online Sports Wagering Loss Carryforward - End of Current Month	(1,570)

26	Total Sports Wagering Tax Payment (sum lines 9 and 21)	\$ -
27	Monthly Retail Sports Wagering Promotional Gaming Credits Wagered	-
28	Monthly Online Sports Wagering Promotional Gaming Credits Wagered (DGE-101)	-

FORM MAY NOT FOOT DUE TO ROUNDING

Under penalties of perjury, I declare that I have examined this report, and to the best of my knowledge and belief, it is true and complete.



John Caruso

3/7/2025

Date

Executive Director of Finance/Controller 8827.11

**GOLDEN NUGGET**  
**ONLINE SPORTS WAGERING SKIN DETAIL REPORT**  
**FOR THE MONTH OF FEBRUARY 2025**

**ONLINE SPORTS WAGERING DETAIL BY SKIN**

Line	Description	BETWAY Gross Revenue	Gross Revenue	Gross Revenue	Total Gross Revenue
14	Year-to-Date Online Sports Wagering Gross Revenue	\$ (1,143)	\$ -	\$ -	\$ (1,143)
15	Less: Prior Month's Year-to-Date Online Sports Wagering Gross Revenue	(675)	-	-	(675)
16	Monthly Online Sports Wagering Gross Revenue	(468)	-	-	(468)

# HARD ROCK HOTEL AND CASINO ATLANTIC CITY

## MONTHLY SPORTS WAGERING TAX RETURN

### FOR THE MONTH OF FEBRUARY 2025

#### SPORTS WAGERING - RETAIL

Line (a)	Description (b)	Gross Revenue/Tax (c)
1	Year-to-Date Retail Sports Wagering Gross Revenue	\$ (278,963)
2	Less: Last Month's Year-to-Date Retail Sports Wagering Gross Revenue	99,307
3	Monthly Retail Sports Wagering Gross Revenue	(378,270)
4	Monthly Adjustments	-
5	Monthly Retail Sports Wagering Promotional Gaming Credit Deduction	-
6	Monthly Taxable Retail Sports Wagering Gross Revenue	(378,270)
7	Monthly 8.5% Tax on Retail Sports Wagering Gross Revenue	(32,153)
8	Less: Retail Sports Wagering Loss Carryforward Applied (if applicable)	-
9	Total Retail Sports Wagering Tax Payment for this Month	-

#### LOSS CARRYFORWARD INFORMATION (8.5% TAX):

10	Retail Sports Wagering Loss Carryforward - End of Prior Month	(9,440)
11	Retail Sports Wagering Loss Carryforward Applied to Current Month	-
12	Retail Sports Wagering Loss - Current Month	(32,153)
13	Retail Sports Wagering Loss Carryforward - End of Current Month	(41,593)

#### SPORTS WAGERING - ONLINE

Line (a)	Description (b)	Gross Revenue/Tax (c)
14	Year-to-Date Online Sports Wagering Gross Revenue	\$ 11,629,703
15	Less: Last Month's Year-to-Date Online Sports Wagering Gross Revenue	6,731,769
16	Monthly Online Sports Wagering Gross Revenue	4,897,934
17	Monthly Adjustments	-
18	Monthly Taxable Online Sports Wagering Gross Revenue	4,897,934
19	Monthly 13% Tax on Online Sports Wagering Gross Revenue	636,731
20	Less: Online Sports Wagering Loss Applied from Prior Month (if applicable)	-
21	Total Online Sports Wagering Tax Payment for this Month	636,731

#### LOSS CARRYFORWARD INFORMATION (13% TAX):

22	Online Sports Wagering Loss Carryforward - End of Prior Month	-
23	Online Sports Wagering Loss Carryforward Applied to Current Month	-
24	Online Sports Wagering Loss - Current Month	-
25	Online Sports Wagering Loss Carryforward - End of Current Month	-

26	Total Sports Wagering Tax Payment (sum lines 9 and 21)	\$ 636,731
27	Monthly Retail Sports Wagering Promotional Gaming Credits Wagered	-
28	Monthly Online Sports Wagering Promotional Gaming Credits Wagered (DGE-101)	-

FORM MAY NOT FOOT DUE TO ROUNDING

Under penalties of perjury, I declare that I have examined this report, and to the best of my knowledge and belief, it is true and complete.

*Hetal Mistry*

Hetal Mistry

3/7/2025

Date

Casino Controller 10465-11

Title and License Number



**HARD ROCK HOTEL AND CASINO ATLANTIC CITY  
ONLINE SPORTS WAGERING SKIN DETAIL REPORT  
FOR THE MONTH OF FEBRUARY 2025**

**ONLINE SPORTS WAGERING DETAIL BY SKIN**

Line	Description	HARD ROCK BET Gross Revenue	BET365 Gross Revenue	Gross Revenue	Total Gross Revenue
14	Year-to-Date Online Sports Wagering Gross Revenue	\$ 2,753,116	\$ 8,876,587	\$ -	\$ 11,629,703
15	Less: Prior Month's Year-to-Date Online Sports Wagering Gross Revenue	1,887,068	4,844,701	-	6,731,769
16	Monthly Online Sports Wagering Gross Revenue	866,048	4,031,886	-	4,897,934

# HARRAH'S ATLANTIC CITY MONTHLY SPORTS WAGERING TAX RETURN FOR THE MONTH OF FEBRUARY 2025

## SPORTS WAGERING - RETAIL

Line (a)	Description (b)	Gross Revenue/Tax (c)
1	Year-to-Date Retail Sports Wagering Gross Revenue	\$ 200,157
2	Less: Last Month's Year-to-Date Retail Sports Wagering Gross Revenue	154,528
3	Monthly Retail Sports Wagering Gross Revenue	45,629
4	Monthly Adjustments	26
5	Monthly Retail Sports Wagering Promotional Gaming Credit Deduction	-
6	Monthly Taxable Retail Sports Wagering Gross Revenue	45,655
7	Monthly 8.5% Tax on Retail Sports Wagering Gross Revenue	3,881
8	Less: Retail Sports Wagering Loss Carryforward Applied (if applicable)	-
9	Total Retail Sports Wagering Tax Payment for this Month	3,881

## LOSS CARRYFORWARD INFORMATION (8.5% TAX):

10	Retail Sports Wagering Loss Carryforward - End of Prior Month	-
11	Retail Sports Wagering Loss Carryforward Applied to Current Month	-
12	Retail Sports Wagering Loss - Current Month	-
13	Retail Sports Wagering Loss Carryforward - End of Current Month	-

## SPORTS WAGERING - ONLINE

Line (a)	Description (b)	Gross Revenue/Tax (c)
14	Year-to-Date Online Sports Wagering Gross Revenue	\$ -
15	Less: Last Month's Year-to-Date Online Sports Wagering Gross Revenue	-
16	Monthly Online Sports Wagering Gross Revenue	-
17	Monthly Adjustments	-
18	Monthly Taxable Online Sports Wagering Gross Revenue	-
19	Monthly 13% Tax on Online Sports Wagering Gross Revenue	-
20	Less: Online Sports Wagering Loss Applied from Prior Month (if applicable)	-
21	Total Online Sports Wagering Tax Payment for this Month	-


## LOSS CARRYFORWARD INFORMATION (13% TAX):

22	Online Sports Wagering Loss Carryforward - End of Prior Month	-
23	Online Sports Wagering Loss Carryforward Applied to Current Month	-
24	Online Sports Wagering Loss - Current Month	-
25	Online Sports Wagering Loss Carryforward - End of Current Month	-

26	Total Sports Wagering Tax Payment (sum lines 9 and 21)	\$ 3,881
27	Monthly Retail Sports Wagering Promotional Gaming Credits Wagered	-
28	Monthly Online Sports Wagering Promotional Gaming Credits Wagered (DGE-101)	-

FORM MAY NOT FOOT DUE TO ROUNDING

Under penalties of perjury, I declare that I have examined this report, and to the best of my knowledge and belief, it is true and complete.

 _____ Taalib-deen Muhammad	3/7/2025 _____ Date
Operations Controller (08168-11) _____ Title and License Number	

**CAESARS INTERACTIVE ENTERTAINMENT NEW JERSEY  
(AFFILIATE OF HARRAH'S ATLANTIC CITY)  
MONTHLY SPORTS WAGERING TAX RETURN  
FOR THE MONTH OF FEBRUARY 2025**

**SPORTS WAGERING - RETAIL**

Line (a)	Description (b)	Gross Revenue/Tax (c)
1	Year-to-Date Retail Sports Wagering Gross Revenue	\$ -
2	Less: Last Month's Year-to-Date Retail Sports Wagering Gross Revenue	-
3	Monthly Retail Sports Wagering Gross Revenue	-
4	Monthly Adjustments	-
5	Monthly Retail Sports Wagering Promotional Gaming Credit Deduction	-
6	Monthly Taxable Retail Sports Wagering Gross Revenue	-
7	Monthly 8.5% Tax on Retail Sports Wagering Gross Revenue	-
8	Less: Retail Sports Wagering Loss Carryforward Applied (if applicable)	-
9	Total Retail Sports Wagering Tax Payment for this Month	-

**LOSS CARRYFORWARD INFORMATION (8.5% TAX):**

10	Retail Sports Wagering Loss Carryforward - End of Prior Month	-
11	Retail Sports Wagering Loss Carryforward Applied to Current Month	-
12	Retail Sports Wagering Loss - Current Month	-
13	Retail Sports Wagering Loss Carryforward - End of Current Month	-

**SPORTS WAGERING - ONLINE**

Line (a)	Description (b)	Gross Revenue/Tax (c)
14	Year-to-Date Online Sports Wagering Gross Revenue	\$ 532,791
15	Less: Last Month's Year-to-Date Online Sports Wagering Gross Revenue	297,320
16	Monthly Online Sports Wagering Gross Revenue	235,471
17	Monthly Adjustments	482
18	Monthly Taxable Online Sports Wagering Gross Revenue	235,953
19	Monthly 13% Tax on Online Sports Wagering Gross Revenue	30,674
20	Less: Online Sports Wagering Loss Applied from Prior Month (if applicable)	-
21	Total Online Sports Wagering Tax Payment for this Month	30,674

**LOSS CARRYFORWARD INFORMATION (13% TAX):**

22	Online Sports Wagering Loss Carryforward - End of Prior Month	-
23	Online Sports Wagering Loss Carryforward Applied to Current Month	-
24	Online Sports Wagering Loss - Current Month	-
25	Online Sports Wagering Loss Carryforward - End of Current Month	-

26	Total Sports Wagering Tax Payment (sum lines 9 and 21)	\$ 30,674
----	--	-----------

27	Monthly Retail Sports Wagering Promotional Gaming Credits Wagered	-
28	Monthly Online Sports Wagering Promotional Gaming Credits Wagered (DGE-101)	-

FORM MAY NOT FOOT DUE TO ROUNDING

Under penalties of perjury, I declare that I have examined this report, and to the best of my knowledge and belief, it is true and complete.

*Cheryl Francese*

Cheryl Francese

3/7/2025

Date

Vice President of Finance Caesars Digital (#010834-11)

Title and License Number

**CAESARS INTERACTIVE ENTERTAINMENT NEW JERSEY  
(AFFILIATE OF HARRAH'S ATLANTIC CITY)  
ONLINE SPORTS WAGERING SKIN DETAIL REPORT  
FOR THE MONTH OF FEBRUARY 2025**

**ONLINE SPORTS WAGERING DETAIL BY SKIN**

Line	Description	betParx Gross Revenue	Gross Revenue	Gross Revenue	Total Gross Revenue
14	Year-to-Date Online Sports Wagering Gross Revenue	\$ 532,791	\$ -	\$ -	\$ 532,791
15	Less: Prior Month's Year-to-Date Online Sports Wagering Gross Revenue	297,320	-	-	297,320
16	Monthly Online Sports Wagering Gross Revenue	235,471	-	-	235,471

# OCEAN CASINO RESORT

## MONTHLY SPORTS WAGERING TAX RETURN

### FOR THE MONTH OF FEBRUARY 2025

#### SPORTS WAGERING - RETAIL

Line (a)	Description (b)	Gross Revenue/Tax (c)
1	Year-to-Date Retail Sports Wagering Gross Revenue	\$ (54,216)
2	Less: Last Month's Year-to-Date Retail Sports Wagering Gross Revenue	(4,992)
3	Monthly Retail Sports Wagering Gross Revenue	(49,224)
4	Monthly Adjustments	(890)
5	Monthly Retail Sports Wagering Promotional Gaming Credit Deduction	-
6	Monthly Taxable Retail Sports Wagering Gross Revenue	(50,114)
7	Monthly 8.5% Tax on Retail Sports Wagering Gross Revenue	(4,260)
8	Less: Retail Sports Wagering Loss Carryforward Applied (if applicable)	-
9	Total Retail Sports Wagering Tax Payment for this Month	-

#### LOSS CARRYFORWARD INFORMATION (8.5% TAX):

10	Retail Sports Wagering Loss Carryforward - End of Prior Month	(233)
11	Retail Sports Wagering Loss Carryforward Applied to Current Month	-
12	Retail Sports Wagering Loss - Current Month	(4,260)
13	Retail Sports Wagering Loss Carryforward - End of Current Month	(4,493)

#### SPORTS WAGERING - ONLINE

Line (a)	Description (b)	Gross Revenue/Tax (c)
14	Year-to-Date Online Sports Wagering Gross Revenue	\$ (125,175)
15	Less: Last Month's Year-to-Date Online Sports Wagering Gross Revenue	(239,939)
16	Monthly Online Sports Wagering Gross Revenue	114,764
17	Monthly Adjustments	-
18	Monthly Taxable Online Sports Wagering Gross Revenue	114,764
19	Monthly 13% Tax on Online Sports Wagering Gross Revenue	14,919
20	Less: Online Sports Wagering Loss Applied from Prior Month (if applicable)	(14,919)
21	Total Online Sports Wagering Tax Payment for this Month	-

#### LOSS CARRYFORWARD INFORMATION (13% TAX):

22	Online Sports Wagering Loss Carryforward - End of Prior Month	(83,364)
23	Online Sports Wagering Loss Carryforward Applied to Current Month	14,919
24	Online Sports Wagering Loss - Current Month	-
25	Online Sports Wagering Loss Carryforward - End of Current Month	(68,445)

26	Total Sports Wagering Tax Payment (sum lines 9 and 21)	\$ -
27	Monthly Retail Sports Wagering Promotional Gaming Credits Wagered	-
28	Monthly Online Sports Wagering Promotional Gaming Credits Wagered (DGE-101)	-

FORM MAY NOT FOOT DUE TO ROUNDING

Under penalties of perjury, I declare that I have examined this report, and to the best of my knowledge and belief, it is true and complete.



Frank Pollock

3/7/2025

Date

Casino Accounting Controller 9869-11

Title and License Number

**OCEAN CASINO RESORT**  
**ONLINE SPORTS WAGERING SKIN DETAIL REPORT**  
**FOR THE MONTH OF FEBRUARY 2025**

**ONLINE SPORTS WAGERING DETAIL BY SKIN**

Line	Description	PRIME Gross Revenue	Gross Revenue	Gross Revenue	Total Gross Revenue
14	Year-to-Date Online Sports Wagering Gross Revenue	\$ (125,175)	\$ -	\$ -	\$ (125,175)
15	Less: Prior Month's Year-to-Date Online Sports Wagering Gross Revenue	(239,939)	-	-	(239,939)
16	Monthly Online Sports Wagering Gross Revenue	114,764	-	-	114,764

# RESORTS CASINO HOTEL (DGMB CASINO, LLC.)

## MONTHLY SPORTS WAGERING TAX RETURN

### FOR THE MONTH OF FEBRUARY 2025

#### SPORTS WAGERING - RETAIL

Line (a)	Description (b)	Gross Revenue/Tax (c)
1	Year-to-Date Retail Sports Wagering Gross Revenue	\$ (38,804)
2	Less: Last Month's Year-to-Date Retail Sports Wagering Gross Revenue	(120,647)
3	Monthly Retail Sports Wagering Gross Revenue	81,843
4	Monthly Adjustments	-
5	Monthly Retail Sports Wagering Promotional Gaming Credit Deduction	-
6	Monthly Taxable Retail Sports Wagering Gross Revenue	81,843
7	Monthly 8.5% Tax on Retail Sports Wagering Gross Revenue	6,957
8	Less: Retail Sports Wagering Loss Carryforward Applied (if applicable)	(6,957)
9	Total Retail Sports Wagering Tax Payment for this Month	-

#### LOSS CARRYFORWARD INFORMATION (8.5% TAX):

10	Retail Sports Wagering Loss Carryforward - End of Prior Month	(39,331)
11	Retail Sports Wagering Loss Carryforward Applied to Current Month	6,957
12	Retail Sports Wagering Loss - Current Month	-
13	Retail Sports Wagering Loss Carryforward - End of Current Month	(32,374)

#### SPORTS WAGERING - ONLINE

Line (a)	Description (b)	Gross Revenue/Tax (c)
14	Year-to-Date Online Sports Wagering Gross Revenue	\$ 59,734,032
15	Less: Last Month's Year-to-Date Online Sports Wagering Gross Revenue	37,947,569
16	Monthly Online Sports Wagering Gross Revenue	21,786,463
17	Monthly Adjustments	-
18	Monthly Taxable Online Sports Wagering Gross Revenue	21,786,463
19	Monthly 13% Tax on Online Sports Wagering Gross Revenue	2,832,240
20	Less: Online Sports Wagering Loss Applied from Prior Month (if applicable)	-
21	Total Online Sports Wagering Tax Payment for this Month	2,832,240

#### LOSS CARRYFORWARD INFORMATION (13% TAX):

22	Online Sports Wagering Loss Carryforward - End of Prior Month	-
23	Online Sports Wagering Loss Carryforward Applied to Current Month	-
24	Online Sports Wagering Loss - Current Month	-
25	Online Sports Wagering Loss Carryforward - End of Current Month	-

26	Total Sports Wagering Tax Payment (sum lines 9 and 21)	\$ 2,832,240
27	Monthly Retail Sports Wagering Promotional Gaming Credits Wagered	-
28	Monthly Online Sports Wagering Promotional Gaming Credits Wagered (DGE-101)	-

FORM MAY NOT FOOT DUE TO ROUNDING

Under penalties of perjury, I declare that I have examined this report, and to the best of my knowledge and belief, it is true and complete.



Chris Renna

3/10/2025

Date

DIRECTOR OF INTERNET GAMING/IGM 010987-11

Title and License Number

**RESORTS CASINO HOTEL (DGMB CASINO, LLC.)  
ONLINE SPORTS WAGERING SKIN DETAIL REPORT  
FOR THE MONTH OF FEBRUARY 2025**

**ONLINE SPORTS WAGERING DETAIL BY SKIN**

Line	Description	DraftKings Gross Revenue	ESPN Bet Gross Revenue	Gross Revenue	Total Gross Revenue
14	Year-to-Date Online Sports Wagering Gross Revenue	\$ 55,915,795	\$ 3,818,237	\$ -	\$ 59,734,032
15	Less: Prior Month's Year-to-Date Online Sports Wagering Gross Revenue	35,640,850	2,306,719	-	37,947,569
16	Monthly Online Sports Wagering Gross Revenue	20,274,945	1,511,518	-	21,786,463



# TROPICANA CASINO & RESORT

## MONTHLY SPORTS WAGERING TAX RETURN

### FOR THE MONTH OF FEBRUARY 2025

#### SPORTS WAGERING - RETAIL

Line (a)	Description (b)	Gross Revenue/Tax (c)
1	Year-to-Date Retail Sports Wagering Gross Revenue	\$ 16,136
2	Less: Last Month's Year-to-Date Retail Sports Wagering Gross Revenue	62,758
3	Monthly Retail Sports Wagering Gross Revenue	(46,622)
4	Monthly Adjustments	54
5	Monthly Retail Sports Wagering Promotional Gaming Credit Deduction	-
6	Monthly Taxable Retail Sports Wagering Gross Revenue	(46,568)
7	Monthly 8.5% Tax on Retail Sports Wagering Gross Revenue	(3,958)
8	Less: Retail Sports Wagering Loss Carryforward Applied (if applicable)	-
9	Total Retail Sports Wagering Tax Payment for this Month	-

#### LOSS CARRYFORWARD INFORMATION (8.5% TAX):

10	Retail Sports Wagering Loss Carryforward - End of Prior Month	-
11	Retail Sports Wagering Loss Carryforward Applied to Current Month	-
12	Retail Sports Wagering Loss - Current Month	(3,958)
13	Retail Sports Wagering Loss Carryforward - End of Current Month	(3,958)

#### SPORTS WAGERING - ONLINE

Line (a)	Description (b)	Gross Revenue/Tax (c)
14	Year-to-Date Online Sports Wagering Gross Revenue	\$ -
15	Less: Last Month's Year-to-Date Online Sports Wagering Gross Revenue	-
16	Monthly Online Sports Wagering Gross Revenue	-
17	Monthly Adjustments	-
18	Monthly Taxable Online Sports Wagering Gross Revenue	-
19	Monthly 13% Tax on Online Sports Wagering Gross Revenue	-
20	Less: Online Sports Wagering Loss Applied from Prior Month (if applicable)	-
21	Total Online Sports Wagering Tax Payment for this Month	-

#### LOSS CARRYFORWARD INFORMATION (13% TAX):

22	Online Sports Wagering Loss Carryforward - End of Prior Month	-
23	Online Sports Wagering Loss Carryforward Applied to Current Month	-
24	Online Sports Wagering Loss - Current Month	-
25	Online Sports Wagering Loss Carryforward - End of Current Month	-

26	Total Sports Wagering Tax Payment (sum lines 9 and 21)	\$ -
27	Monthly Retail Sports Wagering Promotional Gaming Credits Wagered	-
28	Monthly Online Sports Wagering Promotional Gaming Credits Wagered (DGE-101)	-

FORM MAY NOT FOOT DUE TO ROUNDING

Under penalties of perjury, I declare that I have examined this report, and to the best of my knowledge and belief, it is true and complete.



3/7/2025

Date

Operations Controller 009569-11

Title and License Number

**CAESARS INTERACTIVE ENTERTAINMENT NEW JERSEY  
(AFFILIATE OF TROPICANA CASINO & RESORT)  
MONTHLY SPORTS WAGERING TAX RETURN  
FOR THE MONTH OF FEBRUARY 2025**

**SPORTS WAGERING - RETAIL**

Line (a)	Description (b)	Gross Revenue/Tax (c)
1	Year-to-Date Retail Sports Wagering Gross Revenue	\$ -
2	Less: Last Month's Year-to-Date Retail Sports Wagering Gross Revenue	-
3	Monthly Retail Sports Wagering Gross Revenue	-
4	Monthly Adjustments	-
5	Monthly Retail Sports Wagering Promotional Gaming Credit Deduction	-
6	Monthly Taxable Retail Sports Wagering Gross Revenue	-
7	Monthly 8.5% Tax on Retail Sports Wagering Gross Revenue	-
8	Less: Retail Sports Wagering Loss Carryforward Applied (if applicable)	-
9	Total Retail Sports Wagering Tax Payment for this Month	-

**LOSS CARRYFORWARD INFORMATION (8.5% TAX):**

10	Retail Sports Wagering Loss Carryforward - End of Prior Month	-
11	Retail Sports Wagering Loss Carryforward Applied to Current Month	-
12	Retail Sports Wagering Loss - Current Month	-
13	Retail Sports Wagering Loss Carryforward - End of Current Month	-

**SPORTS WAGERING - ONLINE**

Line (a)	Description (b)	Gross Revenue/Tax (c)
14	Year-to-Date Online Sports Wagering Gross Revenue	\$ 4,483,985
15	Less: Last Month's Year-to-Date Online Sports Wagering Gross Revenue	3,464,807
16	Monthly Online Sports Wagering Gross Revenue	1,019,178
17	Monthly Adjustments	-
18	Monthly Taxable Online Sports Wagering Gross Revenue	1,019,178
19	Monthly 13% Tax on Online Sports Wagering Gross Revenue	132,493
20	Less: Online Sports Wagering Loss Applied from Prior Month (if applicable)	-
21	Total Online Sports Wagering Tax Payment for this Month	132,493

**LOSS CARRYFORWARD INFORMATION (13% TAX):**

22	Online Sports Wagering Loss Carryforward - End of Prior Month	-
23	Online Sports Wagering Loss Carryforward Applied to Current Month	-
24	Online Sports Wagering Loss - Current Month	-
25	Online Sports Wagering Loss Carryforward - End of Current Month	-

26	Total Sports Wagering Tax Payment (sum lines 9 and 21)	\$ 132,493
----	--	------------

27	Monthly Retail Sports Wagering Promotional Gaming Credits Wagered	-
28	Monthly Online Sports Wagering Promotional Gaming Credits Wagered (DGE-101)	-

FORM MAY NOT FOOT DUE TO ROUNDING

Under penalties of perjury, I declare that I have examined this report, and to the best of my knowledge and belief, it is true and complete.

*Cheryl Francese*

Cheryl Francese

3/7/2025

Date

Vice President of Finance Caesars Digital (#010834-11)

Title and License Number

**CAESARS INTERACTIVE ENTERTAINMENT NEW JERSEY  
(AFFILIATE OF TROPICANA CASINO & RESORT)  
ONLINE SPORTS WAGERING SKIN DETAIL REPORT  
FOR THE MONTH OF FEBRUARY 2025**

**ONLINE SPORTS WAGERING DETAIL BY SKIN**

Line	Description	Caesars Sportsbook Gross Revenue	Gross Revenue	Gross Revenue	Total Gross Revenue
14	Year-to-Date Online Sports Wagering Gross Revenue	\$ 4,483,985	\$ -	\$ -	\$ 4,483,985
15	Less: Prior Month's Year-to-Date Online Sports Wagering Gross Revenue	3,464,807	-	-	3,464,807
16	Monthly Online Sports Wagering Gross Revenue	1,019,178	-	-	1,019,178

# NEW MEADOWLANDS RACETRACK LLC

## MONTHLY SPORTS WAGERING TAX RETURN

### FOR THE MONTH OF FEBRUARY 2025

#### SPORTS WAGERING - RETAIL

Line (a)	Description (b)	Gross Revenue/Tax (c)
1	Year-to-Date Retail Sports Wagering Gross Revenue	\$ 4,282,172
2	Less: Last Month's Year-to-Date Retail Sports Wagering Gross Revenue	\$ 2,427,986
3	Monthly Retail Sports Wagering Gross Revenue	1,854,186
4	Monthly Adjustments	18
5	Monthly Retail Sports Wagering Promotional Gaming Credit Deduction	-
6	Monthly Taxable Retail Sports Wagering Gross Revenue	1,854,204
7	Monthly 8.5% Tax on Retail Sports Wagering Gross Revenue	157,607
8	Less: Retail Sports Wagering Loss Carryforward Applied (if applicable)	-
9	Total Retail Sports Wagering Tax Payment for this Month	157,607

#### LOSS CARRYFORWARD INFORMATION (8.5% TAX):

10	Retail Sports Wagering Loss Carryforward - End of Prior Month	-
11	Retail Sports Wagering Loss Carryforward Applied to Current Month	-
12	Retail Sports Wagering Loss - Current Month	-
13	Retail Sports Wagering Loss Carryforward - End of Current Month	-

#### SPORTS WAGERING - ONLINE

Line (a)	Description (b)	Gross Revenue/Tax (c)
14	Year-to-Date Online Sports Wagering Gross Revenue	\$ 86,970,602
15	Less: Last Month's Year-to-Date Online Sports Wagering Gross Revenue	53,093,821
16	Monthly Online Sports Wagering Gross Revenue	33,876,781
17	Monthly Adjustments	-
18	Monthly Taxable Online Sports Wagering Gross Revenue	33,876,781
19	Monthly 13% Tax on Online Sports Wagering Gross Revenue	4,403,982
20	Less: Online Sports Wagering Loss Applied from Prior Month (if applicable)	-
21	Total Online Sports Wagering Tax Payment for this Month	4,403,982


#### LOSS CARRYFORWARD INFORMATION (13% TAX):

22	Online Sports Wagering Loss Carryforward - End of Prior Month	-
23	Online Sports Wagering Loss Carryforward Applied to Current Month	-
24	Online Sports Wagering Loss - Current Month	-
25	Online Sports Wagering Loss Carryforward - End of Current Month	-

26	Total Sports Wagering Tax Payment (sum lines 9 and 21)	\$ 4,561,589
27	Monthly Retail Sports Wagering Promotional Gaming Credits Wagered	-
28	Monthly Online Sports Wagering Promotional Gaming Credits Wagered (DGE-101)	-

FORM MAY NOT FOOT DUE TO ROUNDING

Under penalties of perjury, I declare that I have examined this report, and to the best of my knowledge and belief, it is true and complete.



Alex Figueras

3/10/2025

Date

Chief Financial Officer (10031-11)

Title and License Number

**NEW MEADOWLANDS RACETRACK LLC**  
**ONLINE SPORTS WAGERING SKIN DETAIL REPORT**  
**FOR THE MONTH OF FEBRUARY 2025**

**ONLINE SPORTS WAGERING DETAIL BY SKIN**

Line	Description	Fanduel Gross Revenue	SuperBook Gross Revenue	Gross Revenue	Total Gross Revenue
14	Year-to-Date Online Sports Wagering Gross Revenue	\$ 86,987,002	\$ (16,400)	\$ -	\$ 86,970,602
15	Less: Prior Month's Year-to-Date Online Sports Wagering Gross Revenue	53,109,144	(15,323)	-	53,093,821
16	Monthly Online Sports Wagering Gross Revenue	33,877,858	(1,077)	-	33,876,781

# MONMOUTH PARK

## MONTHLY SPORTS WAGERING TAX RETURN

### FOR THE MONTH OF FEBRUARY 2025

#### SPORTS WAGERING - RETAIL

Line (a)	Description (b)	Gross Revenue/Tax (c)
1	Year-to-Date Retail Sports Wagering Gross Revenue	\$ (11,701)
2	Less: Last Month's Year-to-Date Retail Sports Wagering Gross Revenue	141,745
3	Monthly Retail Sports Wagering Gross Revenue	(153,446)
4	Monthly Adjustments	-
5	Monthly Retail Sports Wagering Promotional Gaming Credit Deduction	-
6	Monthly Taxable Retail Sports Wagering Gross Revenue	(153,446)
7	Monthly 8.5% Tax on Retail Sports Wagering Gross Revenue	(13,043)
8	Less: Retail Sports Wagering Loss Carryforward Applied (if applicable)	-
9	Total Retail Sports Wagering Tax Payment for this Month	-

#### LOSS CARRYFORWARD INFORMATION (8.5% TAX):

10	Retail Sports Wagering Loss Carryforward - End of Prior Month	-
11	Retail Sports Wagering Loss Carryforward Applied to Current Month	-
12	Retail Sports Wagering Loss - Current Month	(13,043)
13	Retail Sports Wagering Loss Carryforward - End of Current Month	(13,043)

#### SPORTS WAGERING - ONLINE

Line (a)	Description (b)	Gross Revenue/Tax (c)
14	Year-to-Date Online Sports Wagering Gross Revenue	\$ 2,595,257
15	Less: Last Month's Year-to-Date Online Sports Wagering Gross Revenue	1,781,602
16	Monthly Online Sports Wagering Gross Revenue	813,655
17	Monthly Adjustments	740
18	Monthly Taxable Online Sports Wagering Gross Revenue	814,395
19	Monthly 13% Tax on Online Sports Wagering Gross Revenue	105,871
20	Less: Online Sports Wagering Loss Applied from Prior Month (if applicable)	-
21	Total Online Sports Wagering Tax Payment for this Month	105,871

#### LOSS CARRYFORWARD INFORMATION (13% TAX):

22	Online Sports Wagering Loss Carryforward - End of Prior Month	-
23	Online Sports Wagering Loss Carryforward Applied to Current Month	-
24	Online Sports Wagering Loss - Current Month	-
25	Online Sports Wagering Loss Carryforward - End of Current Month	-

26	Total Sports Wagering Tax Payment (sum lines 9 and 21)	\$ 105,871
27	Monthly Retail Sports Wagering Promotional Gaming Credits Wagered	-
28	Monthly Online Sports Wagering Promotional Gaming Credits Wagered (DGE-101)	-

FORM MAY NOT FOOT DUE TO ROUNDING

Under penalties of perjury, I declare that I have examined this report, and to the best of my knowledge and belief, it is true and complete.



Jeff Wischerath

3/10/2025

Date

Controller (10793-11)

Title and License Number

**MONMOUTH PARK**  
**ONLINE SPORTS WAGERING SKIN DETAIL REPORT**  
**FOR THE MONTH OF FEBRUARY 2025**

**ONLINE SPORTS WAGERING DETAIL BY SKIN**

Line	Description	Caesars Sportsbook Gross Revenue	BetRivers Gross Revenue	Gross Revenue	Total Gross Revenue
14	Year-to-Date Online Sports Wagering Gross Revenue	\$ 839,426	\$ 1,755,831	\$ -	\$ 2,595,257
15	Less: Prior Month's Year-to-Date Online Sports Wagering Gross Revenue	543,679	1,237,923	-	1,781,602
16	Monthly Online Sports Wagering Gross Revenue	295,747	517,908	-	813,655