

BALLY'S ATLANTIC CITY

MONTHLY SPORTS WAGERING TAX RETURN

FOR THE MONTH OF MARCH 2025

SPORTS WAGERING - RETAIL

Line (a)	Description (b)	Gross Revenue/Tax (c)
1	Year-to-Date Retail Sports Wagering Gross Revenue	\$ (250,011)
2	Less: Last Month's Year-to-Date Retail Sports Wagering Gross Revenue	(247,207)
3	Monthly Retail Sports Wagering Gross Revenue	(2,804)
4	Monthly Adjustments	-
5	Monthly Retail Sports Wagering Promotional Gaming Credit Deduction	-
6	Monthly Taxable Retail Sports Wagering Gross Revenue	(2,804)
7	Monthly 8.5% Tax on Retail Sports Wagering Gross Revenue	(238)
8	Less: Retail Sports Wagering Loss Carryforward Applied (if applicable)	-
9	Total Retail Sports Wagering Tax Payment for this Month	-

LOSS CARRYFORWARD INFORMATION (8.5% TAX):

10	Retail Sports Wagering Loss Carryforward - End of Prior Month	(21,013)
11	Retail Sports Wagering Loss Carryforward Applied to Current Month	-
12	Retail Sports Wagering Loss - Current Month	(238)
13	Retail Sports Wagering Loss Carryforward - End of Current Month	(21,251)

SPORTS WAGERING - ONLINE

Line (a)	Description (b)	Gross Revenue/Tax (c)
14	Year-to-Date Online Sports Wagering Gross Revenue	\$ 15,646,203
15	Less: Last Month's Year-to-Date Online Sports Wagering Gross Revenue	10,939,994
16	Monthly Online Sports Wagering Gross Revenue	4,706,209
17	Monthly Adjustments	(15,539)
18	Monthly Taxable Online Sports Wagering Gross Revenue	4,690,670
19	Monthly 13% Tax on Online Sports Wagering Gross Revenue	609,787
20	Less: Online Sports Wagering Loss Applied from Prior Month (if applicable)	-
21	Total Online Sports Wagering Tax Payment for this Month	609,787

LOSS CARRYFORWARD INFORMATION (13% TAX):

22	Online Sports Wagering Loss Carryforward - End of Prior Month	-
23	Online Sports Wagering Loss Carryforward Applied to Current Month	-
24	Online Sports Wagering Loss - Current Month	-
25	Online Sports Wagering Loss Carryforward - End of Current Month	-

26	Total Sports Wagering Tax Payment (sum lines 9 and 21)	\$ 609,787
27	Monthly Retail Sports Wagering Promotional Gaming Credits Wagered	-
28	Monthly Online Sports Wagering Promotional Gaming Credits Wagered (DGE-101)	-

FORM MAY NOT FOOT DUE TO ROUNDING

Under penalties of perjury, I declare that I have examined this report, and to the best of my knowledge and belief, it is true and complete.

Kathleen L. Worth

Kathleen Worth

4/8/2025

Date

Operations Controller 6896-11

Title and License Number

BALLY'S ATLANTIC CITY
ONLINE SPORTS WAGERING SKIN DETAIL REPORT
FOR THE MONTH OF MARCH 2025

ONLINE SPORTS WAGERING DETAIL BY SKIN

Line	Description	SPORTTRADE Gross Revenue	BETFANATICS Gross Revenue	BALLY BET Gross Revenue	Total Gross Revenue
14	Year-to-Date Online Sports Wagering Gross Revenue	\$ 475,848	\$ 14,580,001	\$ 590,354	\$ 15,646,203
15	Less: Prior Month's Year-to-Date Online Sports Wagering Gross Revenue	318,692	10,203,138	418,164	10,939,994
16	Monthly Online Sports Wagering Gross Revenue	157,156	4,376,863	172,190	4,706,209

BORGATA HOTEL CASINO & SPA

MONTHLY SPORTS WAGERING TAX RETURN

FOR THE MONTH OF MARCH 2025

SPORTS WAGERING - RETAIL

Line (a)	Description (b)	Gross Revenue/Tax (c)
1	Year-to-Date Retail Sports Wagering Gross Revenue	\$ 954,768
2	Less: Last Month's Year-to-Date Retail Sports Wagering Gross Revenue	646,412
3	Monthly Retail Sports Wagering Gross Revenue	308,356
4	Monthly Adjustments	-
5	Monthly Retail Sports Wagering Promotional Gaming Credit Deduction	-
6	Monthly Taxable Retail Sports Wagering Gross Revenue	308,356
7	Monthly 8.5% Tax on Retail Sports Wagering Gross Revenue	26,210
8	Less: Retail Sports Wagering Loss Carryforward Applied (if applicable)	(26,210)
9	Total Retail Sports Wagering Tax Payment for this Month	-

LOSS CARRYFORWARD INFORMATION (8.5% TAX):

10	Retail Sports Wagering Loss Carryforward - End of Prior Month	(34,645)
11	Retail Sports Wagering Loss Carryforward Applied to Current Month	26,210
12	Retail Sports Wagering Loss - Current Month	-
13	Retail Sports Wagering Loss Carryforward - End of Current Month	(8,435)

SPORTS WAGERING - ONLINE

Line (a)	Description (b)	Gross Revenue/Tax (c)
14	Year-to-Date Online Sports Wagering Gross Revenue	\$ 23,113,020
15	Less: Last Month's Year-to-Date Online Sports Wagering Gross Revenue	14,523,001
16	Monthly Online Sports Wagering Gross Revenue	8,590,019
17	Monthly Adjustments	-
18	Monthly Taxable Online Sports Wagering Gross Revenue	8,590,019
19	Monthly 13% Tax on Online Sports Wagering Gross Revenue	1,116,702
20	Less: Online Sports Wagering Loss Applied from Prior Month (if applicable)	-
21	Total Online Sports Wagering Tax Payment for this Month	1,116,702

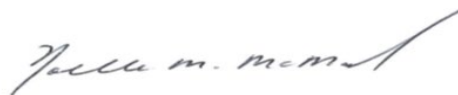
LOSS CARRYFORWARD INFORMATION (13% TAX):

22	Online Sports Wagering Loss Carryforward - End of Prior Month	-
23	Online Sports Wagering Loss Carryforward Applied to Current Month	-
24	Online Sports Wagering Loss - Current Month	-
25	Online Sports Wagering Loss Carryforward - End of Current Month	-

26	Total Sports Wagering Tax Payment (sum lines 9 and 21)	\$ 1,116,702
27	Monthly Retail Sports Wagering Promotional Gaming Credits Wagered	-
28	Monthly Online Sports Wagering Promotional Gaming Credits Wagered (DGE-101)	-

FORM MAY NOT FOOT DUE TO ROUNDING

Under penalties of perjury, I declare that I have examined this report, and to the best of my knowledge and belief, it is true and complete.



Noelle M. McManus

4/4/2025

Date

Casino Controller 9751-11
Title and License Number

BORGATA HOTEL CASINO & SPA
ONLINE SPORTS WAGERING SKIN DETAIL REPORT
FOR THE MONTH OF MARCH 2025

ONLINE SPORTS WAGERING DETAIL BY SKIN

Line	Description	BETMGM Gross Revenue	BORGATA Gross Revenue	Gross Revenue	Total Gross Revenue
14	Year-to-Date Online Sports Wagering Gross Revenue	\$ 21,265,559	\$ 1,847,461	\$ -	\$ 23,113,020
15	Less: Prior Month's Year-to-Date Online Sports Wagering Gross Revenue	13,262,454	1,260,547	-	14,523,001
16	Monthly Online Sports Wagering Gross Revenue	8,003,105	586,914	-	8,590,019

CAESARS ATLANTIC CITY

MONTHLY SPORTS WAGERING TAX RETURN

FOR THE MONTH OF MARCH 2025

SPORTS WAGERING - RETAIL

Line (a)	Description (b)	Gross Revenue/Tax (c)
1	Year-to-Date Retail Sports Wagering Gross Revenue	\$ 28,694
2	Less: Last Month's Year-to-Date Retail Sports Wagering Gross Revenue	(63,937)
3	Monthly Retail Sports Wagering Gross Revenue	92,631
4	Monthly Adjustments	146
5	Monthly Retail Sports Wagering Promotional Gaming Credit Deduction	-
6	Monthly Taxable Retail Sports Wagering Gross Revenue	92,777
7	Monthly 8.5% Tax on Retail Sports Wagering Gross Revenue	7,886
8	Less: Retail Sports Wagering Loss Carryforward Applied (if applicable)	(5,415)
9	Total Retail Sports Wagering Tax Payment for this Month	2,471

LOSS CARRYFORWARD INFORMATION (8.5% TAX):

10	Retail Sports Wagering Loss Carryforward - End of Prior Month	(5,415)
11	Retail Sports Wagering Loss Carryforward Applied to Current Month	5,415
12	Retail Sports Wagering Loss - Current Month	-
13	Retail Sports Wagering Loss Carryforward - End of Current Month	-

SPORTS WAGERING - ONLINE

Line (a)	Description (b)	Gross Revenue/Tax (c)
14	Year-to-Date Online Sports Wagering Gross Revenue	\$ -
15	Less: Last Month's Year-to-Date Online Sports Wagering Gross Revenue	-
16	Monthly Online Sports Wagering Gross Revenue	-
17	Monthly Adjustments	-
18	Monthly Taxable Online Sports Wagering Gross Revenue	-
19	Monthly 13% Tax on Online Sports Wagering Gross Revenue	-
20	Less: Online Sports Wagering Loss Applied from Prior Month (if applicable)	-
21	Total Online Sports Wagering Tax Payment for this Month	-


LOSS CARRYFORWARD INFORMATION (13% TAX):

22	Online Sports Wagering Loss Carryforward - End of Prior Month	-
23	Online Sports Wagering Loss Carryforward Applied to Current Month	-
24	Online Sports Wagering Loss - Current Month	-
25	Online Sports Wagering Loss Carryforward - End of Current Month	-

26	Total Sports Wagering Tax Payment (sum lines 9 and 21)	\$ 2,471
27	Monthly Retail Sports Wagering Promotional Gaming Credits Wagered	-
28	Monthly Online Sports Wagering Promotional Gaming Credits Wagered (DGE-101)	-

FORM MAY NOT FOOT DUE TO ROUNDING

Under penalties of perjury, I declare that I have examined this report, and to the best of my knowledge and belief, it is true and complete.



ANGELA BIANCHINI

4/8/2025

Date

OPERATIONS CONTROLLER (8454-11)

Title and License Number

GOLDEN NUGGET

MONTHLY SPORTS WAGERING TAX RETURN

FOR THE MONTH OF MARCH 2025

SPORTS WAGERING - RETAIL

Line (a)	Description (b)	Gross Revenue/Tax (c)
1	Year-to-Date Retail Sports Wagering Gross Revenue	\$ 147,191
2	Less: Last Month's Year-to-Date Retail Sports Wagering Gross Revenue	20,288
3	Monthly Retail Sports Wagering Gross Revenue	126,903
4	Monthly Adjustments	-
5	Monthly Retail Sports Wagering Promotional Gaming Credit Deduction	-
6	Monthly Taxable Retail Sports Wagering Gross Revenue	126,903
7	Monthly 8.5% Tax on Retail Sports Wagering Gross Revenue	10,787
8	Less: Retail Sports Wagering Loss Carryforward Applied (if applicable)	(3,252)
9	Total Retail Sports Wagering Tax Payment for this Month	7,535

LOSS CARRYFORWARD INFORMATION (8.5% TAX):

10	Retail Sports Wagering Loss Carryforward - End of Prior Month	(3,252)
11	Retail Sports Wagering Loss Carryforward Applied to Current Month	3,252
12	Retail Sports Wagering Loss - Current Month	-
13	Retail Sports Wagering Loss Carryforward - End of Current Month	-

SPORTS WAGERING - ONLINE

Line (a)	Description (b)	Gross Revenue/Tax (c)
14	Year-to-Date Online Sports Wagering Gross Revenue	\$ (1,143)
15	Less: Last Month's Year-to-Date Online Sports Wagering Gross Revenue	(1,143)
16	Monthly Online Sports Wagering Gross Revenue	-
17	Monthly Adjustments	-
18	Monthly Taxable Online Sports Wagering Gross Revenue	-
19	Monthly 13% Tax on Online Sports Wagering Gross Revenue	-
20	Less: Online Sports Wagering Loss Applied from Prior Month (if applicable)	-
21	Total Online Sports Wagering Tax Payment for this Month	-

LOSS CARRYFORWARD INFORMATION (13% TAX):

22	Online Sports Wagering Loss Carryforward - End of Prior Month	(1,570)
23	Online Sports Wagering Loss Carryforward Applied to Current Month	-
24	Online Sports Wagering Loss - Current Month	-
25	Online Sports Wagering Loss Carryforward - End of Current Month	(1,570)

26	Total Sports Wagering Tax Payment (sum lines 9 and 21)	\$ 7,535
27	Monthly Retail Sports Wagering Promotional Gaming Credits Wagered	-
28	Monthly Online Sports Wagering Promotional Gaming Credits Wagered (DGE-101)	-

FORM MAY NOT FOOT DUE TO ROUNDING

Under penalties of perjury, I declare that I have examined this report, and to the best of my knowledge and belief, it is true and complete.



John Caruso

4/8/2025

Date

Executive Director of Finance/Controller 8827.11

GOLDEN NUGGET
ONLINE SPORTS WAGERING SKIN DETAIL REPORT
FOR THE MONTH OF MARCH 2025

ONLINE SPORTS WAGERING DETAIL BY SKIN

Line	Description	BETWAY Gross Revenue	Gross Revenue	Gross Revenue	Total Gross Revenue
14	Year-to-Date Online Sports Wagering Gross Revenue	\$ (1,143)	\$ -	\$ -	\$ (1,143)
15	Less: Prior Month's Year-to-Date Online Sports Wagering Gross Revenue	(1,143)	-	-	(1,143)
16	Monthly Online Sports Wagering Gross Revenue	-	-	-	-

HARD ROCK HOTEL AND CASINO ATLANTIC CITY

MONTHLY SPORTS WAGERING TAX RETURN

FOR THE MONTH OF MARCH 2025

SPORTS WAGERING - RETAIL

Line (a)	Description (b)	Gross Revenue/Tax (c)
1	Year-to-Date Retail Sports Wagering Gross Revenue	\$ (337,120)
2	Less: Last Month's Year-to-Date Retail Sports Wagering Gross Revenue	(278,963)
3	Monthly Retail Sports Wagering Gross Revenue	(58,157)
4	Monthly Adjustments	-
5	Monthly Retail Sports Wagering Promotional Gaming Credit Deduction	-
6	Monthly Taxable Retail Sports Wagering Gross Revenue	(58,157)
7	Monthly 8.5% Tax on Retail Sports Wagering Gross Revenue	(4,943)
8	Less: Retail Sports Wagering Loss Carryforward Applied (if applicable)	-
9	Total Retail Sports Wagering Tax Payment for this Month	-

LOSS CARRYFORWARD INFORMATION (8.5% TAX):

10	Retail Sports Wagering Loss Carryforward - End of Prior Month	(41,593)
11	Retail Sports Wagering Loss Carryforward Applied to Current Month	-
12	Retail Sports Wagering Loss - Current Month	(4,943)
13	Retail Sports Wagering Loss Carryforward - End of Current Month	(46,536)

SPORTS WAGERING - ONLINE

Line (a)	Description (b)	Gross Revenue/Tax (c)
14	Year-to-Date Online Sports Wagering Gross Revenue	\$ 15,274,997
15	Less: Last Month's Year-to-Date Online Sports Wagering Gross Revenue	11,629,703
16	Monthly Online Sports Wagering Gross Revenue	3,645,294
17	Monthly Adjustments	-
18	Monthly Taxable Online Sports Wagering Gross Revenue	3,645,294
19	Monthly 13% Tax on Online Sports Wagering Gross Revenue	473,888
20	Less: Online Sports Wagering Loss Applied from Prior Month (if applicable)	-
21	Total Online Sports Wagering Tax Payment for this Month	473,888

LOSS CARRYFORWARD INFORMATION (13% TAX):

22	Online Sports Wagering Loss Carryforward - End of Prior Month	-
23	Online Sports Wagering Loss Carryforward Applied to Current Month	-
24	Online Sports Wagering Loss - Current Month	-
25	Online Sports Wagering Loss Carryforward - End of Current Month	-

26	Total Sports Wagering Tax Payment (sum lines 9 and 21)	\$ 473,888
27	Monthly Retail Sports Wagering Promotional Gaming Credits Wagered	-
28	Monthly Online Sports Wagering Promotional Gaming Credits Wagered (DGE-101)	-

FORM MAY NOT FOOT DUE TO ROUNDING

Under penalties of perjury, I declare that I have examined this report, and to the best of my knowledge and belief, it is true and complete.

Hetal Mistry

Hetal Mistry

4/7/2025

Date

Casino Controller 10465-11

Title and License Number

**HARD ROCK HOTEL AND CASINO ATLANTIC CITY
ONLINE SPORTS WAGERING SKIN DETAIL REPORT
FOR THE MONTH OF MARCH 2025**

ONLINE SPORTS WAGERING DETAIL BY SKIN

Line	Description	HARD ROCK BET Gross Revenue	BET365 Gross Revenue	Gross Revenue	Total Gross Revenue
14	Year-to-Date Online Sports Wagering Gross Revenue	\$ 3,599,854	\$ 11,675,143	\$ -	\$ 15,274,997
15	Less: Prior Month's Year-to-Date Online Sports Wagering Gross Revenue	2,753,116	8,876,587	-	11,629,703
16	Monthly Online Sports Wagering Gross Revenue	846,738	2,798,556	-	3,645,294

HARRAH'S ATLANTIC CITY MONTHLY SPORTS WAGERING TAX RETURN FOR THE MONTH OF MARCH 2025

SPORTS WAGERING - RETAIL

Line (a)	Description (b)	Gross Revenue/Tax (c)
1	Year-to-Date Retail Sports Wagering Gross Revenue	\$ 435,703
2	Less: Last Month's Year-to-Date Retail Sports Wagering Gross Revenue	200,157
3	Monthly Retail Sports Wagering Gross Revenue	235,546
4	Monthly Adjustments	70
5	Monthly Retail Sports Wagering Promotional Gaming Credit Deduction	-
6	Monthly Taxable Retail Sports Wagering Gross Revenue	235,616
7	Monthly 8.5% Tax on Retail Sports Wagering Gross Revenue	20,027
8	Less: Retail Sports Wagering Loss Carryforward Applied (if applicable)	-
9	Total Retail Sports Wagering Tax Payment for this Month	20,027

LOSS CARRYFORWARD INFORMATION (8.5% TAX):

10	Retail Sports Wagering Loss Carryforward - End of Prior Month	-
11	Retail Sports Wagering Loss Carryforward Applied to Current Month	-
12	Retail Sports Wagering Loss - Current Month	-
13	Retail Sports Wagering Loss Carryforward - End of Current Month	-

SPORTS WAGERING - ONLINE

Line (a)	Description (b)	Gross Revenue/Tax (c)
14	Year-to-Date Online Sports Wagering Gross Revenue	\$ -
15	Less: Last Month's Year-to-Date Online Sports Wagering Gross Revenue	-
16	Monthly Online Sports Wagering Gross Revenue	-
17	Monthly Adjustments	-
18	Monthly Taxable Online Sports Wagering Gross Revenue	-
19	Monthly 13% Tax on Online Sports Wagering Gross Revenue	-
20	Less: Online Sports Wagering Loss Applied from Prior Month (if applicable)	-
21	Total Online Sports Wagering Tax Payment for this Month	-


LOSS CARRYFORWARD INFORMATION (13% TAX):

22	Online Sports Wagering Loss Carryforward - End of Prior Month	-
23	Online Sports Wagering Loss Carryforward Applied to Current Month	-
24	Online Sports Wagering Loss - Current Month	-
25	Online Sports Wagering Loss Carryforward - End of Current Month	-

26	Total Sports Wagering Tax Payment (sum lines 9 and 21)	\$ 20,027
27	Monthly Retail Sports Wagering Promotional Gaming Credits Wagered	-
28	Monthly Online Sports Wagering Promotional Gaming Credits Wagered (DGE-101)	-

FORM MAY NOT FOOT DUE TO ROUNDING

Under penalties of perjury, I declare that I have examined this report, and to the best of my knowledge and belief, it is true and complete.

 Taalib-deen Muhammad	4/8/2025 Date
Operations Controller (08168-11) Title and License Number	

**CAESARS INTERACTIVE ENTERTAINMENT NEW JERSEY
(AFFILIATE OF HARRAH'S ATLANTIC CITY)
MONTHLY SPORTS WAGERING TAX RETURN
FOR THE MONTH OF MARCH 2025**

SPORTS WAGERING - RETAIL

Line (a)	Description (b)	Gross Revenue/Tax (c)
1	Year-to-Date Retail Sports Wagering Gross Revenue	\$ -
2	Less: Last Month's Year-to-Date Retail Sports Wagering Gross Revenue	-
3	Monthly Retail Sports Wagering Gross Revenue	-
4	Monthly Adjustments	-
5	Monthly Retail Sports Wagering Promotional Gaming Credit Deduction	-
6	Monthly Taxable Retail Sports Wagering Gross Revenue	-
7	Monthly 8.5% Tax on Retail Sports Wagering Gross Revenue	-
8	Less: Retail Sports Wagering Loss Carryforward Applied (if applicable)	-
9	Total Retail Sports Wagering Tax Payment for this Month	-

LOSS CARRYFORWARD INFORMATION (8.5% TAX):

10	Retail Sports Wagering Loss Carryforward - End of Prior Month	-
11	Retail Sports Wagering Loss Carryforward Applied to Current Month	-
12	Retail Sports Wagering Loss - Current Month	-
13	Retail Sports Wagering Loss Carryforward - End of Current Month	-

SPORTS WAGERING - ONLINE

Line (a)	Description (b)	Gross Revenue/Tax (c)
14	Year-to-Date Online Sports Wagering Gross Revenue	\$ 700,571
15	Less: Last Month's Year-to-Date Online Sports Wagering Gross Revenue	532,791
16	Monthly Online Sports Wagering Gross Revenue	167,780
17	Monthly Adjustments	-
18	Monthly Taxable Online Sports Wagering Gross Revenue	167,780
19	Monthly 13% Tax on Online Sports Wagering Gross Revenue	21,811
20	Less: Online Sports Wagering Loss Applied from Prior Month (if applicable)	-
21	Total Online Sports Wagering Tax Payment for this Month	21,811

LOSS CARRYFORWARD INFORMATION (13% TAX):

22	Online Sports Wagering Loss Carryforward - End of Prior Month	-
23	Online Sports Wagering Loss Carryforward Applied to Current Month	-
24	Online Sports Wagering Loss - Current Month	-
25	Online Sports Wagering Loss Carryforward - End of Current Month	-

26	Total Sports Wagering Tax Payment (sum lines 9 and 21)	\$ 21,811
----	--	-----------

27	Monthly Retail Sports Wagering Promotional Gaming Credits Wagered	-
28	Monthly Online Sports Wagering Promotional Gaming Credits Wagered (DGE-101)	-

FORM MAY NOT FOOT DUE TO ROUNDING

Under penalties of perjury, I declare that I have examined this report, and to the best of my knowledge and belief, it is true and complete.

Cheryl Francese

Cheryl Francese

4/9/2025

Date

Vice President of Finance Caesars Digital (#010834-11)

Title and License Number

CAESARS INTERACTIVE ENTERTAINMENT NEW JERSEY
(AFFILIATE OF HARRAH'S ATLANTIC CITY)
ONLINE SPORTS WAGERING SKIN DETAIL REPORT
FOR THE MONTH OF MARCH 2025

ONLINE SPORTS WAGERING DETAIL BY SKIN

Line	Description	betParx Gross Revenue	Gross Revenue	Gross Revenue	Total Gross Revenue
14	Year-to-Date Online Sports Wagering Gross Revenue	\$ 700,571	\$ -	\$ -	\$ 700,571
15	Less: Prior Month's Year-to-Date Online Sports Wagering Gross Revenue	532,791	-	-	532,791
16	Monthly Online Sports Wagering Gross Revenue	167,780	-	-	167,780

OCEAN CASINO RESORT

MONTHLY SPORTS WAGERING TAX RETURN

FOR THE MONTH OF MARCH 2025

SPORTS WAGERING - RETAIL

Line (a)	Description (b)	Gross Revenue/Tax (c)
1	Year-to-Date Retail Sports Wagering Gross Revenue	\$ 175,549
2	Less: Last Month's Year-to-Date Retail Sports Wagering Gross Revenue	(54,216)
3	Monthly Retail Sports Wagering Gross Revenue	229,765
4	Monthly Adjustments	73
5	Monthly Retail Sports Wagering Promotional Gaming Credit Deduction	-
6	Monthly Taxable Retail Sports Wagering Gross Revenue	229,838
7	Monthly 8.5% Tax on Retail Sports Wagering Gross Revenue	19,536
8	Less: Retail Sports Wagering Loss Carryforward Applied (if applicable)	(4,493)
9	Total Retail Sports Wagering Tax Payment for this Month	15,043

LOSS CARRYFORWARD INFORMATION (8.5% TAX):

10	Retail Sports Wagering Loss Carryforward - End of Prior Month	(4,493)
11	Retail Sports Wagering Loss Carryforward Applied to Current Month	4,493
12	Retail Sports Wagering Loss - Current Month	-
13	Retail Sports Wagering Loss Carryforward - End of Current Month	-

SPORTS WAGERING - ONLINE

Line (a)	Description (b)	Gross Revenue/Tax (c)
14	Year-to-Date Online Sports Wagering Gross Revenue	\$ 235,147
15	Less: Last Month's Year-to-Date Online Sports Wagering Gross Revenue	(125,175)
16	Monthly Online Sports Wagering Gross Revenue	360,322
17	Monthly Adjustments	1,314
18	Monthly Taxable Online Sports Wagering Gross Revenue	361,636
19	Monthly 13% Tax on Online Sports Wagering Gross Revenue	47,013
20	Less: Online Sports Wagering Loss Applied from Prior Month (if applicable)	(47,013)
21	Total Online Sports Wagering Tax Payment for this Month	-

LOSS CARRYFORWARD INFORMATION (13% TAX):

22	Online Sports Wagering Loss Carryforward - End of Prior Month	(68,445)
23	Online Sports Wagering Loss Carryforward Applied to Current Month	47,013
24	Online Sports Wagering Loss - Current Month	-
25	Online Sports Wagering Loss Carryforward - End of Current Month	(21,432)

26	Total Sports Wagering Tax Payment (sum lines 9 and 21)	\$ 15,043
27	Monthly Retail Sports Wagering Promotional Gaming Credits Wagered	-
28	Monthly Online Sports Wagering Promotional Gaming Credits Wagered (DGE-101)	-

FORM MAY NOT FOOT DUE TO ROUNDING

Under penalties of perjury, I declare that I have examined this report, and to the best of my knowledge and belief, it is true and complete.



Frank Pollock

4/8/2025

Date

Casino Accounting Controller 9869-11

Title and License Number

OCEAN CASINO RESORT
ONLINE SPORTS WAGERING SKIN DETAIL REPORT
FOR THE MONTH OF MARCH 2025

ONLINE SPORTS WAGERING DETAIL BY SKIN

Line	Description	PRIME Gross Revenue	Gross Revenue	Gross Revenue	Total Gross Revenue
14	Year-to-Date Online Sports Wagering Gross Revenue	\$ 235,147	\$ -	\$ -	\$ 235,147
15	Less: Prior Month's Year-to-Date Online Sports Wagering Gross Revenue	(125,175)	-	-	(125,175)
16	Monthly Online Sports Wagering Gross Revenue	360,322	-	-	360,322

RESORTS CASINO HOTEL (DGMB CASINO, LLC.)

MONTHLY SPORTS WAGERING TAX RETURN

FOR THE MONTH OF MARCH 2025

SPORTS WAGERING - RETAIL

Line (a)	Description (b)	Gross Revenue/Tax (c)
1	Year-to-Date Retail Sports Wagering Gross Revenue	\$ (149,821)
2	Less: Last Month's Year-to-Date Retail Sports Wagering Gross Revenue	(38,804)
3	Monthly Retail Sports Wagering Gross Revenue	(111,017)
4	Monthly Adjustments	-
5	Monthly Retail Sports Wagering Promotional Gaming Credit Deduction	-
6	Monthly Taxable Retail Sports Wagering Gross Revenue	(111,017)
7	Monthly 8.5% Tax on Retail Sports Wagering Gross Revenue	(9,436)
8	Less: Retail Sports Wagering Loss Carryforward Applied (if applicable)	-
9	Total Retail Sports Wagering Tax Payment for this Month	-

LOSS CARRYFORWARD INFORMATION (8.5% TAX):

10	Retail Sports Wagering Loss Carryforward - End of Prior Month	(32,374)
11	Retail Sports Wagering Loss Carryforward Applied to Current Month	-
12	Retail Sports Wagering Loss - Current Month	(9,436)
13	Retail Sports Wagering Loss Carryforward - End of Current Month	(41,810)

SPORTS WAGERING - ONLINE

Line (a)	Description (b)	Gross Revenue/Tax (c)
14	Year-to-Date Online Sports Wagering Gross Revenue	\$ 82,308,292
15	Less: Last Month's Year-to-Date Online Sports Wagering Gross Revenue	59,734,032
16	Monthly Online Sports Wagering Gross Revenue	22,574,260
17	Monthly Adjustments	-
18	Monthly Taxable Online Sports Wagering Gross Revenue	22,574,260
19	Monthly 13% Tax on Online Sports Wagering Gross Revenue	2,934,654
20	Less: Online Sports Wagering Loss Applied from Prior Month (if applicable)	-
21	Total Online Sports Wagering Tax Payment for this Month	2,934,654

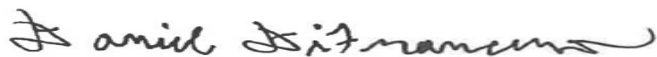
LOSS CARRYFORWARD INFORMATION (13% TAX):

22	Online Sports Wagering Loss Carryforward - End of Prior Month	-
23	Online Sports Wagering Loss Carryforward Applied to Current Month	-
24	Online Sports Wagering Loss - Current Month	-
25	Online Sports Wagering Loss Carryforward - End of Current Month	-

26	Total Sports Wagering Tax Payment (sum lines 9 and 21)	\$ 2,934,654
27	Monthly Retail Sports Wagering Promotional Gaming Credits Wagered	-
28	Monthly Online Sports Wagering Promotional Gaming Credits Wagered (DGE-101)	-

FORM MAY NOT FOOT DUE TO ROUNDING

Under penalties of perjury, I declare that I have examined this report, and to the best of my knowledge and belief, it is true and complete.



Daniel DiFrancesco

4/9/2025

Date

Internet Gaming Manager 011057-11

Title and License Number

**RESORTS CASINO HOTEL (DGMB CASINO, LLC.)
ONLINE SPORTS WAGERING SKIN DETAIL REPORT
FOR THE MONTH OF MARCH 2025**

ONLINE SPORTS WAGERING DETAIL BY SKIN

Line	Description	DraftKings Gross Revenue	ESPN Bet Gross Revenue	Gross Revenue	Total Gross Revenue
14	Year-to-Date Online Sports Wagering Gross Revenue	\$ 75,850,119	\$ 6,458,173	\$ -	\$ 82,308,292
15	Less: Prior Month's Year-to-Date Online Sports Wagering Gross Revenue	55,915,795	3,818,237	-	59,734,032
16	Monthly Online Sports Wagering Gross Revenue	19,934,324	2,639,936	-	22,574,260

TROPICANA CASINO & RESORT

MONTHLY SPORTS WAGERING TAX RETURN

FOR THE MONTH OF MARCH 2025

SPORTS WAGERING - RETAIL

Line (a)	Description (b)	Gross Revenue/Tax (c)
1	Year-to-Date Retail Sports Wagering Gross Revenue	\$ 69,999
2	Less: Last Month's Year-to-Date Retail Sports Wagering Gross Revenue	16,136
3	Monthly Retail Sports Wagering Gross Revenue	53,863
4	Monthly Adjustments	869
5	Monthly Retail Sports Wagering Promotional Gaming Credit Deduction	-
6	Monthly Taxable Retail Sports Wagering Gross Revenue	54,732
7	Monthly 8.5% Tax on Retail Sports Wagering Gross Revenue	4,652
8	Less: Retail Sports Wagering Loss Carryforward Applied (if applicable)	(3,958)
9	Total Retail Sports Wagering Tax Payment for this Month	694

LOSS CARRYFORWARD INFORMATION (8.5% TAX):

10	Retail Sports Wagering Loss Carryforward - End of Prior Month	(3,958)
11	Retail Sports Wagering Loss Carryforward Applied to Current Month	3,958
12	Retail Sports Wagering Loss - Current Month	-
13	Retail Sports Wagering Loss Carryforward - End of Current Month	-

SPORTS WAGERING - ONLINE

Line (a)	Description (b)	Gross Revenue/Tax (c)
14	Year-to-Date Online Sports Wagering Gross Revenue	\$ -
15	Less: Last Month's Year-to-Date Online Sports Wagering Gross Revenue	-
16	Monthly Online Sports Wagering Gross Revenue	-
17	Monthly Adjustments	-
18	Monthly Taxable Online Sports Wagering Gross Revenue	-
19	Monthly 13% Tax on Online Sports Wagering Gross Revenue	-
20	Less: Online Sports Wagering Loss Applied from Prior Month (if applicable)	-
21	Total Online Sports Wagering Tax Payment for this Month	-

LOSS CARRYFORWARD INFORMATION (13% TAX):

22	Online Sports Wagering Loss Carryforward - End of Prior Month	-
23	Online Sports Wagering Loss Carryforward Applied to Current Month	-
24	Online Sports Wagering Loss - Current Month	-
25	Online Sports Wagering Loss Carryforward - End of Current Month	-

26	Total Sports Wagering Tax Payment (sum lines 9 and 21)	\$ 694
27	Monthly Retail Sports Wagering Promotional Gaming Credits Wagered	-
28	Monthly Online Sports Wagering Promotional Gaming Credits Wagered (DGE-101)	-

FORM MAY NOT FOOT DUE TO ROUNDING

Under penalties of perjury, I declare that I have examined this report, and to the best of my knowledge and belief, it is true and complete.



4/9/2025
Date

Operations Controller 009569-11

**CAESARS INTERACTIVE ENTERTAINMENT NEW JERSEY
(AFFILIATE OF TROPICANA CASINO & RESORT)
MONTHLY SPORTS WAGERING TAX RETURN
FOR THE MONTH OF MARCH 2025**

SPORTS WAGERING - RETAIL

Line (a)	Description (b)	Gross Revenue/Tax (c)
1	Year-to-Date Retail Sports Wagering Gross Revenue	\$ -
2	Less: Last Month's Year-to-Date Retail Sports Wagering Gross Revenue	-
3	Monthly Retail Sports Wagering Gross Revenue	-
4	Monthly Adjustments	-
5	Monthly Retail Sports Wagering Promotional Gaming Credit Deduction	-
6	Monthly Taxable Retail Sports Wagering Gross Revenue	-
7	Monthly 8.5% Tax on Retail Sports Wagering Gross Revenue	-
8	Less: Retail Sports Wagering Loss Carryforward Applied (if applicable)	-
9	Total Retail Sports Wagering Tax Payment for this Month	-

LOSS CARRYFORWARD INFORMATION (8.5% TAX):

10	Retail Sports Wagering Loss Carryforward - End of Prior Month	-
11	Retail Sports Wagering Loss Carryforward Applied to Current Month	-
12	Retail Sports Wagering Loss - Current Month	-
13	Retail Sports Wagering Loss Carryforward - End of Current Month	-

SPORTS WAGERING - ONLINE

Line (a)	Description (b)	Gross Revenue/Tax (c)
14	Year-to-Date Online Sports Wagering Gross Revenue	\$ 7,435,733
15	Less: Last Month's Year-to-Date Online Sports Wagering Gross Revenue	4,483,985
16	Monthly Online Sports Wagering Gross Revenue	2,951,748
17	Monthly Adjustments	-
18	Monthly Taxable Online Sports Wagering Gross Revenue	2,951,748
19	Monthly 13% Tax on Online Sports Wagering Gross Revenue	383,727
20	Less: Online Sports Wagering Loss Applied from Prior Month (if applicable)	-
21	Total Online Sports Wagering Tax Payment for this Month	383,727

LOSS CARRYFORWARD INFORMATION (13% TAX):

22	Online Sports Wagering Loss Carryforward - End of Prior Month	-
23	Online Sports Wagering Loss Carryforward Applied to Current Month	-
24	Online Sports Wagering Loss - Current Month	-
25	Online Sports Wagering Loss Carryforward - End of Current Month	-

26	Total Sports Wagering Tax Payment (sum lines 9 and 21)	\$ 383,727
----	--	------------

27	Monthly Retail Sports Wagering Promotional Gaming Credits Wagered	-
28	Monthly Online Sports Wagering Promotional Gaming Credits Wagered (DGE-101)	-

FORM MAY NOT FOOT DUE TO ROUNDING

Under penalties of perjury, I declare that I have examined this report, and to the best of my knowledge and belief, it is true and complete.

Cheryl Francese

Cheryl Francese

4/9/2025

Date

Vice President of Finance Caesars Digital (#010834-11)

Title and License Number

**CAESARS INTERACTIVE ENTERTAINMENT NEW JERSEY
(AFFILIATE OF TROPICANA CASINO & RESORT)
ONLINE SPORTS WAGERING SKIN DETAIL REPORT
FOR THE MONTH OF MARCH 2025**

ONLINE SPORTS WAGERING DETAIL BY SKIN

Line	Description	Caesars Sportsbook Gross Revenue	Gross Revenue	Gross Revenue	Total Gross Revenue
14	Year-to-Date Online Sports Wagering Gross Revenue	\$ 7,435,733	\$ -	\$ -	\$ 7,435,733
15	Less: Prior Month's Year-to-Date Online Sports Wagering Gross Revenue	4,483,985	-	-	4,483,985
16	Monthly Online Sports Wagering Gross Revenue	2,951,748	-	-	2,951,748

NEW MEADOWLANDS RACETRACK LLC

MONTHLY SPORTS WAGERING TAX RETURN

FOR THE MONTH OF MARCH 2025

SPORTS WAGERING - RETAIL

Line (a)	Description (b)	Gross Revenue/Tax (c)
1	Year-to-Date Retail Sports Wagering Gross Revenue	\$ 6,305,553
2	Less: Last Month's Year-to-Date Retail Sports Wagering Gross Revenue	\$ 4,282,172
3	Monthly Retail Sports Wagering Gross Revenue	2,023,381
4	Monthly Adjustments	-
5	Monthly Retail Sports Wagering Promotional Gaming Credit Deduction	-
6	Monthly Taxable Retail Sports Wagering Gross Revenue	2,023,381
7	Monthly 8.5% Tax on Retail Sports Wagering Gross Revenue	171,987
8	Less: Retail Sports Wagering Loss Carryforward Applied (if applicable)	-
9	Total Retail Sports Wagering Tax Payment for this Month	171,987

LOSS CARRYFORWARD INFORMATION (8.5% TAX):

10	Retail Sports Wagering Loss Carryforward - End of Prior Month	-
11	Retail Sports Wagering Loss Carryforward Applied to Current Month	-
12	Retail Sports Wagering Loss - Current Month	-
13	Retail Sports Wagering Loss Carryforward - End of Current Month	-

SPORTS WAGERING - ONLINE

Line (a)	Description (b)	Gross Revenue/Tax (c)
14	Year-to-Date Online Sports Wagering Gross Revenue	\$ 110,392,212
15	Less: Last Month's Year-to-Date Online Sports Wagering Gross Revenue	86,970,602
16	Monthly Online Sports Wagering Gross Revenue	23,421,610
17	Monthly Adjustments	13,593
18	Monthly Taxable Online Sports Wagering Gross Revenue	23,435,203
19	Monthly 13% Tax on Online Sports Wagering Gross Revenue	3,046,576
20	Less: Online Sports Wagering Loss Applied from Prior Month (if applicable)	-
21	Total Online Sports Wagering Tax Payment for this Month	3,046,576


LOSS CARRYFORWARD INFORMATION (13% TAX):

22	Online Sports Wagering Loss Carryforward - End of Prior Month	-
23	Online Sports Wagering Loss Carryforward Applied to Current Month	-
24	Online Sports Wagering Loss - Current Month	-
25	Online Sports Wagering Loss Carryforward - End of Current Month	-

26	Total Sports Wagering Tax Payment (sum lines 9 and 21)	\$ 3,218,563
27	Monthly Retail Sports Wagering Promotional Gaming Credits Wagered	-
28	Monthly Online Sports Wagering Promotional Gaming Credits Wagered (DGE-101)	-

FORM MAY NOT FOOT DUE TO ROUNDING

Under penalties of perjury, I declare that I have examined this report, and to the best of my knowledge and belief, it is true and complete.



Alex Figueras

4/10/2025

Date

Chief Financial Officer (10031-11)

Title and License Number

NEW MEADOWLANDS RACETRACK LLC
ONLINE SPORTS WAGERING SKIN DETAIL REPORT
FOR THE MONTH OF MARCH 2025

ONLINE SPORTS WAGERING DETAIL BY SKIN

Line	Description	Fanduel Gross Revenue	SuperBook Gross Revenue	Gross Revenue	Total Gross Revenue
14	Year-to-Date Online Sports Wagering Gross Revenue	\$ 110,408,612	\$ (16,400)	\$ -	\$ 110,392,212
15	Less: Prior Month's Year-to-Date Online Sports Wagering Gross Revenue	86,987,002	(16,400)	-	86,970,602
16	Monthly Online Sports Wagering Gross Revenue	23,421,610	-	-	23,421,610

MONMOUTH PARK

MONTHLY SPORTS WAGERING TAX RETURN

FOR THE MONTH OF MARCH 2025

SPORTS WAGERING - RETAIL

Line (a)	Description (b)	Gross Revenue/Tax (c)
1	Year-to-Date Retail Sports Wagering Gross Revenue	\$ 420,692
2	Less: Last Month's Year-to-Date Retail Sports Wagering Gross Revenue	(11,701)
3	Monthly Retail Sports Wagering Gross Revenue	432,393
4	Monthly Adjustments	171
5	Monthly Retail Sports Wagering Promotional Gaming Credit Deduction	-
6	Monthly Taxable Retail Sports Wagering Gross Revenue	432,564
7	Monthly 8.5% Tax on Retail Sports Wagering Gross Revenue	36,768
8	Less: Retail Sports Wagering Loss Carryforward Applied (if applicable)	(13,043)
9	Total Retail Sports Wagering Tax Payment for this Month	23,725

LOSS CARRYFORWARD INFORMATION (8.5% TAX):

10	Retail Sports Wagering Loss Carryforward - End of Prior Month	(13,043)
11	Retail Sports Wagering Loss Carryforward Applied to Current Month	13,043
12	Retail Sports Wagering Loss - Current Month	-
13	Retail Sports Wagering Loss Carryforward - End of Current Month	-

SPORTS WAGERING - ONLINE

Line (a)	Description (b)	Gross Revenue/Tax (c)
14	Year-to-Date Online Sports Wagering Gross Revenue	\$ 4,192,090
15	Less: Last Month's Year-to-Date Online Sports Wagering Gross Revenue	2,595,257
16	Monthly Online Sports Wagering Gross Revenue	1,596,833
17	Monthly Adjustments	-
18	Monthly Taxable Online Sports Wagering Gross Revenue	1,596,833
19	Monthly 13% Tax on Online Sports Wagering Gross Revenue	207,588
20	Less: Online Sports Wagering Loss Applied from Prior Month (if applicable)	-
21	Total Online Sports Wagering Tax Payment for this Month	207,588

LOSS CARRYFORWARD INFORMATION (13% TAX):

22	Online Sports Wagering Loss Carryforward - End of Prior Month	-
23	Online Sports Wagering Loss Carryforward Applied to Current Month	-
24	Online Sports Wagering Loss - Current Month	-
25	Online Sports Wagering Loss Carryforward - End of Current Month	-

26	Total Sports Wagering Tax Payment (sum lines 9 and 21)	\$ 231,313
27	Monthly Retail Sports Wagering Promotional Gaming Credits Wagered	-
28	Monthly Online Sports Wagering Promotional Gaming Credits Wagered (DGE-101)	-

FORM MAY NOT FOOT DUE TO ROUNDING

Under penalties of perjury, I declare that I have examined this report, and to the best of my knowledge and belief, it is true and complete.



Jeff Wischerath

4/9/2025

Date

Controller (10793-11)

Title and License Number

MONMOUTH PARK
ONLINE SPORTS WAGERING SKIN DETAIL REPORT
FOR THE MONTH OF MARCH 2025

ONLINE SPORTS WAGERING DETAIL BY SKIN

Line	Description	Caesars Sportsbook Gross Revenue	BetRivers Gross Revenue	Gross Revenue	Total Gross Revenue
14	Year-to-Date Online Sports Wagering Gross Revenue	\$ 1,207,091	\$ 2,984,999	\$ -	\$ 4,192,090
15	Less: Prior Month's Year-to-Date Online Sports Wagering Gross Revenue	839,426	1,755,831	-	2,595,257
16	Monthly Online Sports Wagering Gross Revenue	367,665	1,229,168	-	1,596,833