

BALLY'S ATLANTIC CITY MONTHLY SPORTS WAGERING TAX RETURN FOR THE MONTH OF MAY 2025

SPORTS WAGERING - RETAIL

Line (a)	Description (b)	Gross Revenue/Tax (c)
1	Year-to-Date Retail Sports Wagering Gross Revenue	\$ (245,031)
2	Less: Last Month's Year-to-Date Retail Sports Wagering Gross Revenue	(249,960)
3	Monthly Retail Sports Wagering Gross Revenue	4,929
4	Monthly Adjustments	-
5	Monthly Retail Sports Wagering Promotional Gaming Credit Deduction	-
6	Monthly Taxable Retail Sports Wagering Gross Revenue	4,929
7	Monthly 8.5% Tax on Retail Sports Wagering Gross Revenue	419
8	Less: Retail Sports Wagering Loss Carryforward Applied (if applicable)	(419)
9	Total Retail Sports Wagering Tax Payment for this Month	-

LOSS CARRYFORWARD INFORMATION (8.5% TAX):

10	Retail Sports Wagering Loss Carryforward - End of Prior Month	(21,247)
11	Retail Sports Wagering Loss Carryforward Applied to Current Month	419
12	Retail Sports Wagering Loss - Current Month	-
13	Retail Sports Wagering Loss Carryforward - End of Current Month	(20,828)

SPORTS WAGERING - ONLINE

Line (a)	Description (b)	Gross Revenue/Tax (c)
14	Year-to-Date Online Sports Wagering Gross Revenue	\$ 35,761,518
15	Less: Last Month's Year-to-Date Online Sports Wagering Gross Revenue	28,885,534
16	Monthly Online Sports Wagering Gross Revenue	6,875,984
17	Monthly Adjustments	-
18	Monthly Taxable Online Sports Wagering Gross Revenue	6,875,984
19	Monthly 13% Tax on Online Sports Wagering Gross Revenue	893,878
20	Less: Online Sports Wagering Loss Applied from Prior Month (if applicable)	-
21	Total Online Sports Wagering Tax Payment for this Month	893,878

LOSS CARRYFORWARD INFORMATION (13% TAX):

22	Online Sports Wagering Loss Carryforward - End of Prior Month	-
23	Online Sports Wagering Loss Carryforward Applied to Current Month	-
24	Online Sports Wagering Loss - Current Month	-
25	Online Sports Wagering Loss Carryforward - End of Current Month	-

26	Total Sports Wagering Tax Payment (sum lines 9 and 21)	\$ 893,878
27	Monthly Retail Sports Wagering Promotional Gaming Credits Wagered	-
28	Monthly Online Sports Wagering Promotional Gaming Credits Wagered (DGE-101)	-

FORM MAY NOT FOOT DUE TO ROUNDING

Under penalties of perjury, I declare that I have examined this report, and to the best of my knowledge and belief, it is true and complete.



Kathleen Worth

6/6/2025

Date

Operations Controller 6896-11

Title and License Number

BALLY'S ATLANTIC CITY
ONLINE SPORTS WAGERING SKIN DETAIL REPORT
FOR THE MONTH OF MAY 2025

ONLINE SPORTS WAGERING DETAIL BY SKIN

Line	Description	SPORTTRADE Gross Revenue	BETFANATICS Gross Revenue	BALLY BET Gross Revenue	Total Gross Revenue
14	Year-to-Date Online Sports Wagering Gross Revenue	\$ 903,651	\$ 33,697,195	\$ 1,160,672	\$ 35,761,518
15	Less: Prior Month's Year-to-Date Online Sports Wagering Gross Revenue	470,044	27,495,062	920,428	28,885,534
16	Monthly Online Sports Wagering Gross Revenue	433,607	6,202,133	240,244	6,875,984

BORGATA HOTEL CASINO & SPA

MONTHLY SPORTS WAGERING TAX RETURN

FOR THE MONTH OF MAY 2025

SPORTS WAGERING - RETAIL

Line (a)	Description (b)	Gross Revenue/Tax (c)
1	Year-to-Date Retail Sports Wagering Gross Revenue	\$ 1,791,329
2	Less: Last Month's Year-to-Date Retail Sports Wagering Gross Revenue	1,488,587
3	Monthly Retail Sports Wagering Gross Revenue	302,742
4	Monthly Adjustments	-
5	Monthly Retail Sports Wagering Promotional Gaming Credit Deduction	-
6	Monthly Taxable Retail Sports Wagering Gross Revenue	302,742
7	Monthly 8.5% Tax on Retail Sports Wagering Gross Revenue	25,733
8	Less: Retail Sports Wagering Loss Carryforward Applied (if applicable)	-
9	Total Retail Sports Wagering Tax Payment for this Month	25,733

LOSS CARRYFORWARD INFORMATION (8.5% TAX):

10	Retail Sports Wagering Loss Carryforward - End of Prior Month	-
11	Retail Sports Wagering Loss Carryforward Applied to Current Month	-
12	Retail Sports Wagering Loss - Current Month	-
13	Retail Sports Wagering Loss Carryforward - End of Current Month	-

SPORTS WAGERING - ONLINE

Line (a)	Description (b)	Gross Revenue/Tax (c)
14	Year-to-Date Online Sports Wagering Gross Revenue	\$ 32,937,094
15	Less: Last Month's Year-to-Date Online Sports Wagering Gross Revenue	30,892,764
16	Monthly Online Sports Wagering Gross Revenue	2,044,330
17	Monthly Adjustments	-
18	Monthly Taxable Online Sports Wagering Gross Revenue	2,044,330
19	Monthly 13% Tax on Online Sports Wagering Gross Revenue	265,763
20	Less: Online Sports Wagering Loss Applied from Prior Month (if applicable)	-
21	Total Online Sports Wagering Tax Payment for this Month	265,763

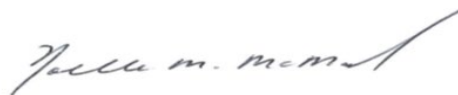
LOSS CARRYFORWARD INFORMATION (13% TAX):

22	Online Sports Wagering Loss Carryforward - End of Prior Month	-
23	Online Sports Wagering Loss Carryforward Applied to Current Month	-
24	Online Sports Wagering Loss - Current Month	-
25	Online Sports Wagering Loss Carryforward - End of Current Month	-

26	Total Sports Wagering Tax Payment (sum lines 9 and 21)	\$ 291,496
27	Monthly Retail Sports Wagering Promotional Gaming Credits Wagered	-
28	Monthly Online Sports Wagering Promotional Gaming Credits Wagered (DGE-101)	-

FORM MAY NOT FOOT DUE TO ROUNDING

Under penalties of perjury, I declare that I have examined this report, and to the best of my knowledge and belief, it is true and complete.



Noelle M. McManus

6/9/2025

Date

Casino Controller 9751-11
Title and License Number

BORGATA HOTEL CASINO & SPA
ONLINE SPORTS WAGERING SKIN DETAIL REPORT
FOR THE MONTH OF MAY 2025

ONLINE SPORTS WAGERING DETAIL BY SKIN

Line	Description	BETMGM Gross Revenue	BORGATA Gross Revenue	Gross Revenue	Total Gross Revenue
14	Year-to-Date Online Sports Wagering Gross Revenue	\$ 29,818,737	\$ 3,118,357	\$ -	\$ 32,937,094
15	Less: Prior Month's Year-to-Date Online Sports Wagering Gross Revenue	28,366,546	2,526,218	-	30,892,764
16	Monthly Online Sports Wagering Gross Revenue	1,452,191	592,139	-	2,044,330

CAESARS ATLANTIC CITY

MONTHLY SPORTS WAGERING TAX RETURN

FOR THE MONTH OF MAY 2025

SPORTS WAGERING - RETAIL

Line (a)	Description (b)	Gross Revenue/Tax (c)
1	Year-to-Date Retail Sports Wagering Gross Revenue	\$ 180,144
2	Less: Last Month's Year-to-Date Retail Sports Wagering Gross Revenue	88,650
3	Monthly Retail Sports Wagering Gross Revenue	91,494
4	Monthly Adjustments	443
5	Monthly Retail Sports Wagering Promotional Gaming Credit Deduction	-
6	Monthly Taxable Retail Sports Wagering Gross Revenue	91,937
7	Monthly 8.5% Tax on Retail Sports Wagering Gross Revenue	7,815
8	Less: Retail Sports Wagering Loss Carryforward Applied (if applicable)	-
9	Total Retail Sports Wagering Tax Payment for this Month	7,815

LOSS CARRYFORWARD INFORMATION (8.5% TAX):

10	Retail Sports Wagering Loss Carryforward - End of Prior Month	-
11	Retail Sports Wagering Loss Carryforward Applied to Current Month	-
12	Retail Sports Wagering Loss - Current Month	-
13	Retail Sports Wagering Loss Carryforward - End of Current Month	-

SPORTS WAGERING - ONLINE

Line (a)	Description (b)	Gross Revenue/Tax (c)
14	Year-to-Date Online Sports Wagering Gross Revenue	\$ -
15	Less: Last Month's Year-to-Date Online Sports Wagering Gross Revenue	-
16	Monthly Online Sports Wagering Gross Revenue	-
17	Monthly Adjustments	-
18	Monthly Taxable Online Sports Wagering Gross Revenue	-
19	Monthly 13% Tax on Online Sports Wagering Gross Revenue	-
20	Less: Online Sports Wagering Loss Applied from Prior Month (if applicable)	-
21	Total Online Sports Wagering Tax Payment for this Month	-


LOSS CARRYFORWARD INFORMATION (13% TAX):

22	Online Sports Wagering Loss Carryforward - End of Prior Month	-
23	Online Sports Wagering Loss Carryforward Applied to Current Month	-
24	Online Sports Wagering Loss - Current Month	-
25	Online Sports Wagering Loss Carryforward - End of Current Month	-

26	Total Sports Wagering Tax Payment (sum lines 9 and 21)	\$ 7,815
27	Monthly Retail Sports Wagering Promotional Gaming Credits Wagered	-
28	Monthly Online Sports Wagering Promotional Gaming Credits Wagered (DGE-101)	-

FORM MAY NOT FOOT DUE TO ROUNDING

Under penalties of perjury, I declare that I have examined this report, and to the best of my knowledge and belief, it is true and complete.



ANGELA BIANCHINI

6/6/2025

Date

OPERATIONS CONTROLLER (8454-11)

Title and License Number

GOLDEN NUGGET

MONTHLY SPORTS WAGERING TAX RETURN

FOR THE MONTH OF MAY 2025

SPORTS WAGERING - RETAIL

Line (a)	Description (b)	Gross Revenue/Tax (c)
1	Year-to-Date Retail Sports Wagering Gross Revenue	\$ 258,617
2	Less: Last Month's Year-to-Date Retail Sports Wagering Gross Revenue	167,092
3	Monthly Retail Sports Wagering Gross Revenue	91,525
4	Monthly Adjustments	-
5	Monthly Retail Sports Wagering Promotional Gaming Credit Deduction	-
6	Monthly Taxable Retail Sports Wagering Gross Revenue	91,525
7	Monthly 8.5% Tax on Retail Sports Wagering Gross Revenue	7,780
8	Less: Retail Sports Wagering Loss Carryforward Applied (if applicable)	-
9	Total Retail Sports Wagering Tax Payment for this Month	7,780

LOSS CARRYFORWARD INFORMATION (8.5% TAX):

10	Retail Sports Wagering Loss Carryforward - End of Prior Month	-
11	Retail Sports Wagering Loss Carryforward Applied to Current Month	-
12	Retail Sports Wagering Loss - Current Month	-
13	Retail Sports Wagering Loss Carryforward - End of Current Month	-

SPORTS WAGERING - ONLINE

Line (a)	Description (b)	Gross Revenue/Tax (c)
14	Year-to-Date Online Sports Wagering Gross Revenue	\$ (1,386)
15	Less: Last Month's Year-to-Date Online Sports Wagering Gross Revenue	(1,148)
16	Monthly Online Sports Wagering Gross Revenue	(238)
17	Monthly Adjustments	-
18	Monthly Taxable Online Sports Wagering Gross Revenue	(238)
19	Monthly 13% Tax on Online Sports Wagering Gross Revenue	(31)
20	Less: Online Sports Wagering Loss Applied from Prior Month (if applicable)	-
21	Total Online Sports Wagering Tax Payment for this Month	-

LOSS CARRYFORWARD INFORMATION (13% TAX):

22	Online Sports Wagering Loss Carryforward - End of Prior Month	(122)
23	Online Sports Wagering Loss Carryforward Applied to Current Month	-
24	Online Sports Wagering Loss - Current Month	(31)
25	Online Sports Wagering Loss Carryforward - End of Current Month	(153)

26	Total Sports Wagering Tax Payment (sum lines 9 and 21)	\$ 7,780
27	Monthly Retail Sports Wagering Promotional Gaming Credits Wagered	-
28	Monthly Online Sports Wagering Promotional Gaming Credits Wagered (DGE-101)	-

FORM MAY NOT FOOT DUE TO ROUNDING

Under penalties of perjury, I declare that I have examined this report, and to the best of my knowledge and belief, it is true and complete.



John Caruso

6/6/2025

Date

Executive Director of Finance/Controller 8827.11

GOLDEN NUGGET
ONLINE SPORTS WAGERING SKIN DETAIL REPORT
FOR THE MONTH OF MAY 2025

ONLINE SPORTS WAGERING DETAIL BY SKIN

Line	Description	BETWAY Gross Revenue	Gross Revenue	Gross Revenue	Total Gross Revenue
14	Year-to-Date Online Sports Wagering Gross Revenue	\$ (1,386)	\$ -	\$ -	\$ (1,386)
15	Less: Prior Month's Year-to-Date Online Sports Wagering Gross Revenue	(1,148)	-	-	(1,148)
16	Monthly Online Sports Wagering Gross Revenue	(238)	-	-	(238)

HARD ROCK HOTEL AND CASINO ATLANTIC CITY

MONTHLY SPORTS WAGERING TAX RETURN

FOR THE MONTH OF MAY 2025

SPORTS WAGERING - RETAIL

Line (a)	Description (b)	Gross Revenue/Tax (c)
1	Year-to-Date Retail Sports Wagering Gross Revenue	\$ (388,960)
2	Less: Last Month's Year-to-Date Retail Sports Wagering Gross Revenue	(308,238)
3	Monthly Retail Sports Wagering Gross Revenue	(80,722)
4	Monthly Adjustments	-
5	Monthly Retail Sports Wagering Promotional Gaming Credit Deduction	-
6	Monthly Taxable Retail Sports Wagering Gross Revenue	(80,722)
7	Monthly 8.5% Tax on Retail Sports Wagering Gross Revenue	(6,861)
8	Less: Retail Sports Wagering Loss Carryforward Applied (if applicable)	-
9	Total Retail Sports Wagering Tax Payment for this Month	-

LOSS CARRYFORWARD INFORMATION (8.5% TAX):

10	Retail Sports Wagering Loss Carryforward - End of Prior Month	(44,081)
11	Retail Sports Wagering Loss Carryforward Applied to Current Month	-
12	Retail Sports Wagering Loss - Current Month	(6,861)
13	Retail Sports Wagering Loss Carryforward - End of Current Month	(50,942)

SPORTS WAGERING - ONLINE

Line (a)	Description (b)	Gross Revenue/Tax (c)
14	Year-to-Date Online Sports Wagering Gross Revenue	\$ 29,420,857
15	Less: Last Month's Year-to-Date Online Sports Wagering Gross Revenue	22,365,961
16	Monthly Online Sports Wagering Gross Revenue	7,054,896
17	Monthly Adjustments	-
18	Monthly Taxable Online Sports Wagering Gross Revenue	7,054,896
19	Monthly 13% Tax on Online Sports Wagering Gross Revenue	917,136
20	Less: Online Sports Wagering Loss Applied from Prior Month (if applicable)	-
21	Total Online Sports Wagering Tax Payment for this Month	917,136

LOSS CARRYFORWARD INFORMATION (13% TAX):

22	Online Sports Wagering Loss Carryforward - End of Prior Month	-
23	Online Sports Wagering Loss Carryforward Applied to Current Month	-
24	Online Sports Wagering Loss - Current Month	-
25	Online Sports Wagering Loss Carryforward - End of Current Month	-

26	Total Sports Wagering Tax Payment (sum lines 9 and 21)	\$ 917,136
27	Monthly Retail Sports Wagering Promotional Gaming Credits Wagered	-
28	Monthly Online Sports Wagering Promotional Gaming Credits Wagered (DGE-101)	-

FORM MAY NOT FOOT DUE TO ROUNDING

Under penalties of perjury, I declare that I have examined this report, and to the best of my knowledge and belief, it is true and complete.

Hetal Mistry

Hetal Mistry

6/6/2025

Date

Casino Controller 10465-11

Title and License Number

**HARD ROCK HOTEL AND CASINO ATLANTIC CITY
ONLINE SPORTS WAGERING SKIN DETAIL REPORT
FOR THE MONTH OF MAY 2025**

ONLINE SPORTS WAGERING DETAIL BY SKIN

Line	Description	HARD ROCK BET Gross Revenue	BET365 Gross Revenue	Gross Revenue	Total Gross Revenue
14	Year-to-Date Online Sports Wagering Gross Revenue	\$ 6,201,804	\$ 23,219,053	\$ -	\$ 29,420,857
15	Less: Prior Month's Year-to-Date Online Sports Wagering Gross Revenue	5,122,151	17,243,810	-	22,365,961
16	Monthly Online Sports Wagering Gross Revenue	1,079,653	5,975,243	-	7,054,896

HARRAH'S ATLANTIC CITY MONTHLY SPORTS WAGERING TAX RETURN FOR THE MONTH OF MAY 2025

SPORTS WAGERING - RETAIL

Line (a)	Description (b)	Gross Revenue/Tax (c)
1	Year-to-Date Retail Sports Wagering Gross Revenue	\$ 606,155
2	Less: Last Month's Year-to-Date Retail Sports Wagering Gross Revenue	613,737
3	Monthly Retail Sports Wagering Gross Revenue	(7,582)
4	Monthly Adjustments	321
5	Monthly Retail Sports Wagering Promotional Gaming Credit Deduction	-
6	Monthly Taxable Retail Sports Wagering Gross Revenue	(7,261)
7	Monthly 8.5% Tax on Retail Sports Wagering Gross Revenue	(617)
8	Less: Retail Sports Wagering Loss Carryforward Applied (if applicable)	-
9	Total Retail Sports Wagering Tax Payment for this Month	-

LOSS CARRYFORWARD INFORMATION (8.5% TAX):

10	Retail Sports Wagering Loss Carryforward - End of Prior Month	-
11	Retail Sports Wagering Loss Carryforward Applied to Current Month	-
12	Retail Sports Wagering Loss - Current Month	(617)
13	Retail Sports Wagering Loss Carryforward - End of Current Month	(617)

SPORTS WAGERING - ONLINE

Line (a)	Description (b)	Gross Revenue/Tax (c)
14	Year-to-Date Online Sports Wagering Gross Revenue	\$ -
15	Less: Last Month's Year-to-Date Online Sports Wagering Gross Revenue	-
16	Monthly Online Sports Wagering Gross Revenue	-
17	Monthly Adjustments	-
18	Monthly Taxable Online Sports Wagering Gross Revenue	-
19	Monthly 13% Tax on Online Sports Wagering Gross Revenue	-
20	Less: Online Sports Wagering Loss Applied from Prior Month (if applicable)	-
21	Total Online Sports Wagering Tax Payment for this Month	-

LOSS CARRYFORWARD INFORMATION (13% TAX):

22	Online Sports Wagering Loss Carryforward - End of Prior Month	-
23	Online Sports Wagering Loss Carryforward Applied to Current Month	-
24	Online Sports Wagering Loss - Current Month	-
25	Online Sports Wagering Loss Carryforward - End of Current Month	-

26	Total Sports Wagering Tax Payment (sum lines 9 and 21)	\$ -
27	Monthly Retail Sports Wagering Promotional Gaming Credits Wagered	-
28	Monthly Online Sports Wagering Promotional Gaming Credits Wagered (DGE-101)	-

FORM MAY NOT FOOT DUE TO ROUNDING

Under penalties of perjury, I declare that I have examined this report, and to the best of my knowledge and belief, it is true and complete.



Taalib-deen Muhammad

6/6/2025

Date

Operations Controller (08168-11)

Title and License Number

**CAESARS INTERACTIVE ENTERTAINMENT NEW JERSEY
(AFFILIATE OF HARRAH'S ATLANTIC CITY)
MONTHLY SPORTS WAGERING TAX RETURN
FOR THE MONTH OF MAY 2025**

SPORTS WAGERING - RETAIL

Line (a)	Description (b)	Gross Revenue/Tax (c)
1	Year-to-Date Retail Sports Wagering Gross Revenue	\$ -
2	Less: Last Month's Year-to-Date Retail Sports Wagering Gross Revenue	-
3	Monthly Retail Sports Wagering Gross Revenue	-
4	Monthly Adjustments	-
5	Monthly Retail Sports Wagering Promotional Gaming Credit Deduction	-
6	Monthly Taxable Retail Sports Wagering Gross Revenue	-
7	Monthly 8.5% Tax on Retail Sports Wagering Gross Revenue	-
8	Less: Retail Sports Wagering Loss Carryforward Applied (if applicable)	-
9	Total Retail Sports Wagering Tax Payment for this Month	-

LOSS CARRYFORWARD INFORMATION (8.5% TAX):

10	Retail Sports Wagering Loss Carryforward - End of Prior Month	-
11	Retail Sports Wagering Loss Carryforward Applied to Current Month	-
12	Retail Sports Wagering Loss - Current Month	-
13	Retail Sports Wagering Loss Carryforward - End of Current Month	-

SPORTS WAGERING - ONLINE

Line (a)	Description (b)	Gross Revenue/Tax (c)
14	Year-to-Date Online Sports Wagering Gross Revenue	\$ 781,618
15	Less: Last Month's Year-to-Date Online Sports Wagering Gross Revenue	569,265
16	Monthly Online Sports Wagering Gross Revenue	212,353
17	Monthly Adjustments	177
18	Monthly Taxable Online Sports Wagering Gross Revenue	212,530
19	Monthly 13% Tax on Online Sports Wagering Gross Revenue	27,629
20	Less: Online Sports Wagering Loss Applied from Prior Month (if applicable)	(17,055)
21	Total Online Sports Wagering Tax Payment for this Month	10,574

LOSS CARRYFORWARD INFORMATION (13% TAX):

22	Online Sports Wagering Loss Carryforward - End of Prior Month	(17,055)
23	Online Sports Wagering Loss Carryforward Applied to Current Month	17,055
24	Online Sports Wagering Loss - Current Month	-
25	Online Sports Wagering Loss Carryforward - End of Current Month	-

26	Total Sports Wagering Tax Payment (sum lines 9 and 21)	\$ 10,574
----	--	-----------

27	Monthly Retail Sports Wagering Promotional Gaming Credits Wagered	-
28	Monthly Online Sports Wagering Promotional Gaming Credits Wagered (DGE-101)	-

FORM MAY NOT FOOT DUE TO ROUNDING

Under penalties of perjury, I declare that I have examined this report, and to the best of my knowledge and belief, it is true and complete.

Cheryl Francese

Cheryl Francese

6/9/2025

Date

Vice President of Finance Caesars Digital (#010834-11)

Title and License Number

**CAESARS INTERACTIVE ENTERTAINMENT NEW JERSEY
(AFFILIATE OF HARRAH'S ATLANTIC CITY)
ONLINE SPORTS WAGERING SKIN DETAIL REPORT
FOR THE MONTH OF MAY 2025**

ONLINE SPORTS WAGERING DETAIL BY SKIN

Line	Description	betParx Gross Revenue	Gross Revenue	Gross Revenue	Total Gross Revenue
14	Year-to-Date Online Sports Wagering Gross Revenue	\$ 781,618	\$ -	\$ -	\$ 781,618
15	Less: Prior Month's Year-to-Date Online Sports Wagering Gross Revenue	569,265	-	-	569,265
16	Monthly Online Sports Wagering Gross Revenue	212,353	-	-	212,353

OCEAN CASINO RESORT

MONTHLY SPORTS WAGERING TAX RETURN

FOR THE MONTH OF MAY 2025

SPORTS WAGERING - RETAIL

Line (a)	Description (b)	Gross Revenue/Tax (c)
1	Year-to-Date Retail Sports Wagering Gross Revenue	\$ 200,957
2	Less: Last Month's Year-to-Date Retail Sports Wagering Gross Revenue	120,796
3	Monthly Retail Sports Wagering Gross Revenue	80,161
4	Monthly Adjustments	30
5	Monthly Retail Sports Wagering Promotional Gaming Credit Deduction	-
6	Monthly Taxable Retail Sports Wagering Gross Revenue	80,191
7	Monthly 8.5% Tax on Retail Sports Wagering Gross Revenue	6,816
8	Less: Retail Sports Wagering Loss Carryforward Applied (if applicable)	(4,652)
9	Total Retail Sports Wagering Tax Payment for this Month	2,164

LOSS CARRYFORWARD INFORMATION (8.5% TAX):

10	Retail Sports Wagering Loss Carryforward - End of Prior Month	(4,652)
11	Retail Sports Wagering Loss Carryforward Applied to Current Month	4,652
12	Retail Sports Wagering Loss - Current Month	-
13	Retail Sports Wagering Loss Carryforward - End of Current Month	-

SPORTS WAGERING - ONLINE

Line (a)	Description (b)	Gross Revenue/Tax (c)
14	Year-to-Date Online Sports Wagering Gross Revenue	\$ 235,429
15	Less: Last Month's Year-to-Date Online Sports Wagering Gross Revenue	314,764
16	Monthly Online Sports Wagering Gross Revenue	(79,335)
17	Monthly Adjustments	180
18	Monthly Taxable Online Sports Wagering Gross Revenue	(79,155)
19	Monthly 13% Tax on Online Sports Wagering Gross Revenue	(10,290)
20	Less: Online Sports Wagering Loss Applied from Prior Month (if applicable)	-
21	Total Online Sports Wagering Tax Payment for this Month	-

LOSS CARRYFORWARD INFORMATION (13% TAX):

22	Online Sports Wagering Loss Carryforward - End of Prior Month	(11,082)
23	Online Sports Wagering Loss Carryforward Applied to Current Month	-
24	Online Sports Wagering Loss - Current Month	(10,290)
25	Online Sports Wagering Loss Carryforward - End of Current Month	(21,372)

26	Total Sports Wagering Tax Payment (sum lines 9 and 21)	\$ 2,164
----	--	----------

27	Monthly Retail Sports Wagering Promotional Gaming Credits Wagered	-
28	Monthly Online Sports Wagering Promotional Gaming Credits Wagered (DGE-101)	-

FORM MAY NOT FOOT DUE TO ROUNDING

Under penalties of perjury, I declare that I have examined this report, and to the best of my knowledge and belief, it is true and complete.



Frank Pollock

6/9/2025

Date

Casino Accounting Controller 9869-11

Title and License Number

OCEAN CASINO RESORT
ONLINE SPORTS WAGERING SKIN DETAIL REPORT
FOR THE MONTH OF MAY 2025

ONLINE SPORTS WAGERING DETAIL BY SKIN

Line	Description	PRIME Gross Revenue	Gross Revenue	Gross Revenue	Total Gross Revenue
14	Year-to-Date Online Sports Wagering Gross Revenue	\$ 235,429	\$ -	\$ -	\$ 235,429
15	Less: Prior Month's Year-to-Date Online Sports Wagering Gross Revenue	314,764	-	-	314,764
16	Monthly Online Sports Wagering Gross Revenue	(79,335)	-	-	(79,335)

RESORTS CASINO HOTEL (DGMB CASINO, LLC.)

MONTHLY SPORTS WAGERING TAX RETURN

FOR THE MONTH OF MAY 2025

SPORTS WAGERING - RETAIL

Line (a)	Description (b)	Gross Revenue/Tax (c)
1	Year-to-Date Retail Sports Wagering Gross Revenue	\$ 129,569
2	Less: Last Month's Year-to-Date Retail Sports Wagering Gross Revenue	(103,789)
3	Monthly Retail Sports Wagering Gross Revenue	233,358
4	Monthly Adjustments	-
5	Monthly Retail Sports Wagering Promotional Gaming Credit Deduction	-
6	Monthly Taxable Retail Sports Wagering Gross Revenue	233,358
7	Monthly 8.5% Tax on Retail Sports Wagering Gross Revenue	19,835
8	Less: Retail Sports Wagering Loss Carryforward Applied (if applicable)	(19,835)
9	Total Retail Sports Wagering Tax Payment for this Month	-

LOSS CARRYFORWARD INFORMATION (8.5% TAX):

10	Retail Sports Wagering Loss Carryforward - End of Prior Month	(37,897)
11	Retail Sports Wagering Loss Carryforward Applied to Current Month	19,835
12	Retail Sports Wagering Loss - Current Month	-
13	Retail Sports Wagering Loss Carryforward - End of Current Month	(18,062)

SPORTS WAGERING - ONLINE

Line (a)	Description (b)	Gross Revenue/Tax (c)
14	Year-to-Date Online Sports Wagering Gross Revenue	\$ 141,469,266
15	Less: Last Month's Year-to-Date Online Sports Wagering Gross Revenue	108,220,011
16	Monthly Online Sports Wagering Gross Revenue	33,249,255
17	Monthly Adjustments	-
18	Monthly Taxable Online Sports Wagering Gross Revenue	33,249,255
19	Monthly 13% Tax on Online Sports Wagering Gross Revenue	4,322,403
20	Less: Online Sports Wagering Loss Applied from Prior Month (if applicable)	-
21	Total Online Sports Wagering Tax Payment for this Month	4,322,403

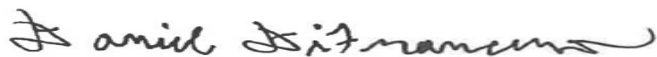
LOSS CARRYFORWARD INFORMATION (13% TAX):

22	Online Sports Wagering Loss Carryforward - End of Prior Month	-
23	Online Sports Wagering Loss Carryforward Applied to Current Month	-
24	Online Sports Wagering Loss - Current Month	-
25	Online Sports Wagering Loss Carryforward - End of Current Month	-

26	Total Sports Wagering Tax Payment (sum lines 9 and 21)	\$ 4,322,403
27	Monthly Retail Sports Wagering Promotional Gaming Credits Wagered	-
28	Monthly Online Sports Wagering Promotional Gaming Credits Wagered (DGE-101)	-

FORM MAY NOT FOOT DUE TO ROUNDING

Under penalties of perjury, I declare that I have examined this report, and to the best of my knowledge and belief, it is true and complete.



Daniel DiFrancesco

6/9/2025

Date

Internet Gaming Manager 011057-11

Title and License Number

RESORTS CASINO HOTEL (DGMB CASINO, LLC.)
ONLINE SPORTS WAGERING SKIN DETAIL REPORT
FOR THE MONTH OF MAY 2025

ONLINE SPORTS WAGERING DETAIL BY SKIN

Line	Description	DraftKings Gross Revenue	ESPN Bet Gross Revenue	Gross Revenue	Total Gross Revenue
14	Year-to-Date Online Sports Wagering Gross Revenue	\$ 126,542,046	\$ 14,927,220	\$ -	\$ 141,469,266
15	Less: Prior Month's Year-to-Date Online Sports Wagering Gross Revenue	98,235,988	9,984,023	-	108,220,011
16	Monthly Online Sports Wagering Gross Revenue	28,306,058	4,943,197	-	33,249,255

TROPICANA CASINO & RESORT

MONTHLY SPORTS WAGERING TAX RETURN

FOR THE MONTH OF MAY 2025

SPORTS WAGERING - RETAIL

Line (a)	Description (b)	Gross Revenue/Tax (c)
1	Year-to-Date Retail Sports Wagering Gross Revenue	\$ 242,845
2	Less: Last Month's Year-to-Date Retail Sports Wagering Gross Revenue	180,788
3	Monthly Retail Sports Wagering Gross Revenue	62,057
4	Monthly Adjustments	43
5	Monthly Retail Sports Wagering Promotional Gaming Credit Deduction	-
6	Monthly Taxable Retail Sports Wagering Gross Revenue	62,100
7	Monthly 8.5% Tax on Retail Sports Wagering Gross Revenue	5,279
8	Less: Retail Sports Wagering Loss Carryforward Applied (if applicable)	-
9	Total Retail Sports Wagering Tax Payment for this Month	5,279

LOSS CARRYFORWARD INFORMATION (8.5% TAX):

10	Retail Sports Wagering Loss Carryforward - End of Prior Month	-
11	Retail Sports Wagering Loss Carryforward Applied to Current Month	-
12	Retail Sports Wagering Loss - Current Month	-
13	Retail Sports Wagering Loss Carryforward - End of Current Month	-

SPORTS WAGERING - ONLINE

Line (a)	Description (b)	Gross Revenue/Tax (c)
14	Year-to-Date Online Sports Wagering Gross Revenue	\$ -
15	Less: Last Month's Year-to-Date Online Sports Wagering Gross Revenue	-
16	Monthly Online Sports Wagering Gross Revenue	-
17	Monthly Adjustments	-
18	Monthly Taxable Online Sports Wagering Gross Revenue	-
19	Monthly 13% Tax on Online Sports Wagering Gross Revenue	-
20	Less: Online Sports Wagering Loss Applied from Prior Month (if applicable)	-
21	Total Online Sports Wagering Tax Payment for this Month	-

LOSS CARRYFORWARD INFORMATION (13% TAX):

22	Online Sports Wagering Loss Carryforward - End of Prior Month	-
23	Online Sports Wagering Loss Carryforward Applied to Current Month	-
24	Online Sports Wagering Loss - Current Month	-
25	Online Sports Wagering Loss Carryforward - End of Current Month	-

26	Total Sports Wagering Tax Payment (sum lines 9 and 21)	\$ 5,279
27	Monthly Retail Sports Wagering Promotional Gaming Credits Wagered	-
28	Monthly Online Sports Wagering Promotional Gaming Credits Wagered (DGE-101)	-

FORM MAY NOT FOOT DUE TO ROUNDING

Under penalties of perjury, I declare that I have examined this report, and to the best of my knowledge and belief, it is true and complete.



6/9/2025

Date

Operations Controller 009569-11

Title and License Number

**CAESARS INTERACTIVE ENTERTAINMENT NEW JERSEY
(AFFILIATE OF TROPICANA CASINO & RESORT)
MONTHLY SPORTS WAGERING TAX RETURN
FOR THE MONTH OF MAY 2025**

SPORTS WAGERING - RETAIL

Line (a)	Description (b)	Gross Revenue/Tax (c)
1	Year-to-Date Retail Sports Wagering Gross Revenue	\$ -
2	Less: Last Month's Year-to-Date Retail Sports Wagering Gross Revenue	-
3	Monthly Retail Sports Wagering Gross Revenue	-
4	Monthly Adjustments	-
5	Monthly Retail Sports Wagering Promotional Gaming Credit Deduction	-
6	Monthly Taxable Retail Sports Wagering Gross Revenue	-
7	Monthly 8.5% Tax on Retail Sports Wagering Gross Revenue	-
8	Less: Retail Sports Wagering Loss Carryforward Applied (if applicable)	-
9	Total Retail Sports Wagering Tax Payment for this Month	-

LOSS CARRYFORWARD INFORMATION (8.5% TAX):

10	Retail Sports Wagering Loss Carryforward - End of Prior Month	-
11	Retail Sports Wagering Loss Carryforward Applied to Current Month	-
12	Retail Sports Wagering Loss - Current Month	-
13	Retail Sports Wagering Loss Carryforward - End of Current Month	-

SPORTS WAGERING - ONLINE

Line (a)	Description (b)	Gross Revenue/Tax (c)
14	Year-to-Date Online Sports Wagering Gross Revenue	\$ 11,810,433
15	Less: Last Month's Year-to-Date Online Sports Wagering Gross Revenue	8,862,933
16	Monthly Online Sports Wagering Gross Revenue	2,947,500
17	Monthly Adjustments	-
18	Monthly Taxable Online Sports Wagering Gross Revenue	2,947,500
19	Monthly 13% Tax on Online Sports Wagering Gross Revenue	383,175
20	Less: Online Sports Wagering Loss Applied from Prior Month (if applicable)	-
21	Total Online Sports Wagering Tax Payment for this Month	383,175

LOSS CARRYFORWARD INFORMATION (13% TAX):

22	Online Sports Wagering Loss Carryforward - End of Prior Month	-
23	Online Sports Wagering Loss Carryforward Applied to Current Month	-
24	Online Sports Wagering Loss - Current Month	-
25	Online Sports Wagering Loss Carryforward - End of Current Month	-

26	Total Sports Wagering Tax Payment (sum lines 9 and 21)	\$ 383,175
----	--	------------

27	Monthly Retail Sports Wagering Promotional Gaming Credits Wagered	-
28	Monthly Online Sports Wagering Promotional Gaming Credits Wagered (DGE-101)	-

FORM MAY NOT FOOT DUE TO ROUNDING

Under penalties of perjury, I declare that I have examined this report, and to the best of my knowledge and belief, it is true and complete.

Cheryl Francese

Cheryl Francese

6/9/2025

Date

Vice President of Finance Caesars Digital (#010834-11)

Title and License Number

**CAESARS INTERACTIVE ENTERTAINMENT NEW JERSEY
(AFFILIATE OF TROPICANA CASINO & RESORT)
ONLINE SPORTS WAGERING SKIN DETAIL REPORT
FOR THE MONTH OF MAY 2025**

ONLINE SPORTS WAGERING DETAIL BY SKIN

Line	Description	Caesars Sportsbook Gross Revenue	Gross Revenue	Gross Revenue	Total Gross Revenue
14	Year-to-Date Online Sports Wagering Gross Revenue	\$ 11,810,433	\$ -	\$ -	\$ 11,810,433
15	Less: Prior Month's Year-to-Date Online Sports Wagering Gross Revenue	8,862,933	-	-	8,862,933
16	Monthly Online Sports Wagering Gross Revenue	2,947,500	-	-	2,947,500

NEW MEADOWLANDS RACETRACK LLC

MONTHLY SPORTS WAGERING TAX RETURN

FOR THE MONTH OF MAY 2025

SPORTS WAGERING - RETAIL

Line (a)	Description (b)	Gross Revenue/Tax (c)
1	Year-to-Date Retail Sports Wagering Gross Revenue	\$ 12,769,745
2	Less: Last Month's Year-to-Date Retail Sports Wagering Gross Revenue	7,998,690
3	Monthly Retail Sports Wagering Gross Revenue	4,771,055
4	Monthly Adjustments	86
5	Monthly Retail Sports Wagering Promotional Gaming Credit Deduction	-
6	Monthly Taxable Retail Sports Wagering Gross Revenue	4,771,141
7	Monthly 8.5% Tax on Retail Sports Wagering Gross Revenue	405,547
8	Less: Retail Sports Wagering Loss Carryforward Applied (if applicable)	-
9	Total Retail Sports Wagering Tax Payment for this Month	405,547

LOSS CARRYFORWARD INFORMATION (8.5% TAX):

10	Retail Sports Wagering Loss Carryforward - End of Prior Month	-
11	Retail Sports Wagering Loss Carryforward Applied to Current Month	-
12	Retail Sports Wagering Loss - Current Month	-
13	Retail Sports Wagering Loss Carryforward - End of Current Month	-

SPORTS WAGERING - ONLINE

Line (a)	Description (b)	Gross Revenue/Tax (c)
14	Year-to-Date Online Sports Wagering Gross Revenue	\$ 186,479,390
15	Less: Last Month's Year-to-Date Online Sports Wagering Gross Revenue	142,199,298
16	Monthly Online Sports Wagering Gross Revenue	44,280,092
17	Monthly Adjustments	-
18	Monthly Taxable Online Sports Wagering Gross Revenue	44,280,092
19	Monthly 13% Tax on Online Sports Wagering Gross Revenue	5,756,412
20	Less: Online Sports Wagering Loss Applied from Prior Month (if applicable)	-
21	Total Online Sports Wagering Tax Payment for this Month	5,756,412


LOSS CARRYFORWARD INFORMATION (13% TAX):

22	Online Sports Wagering Loss Carryforward - End of Prior Month	-
23	Online Sports Wagering Loss Carryforward Applied to Current Month	-
24	Online Sports Wagering Loss - Current Month	-
25	Online Sports Wagering Loss Carryforward - End of Current Month	-

26	Total Sports Wagering Tax Payment (sum lines 9 and 21)	\$ 6,161,959
27	Monthly Retail Sports Wagering Promotional Gaming Credits Wagered	-
28	Monthly Online Sports Wagering Promotional Gaming Credits Wagered (DGE-101)	-

FORM MAY NOT FOOT DUE TO ROUNDING

Under penalties of perjury, I declare that I have examined this report, and to the best of my knowledge and belief, it is true and complete.



Alex Figueras

6/10/2025

Date

Chief Financial Officer (10031-11)

Title and License Number

**NEW MEADOWLANDS RACETRACK LLC
ONLINE SPORTS WAGERING SKIN DETAIL REPORT
FOR THE MONTH OF MAY 2025**

ONLINE SPORTS WAGERING DETAIL BY SKIN

Line	Description	Fanduel Gross Revenue	SuperBook Gross Revenue	Gross Revenue	Total Gross Revenue
14	Year-to-Date Online Sports Wagering Gross Revenue	\$ 186,499,955	\$ (20,565)	\$ -	\$ 186,479,390
15	Less: Prior Month's Year-to-Date Online Sports Wagering Gross Revenue	142,219,863	(20,565)	-	142,199,298
16	Monthly Online Sports Wagering Gross Revenue	44,280,092	-	-	44,280,092

MONMOUTH PARK

MONTHLY SPORTS WAGERING TAX RETURN

FOR THE MONTH OF MAY 2025

SPORTS WAGERING - RETAIL

Line (a)	Description (b)	Gross Revenue/Tax (c)
1	Year-to-Date Retail Sports Wagering Gross Revenue	\$ (625,967)
2	Less: Last Month's Year-to-Date Retail Sports Wagering Gross Revenue	393,780
3	Monthly Retail Sports Wagering Gross Revenue	(1,019,747)
4	Monthly Adjustments	321
5	Monthly Retail Sports Wagering Promotional Gaming Credit Deduction	-
6	Monthly Taxable Retail Sports Wagering Gross Revenue	(1,019,426)
7	Monthly 8.5% Tax on Retail Sports Wagering Gross Revenue	(86,651)
8	Less: Retail Sports Wagering Loss Carryforward Applied (if applicable)	-
9	Total Retail Sports Wagering Tax Payment for this Month	-

LOSS CARRYFORWARD INFORMATION (8.5% TAX):

10	Retail Sports Wagering Loss Carryforward - End of Prior Month	(2,287)
11	Retail Sports Wagering Loss Carryforward Applied to Current Month	-
12	Retail Sports Wagering Loss - Current Month	(86,651)
13	Retail Sports Wagering Loss Carryforward - End of Current Month	(88,938)

SPORTS WAGERING - ONLINE

Line (a)	Description (b)	Gross Revenue/Tax (c)
14	Year-to-Date Online Sports Wagering Gross Revenue	\$ 6,338,966
15	Less: Last Month's Year-to-Date Online Sports Wagering Gross Revenue	4,909,300
16	Monthly Online Sports Wagering Gross Revenue	1,429,666
17	Monthly Adjustments	-
18	Monthly Taxable Online Sports Wagering Gross Revenue	1,429,666
19	Monthly 13% Tax on Online Sports Wagering Gross Revenue	185,857
20	Less: Online Sports Wagering Loss Applied from Prior Month (if applicable)	-
21	Total Online Sports Wagering Tax Payment for this Month	185,857

LOSS CARRYFORWARD INFORMATION (13% TAX):

22	Online Sports Wagering Loss Carryforward - End of Prior Month	-
23	Online Sports Wagering Loss Carryforward Applied to Current Month	-
24	Online Sports Wagering Loss - Current Month	-
25	Online Sports Wagering Loss Carryforward - End of Current Month	-

26	Total Sports Wagering Tax Payment (sum lines 9 and 21)	\$ 185,857
----	--	------------

27	Monthly Retail Sports Wagering Promotional Gaming Credits Wagered	-
28	Monthly Online Sports Wagering Promotional Gaming Credits Wagered (DGE-101)	-

FORM MAY NOT FOOT DUE TO ROUNDING

Under penalties of perjury, I declare that I have examined this report, and to the best of my knowledge and belief, it is true and complete.



Jeff Wischerath

6/10/2025

Date

Controller (10793-11)

Title and License Number

MONMOUTH PARK
ONLINE SPORTS WAGERING SKIN DETAIL REPORT
FOR THE MONTH OF MAY 2025

ONLINE SPORTS WAGERING DETAIL BY SKIN

Line	Description	Caesars Sportsbook Gross Revenue	BetRivers Gross Revenue	Gross Revenue	Total Gross Revenue
14	Year-to-Date Online Sports Wagering Gross Revenue	\$ 1,839,250	\$ 4,499,716	\$ -	\$ 6,338,966
15	Less: Prior Month's Year-to-Date Online Sports Wagering Gross Revenue	1,440,902	3,468,398	-	4,909,300
16	Monthly Online Sports Wagering Gross Revenue	398,348	1,031,318	-	1,429,666