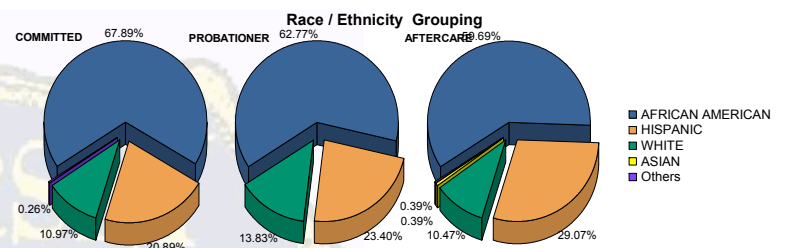


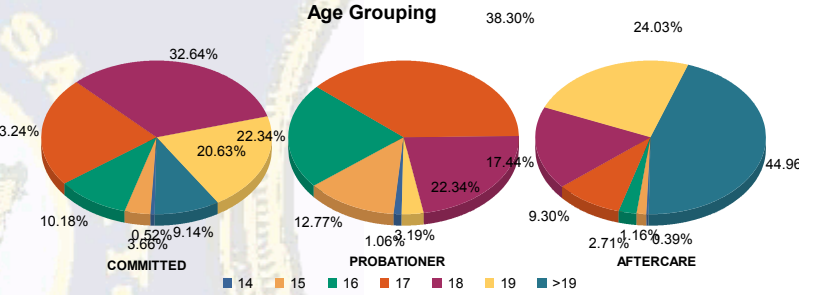


Juvenile Demographics and Statistics

Race/Ethnicity	COMMITTED		PROBATIONER		AFTERCARE		Total							
	MALE	FEMALE	MALE	FEMALE	MALE	FEMALE								
AFRICAN AMERICAN	246	67.58%	14	73.68%	55	62.50%	4	66.67%	149	60.08%	5	50.00%	473	64.35%
HISPANIC	77	21.15%	3	15.79%	22	25.00%	0	0.00%	71	28.63%	4	40.00%	177	24.08%
WHITE	40	10.99%	2	10.53%	11	12.50%	2	33.33%	26	10.48%	1	10.00%	82	11.16%
ASIAN	0	0.00%	0	0.00%	0	0.00%	0	0.00%	1	0.40%	0	0.00%	1	0.14%
Others	1	0.27%	0	0.00%	0	0.00%	0	0.00%	1	0.40%	0	0.00%	2	0.27%
Total	364	100.00%	19	100.00%	88	100.00%	6	100.00%	248	100.00%	10	100.00%	735	100.00%



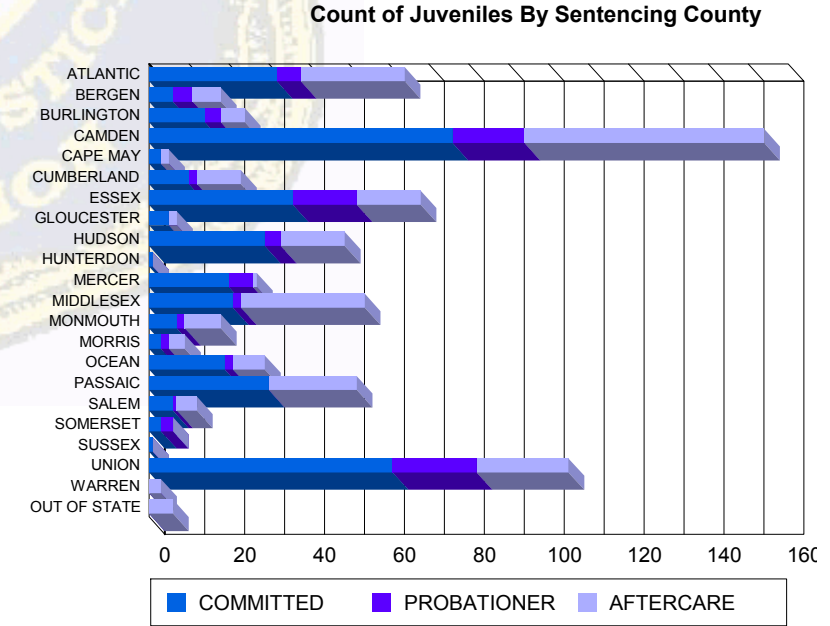
Age	MALE	FEMALE	MALE	FEMALE	MALE	FEMALE	MALE	FEMALE	Total	
14	2	0.55%	0	0.00%	1	1.14%	0	0.00%	4	0.54%
15	13	3.57%	1	5.26%	12	13.64%	0	0.00%	29	3.95%
16	35	9.62%	4	21.05%	21	23.86%	0	0.00%	67	9.12%
17	83	22.80%	6	31.58%	32	36.36%	4	66.67%	149	20.27%
18	120	32.97%	5	26.32%	20	22.73%	1	16.67%	149	20.27%
19	76	20.88%	3	15.79%	2	2.27%	1	16.67%	82	11.16%
>19	35	9.62%	0	0.00%	0	0.00%	0	0.00%	113	15.39%
Total	364	100.00%	19	100.00%	88	100.00%	6	100.00%	735	100.00%



Average Age	COMMITTED	PROBATIONER	AFTERCARE	Total
Average Age	17.93	17.26	16.73	17.50
	19.60	18.80	18.34	

Sentencing County

County	MALE	FEMALE	MALE	FEMALE	MALE	FEMALE	MALE	FEMALE	Total	
ATLANTIC	30	8.24%	2	10.53%	6	6.82%	0	0.00%	64	8.71%
BERGEN	6	1.65%	0	0.00%	5	5.68%	0	0.00%	18	2.45%
BURLINGTON	12	3.30%	2	10.53%	4	4.55%	0	0.00%	24	3.27%
CAMDEN	70	19.23%	6	31.58%	13	14.77%	5	83.33%	154	20.95%
CAPE MAY	2	0.55%	1	5.26%	0	0.00%	0	0.00%	5	0.68%
CUMBERLAND	10	2.75%	0	0.00%	2	2.27%	0	0.00%	23	3.13%
ESSEX	34	9.34%	2	10.53%	15	17.05%	1	16.67%	68	9.25%
GLOUCESTER	5	1.37%	0	0.00%	0	0.00%	0	0.00%	7	0.95%
HUDSON	28	7.69%	1	5.26%	4	4.55%	0	0.00%	49	6.67%
HUNTERDON	1	0.27%	0	0.00%	0	0.00%	0	0.00%	1	0.14%
MERCER	20	5.49%	0	0.00%	6	6.82%	0	0.00%	27	3.67%
MIDDLESEX	20	5.49%	1	5.26%	2	2.27%	0	0.00%	54	7.35%
MONMOUTH	7	1.92%	0	0.00%	2	2.27%	0	0.00%	18	2.45%
MORRIS	3	0.82%	0	0.00%	2	2.27%	0	0.00%	9	1.22%
OCEAN	19	5.22%	0	0.00%	2	2.27%	0	0.00%	29	3.95%
PASSAIC	29	7.97%	1	5.26%	0	0.00%	0	0.00%	52	7.07%
SALEM	6	1.65%	0	0.00%	1	1.14%	0	0.00%	12	1.63%
SOMERSET	3	0.82%	0	0.00%	3	3.41%	0	0.00%	6	0.82%
SUSSEX	1	0.27%	0	0.00%	0	0.00%	0	0.00%	1	0.14%
UNION	58	15.93%	3	15.79%	21	23.86%	0	0.00%	105	14.29%
WARREN	0	0.00%	0	0.00%	0	0.00%	0	0.00%	3	0.41%
OUT OF STATE	0	0.00%	0	0.00%	0	0.00%	0	0.00%	5	0.68%
Total	364	100.00%	19	100.00%	88	100.00%	6	100.00%	735	100.00%





Juvenile Demographics and Statistics

Current Grade	COMMITTED		PROBATIONER		Total
	MALE	FEMALE	MALE	FEMALE	
7	3 (0.82%)	1 (5.26%)	1 (1.14%)	0 0.00%	5 (1.05%)
8	6 (1.65%)	0 0.00%	0 0.00%	0 0.00%	6 (1.26%)
9	31 (8.52%)	2 (10.53%)	42 (47.73%)	1 (16.67%)	76 (15.93%)
10	77 (21.15%)	4 (21.05%)	16 (18.18%)	2 (33.33%)	99 (20.75%)
11	63 (17.31%)	4 (21.05%)	16 (18.18%)	1 (16.67%)	84 (17.61%)
12	56 (15.38%)	5 (26.32%)	5 (5.68%)	1 (16.67%)	67 (14.05%)
HSG	62 (17.03%)	2 (10.53%)	4 (4.55%)	1 (16.67%)	69 (14.47%)
GED	66 (18.13%)	1 (5.26%)	3 (3.41%)	0 0.00%	70 (14.68%)
Others **	0 0.00%	0 0.00%	1 (1.14%)	0 0.00%	1 (0.21%)
Total	364 (100.00%)	19 (100.00%)	88 (100.00%)	6 (100.00%)	477 (100.00%)

** Includes Aged Out Juveniles and Pending Records

Special Education Services

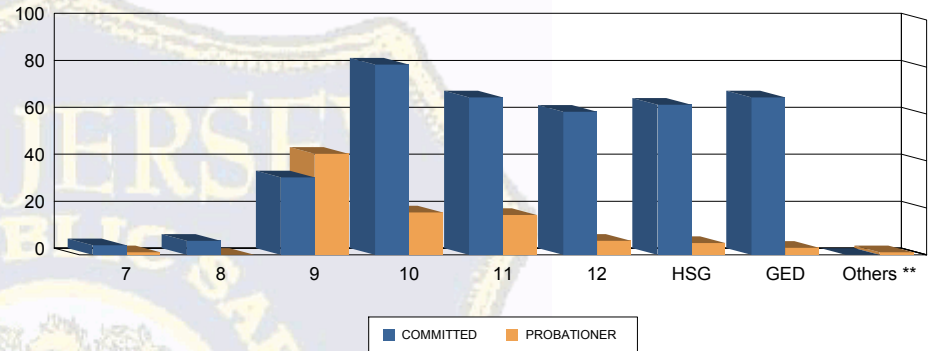
Yes	162 (44.51%)	13 (68.42%)	34 (38.64%)	0 0.00%	209 (43.82%)
No	202 (55.49%)	6 (31.58%)	53 (60.23%)	6 (100.00%)	267 (55.97%)
Pending	0 0.00%	0 0.00%	1 (1.14%)	0 0.00%	1 (0.21%)
Total	364 (100.00%)	19 (100.00%)	88 (100.00%)	6 (100.00%)	477 (100.00%)

Offense Categories

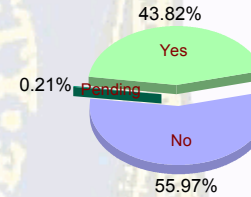
Drug	171 (8.39%)	4 (4.08%)	16 (7.55%)	2 (12.50%)	193 (8.17%)
Persons	566 (27.79%)	25 (25.51%)	57 (26.89%)	2 (12.50%)	650 (27.51%)
Property	395 (19.39%)	19 (19.39%)	41 (19.34%)	3 (18.75%)	458 (19.38%)
Public Order	257 (12.62%)	18 (18.37%)	21 (9.91%)	3 (18.75%)	299 (12.65%)
VOP	463 (22.73%)	25 (25.51%)	66 (31.13%)	6 (37.50%)	560 (23.70%)
Weapons	185 (9.08%)	7 (7.14%)	11 (5.19%)	0 0.00%	203 (8.59%)
Total *	2,037 (100.00%)	98 (100.00%)	212 (100.00%)	16 (100.00%)	2,363 (100.00%)

* Juveniles may have multiple offenses

Current Grade



Special Education



Offense Categories

