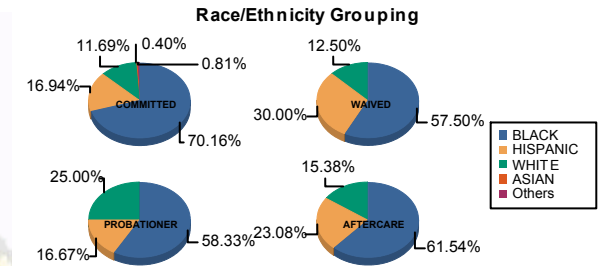




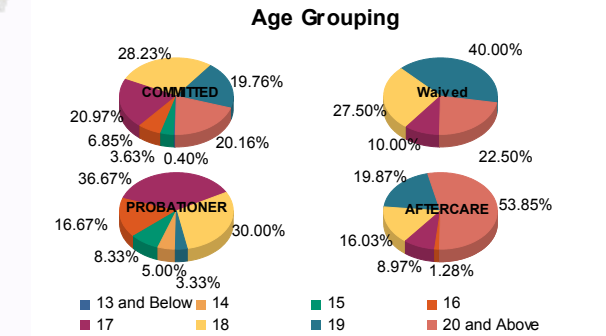
Juvenile Demographics and Statistics

Race/ Ethnicity	COMMITTED				WAIVED				PROBATIONER				AFTERCARE				Total	
	MALE	FEMALE	MALE	FEMALE	MALE	FEMALE	MALE	FEMALE	MALE	FEMALE	MALE	FEMALE	MALE	FEMALE				
BLACK	170	71.73%	4	36.36%	22	56.41%	1	100.00%	33	60.00%	2	40.00%	90	62.07%	6	54.55%	328	65.08%
HISPANIC	40	16.88%	2	18.18%	12	30.77%	0	0.00%	9	16.36%	1	20.00%	34	23.45%	2	18.18%	100	19.84%
WHITE	24	10.13%	5	45.45%	5	12.82%	0	0.00%	13	23.64%	2	40.00%	21	14.48%	3	27.27%	73	14.48%
ASIAN	1	0.42%	0	0.00%	0	0.00%	0	0.00%	0	0.00%	0	0.00%	0	0.00%	0	0.00%	1	0.20%
Others	2	0.84%	0	0.00%	0	0.00%	0	0.00%	0	0.00%	0	0.00%	0	0.00%	0	0.00%	2	0.40%
<b>Total</b>	<b>237</b>	<b>100.00%</b>	<b>11</b>	<b>100.00%</b>	<b>39</b>	<b>100.00%</b>	<b>1</b>	<b>100.00%</b>	<b>55</b>	<b>100.00%</b>	<b>5</b>	<b>100.00%</b>	<b>145</b>	<b>100.00%</b>	<b>11</b>	<b>100.00%</b>	<b>504</b>	<b>100.00%</b>



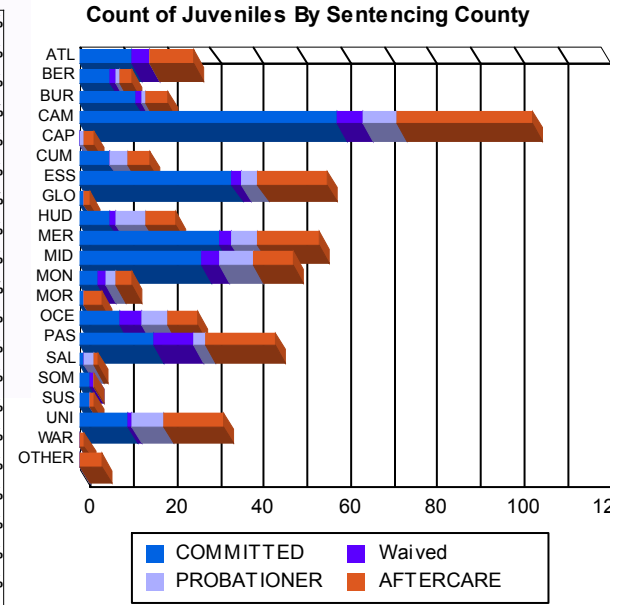
**Age**

Age Group	MALE	FEMALE	MALE	FEMALE	MALE	FEMALE	MALE	FEMALE	MALE	FEMALE	MALE	FEMALE	MALE	FEMALE	Total	Percentage
13 and Below	1	0.42%	0	0.00%	0	0.00%	0	0.00%	0	0.00%	0	0.00%	0	0.00%	1	0.20%
14	0	0.00%	0	0.00%	0	0.00%	3	5.45%	0	0.00%	0	0.00%	0	0.00%	3	0.60%
15	9	3.80%	0	0.00%	0	0.00%	4	7.27%	1	20.00%	0	0.00%	0	0.00%	14	2.78%
16	16	6.75%	1	9.09%	0	0.00%	10	18.18%	0	0.00%	2	1.38%	0	0.00%	29	5.75%
17	49	20.68%	3	27.27%	4	10.26%	20	36.36%	2	40.00%	11	7.59%	3	27.27%	92	18.25%
18	68	28.69%	2	18.18%	11	28.21%	16	29.09%	2	40.00%	23	15.86%	2	18.18%	124	24.60%
19	47	19.83%	2	18.18%	15	38.46%	1	100.00%	2	3.64%	0	0.00%	28	19.31%	98	19.44%
20 and Above	47	19.83%	3	27.27%	9	23.08%	0	0.00%	0	0.00%	0	0.00%	81	55.86%	143	28.37%
<b>Total</b>	<b>237</b>	<b>100.00%</b>	<b>11</b>	<b>100.00%</b>	<b>39</b>	<b>100.00%</b>	<b>1</b>	<b>100.00%</b>	<b>55</b>	<b>100.00%</b>	<b>5</b>	<b>100.00%</b>	<b>145</b>	<b>100.00%</b>	<b>11</b>	<b>100.00%</b>



**Sentencing County**

County	MALE	FEMALE	MALE	FEMALE	MALE	FEMALE	MALE	FEMALE	MALE	FEMALE	MALE	FEMALE	MALE	FEMALE	Total	Percentage
ATL	12	5.06%	0	0.00%	4	10.26%	0	0.00%	0	0.00%	9	6.21%	1	9.09%	26	5.16%
BER	7	2.95%	0	0.00%	1	2.56%	0	0.00%	1	1.82%	0	0.00%	3	2.07%	12	2.38%
BUR	11	4.64%	2	18.18%	1	2.56%	0	0.00%	1	1.82%	0	0.00%	4	2.76%	20	3.97%
CAM	55	23.21%	4	36.36%	5	12.82%	1	100.00%	6	10.91%	2	40.00%	28	19.31%	104	20.63%
CAP	0	0.00%	0	0.00%	0	0.00%	0	0.00%	1	1.82%	0	0.00%	2	1.38%	3	0.60%
CUM	7	2.95%	0	0.00%	0	0.00%	0	0.00%	4	7.27%	0	0.00%	5	3.45%	16	3.17%
ESS	35	14.77%	0	0.00%	2	5.13%	0	0.00%	4	7.27%	0	0.00%	15	10.34%	57	11.31%
GLO	1	0.42%	0	0.00%	0	0.00%	0	0.00%	0	0.00%	0	0.00%	1	0.69%	2	0.40%
HUD	7	2.95%	0	0.00%	1	2.56%	0	0.00%	7	12.73%	0	0.00%	7	4.83%	22	4.37%
MER	30	12.66%	2	18.18%	3	7.69%	0	0.00%	5	9.09%	1	20.00%	12	8.28%	55	10.91%
MID	26	10.97%	2	18.18%	4	10.26%	0	0.00%	8	14.55%	0	0.00%	9	6.21%	49	9.72%
MON	4	1.69%	0	0.00%	2	5.13%	0	0.00%	2	3.64%	0	0.00%	4	2.76%	12	2.38%
MOR	1	0.42%	0	0.00%	0	0.00%	0	0.00%	0	0.00%	0	0.00%	4	2.76%	5	0.99%
OCE	9	3.80%	0	0.00%	5	12.82%	0	0.00%	4	7.27%	2	40.00%	7	4.83%	27	5.36%
PAS	17	7.17%	0	0.00%	9	23.08%	0	0.00%	3	5.45%	0	0.00%	15	10.34%	45	8.93%
SAL	1	0.42%	0	0.00%	0	0.00%	0	0.00%	2	3.64%	0	0.00%	1	0.69%	4	0.79%
SOM	2	0.84%	0	0.00%	1	2.56%	0	0.00%	0	0.00%	0	0.00%	0	0.00%	3	0.60%
SUS	1	0.42%	1	9.09%	0	0.00%	0	0.00%	0	0.00%	0	0.00%	1	0.69%	3	0.60%
UNI	11	4.64%	0	0.00%	1	2.56%	0	0.00%	7	12.73%	0	0.00%	12	8.28%	33	6.55%
WAR	0	0.00%	0	0.00%	0	0.00%	0	0.00%	0	0.00%	0	0.00%	1	0.69%	1	0.20%
OTHER	0	0.00%	0	0.00%	0	0.00%	0	0.00%	0	0.00%	0	0.00%	5	3.45%	5	0.99%
<b>Total</b>	<b>237</b>	<b>100.00%</b>	<b>11</b>	<b>100.00%</b>	<b>39</b>	<b>100.00%</b>	<b>1</b>	<b>100.00%</b>	<b>55</b>	<b>100.00%</b>	<b>5</b>	<b>100.00%</b>	<b>145</b>	<b>100.00%</b>	<b>11</b>	<b>100.00%</b>





Juvenile Demographics and Statistics

Current Grade	COMMITTED		WAIVED		PROBATIONER		Total
	MALE	FEMALE	MALE	FEMALE	MALE	FEMALE	
7	1 (0.42%)	0 (0.00%)	0 (0.00%)	0 (0.00%)	0 (0.00%)	0 (0.00%)	1 (0.29%)
8	2 (0.84%)	0 (0.00%)	0 (0.00%)	0 (0.00%)	2 (3.64%)	0 (0.00%)	4 (1.15%)
9	22 (9.28%)	1 (9.09%)	1 (2.56%)	0 (0.00%)	7 (12.73%)	1 (20.00%)	32 (9.20%)
10	36 (15.19%)	4 (36.36%)	9 (23.08%)	0 (0.00%)	20 (36.36%)	1 (20.00%)	70 (20.11%)
11	43 (18.14%)	3 (27.27%)	3 (7.69%)	0 (0.00%)	14 (25.45%)	0 (0.00%)	63 (18.10%)
12	40 (16.88%)	0 (0.00%)	5 (12.82%)	0 (0.00%)	2 (3.64%)	0 (0.00%)	47 (13.51%)
HSG	84 (35.44%)	1 (9.09%)	21 (53.85%)	1 (100.00%)	4 (7.27%)	1 (20.00%)	112 (32.18%)
GED	6 (2.53%)	0 (0.00%)	0 (0.00%)	0 (0.00%)	0 (0.00%)	1 (20.00%)	7 (2.01%)
Others **	3 (1.27%)	2 (18.18%)	0 (0.00%)	0 (0.00%)	6 (10.91%)	1 (20.00%)	12 (3.45%)
<b>Total</b>	<b>237 (100.00%)</b>	<b>11 (100.00%)</b>	<b>39 (100.00%)</b>	<b>1 (100.00%)</b>	<b>55 (100.00%)</b>	<b>5 (100.00%)</b>	<b>348 (100.00%)</b>

\*\* Includes Aged Out Juveniles and Pending Records

**Special Education Services**

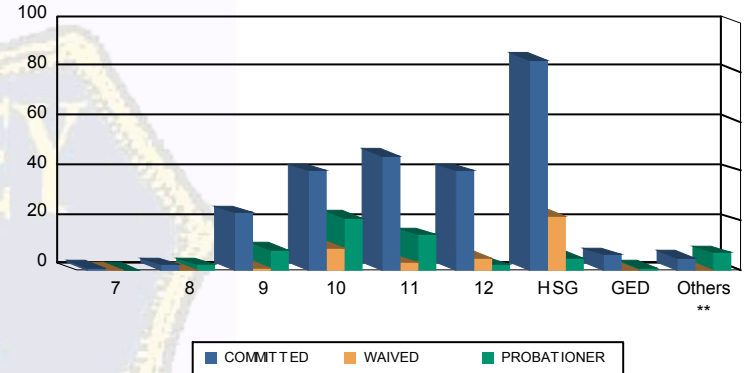
Yes	109 (45.99%)	4 (36.36%)	11 (28.21%)	1 (100.00%)	27 (49.09%)	3 (60.00%)	155 (44.54%)
No	128 (54.01%)	7 (63.64%)	28 (71.79%)	0 (0.00%)	24 (43.64%)	2 (40.00%)	189 (54.31%)
Pending	0 (0.00%)	0 (0.00%)	0 (0.00%)	0 (0.00%)	4 (7.27%)	0 (0.00%)	4 (1.15%)
<b>Total</b>	<b>237 (100.00%)</b>	<b>11 (100.00%)</b>	<b>39 (100.00%)</b>	<b>1 (100.00%)</b>	<b>55 (100.00%)</b>	<b>5 (100.00%)</b>	<b>348 (100.00%)</b>

**Offense Categories**

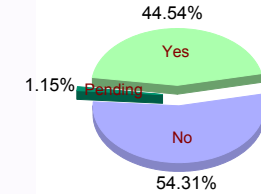
Drug	83 (6.41%)	6 (8.96%)	7 (9.59%)	1 (9.09%)	19 (11.11%)	1 (11.11%)	117 (7.20%)
Persons	378 (29.19%)	15 (22.39%)	33 (45.21%)	3 (27.27%)	39 (22.81%)	2 (22.22%)	470 (28.91%)
Property	236 (18.22%)	9 (13.43%)	5 (6.85%)	2 (18.18%)	29 (16.96%)	0 (0.00%)	281 (17.28%)
Public Order	170 (13.13%)	14 (20.90%)	8 (10.96%)	2 (18.18%)	14 (8.19%)	1 (11.11%)	209 (12.85%)
VOP	273 (21.08%)	14 (20.90%)	3 (4.11%)	2 (18.18%)	50 (29.24%)	5 (55.56%)	347 (21.34%)
Weapons	140 (10.81%)	8 (11.94%)	17 (23.29%)	0 (0.00%)	17 (9.94%)	0 (0.00%)	182 (11.19%)
Others Offenses	15 (1.16%)	1 (1.49%)	0 (0.00%)	1 (9.09%)	3 (1.75%)	0 (0.00%)	20 (1.23%)
<b>Total *</b>	<b>1,295 (100.00%)</b>	<b>67 (100.00%)</b>	<b>73 (100.00%)</b>	<b>11 (100.00%)</b>	<b>171 (100.00%)</b>	<b>9 (100.00%)</b>	<b>1,626 (100.00%)</b>

\* Juveniles may have multiple offenses

**Current Grade**



**Special Education**



**Offense Categories**

