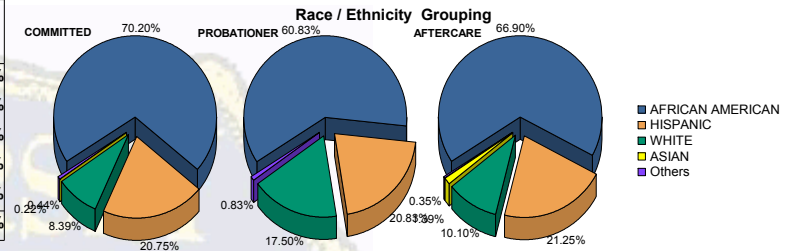




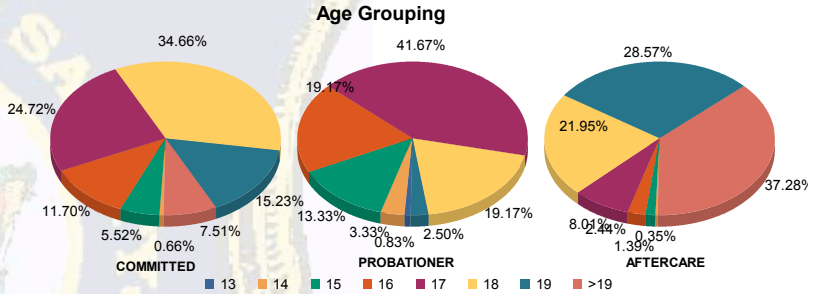
Juvenile Demographics and Statistics

| Race/Ethnicity   | COMMITTED  |                |           |                | PROBATIONER |                |          |                | AFTERCARE  |                |           |                | Total      |                |
|------------------|------------|----------------|-----------|----------------|-------------|----------------|----------|----------------|------------|----------------|-----------|----------------|------------|----------------|
|                  | MALE       | FEMALE         | MALE      | FEMALE         | MALE        | FEMALE         | MALE     | FEMALE         | MALE       | FEMALE         | MALE      | FEMALE         |            |                |
| AFRICAN AMERICAN | 304        | 70.37%         | 14        | 66.67%         | 73          | 62.39%         | 0        | 0.00%          | 179        | 66.05%         | 13        | 81.25%         | 583        | 67.79%         |
| HISPANIC         | 88         | 20.37%         | 6         | 28.57%         | 25          | 21.37%         | 0        | 0.00%          | 58         | 21.40%         | 3         | 18.75%         | 180        | 20.93%         |
| WHITE            | 37         | 8.56%          | 1         | 4.76%          | 18          | 15.38%         | 3        | 100.00%        | 29         | 10.70%         | 0         | 0.00%          | 88         | 10.23%         |
| ASIAN            | 1          | 0.23%          | 0         | 0.00%          | 0           | 0.00%          | 0        | 0.00%          | 4          | 1.48%          | 0         | 0.00%          | 5          | 0.58%          |
| Others           | 2          | 0.46%          | 0         | 0.00%          | 1           | 0.85%          | 0        | 0.00%          | 1          | 0.37%          | 0         | 0.00%          | 4          | 0.47%          |
| <b>Total</b>     | <b>432</b> | <b>100.00%</b> | <b>21</b> | <b>100.00%</b> | <b>117</b>  | <b>100.00%</b> | <b>3</b> | <b>100.00%</b> | <b>271</b> | <b>100.00%</b> | <b>16</b> | <b>100.00%</b> | <b>860</b> | <b>100.00%</b> |



**Age**

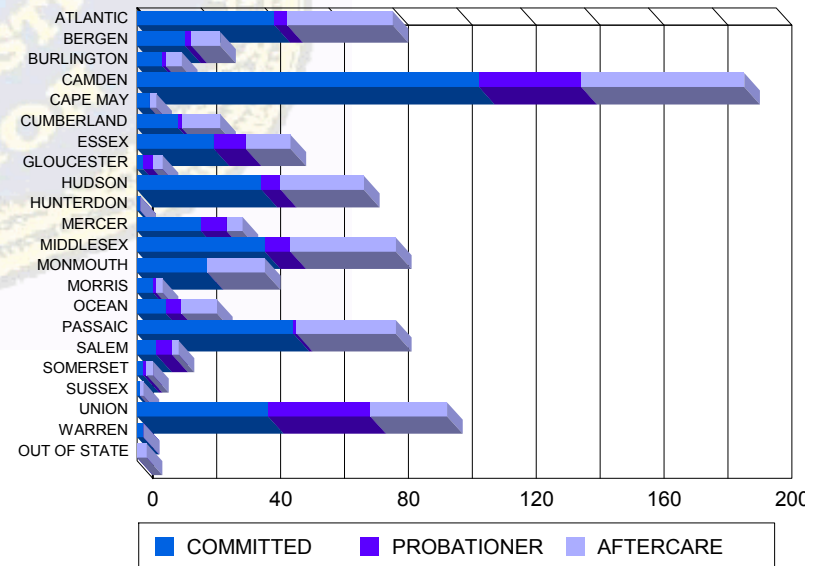
|              |            |                |           |                |            |                |          |                |            |                |           |                |            |                |
|--------------|------------|----------------|-----------|----------------|------------|----------------|----------|----------------|------------|----------------|-----------|----------------|------------|----------------|
| 13           | 0          | 0.00%          | 0         | 0.00%          | 1          | 0.85%          | 0        | 0.00%          | 0          | 0.00%          | 0         | 0.00%          | 1          | 0.12%          |
| 14           | 3          | 0.69%          | 0         | 0.00%          | 4          | 3.42%          | 0        | 0.00%          | 1          | 0.37%          | 0         | 0.00%          | 8          | 0.93%          |
| 15           | 23         | 5.32%          | 2         | 9.52%          | 15         | 12.82%         | 1        | 33.33%         | 2          | 0.74%          | 2         | 12.50%         | 45         | 5.23%          |
| 16           | 47         | 10.88%         | 6         | 28.57%         | 23         | 19.66%         | 0        | 0.00%          | 7          | 2.58%          | 0         | 0.00%          | 83         | 9.65%          |
| 17           | 109        | 25.23%         | 3         | 14.29%         | 49         | 41.88%         | 1        | 33.33%         | 20         | 7.38%          | 3         | 18.75%         | 185        | 21.51%         |
| 18           | 152        | 35.19%         | 5         | 23.81%         | 22         | 18.80%         | 1        | 33.33%         | 58         | 21.40%         | 5         | 31.25%         | 243        | 28.26%         |
| 19           | 66         | 15.28%         | 3         | 14.29%         | 3          | 2.56%          | 0        | 0.00%          | 81         | 29.89%         | 1         | 6.25%          | 154        | 17.91%         |
| >19          | 32         | 7.41%          | 2         | 9.52%          | 0          | 0.00%          | 0        | 0.00%          | 102        | 37.64%         | 5         | 31.25%         | 141        | 16.40%         |
| <b>Total</b> | <b>432</b> | <b>100.00%</b> | <b>21</b> | <b>100.00%</b> | <b>117</b> | <b>100.00%</b> | <b>3</b> | <b>100.00%</b> | <b>271</b> | <b>100.00%</b> | <b>16</b> | <b>100.00%</b> | <b>860</b> | <b>100.00%</b> |



**Sentencing County**

|              |            |                |           |                |            |                |          |                |            |                |           |                |            |                |
|--------------|------------|----------------|-----------|----------------|------------|----------------|----------|----------------|------------|----------------|-----------|----------------|------------|----------------|
| ATLANTIC     | 43         | 9.95%          | 0         | 0.00%          | 3          | 2.56%          | 1        | 33.33%         | 32         | 11.81%         | 1         | 6.25%          | 80         | 9.30%          |
| BERGEN       | 11         | 2.55%          | 4         | 19.05%         | 2          | 1.71%          | 0        | 0.00%          | 7          | 2.58%          | 2         | 12.50%         | 26         | 3.02%          |
| BURLINGTON   | 8          | 1.85%          | 0         | 0.00%          | 1          | 0.85%          | 0        | 0.00%          | 5          | 1.85%          | 0         | 0.00%          | 14         | 1.63%          |
| CAMDEN       | 100        | 23.15%         | 7         | 33.33%         | 31         | 26.50%         | 1        | 33.33%         | 46         | 16.97%         | 5         | 31.25%         | 190        | 22.09%         |
| CAPE MAY     | 4          | 0.93%          | 0         | 0.00%          | 0          | 0.00%          | 0        | 0.00%          | 1          | 0.37%          | 1         | 6.25%          | 6          | 0.70%          |
| CUMBERLAND   | 12         | 2.78%          | 1         | 4.76%          | 1          | 0.85%          | 0        | 0.00%          | 12         | 4.43%          | 0         | 0.00%          | 26         | 3.02%          |
| ESSEX        | 24         | 5.56%          | 0         | 0.00%          | 10         | 8.55%          | 0        | 0.00%          | 12         | 4.43%          | 2         | 12.50%         | 48         | 5.58%          |
| GLOUCESTER   | 2          | 0.46%          | 0         | 0.00%          | 3          | 2.56%          | 0        | 0.00%          | 3          | 1.11%          | 0         | 0.00%          | 8          | 0.93%          |
| HUDSON       | 38         | 8.80%          | 1         | 4.76%          | 6          | 5.13%          | 0        | 0.00%          | 26         | 9.59%          | 0         | 0.00%          | 71         | 8.26%          |
| HUNTERDON    | 1          | 0.23%          | 0         | 0.00%          | 0          | 0.00%          | 0        | 0.00%          | 0          | 0.00%          | 0         | 0.00%          | 1          | 0.12%          |
| MERCER       | 19         | 4.40%          | 1         | 4.76%          | 7          | 5.98%          | 1        | 33.33%         | 3          | 1.11%          | 2         | 12.50%         | 33         | 3.84%          |
| MIDDLESEX    | 37         | 8.56%          | 3         | 14.29%         | 8          | 6.84%          | 0        | 0.00%          | 32         | 11.81%         | 1         | 6.25%          | 81         | 9.42%          |
| MONMOUTH     | 21         | 4.86%          | 1         | 4.76%          | 0          | 0.00%          | 0        | 0.00%          | 18         | 6.64%          | 0         | 0.00%          | 40         | 4.65%          |
| MORRIS       | 5          | 1.16%          | 0         | 0.00%          | 1          | 0.85%          | 0        | 0.00%          | 2          | 0.74%          | 0         | 0.00%          | 8          | 0.93%          |
| OCEAN        | 9          | 2.08%          | 0         | 0.00%          | 5          | 4.27%          | 0        | 0.00%          | 10         | 3.69%          | 1         | 6.25%          | 25         | 2.91%          |
| PASSAIC      | 47         | 10.88%         | 2         | 9.52%          | 1          | 0.85%          | 0        | 0.00%          | 30         | 11.07%         | 1         | 6.25%          | 81         | 9.42%          |
| SALEM        | 6          | 1.39%          | 0         | 0.00%          | 5          | 4.27%          | 0        | 0.00%          | 2          | 0.74%          | 0         | 0.00%          | 13         | 1.51%          |
| SOMERSET     | 2          | 0.46%          | 0         | 0.00%          | 1          | 0.85%          | 0        | 0.00%          | 2          | 0.74%          | 0         | 0.00%          | 5          | 0.58%          |
| SUSSEX       | 1          | 0.23%          | 0         | 0.00%          | 0          | 0.00%          | 0        | 0.00%          | 1          | 0.37%          | 0         | 0.00%          | 2          | 0.23%          |
| UNION        | 40         | 9.26%          | 1         | 4.76%          | 32         | 27.35%         | 0        | 0.00%          | 24         | 8.86%          | 0         | 0.00%          | 97         | 11.28%         |
| WARREN       | 2          | 0.46%          | 0         | 0.00%          | 0          | 0.00%          | 0        | 0.00%          | 0          | 0.00%          | 0         | 0.00%          | 2          | 0.23%          |
| OUT OF STATE | 0          | 0.00%          | 0         | 0.00%          | 0          | 0.00%          | 0        | 0.00%          | 3          | 1.11%          | 0         | 0.00%          | 3          | 0.35%          |
| <b>Total</b> | <b>432</b> | <b>100.00%</b> | <b>21</b> | <b>100.00%</b> | <b>117</b> | <b>100.00%</b> | <b>3</b> | <b>100.00%</b> | <b>271</b> | <b>100.00%</b> | <b>16</b> | <b>100.00%</b> | <b>860</b> | <b>100.00%</b> |

**Count of Juveniles By Sentencing County**





Juvenile Demographics and Statistics

| Current Grade | COMMITTED            |                     | PROBATIONER          |                    | Total                |
|---------------|----------------------|---------------------|----------------------|--------------------|----------------------|
|               | MALE                 | FEMALE              | MALE                 | FEMALE             |                      |
| 7             | 1 (0.23%)            | 0 0.00%             | 2 (1.71%)            | 0 0.00%            | 3 (0.52%)            |
| 8             | 5 (1.16%)            | 0 0.00%             | 5 (4.27%)            | 0 0.00%            | 10 (1.75%)           |
| 9             | 69 (15.97%)          | 5 (23.81%)          | 47 (40.17%)          | 2 (66.67%)         | 123 (21.47%)         |
| 10            | 96 (22.22%)          | 5 (23.81%)          | 23 (19.66%)          | 0 0.00%            | 124 (21.64%)         |
| 11            | 85 (19.68%)          | 6 (28.57%)          | 16 (13.68%)          | 0 0.00%            | 107 (18.67%)         |
| 12            | 49 (11.34%)          | 1 (4.76%)           | 7 (5.98%)            | 0 0.00%            | 57 (9.95%)           |
| HSG           | 78 (18.06%)          | 2 (9.52%)           | 7 (5.98%)            | 1 (33.33%)         | 88 (15.36%)          |
| GED           | 44 (10.19%)          | 1 (4.76%)           | 6 (5.13%)            | 0 0.00%            | 51 (8.90%)           |
| Others **     | 5 (1.16%)            | 1 (4.76%)           | 4 (3.42%)            | 0 0.00%            | 10 (1.75%)           |
| <b>Total</b>  | <b>432 (100.00%)</b> | <b>21 (100.00%)</b> | <b>117 (100.00%)</b> | <b>3 (100.00%)</b> | <b>573 (100.00%)</b> |

\*\* Includes Aged Out Juveniles and Pending Records

Special Education Services

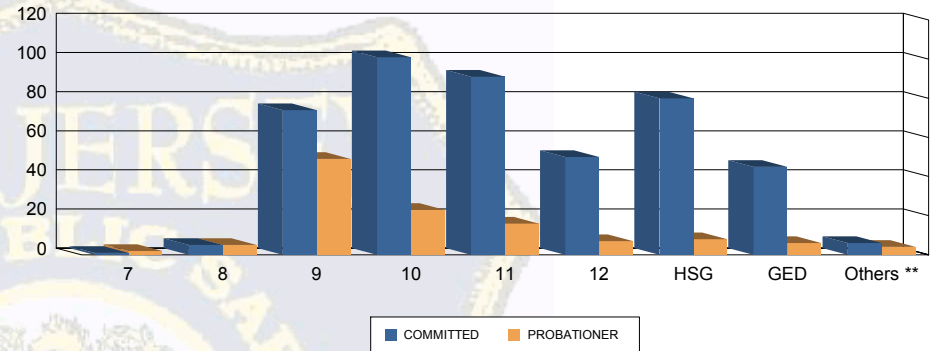
|              |                      |                     |                      |                    |                      |
|--------------|----------------------|---------------------|----------------------|--------------------|----------------------|
| Yes          | 224 (51.85%)         | 10 (47.62%)         | 54 (46.15%)          | 1 (33.33%)         | 289 (50.44%)         |
| No           | 207 (47.92%)         | 10 (47.62%)         | 59 (50.43%)          | 2 (66.67%)         | 278 (48.52%)         |
| Pending      | 1 (0.23%)            | 1 (4.76%)           | 4 (3.42%)            | 0 0.00%            | 6 (1.05%)            |
| <b>Total</b> | <b>432 (100.00%)</b> | <b>21 (100.00%)</b> | <b>117 (100.00%)</b> | <b>3 (100.00%)</b> | <b>573 (100.00%)</b> |

Offense Categories

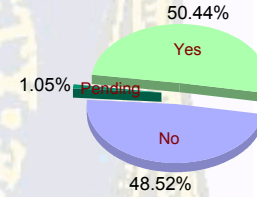
|                 |                        |                      |                      |                    |                        |
|-----------------|------------------------|----------------------|----------------------|--------------------|------------------------|
| Drug            | 244 (10.08%)           | 3 (2.78%)            | 26 (9.12%)           | 1 (12.50%)         | 274 (9.71%)            |
| Persons         | 650 (26.85%)           | 34 (31.48%)          | 60 (21.05%)          | 2 (25.00%)         | 746 (26.44%)           |
| Property        | 435 (17.97%)           | 19 (17.59%)          | 62 (21.75%)          | 1 (12.50%)         | 517 (18.32%)           |
| Public Order    | 281 (11.61%)           | 20 (18.52%)          | 41 (14.39%)          | 1 (12.50%)         | 343 (12.15%)           |
| VOP             | 551 (22.76%)           | 27 (25.00%)          | 78 (27.37%)          | 3 (37.50%)         | 659 (23.35%)           |
| Weapons         | 259 (10.70%)           | 5 (4.63%)            | 18 (6.32%)           | 0 0.00%            | 282 (9.99%)            |
| Others Offenses | 1 (0.04%)              | 0 0.00%              | 0 0.00%              | 0 0.00%            | 1 (0.04%)              |
| <b>Total *</b>  | <b>2,421 (100.00%)</b> | <b>108 (100.00%)</b> | <b>285 (100.00%)</b> | <b>8 (100.00%)</b> | <b>2,822 (100.00%)</b> |

\* Juveniles may have multiple offenses

Current Grade



Special Education



Offense Categories

