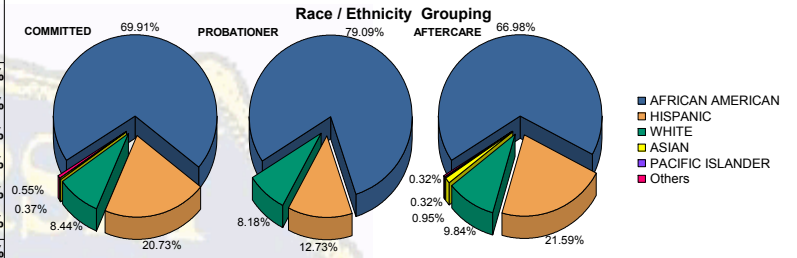


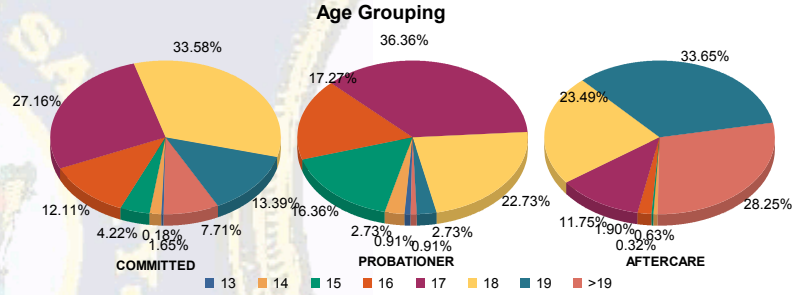


Juvenile Demographics and Statistics

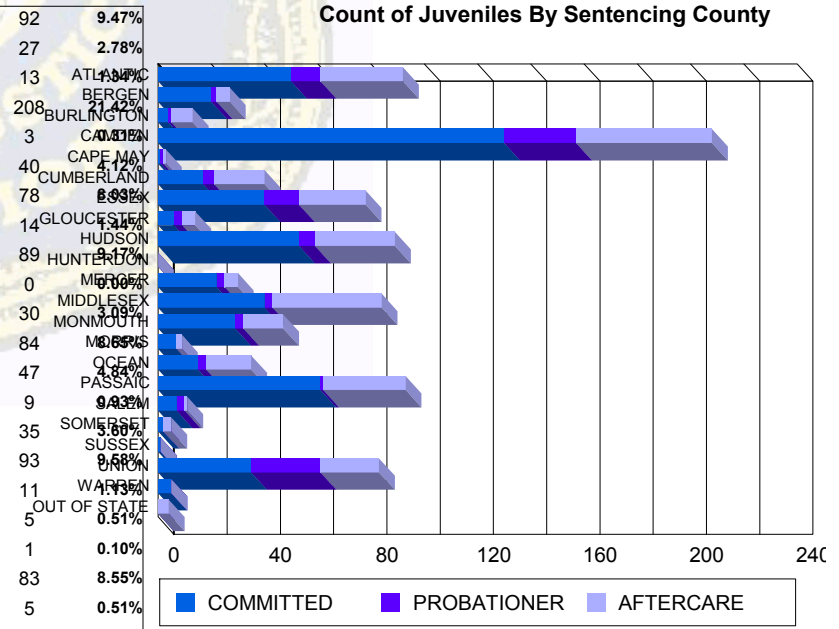
Race/Ethnicity	COMMITTED		PROBATIONER		AFTERCARE		Total							
	MALE	FEMALE	MALE	FEMALE	MALE	FEMALE								
AFRICAN AMERICAN	358	69.38%	23	79.31%	82	80.39%	5	62.50%	201	67.68%	10	55.56%	679	70.00%
HISPANIC	109	21.12%	4	13.79%	13	12.75%	1	12.50%	64	21.55%	4	22.22%	195	20.10%
WHITE	44	8.53%	2	6.90%	7	6.86%	2	25.00%	27	9.09%	4	22.22%	86	8.87%
ASIAN	2	0.39%	0	0.00%	0	0.00%	0	0.00%	3	1.01%	0	0.00%	5	0.52%
PACIFIC ISLANDER	0	0.00%	0	0.00%	0	0.00%	0	0.00%	1	0.34%	0	0.00%	1	0.10%
Others	3	0.58%	0	0.00%	0	0.00%	1	0.34%	0	0.00%	0	0.00%	4	0.41%
Total	516	100.00%	29	100.00%	102	100.00%	8	100.00%	297	100.00%	18	100.00%	970	100.00%



Age	MALE	FEMALE	MALE	FEMALE	MALE	FEMALE	MALE	FEMALE	Total	
13	1	0.19%	0	0.00%	1	0.98%	0	0.00%	2	0.21%
14	7	1.36%	2	6.90%	3	2.94%	0	0.00%	14	1.44%
15	21	4.07%	2	6.90%	17	16.67%	1	12.50%	42	4.33%
16	63	12.21%	3	10.34%	18	17.65%	1	12.50%	91	9.38%
17	138	26.74%	10	34.48%	38	37.25%	2	25.00%	225	23.20%
18	174	33.72%	9	31.03%	22	21.57%	3	37.50%	282	29.07%
19	71	13.76%	2	6.90%	2	1.96%	1	12.50%	100	10.33%
>19	41	7.95%	1	3.45%	1	0.98%	0	0.00%	85	8.66%
Total	516	100.00%	29	100.00%	102	100.00%	8	100.00%	297	100.00%



Sentencing County	MALE	FEMALE	MALE	FEMALE	MALE	FEMALE	MALE	FEMALE	Total	
ATLANTIC	48	9.30%	2	6.90%	9	8.82%	2	25.00%	28	9.43%
BERGEN	17	3.29%	3	10.34%	2	1.96%	0	0.00%	5	1.68%
BURLINGTON	4	0.78%	0	0.00%	1	0.98%	0	0.00%	8	2.69%
CAMDEN	119	23.06%	11	37.93%	26	25.49%	1	12.50%	47	15.82%
CAPE MAY	1	0.19%	0	0.00%	0	0.00%	1	12.50%	1	0.34%
CUMBERLAND	15	2.91%	2	6.90%	3	2.94%	1	12.50%	19	6.40%
ESSEX	40	7.75%	0	0.00%	13	12.75%	0	0.00%	23	7.74%
GLOUCESTER	6	1.16%	0	0.00%	3	2.94%	0	0.00%	5	1.68%
HUDSON	53	10.27%	0	0.00%	6	5.88%	0	0.00%	29	9.76%
HUNTERDON	0	0.00%	0	0.00%	0	0.00%	0	0.00%	0	0.00%
MERCER	19	3.68%	3	10.34%	3	2.94%	0	0.00%	3	1.01%
MIDDLESEX	38	7.36%	2	6.90%	3	2.94%	0	0.00%	37	12.46%
MONMOUTH	25	4.84%	4	13.79%	2	1.96%	1	12.50%	15	5.05%
MORRIS	7	1.36%	0	0.00%	0	0.00%	0	0.00%	2	0.67%
OCEAN	14	2.71%	1	3.45%	3	2.94%	0	0.00%	15	5.05%
PASSAIC	60	11.63%	1	3.45%	1	0.98%	0	0.00%	30	10.10%
SALEM	7	1.36%	0	0.00%	3	2.94%	0	0.00%	1	0.34%
SOMERSET	2	0.39%	0	0.00%	0	0.00%	0	0.00%	3	1.01%
SUSSEX	1	0.19%	0	0.00%	0	0.00%	0	0.00%	0	0.00%
UNION	35	6.78%	0	0.00%	24	23.53%	2	25.00%	22	7.41%
WARREN	5	0.97%	0	0.00%	0	0.00%	0	0.00%	0	0.00%
OUT OF STATE	0	0.00%	0	0.00%	0	0.00%	0	0.00%	4	1.35%
Total	516	100.00%	29	100.00%	102	100.00%	8	100.00%	297	100.00%





Juvenile Demographics and Statistics

Current Grade	COMMITTED		PROBATIONER		Total	
	MALE	FEMALE	MALE	FEMALE		
7	2 (0.39%)	0 (0.00%)	2 (1.96%)	0 (0.00%)	4 (0.61%)	
8	8 (1.55%)	1 (3.45%)	4 (3.92%)	0 (0.00%)	13 (1.98%)	
9	101 (19.57%)	6 (20.69%)	33 (32.35%)	5 (62.50%)	145 (22.14%)	
10	116 (22.48%)	10 (34.48%)	34 (33.33%)	1 (12.50%)	161 (24.58%)	
11	84 (16.28%)	5 (17.24%)	14 (13.73%)	0 (0.00%)	103 (15.73%)	
12	76 (14.73%)	4 (13.79%)	6 (5.88%)	1 (12.50%)	87 (13.28%)	
HSG	83 (16.09%)	3 (10.34%)	4 (3.92%)	1 (12.50%)	91 (13.89%)	
GED	41 (7.95%)	0 (0.00%)	3 (2.94%)	0 (0.00%)	44 (6.72%)	
Others **	5 (0.97%)	0 (0.00%)	2 (1.96%)	0 (0.00%)	7 (1.07%)	
Total	516 (100.00%)	29 (100.00%)	102 (100.00%)	8 (100.00%)	655 (100.00%)	

** Includes Aged Out Juveniles and Pending Records

Special Education Services

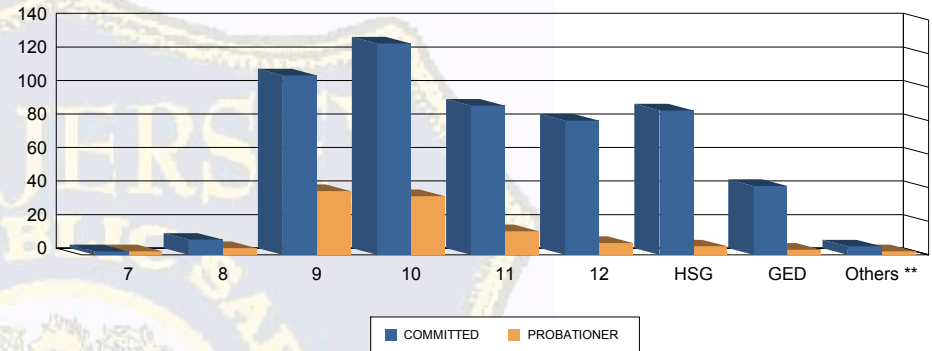
Yes	275 (53.29%)	24 (82.76%)	44 (43.14%)	2 (25.00%)	345 (52.67%)
No	238 (46.12%)	5 (17.24%)	57 (55.88%)	6 (75.00%)	306 (46.72%)
Pending	3 (0.58%)	0 (0.00%)	1 (0.98%)	0 (0.00%)	4 (0.61%)
Total	516 (100.00%)	29 (100.00%)	102 (100.00%)	8 (100.00%)	655 (100.00%)

Offense Categories

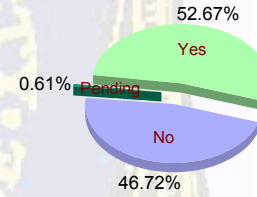
Drug	314 (11.19%)	1 (0.71%)	35 (11.08%)	1 (5.56%)	351 (10.69%)
Persons	706 (25.15%)	45 (31.91%)	72 (22.78%)	4 (22.22%)	827 (25.20%)
Property	501 (17.85%)	24 (17.02%)	59 (18.67%)	6 (33.33%)	590 (17.98%)
Public Order	318 (11.33%)	24 (17.02%)	38 (12.03%)	3 (16.67%)	383 (11.67%)
VOP	687 (24.47%)	42 (29.79%)	81 (25.63%)	3 (16.67%)	813 (24.77%)
Weapons	281 (10.01%)	5 (3.55%)	31 (9.81%)	1 (5.56%)	318 (9.69%)
Total *	2,807 (100.00%)	141 (100.00%)	316 (100.00%)	18 (100.00%)	3,282 (100.00%)

* Juveniles may have multiple offenses

Current Grade



Special Education



Offense Categories

