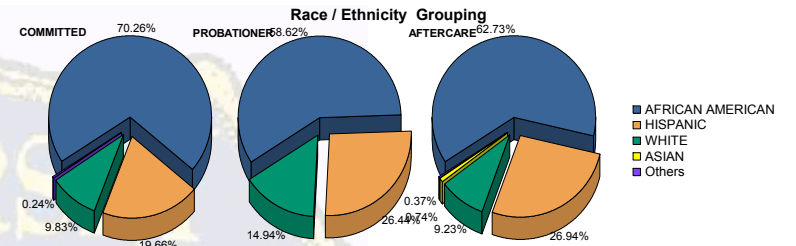




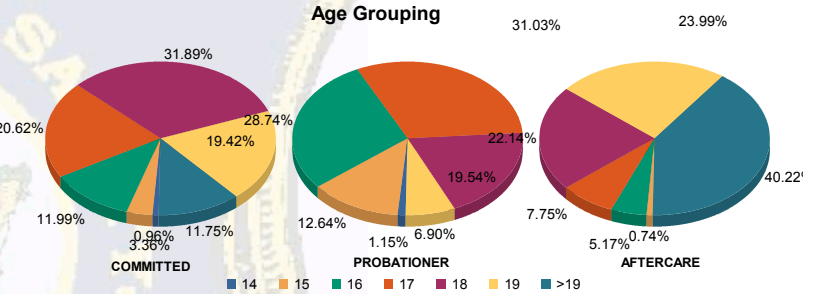
Juvenile Demographics and Statistics

Race/Ethnicity	COMMITTED		PROBATIONER		AFTERCARE		Total							
	MALE	FEMALE	MALE	FEMALE	MALE	FEMALE	MALE	FEMALE						
AFRICAN AMERICAN	280	70.53%	13	65.00%	46	57.50%	5	71.43%	167	63.26%	3	42.86%	514	66.32%
HISPANIC	76	19.14%	6	30.00%	23	28.75%	0	0.00%	69	26.14%	4	57.14%	178	22.97%
WHITE	40	10.08%	1	5.00%	11	13.75%	2	28.57%	25	9.47%	0	0.00%	79	10.19%
ASIAN	0	0.00%	0	0.00%	0	0.00%	0	0.00%	2	0.76%	0	0.00%	2	0.26%
Others	1	0.25%	0	0.00%	0	0.00%	0	0.00%	1	0.38%	0	0.00%	2	0.26%
Total	397	100.00%	20	100.00%	80	100.00%	7	100.00%	264	100.00%	7	100.00%	775	100.00%



Age

Age	COMMITTED	PROBATIONER	AFTERCARE	Total
14	4 (1.01%)	0 (0.00%)	1 (1.25%)	5 (0.65%)
15	12 (3.02%)	2 (10.00%)	11 (13.75%)	25 (3.48%)
16	47 (11.84%)	3 (15.00%)	22 (27.50%)	72 (9.28%)
17	82 (20.65%)	4 (20.00%)	24 (30.00%)	110 (14.29%)
18	127 (31.99%)	6 (30.00%)	16 (20.00%)	149 (19.23%)
19	77 (19.40%)	4 (20.00%)	6 (7.50%)	87 (11.27%)
>19	48 (12.09%)	1 (5.00%)	0 (0.00%)	49 (6.35%)
Total	397	20	80	775

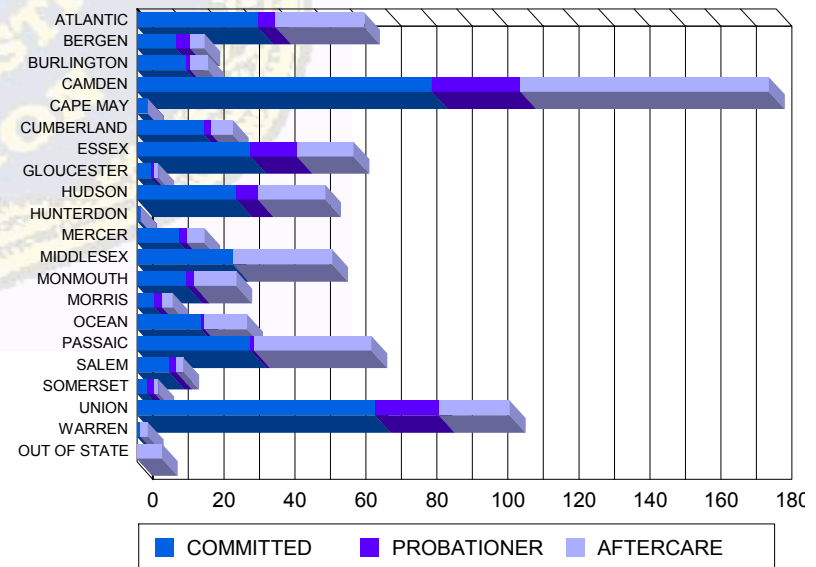


Average Age	COMMITTED	PROBATIONER	AFTERCARE	Total
Average Age	17.94	17.55	16.76	18.31

Sentencing County

Sentencing County	COMMITTED	PROBATIONER	AFTERCARE	Total
ATLANTIC	34 (8.56%)	0 (0.00%)	4 (5.00%)	38 (4.91%)
BERGEN	11 (2.77%)	0 (0.00%)	4 (5.00%)	15 (1.94%)
BURLINGTON	13 (3.27%)	1 (5.00%)	1 (1.25%)	15 (1.94%)
CAMDEN	75 (18.89%)	8 (40.00%)	23 (28.75%)	106 (13.69%)
CAPE MAY	3 (0.76%)	0 (0.00%)	0 (0.00%)	3 (0.39%)
CUMBERLAND	18 (4.53%)	1 (5.00%)	2 (2.50%)	21 (2.71%)
ESSEX	30 (7.56%)	2 (10.00%)	12 (15.00%)	44 (5.69%)
GLOUCESTER	4 (1.01%)	0 (0.00%)	1 (1.25%)	5 (0.65%)
HUDSON	27 (6.80%)	1 (5.00%)	6 (7.50%)	34 (4.39%)
HUNTERDON	1 (0.25%)	0 (0.00%)	0 (0.00%)	1 (0.13%)
MERCER	12 (3.02%)	0 (0.00%)	2 (2.50%)	14 (1.81%)
MIDDLESEX	26 (6.55%)	1 (5.00%)	0 (0.00%)	27 (3.48%)
MONMOUTH	14 (3.53%)	0 (0.00%)	2 (2.50%)	16 (2.07%)
MORRIS	5 (1.26%)	0 (0.00%)	2 (2.50%)	7 (0.90%)
OCEAN	17 (4.28%)	1 (5.00%)	1 (1.25%)	19 (2.44%)
PASSAIC	31 (7.81%)	1 (5.00%)	1 (1.25%)	33 (4.25%)
SALEM	9 (2.27%)	0 (0.00%)	2 (2.50%)	11 (1.42%)
SOMERSET	2 (0.50%)	1 (5.00%)	1 (1.25%)	4 (0.52%)
UNION	64 (16.12%)	3 (15.00%)	16 (20.00%)	83 (10.71%)
WARREN	1 (0.25%)	0 (0.00%)	0 (0.00%)	1 (0.13%)
OUT OF STATE	0 (0.00%)	0 (0.00%)	0 (0.00%)	0 (0.00%)
Total	397	20	80	775

Count of Juveniles By Sentencing County





Juvenile Demographics and Statistics

Current Grade	COMMITTED		PROBATIONER		Total	
	MALE	FEMALE	MALE	FEMALE		
6	0 (0.00%)	1 (5.00%)	0 (0.00%)	0 (0.00%)	1 (0.20%)	
7	2 (0.50%)	0 (0.00%)	2 (2.50%)	0 (0.00%)	4 (0.79%)	
8	4 (1.01%)	1 (5.00%)	0 (0.00%)	0 (0.00%)	5 (0.99%)	
9	44 (11.08%)	0 (0.00%)	24 (30.00%)	3 (42.86%)	71 (14.09%)	
10	71 (17.88%)	7 (35.00%)	17 (21.25%)	2 (28.57%)	97 (19.25%)	
11	62 (15.62%)	4 (20.00%)	12 (15.00%)	0 (0.00%)	78 (15.48%)	
12	56 (14.11%)	4 (20.00%)	6 (7.50%)	2 (28.57%)	68 (13.49%)	
HSG	75 (18.89%)	2 (10.00%)	6 (7.50%)	0 (0.00%)	83 (16.47%)	
GED	76 (19.14%)	1 (5.00%)	12 (15.00%)	0 (0.00%)	89 (17.66%)	
Others **	7 (1.76%)	0 (0.00%)	1 (1.25%)	0 (0.00%)	8 (1.59%)	
Total	397 (100.00%)	20 (100.00%)	80 (100.00%)	7 (100.00%)	504 (100.00%)	

** Includes Aged Out Juveniles and Pending Records

Special Education Services

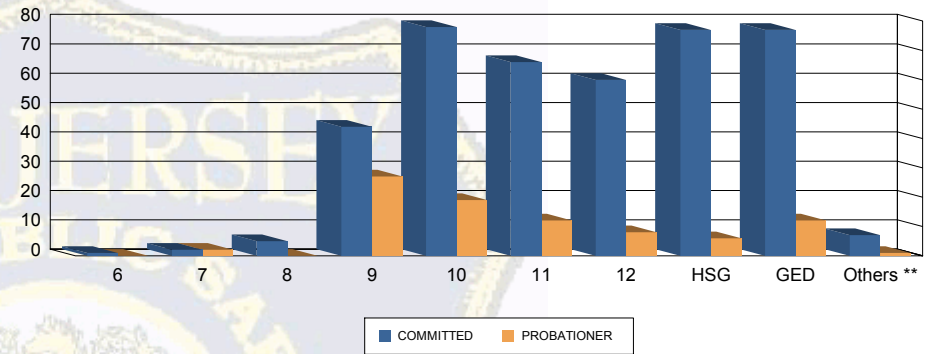
Yes	198 (49.87%)	14 (70.00%)	35 (43.75%)	3 (42.86%)	250 (49.60%)
No	193 (48.61%)	6 (30.00%)	44 (55.00%)	4 (57.14%)	247 (49.01%)
Pending	6 (1.51%)	0 (0.00%)	1 (1.25%)	0 (0.00%)	7 (1.39%)
Total	397 (100.00%)	20 (100.00%)	80 (100.00%)	7 (100.00%)	504 (100.00%)

Offense Categories

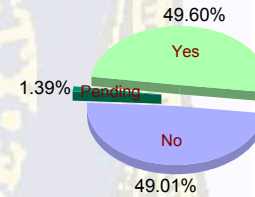
Drug	204 (9.18%)	2 (2.50%)	17 (7.87%)	1 (5.88%)	224 (8.83%)
Persons	615 (27.67%)	24 (30.00%)	45 (20.83%)	4 (23.53%)	688 (27.13%)
Property	420 (18.89%)	16 (20.00%)	46 (21.30%)	4 (23.53%)	486 (19.16%)
Public Order	274 (12.33%)	12 (15.00%)	28 (12.96%)	3 (17.65%)	317 (12.50%)
VOP	502 (22.58%)	20 (25.00%)	68 (31.48%)	5 (29.41%)	595 (23.46%)
Weapons	208 (9.36%)	6 (7.50%)	12 (5.56%)	0 (0.00%)	226 (8.91%)
Total *	2,223 (100.00%)	80 (100.00%)	216 (100.00%)	17 (100.00%)	2,536 (100.00%)

* Juveniles may have multiple offenses

Current Grade



Special Education



Offense Categories

