



Juvenile Demographics and Statistics

| Race/<br>Ethnicity | COMMITTED |                |          |                | WAIVED    |                |          |                | PROBATIONER |                | AFTERCARE  |                |          |                | Total      |                |
|--------------------|-----------|----------------|----------|----------------|-----------|----------------|----------|----------------|-------------|----------------|------------|----------------|----------|----------------|------------|----------------|
|                    | MALE      | FEMALE         | MALE     | FEMALE         | MALE      | FEMALE         | MALE     | FEMALE         | MALE        | FEMALE         | MALE       | FEMALE         | MALE     | FEMALE         |            |                |
| BLACK              | 54        | 69.23%         | 3        | 60.00%         | 41        | 51.25%         | 1        | 100.00%        | 9           | 60.00%         | 104        | 73.76%         | 3        | 37.50%         | 215        | 65.55%         |
| HISPANIC           | 19        | 24.36%         | 0        | 0.00%          | 25        | 31.25%         | 0        | 0.00%          | 3           | 20.00%         | 26         | 18.44%         | 1        | 12.50%         | 74         | 22.56%         |
| WHITE              | 3         | 3.85%          | 1        | 20.00%         | 11        | 13.75%         | 0        | 0.00%          | 3           | 20.00%         | 11         | 7.80%          | 4        | 50.00%         | 33         | 10.06%         |
| Others             | 2         | 2.56%          | 1        | 20.00%         | 3         | 3.75%          | 0        | 0.00%          | 0           | 0.00%          | 0          | 0.00%          | 0        | 0.00%          | 6          | 1.83%          |
| <b>Total</b>       | <b>78</b> | <b>100.00%</b> | <b>5</b> | <b>100.00%</b> | <b>80</b> | <b>100.00%</b> | <b>1</b> | <b>100.00%</b> | <b>15</b>   | <b>100.00%</b> | <b>141</b> | <b>100.00%</b> | <b>8</b> | <b>100.00%</b> | <b>328</b> | <b>100.00%</b> |

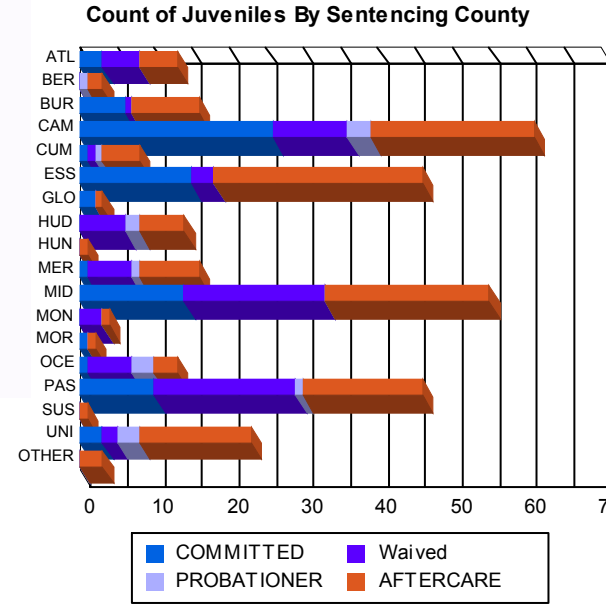
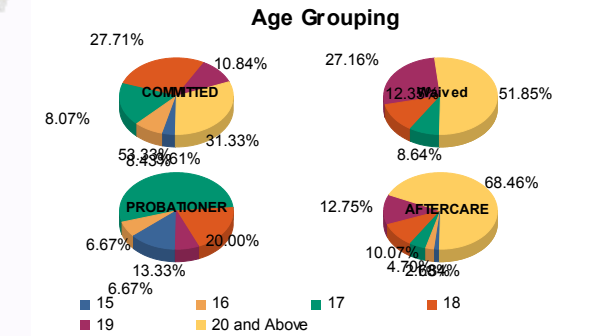
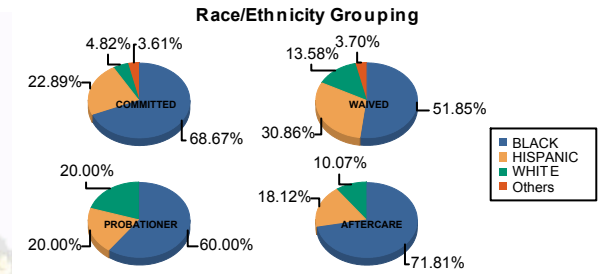
**Age**

|              |           |                |          |                |           |                |          |                |           |                |            |                |          |                |            |                |
|--------------|-----------|----------------|----------|----------------|-----------|----------------|----------|----------------|-----------|----------------|------------|----------------|----------|----------------|------------|----------------|
| 15           | 3         | 3.85%          | 0        | 0.00%          | 0         | 0.00%          | 0        | 0.00%          | 2         | 13.33%         | 2          | 1.42%          | 0        | 0.00%          | 7          | 2.13%          |
| 16           | 5         | 6.41%          | 2        | 40.00%         | 0         | 0.00%          | 0        | 0.00%          | 1         | 6.67%          | 4          | 2.84%          | 0        | 0.00%          | 12         | 3.66%          |
| 17           | 13        | 16.67%         | 2        | 40.00%         | 7         | 8.75%          | 0        | 0.00%          | 8         | 53.33%         | 7          | 4.96%          | 0        | 0.00%          | 37         | 11.28%         |
| 18           | 22        | 28.21%         | 1        | 20.00%         | 10        | 12.50%         | 0        | 0.00%          | 3         | 20.00%         | 12         | 8.51%          | 3        | 37.50%         | 51         | 15.55%         |
| 19           | 9         | 11.54%         | 0        | 0.00%          | 22        | 27.50%         | 0        | 0.00%          | 1         | 6.67%          | 19         | 13.48%         | 0        | 0.00%          | 51         | 15.55%         |
| 20 and Above | 26        | 33.33%         | 0        | 0.00%          | 41        | 51.25%         | 1        | 100.00%        | 0         | 0.00%          | 97         | 68.79%         | 5        | 62.50%         | 170        | 51.83%         |
| <b>Total</b> | <b>78</b> | <b>100.00%</b> | <b>5</b> | <b>100.00%</b> | <b>80</b> | <b>100.00%</b> | <b>1</b> | <b>100.00%</b> | <b>15</b> | <b>100.00%</b> | <b>141</b> | <b>100.00%</b> | <b>8</b> | <b>100.00%</b> | <b>328</b> | <b>100.00%</b> |

| Average Age | 19.06 | 16.80 | 19.55 | 21.00 | 17.00 | 21.35 | 20.50 | 20.08 |
|-------------|-------|-------|-------|-------|-------|-------|-------|-------|
|-------------|-------|-------|-------|-------|-------|-------|-------|-------|

**Sentencing County**

|              |           |                |          |                |           |                |          |                |           |                |            |                |          |                |            |                |
|--------------|-----------|----------------|----------|----------------|-----------|----------------|----------|----------------|-----------|----------------|------------|----------------|----------|----------------|------------|----------------|
| ATL          | 3         | 3.85%          | 0        | 0.00%          | 5         | 6.25%          | 0        | 0.00%          | 0         | 0.00%          | 5          | 3.55%          | 0        | 0.00%          | 13         | 3.96%          |
| BER          | 0         | 0.00%          | 0        | 0.00%          | 0         | 0.00%          | 0        | 0.00%          | 1         | 6.67%          | 2          | 1.42%          | 0        | 0.00%          | 3          | 0.91%          |
| BUR          | 6         | 7.69%          | 0        | 0.00%          | 1         | 1.25%          | 0        | 0.00%          | 0         | 0.00%          | 9          | 6.38%          | 0        | 0.00%          | 16         | 4.88%          |
| CAM          | 22        | 28.21%         | 4        | 80.00%         | 9         | 11.25%         | 1        | 100.00%        | 3         | 20.00%         | 21         | 14.89%         | 1        | 12.50%         | 61         | 18.60%         |
| CUM          | 1         | 1.28%          | 0        | 0.00%          | 1         | 1.25%          | 0        | 0.00%          | 1         | 6.67%          | 4          | 2.84%          | 1        | 12.50%         | 8          | 2.44%          |
| ESS          | 15        | 19.23%         | 0        | 0.00%          | 3         | 3.75%          | 0        | 0.00%          | 0         | 0.00%          | 28         | 19.86%         | 0        | 0.00%          | 46         | 14.02%         |
| GLO          | 2         | 2.56%          | 0        | 0.00%          | 0         | 0.00%          | 0        | 0.00%          | 0         | 0.00%          | 1          | 0.71%          | 0        | 0.00%          | 3          | 0.91%          |
| HUD          | 0         | 0.00%          | 0        | 0.00%          | 6         | 7.50%          | 0        | 0.00%          | 2         | 13.33%         | 6          | 4.26%          | 0        | 0.00%          | 14         | 4.27%          |
| HUN          | 0         | 0.00%          | 0        | 0.00%          | 0         | 0.00%          | 0        | 0.00%          | 0         | 0.00%          | 1          | 0.71%          | 0        | 0.00%          | 1          | 0.30%          |
| MER          | 1         | 1.28%          | 0        | 0.00%          | 6         | 7.50%          | 0        | 0.00%          | 1         | 6.67%          | 8          | 5.67%          | 0        | 0.00%          | 16         | 4.88%          |
| MID          | 14        | 17.95%         | 0        | 0.00%          | 19        | 23.75%         | 0        | 0.00%          | 0         | 0.00%          | 19         | 13.48%         | 3        | 37.50%         | 55         | 16.77%         |
| MON          | 0         | 0.00%          | 0        | 0.00%          | 3         | 3.75%          | 0        | 0.00%          | 0         | 0.00%          | 1          | 0.71%          | 0        | 0.00%          | 4          | 1.22%          |
| MOR          | 1         | 1.28%          | 0        | 0.00%          | 0         | 0.00%          | 0        | 0.00%          | 0         | 0.00%          | 1          | 0.71%          | 0        | 0.00%          | 2          | 0.61%          |
| OCE          | 1         | 1.28%          | 0        | 0.00%          | 6         | 7.50%          | 0        | 0.00%          | 3         | 20.00%         | 3          | 2.13%          | 0        | 0.00%          | 13         | 3.96%          |
| PAS          | 9         | 11.54%         | 1        | 20.00%         | 19        | 23.75%         | 0        | 0.00%          | 1         | 6.67%          | 15         | 10.64%         | 1        | 12.50%         | 46         | 14.02%         |
| SUS          | 0         | 0.00%          | 0        | 0.00%          | 0         | 0.00%          | 0        | 0.00%          | 0         | 0.00%          | 1          | 0.71%          | 0        | 0.00%          | 1          | 0.30%          |
| UNI          | 3         | 3.85%          | 0        | 0.00%          | 2         | 2.50%          | 0        | 0.00%          | 3         | 20.00%         | 14         | 9.93%          | 1        | 12.50%         | 23         | 7.01%          |
| OTHER        | 0         | 0.00%          | 0        | 0.00%          | 0         | 0.00%          | 0        | 0.00%          | 0         | 0.00%          | 2          | 1.42%          | 1        | 12.50%         | 3          | 0.91%          |
| <b>Total</b> | <b>78</b> | <b>100.00%</b> | <b>5</b> | <b>100.00%</b> | <b>80</b> | <b>100.00%</b> | <b>1</b> | <b>100.00%</b> | <b>15</b> | <b>100.00%</b> | <b>141</b> | <b>100.00%</b> | <b>8</b> | <b>100.00%</b> | <b>328</b> | <b>100.00%</b> |





Juvenile Demographics and Statistics

| Current Grade | COMMITTED           |                    | WAIVED              |                    | PROBATIONER         |                  | Total                |
|---------------|---------------------|--------------------|---------------------|--------------------|---------------------|------------------|----------------------|
|               | MALE                | FEMALE             | MALE                | FEMALE             | MALE                | FEMALE           |                      |
| 8             | 1 (1.28%)           | 0 0.00%            | 0 0.00%             | 0 0.00%            | 0 0.00%             | 0 0.00%          | 1 (0.56%)            |
| 9             | 7 (8.97%)           | 0 0.00%            | 0 0.00%             | 0 0.00%            | 4 (26.67%)          | 0 0.00%          | 11 (6.15%)           |
| 10            | 13 (16.67%)         | 3 (60.00%)         | 3 (3.75%)           | 0 0.00%            | 2 (13.33%)          | 0 0.00%          | 21 (11.73%)          |
| 11            | 10 (12.82%)         | 1 (20.00%)         | 9 (11.25%)          | 0 0.00%            | 3 (20.00%)          | 0 0.00%          | 23 (12.85%)          |
| 12            | 12 (15.38%)         | 1 (20.00%)         | 12 (15.00%)         | 0 0.00%            | 4 (26.67%)          | 0 0.00%          | 29 (16.20%)          |
| HSG           | 21 (26.92%)         | 0 0.00%            | 40 (50.00%)         | 1 (100.00%)        | 0 0.00%             | 0 0.00%          | 62 (34.64%)          |
| GED           | 0 0.00%             | 0 0.00%            | 2 (2.50%)           | 0 0.00%            | 0 0.00%             | 0 0.00%          | 2 (1.12%)            |
| Others **     | 14 (17.95%)         | 0 0.00%            | 14 (17.50%)         | 0 0.00%            | 2 (13.33%)          | 0 0.00%          | 30 (16.76%)          |
| <b>Total</b>  | <b>78 (100.00%)</b> | <b>5 (100.00%)</b> | <b>80 (100.00%)</b> | <b>1 (100.00%)</b> | <b>15 (100.00%)</b> | <b>0 (0.00%)</b> | <b>179 (100.00%)</b> |

\*\* Includes Aged Out Juveniles and Pending Records

Special Education Services

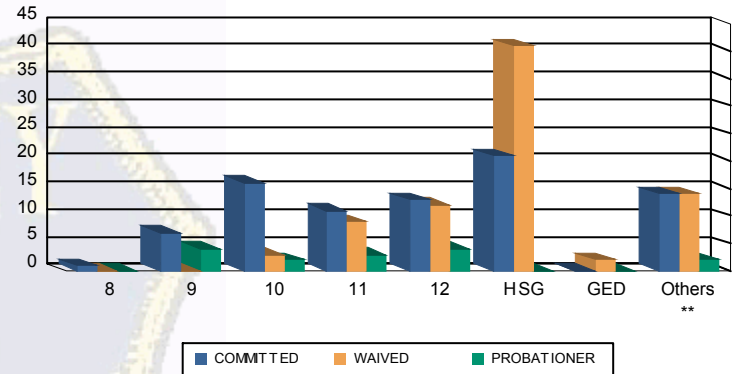
|              |                     |                    |                     |                    |                     |                  |                      |
|--------------|---------------------|--------------------|---------------------|--------------------|---------------------|------------------|----------------------|
| Yes          | 39 (50.00%)         | 3 (60.00%)         | 32 (40.00%)         | 1 (100.00%)        | 7 (46.67%)          | 0 0.00%          | 82 (45.81%)          |
| No           | 33 (42.31%)         | 2 (40.00%)         | 46 (57.50%)         | 0 0.00%            | 7 (46.67%)          | 0 0.00%          | 88 (49.16%)          |
| Pending      | 6 (7.69%)           | 0 0.00%            | 2 (2.50%)           | 0 0.00%            | 1 (6.67%)           | 0 0.00%          | 9 (5.03%)            |
| <b>Total</b> | <b>78 (100.00%)</b> | <b>5 (100.00%)</b> | <b>80 (100.00%)</b> | <b>1 (100.00%)</b> | <b>15 (100.00%)</b> | <b>0 (0.00%)</b> | <b>179 (100.00%)</b> |

Offense Categories

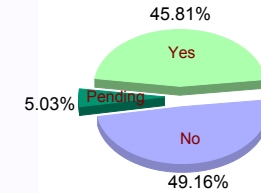
|                 |                      |                     |                      |                    |                     |                  |                      |
|-----------------|----------------------|---------------------|----------------------|--------------------|---------------------|------------------|----------------------|
| Drug            | 63 (8.45%)           | 5 (12.50%)          | 9 (5.84%)            | 0 0.00%            | 4 (9.30%)           | 0 0.00%          | 81 (8.23%)           |
| Persons         | 227 (30.43%)         | 10 (25.00%)         | 84 (54.55%)          | 1 (100.00%)        | 10 (23.26%)         | 0 0.00%          | 332 (33.74%)         |
| Property        | 114 (15.28%)         | 4 (10.00%)          | 14 (9.09%)           | 0 0.00%            | 6 (13.95%)          | 0 0.00%          | 138 (14.02%)         |
| Public Order    | 83 (11.13%)          | 5 (12.50%)          | 11 (7.14%)           | 0 0.00%            | 6 (13.95%)          | 0 0.00%          | 105 (10.67%)         |
| VOP             | 156 (20.91%)         | 10 (25.00%)         | 16 (10.39%)          | 0 0.00%            | 10 (23.26%)         | 0 0.00%          | 192 (19.51%)         |
| Weapons         | 100 (13.40%)         | 6 (15.00%)          | 20 (12.99%)          | 0 0.00%            | 5 (11.63%)          | 0 0.00%          | 131 (13.31%)         |
| Others Offenses | 3 (0.40%)            | 0 0.00%             | 0 0.00%              | 0 0.00%            | 2 (4.65%)           | 0 0.00%          | 5 (0.51%)            |
| <b>Total *</b>  | <b>746 (100.00%)</b> | <b>40 (100.00%)</b> | <b>154 (100.00%)</b> | <b>1 (100.00%)</b> | <b>43 (100.00%)</b> | <b>0 (0.00%)</b> | <b>984 (100.00%)</b> |

\* Juveniles may have multiple offenses

Current Grade



Special Education



Offense Categories

