



Juvenile Demographics and Statistics

Race/ Ethnicity	COMMITTED		WAIVED		PROBATIONER		AFTERCARE		Total									
	MALE	FEMALE	MALE	FEMALE	MALE	FEMALE	MALE	FEMALE										
BLACK	69	70.41%	2	50.00%	47	47.00%	2	100.00%	12	63.16%	1	100.00%	68	68.00%	4	80.00%	205	62.31%
HISPANIC	21	21.43%	0	0.00%	36	36.00%	0	0.00%	3	15.79%	0	0.00%	24	24.00%	0	0.00%	84	25.53%
WHITE	5	5.10%	2	50.00%	14	14.00%	0	0.00%	2	10.53%	0	0.00%	7	7.00%	1	20.00%	31	9.42%
Others	3	3.06%	0	0.00%	3	3.00%	0	0.00%	2	10.53%	0	0.00%	1	1.00%	0	0.00%	9	2.74%
<b>Total</b>	<b>98</b>	<b>100.00%</b>	<b>4</b>	<b>100.00%</b>	<b>100</b>	<b>100.00%</b>	<b>2</b>	<b>100.00%</b>	<b>19</b>	<b>100.00%</b>	<b>1</b>	<b>100.00%</b>	<b>100</b>	<b>100.00%</b>	<b>5</b>	<b>100.00%</b>	<b>329</b>	<b>100.00%</b>

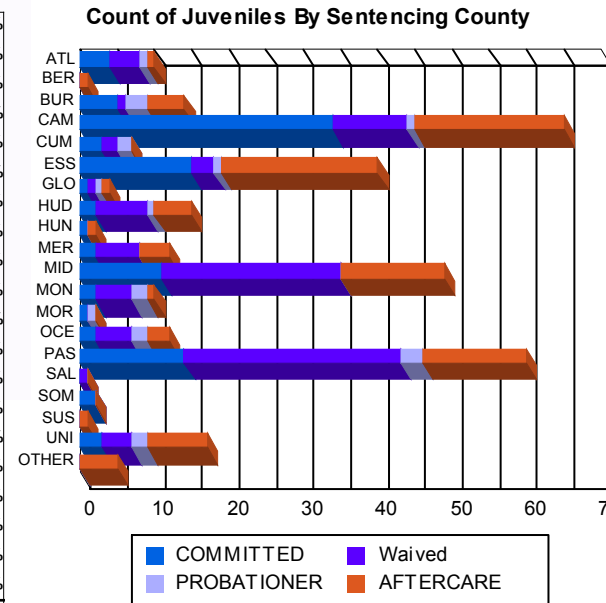
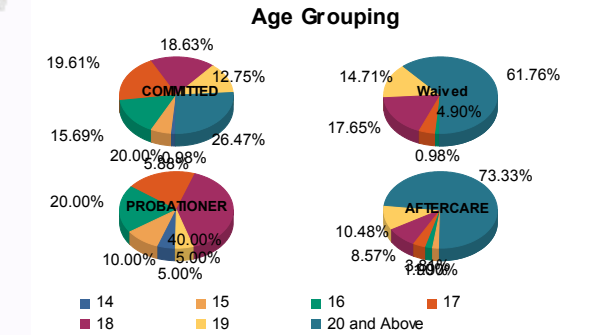
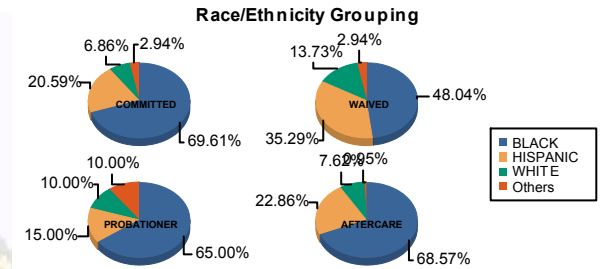
**Age**

14	1	1.02%	0	0.00%	0	0.00%	0	0.00%	1	5.26%	0	0.00%	0	0.00%	0	0.00%	2	0.61%
15	5	5.10%	1	25.00%	0	0.00%	0	0.00%	2	10.53%	0	0.00%	2	2.00%	0	0.00%	10	3.04%
16	16	16.33%	0	0.00%	1	1.00%	0	0.00%	4	21.05%	0	0.00%	1	1.00%	1	20.00%	23	6.99%
17	18	18.37%	2	50.00%	5	5.00%	0	0.00%	3	15.79%	1	100.00%	4	4.00%	0	0.00%	33	10.03%
18	18	18.37%	1	25.00%	18	18.00%	0	0.00%	8	42.11%	0	0.00%	8	8.00%	1	20.00%	54	16.41%
19	13	13.27%	0	0.00%	14	14.00%	1	50.00%	1	5.26%	0	0.00%	11	11.00%	0	0.00%	40	12.16%
20 and Above	27	27.55%	0	0.00%	62	62.00%	1	50.00%	0	0.00%	0	0.00%	74	74.00%	3	60.00%	167	50.76%
<b>Total</b>	<b>98</b>	<b>100.00%</b>	<b>4</b>	<b>100.00%</b>	<b>100</b>	<b>100.00%</b>	<b>2</b>	<b>100.00%</b>	<b>19</b>	<b>100.00%</b>	<b>1</b>	<b>100.00%</b>	<b>100</b>	<b>100.00%</b>	<b>5</b>	<b>100.00%</b>	<b>329</b>	<b>100.00%</b>

Average Age	18.71	16.75	20.01	20.50	16.95	17.00	21.91	21.00	19.99
-------------	-------	-------	-------	-------	-------	-------	-------	-------	-------

**Sentencing County**

ATL	4	4.08%	0	0.00%	4	4.00%	0	0.00%	1	5.26%	0	0.00%	1	1.00%	0	0.00%	10	3.04%
BER	0	0.00%	0	0.00%	0	0.00%	0	0.00%	0	0.00%	0	0.00%	1	1.00%	0	0.00%	1	0.30%
BUR	5	5.10%	0	0.00%	1	1.00%	0	0.00%	3	15.79%	0	0.00%	5	5.00%	0	0.00%	14	4.26%
CAM	31	31.63%	3	75.00%	8	8.00%	2	100.00%	1	5.26%	0	0.00%	18	18.00%	2	40.00%	65	19.76%
CUM	3	3.06%	0	0.00%	2	2.00%	0	0.00%	2	10.53%	0	0.00%	0	0.00%	0	0.00%	7	2.13%
ESS	15	15.31%	0	0.00%	3	3.00%	0	0.00%	1	5.26%	0	0.00%	20	20.00%	1	20.00%	40	12.16%
GLO	1	1.02%	0	0.00%	1	1.00%	0	0.00%	1	5.26%	0	0.00%	1	1.00%	0	0.00%	4	1.22%
HUD	1	1.02%	1	25.00%	7	7.00%	0	0.00%	1	5.26%	0	0.00%	5	5.00%	0	0.00%	15	4.56%
HUN	1	1.02%	0	0.00%	0	0.00%	0	0.00%	0	0.00%	0	0.00%	1	1.00%	0	0.00%	2	0.61%
MER	2	2.04%	0	0.00%	6	6.00%	0	0.00%	0	0.00%	0	0.00%	4	4.00%	0	0.00%	12	3.65%
MID	11	11.22%	0	0.00%	24	24.00%	0	0.00%	0	0.00%	0	0.00%	14	14.00%	0	0.00%	49	14.89%
MON	2	2.04%	0	0.00%	5	5.00%	0	0.00%	2	10.53%	0	0.00%	1	1.00%	0	0.00%	10	3.04%
MOR	1	1.02%	0	0.00%	0	0.00%	0	0.00%	1	5.26%	0	0.00%	0	0.00%	0	0.00%	2	0.61%
OCE	2	2.04%	0	0.00%	5	5.00%	0	0.00%	2	10.53%	0	0.00%	3	3.00%	0	0.00%	12	3.65%
PAS	14	14.29%	0	0.00%	29	29.00%	0	0.00%	2	10.53%	1	100.00%	13	13.00%	1	20.00%	60	18.24%
SAL	0	0.00%	0	0.00%	1	1.00%	0	0.00%	0	0.00%	0	0.00%	0	0.00%	0	0.00%	1	0.30%
SOM	2	2.04%	0	0.00%	0	0.00%	0	0.00%	0	0.00%	0	0.00%	0	0.00%	0	0.00%	2	0.61%
SUS	0	0.00%	0	0.00%	0	0.00%	0	0.00%	0	0.00%	0	0.00%	1	1.00%	0	0.00%	1	0.30%
UNI	3	3.06%	0	0.00%	4	4.00%	0	0.00%	2	10.53%	0	0.00%	7	7.00%	1	20.00%	17	5.17%
OTHER	0	0.00%	0	0.00%	0	0.00%	0	0.00%	0	0.00%	0	0.00%	5	5.00%	0	0.00%	5	1.52%
<b>Total</b>	<b>98</b>	<b>100.00%</b>	<b>4</b>	<b>100.00%</b>	<b>100</b>	<b>100.00%</b>	<b>2</b>	<b>100.00%</b>	<b>19</b>	<b>100.00%</b>	<b>1</b>	<b>100.00%</b>	<b>100</b>	<b>100.00%</b>	<b>5</b>	<b>100.00%</b>	<b>329</b>	<b>100.00%</b>





Juvenile Demographics and Statistics

Current Grade	COMMITTED		WAIVED		PROBATIONER		Total
	MALE	FEMALE	MALE	FEMALE	MALE	FEMALE	
8	1 (1.02%)	0 0.00%	0 0.00%	0 0.00%	0 0.00%	0 0.00%	1 (0.45%)
9	10 (10.20%)	1 (25.00%)	2 (2.00%)	0 0.00%	5 (26.32%)	0 0.00%	18 (8.04%)
10	23 (23.47%)	0 0.00%	3 (3.00%)	0 0.00%	5 (26.32%)	0 0.00%	31 (13.84%)
11	16 (16.33%)	2 (50.00%)	6 (6.00%)	0 0.00%	0 0.00%	1 (100.00%)	25 (11.16%)
12	13 (13.27%)	1 (25.00%)	16 (16.00%)	1 (50.00%)	3 (15.79%)	0 0.00%	34 (15.18%)
HSG	8 (8.16%)	0 0.00%	27 (27.00%)	1 (50.00%)	0 0.00%	0 0.00%	36 (16.07%)
GED	0 0.00%	0 0.00%	2 (2.00%)	0 0.00%	0 0.00%	0 0.00%	2 (0.89%)
Others **	27 (27.55%)	0 0.00%	44 (44.00%)	0 0.00%	6 (31.58%)	0 0.00%	77 (34.38%)
<b>Total</b>	<b>98 (100.00%)</b>	<b>4 (100.00%)</b>	<b>100 (100.00%)</b>	<b>2 (100.00%)</b>	<b>19 (100.00%)</b>	<b>1 (100.00%)</b>	<b>224 (100.00%)</b>

\*\* Includes Aged Out Juveniles and Pending Records

Special Education Services

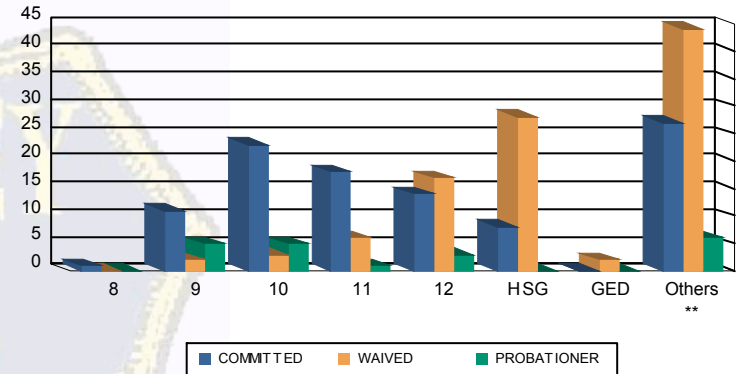
Yes	45 (45.92%)	4 (100.00%)	38 (38.00%)	2 (100.00%)	7 (36.84%)	0 0.00%	96 (42.86%)
No	43 (43.88%)	0 0.00%	55 (55.00%)	0 0.00%	7 (36.84%)	1 (100.00%)	106 (47.32%)
Pending	10 (10.20%)	0 0.00%	7 (7.00%)	0 0.00%	5 (26.32%)	0 0.00%	22 (9.82%)
<b>Total</b>	<b>98 (100.00%)</b>	<b>4 (100.00%)</b>	<b>100 (100.00%)</b>	<b>2 (100.00%)</b>	<b>19 (100.00%)</b>	<b>1 (100.00%)</b>	<b>224 (100.00%)</b>

Offense Categories

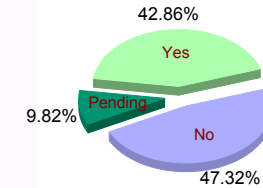
Drug	41 (6.42%)	1 (5.00%)	10 (5.10%)	0 0.00%	3 (6.00%)	0 0.00%	55 (6.06%)
Persons	200 (31.30%)	8 (40.00%)	106 (54.08%)	2 (100.00%)	13 (26.00%)	1 (100.00%)	330 (36.34%)
Property	105 (16.43%)	2 (10.00%)	18 (9.18%)	0 0.00%	10 (20.00%)	0 0.00%	135 (14.87%)
Public Order	66 (10.33%)	2 (10.00%)	12 (6.12%)	0 0.00%	5 (10.00%)	0 0.00%	85 (9.36%)
VOP	131 (20.50%)	4 (20.00%)	23 (11.73%)	0 0.00%	9 (18.00%)	0 0.00%	167 (18.39%)
Weapons	94 (14.71%)	3 (15.00%)	27 (13.78%)	0 0.00%	9 (18.00%)	0 0.00%	133 (14.65%)
Others Offenses	2 (0.31%)	0 0.00%	0 0.00%	0 0.00%	1 (2.00%)	0 0.00%	3 (0.33%)
<b>Total *</b>	<b>639 (100.00%)</b>	<b>20 (100.00%)</b>	<b>196 (100.00%)</b>	<b>2 (100.00%)</b>	<b>50 (100.00%)</b>	<b>1 (100.00%)</b>	<b>908 (100.00%)</b>

\* Juveniles may have multiple offenses

Current Grade



Special Education



Offense Categories

