



Juvenile Demographics and Statistics

Race/ Ethnicity	COMMITTED		WAIVED		PROBATIONER		AFTERCARE		Total									
	MALE	FEMALE	MALE	FEMALE	MALE	FEMALE	MALE	FEMALE										
BLACK	74	71.84%	3	60.00%	33	46.48%	1	100.00%	13	65.00%	2	50.00%	67	70.53%	1	100.00%	194	64.67%
HISPANIC	20	19.42%	0	0.00%	26	36.62%	0	0.00%	6	30.00%	2	50.00%	19	20.00%	0	0.00%	73	24.33%
WHITE	8	7.77%	2	40.00%	11	15.49%	0	0.00%	0	0.00%	0	0.00%	7	7.37%	0	0.00%	28	9.33%
Others	1	0.97%	0	0.00%	1	1.41%	0	0.00%	1	5.00%	0	0.00%	2	2.11%	0	0.00%	5	1.67%
<b>Total</b>	<b>103</b>	<b>100.00%</b>	<b>5</b>	<b>100.00%</b>	<b>71</b>	<b>100.00%</b>	<b>1</b>	<b>100.00%</b>	<b>20</b>	<b>100.00%</b>	<b>4</b>	<b>100.00%</b>	<b>95</b>	<b>100.00%</b>	<b>1</b>	<b>100.00%</b>	<b>300</b>	<b>100.00%</b>

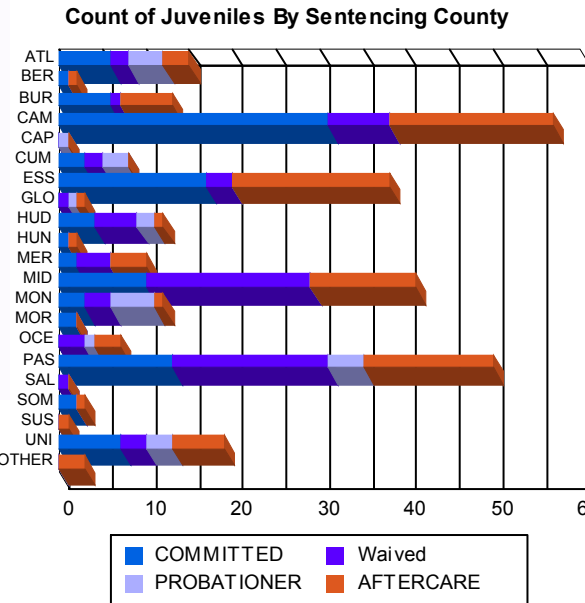
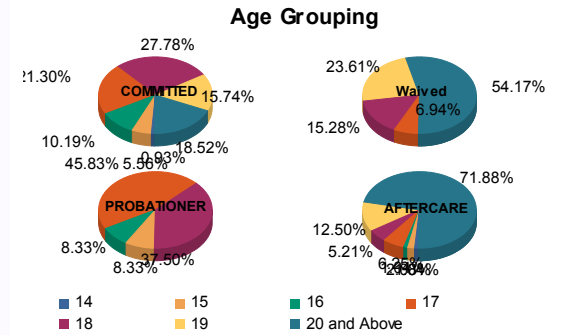
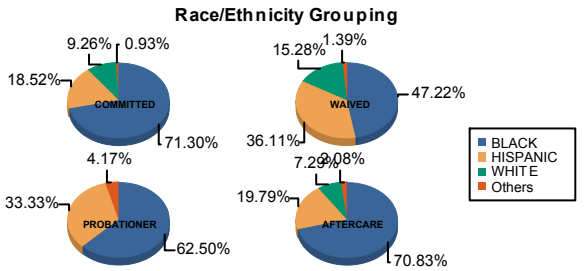
**Age**

14	1	0.97%	0	0.00%	0	0.00%	0	0.00%	0	0.00%	0	0.00%	1	1.05%	0	0.00%	2	0.67%
15	5	4.85%	1	20.00%	0	0.00%	0	0.00%	1	5.00%	1	25.00%	2	2.11%	0	0.00%	10	3.33%
16	11	10.68%	0	0.00%	0	0.00%	0	0.00%	1	5.00%	1	25.00%	2	1.05%	0	0.00%	14	4.67%
17	22	21.36%	1	20.00%	5	7.04%	0	0.00%	10	50.00%	1	25.00%	6	6.32%	0	0.00%	45	15.00%
18	29	28.16%	1	20.00%	11	15.49%	0	0.00%	8	40.00%	1	25.00%	5	5.26%	0	0.00%	55	18.33%
19	16	15.53%	1	20.00%	16	22.54%	1	100.00%	0	0.00%	0	0.00%	11	11.58%	1	100.00%	46	15.33%
20 and Above	19	18.45%	1	20.00%	39	54.93%	0	0.00%	0	0.00%	0	0.00%	69	72.63%	0	0.00%	128	42.67%
<b>Total</b>	<b>103</b>	<b>100.00%</b>	<b>5</b>	<b>100.00%</b>	<b>71</b>	<b>100.00%</b>	<b>1</b>	<b>100.00%</b>	<b>20</b>	<b>100.00%</b>	<b>4</b>	<b>100.00%</b>	<b>95</b>	<b>100.00%</b>	<b>1</b>	<b>100.00%</b>	<b>300</b>	<b>100.00%</b>

Average Age	18.19	18.40	19.87	19.00	17.25	16.50	21.72	19.00	19.63
-------------	-------	-------	-------	-------	-------	-------	-------	-------	-------

**Sentencing County**

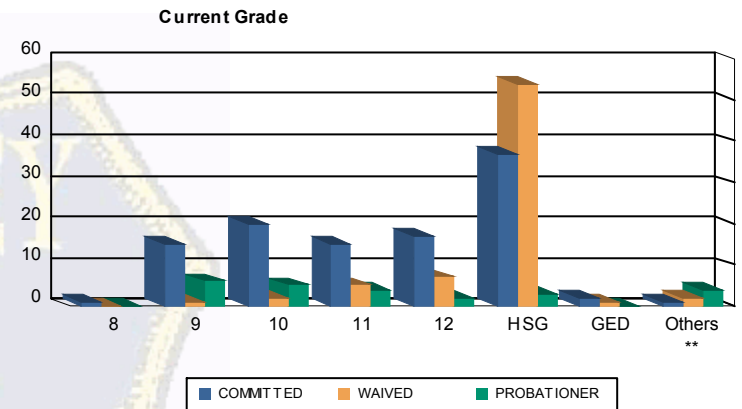
ATL	6	5.83%	0	0.00%	2	2.82%	0	0.00%	2	10.00%	2	50.00%	3	3.16%	0	0.00%	15	5.00%
BER	1	0.97%	0	0.00%	0	0.00%	0	0.00%	0	0.00%	0	0.00%	1	1.05%	0	0.00%	2	0.67%
BUR	6	5.83%	0	0.00%	1	1.41%	0	0.00%	0	0.00%	0	0.00%	6	6.32%	0	0.00%	13	4.33%
CAM	27	26.21%	4	80.00%	6	8.45%	1	100.00%	0	0.00%	0	0.00%	18	18.95%	1	100.00%	57	19.00%
CAP	0	0.00%	0	0.00%	0	0.00%	0	0.00%	1	5.00%	0	0.00%	0	0.00%	0	0.00%	1	0.33%
CUM	3	2.91%	0	0.00%	2	2.82%	0	0.00%	3	15.00%	0	0.00%	0	0.00%	0	0.00%	8	2.67%
ESS	17	16.50%	0	0.00%	3	4.23%	0	0.00%	0	0.00%	0	0.00%	18	18.95%	0	0.00%	38	12.67%
GLO	0	0.00%	0	0.00%	1	1.41%	0	0.00%	1	5.00%	0	0.00%	1	1.05%	0	0.00%	3	1.00%
HUD	3	2.91%	1	20.00%	5	7.04%	0	0.00%	2	10.00%	0	0.00%	1	1.05%	0	0.00%	12	4.00%
HUN	1	0.97%	0	0.00%	0	0.00%	0	0.00%	0	0.00%	0	0.00%	1	1.05%	0	0.00%	2	0.67%
MER	2	1.94%	0	0.00%	4	5.63%	0	0.00%	0	0.00%	0	0.00%	4	4.21%	0	0.00%	10	3.33%
MID	10	9.71%	0	0.00%	19	26.76%	0	0.00%	0	0.00%	0	0.00%	12	12.63%	0	0.00%	41	13.67%
MON	3	2.91%	0	0.00%	3	4.23%	0	0.00%	5	25.00%	0	0.00%	1	1.05%	0	0.00%	12	4.00%
MOR	2	1.94%	0	0.00%	0	0.00%	0	0.00%	0	0.00%	0	0.00%	0	0.00%	0	0.00%	2	0.67%
OCE	0	0.00%	0	0.00%	3	4.23%	0	0.00%	1	5.00%	0	0.00%	3	3.16%	0	0.00%	7	2.33%
PAS	13	12.62%	0	0.00%	18	25.35%	0	0.00%	2	10.00%	2	50.00%	15	15.79%	0	0.00%	50	16.67%
SAL	0	0.00%	0	0.00%	1	1.41%	0	0.00%	0	0.00%	0	0.00%	0	0.00%	0	0.00%	1	0.33%
SOM	2	1.94%	0	0.00%	0	0.00%	0	0.00%	0	0.00%	0	0.00%	1	1.05%	0	0.00%	3	1.00%
SUS	0	0.00%	0	0.00%	0	0.00%	0	0.00%	0	0.00%	0	0.00%	1	1.05%	0	0.00%	1	0.33%
UNI	7	6.80%	0	0.00%	3	4.23%	0	0.00%	3	15.00%	0	0.00%	6	6.32%	0	0.00%	19	6.33%
OTHER	0	0.00%	0	0.00%	0	0.00%	0	0.00%	0	0.00%	0	0.00%	3	3.16%	0	0.00%	3	1.00%
<b>Total</b>	<b>103</b>	<b>100.00%</b>	<b>5</b>	<b>100.00%</b>	<b>71</b>	<b>100.00%</b>	<b>1</b>	<b>100.00%</b>	<b>20</b>	<b>100.00%</b>	<b>4</b>	<b>100.00%</b>	<b>95</b>	<b>100.00%</b>	<b>1</b>	<b>100.00%</b>	<b>300</b>	<b>100.00%</b>





Juvenile Demographics and Statistics

Current Grade	COMMITTED		WAIVED		PROBATIONER		Total
	MALE	FEMALE	MALE	FEMALE	MALE	FEMALE	
8	1 (0.97%)	0 0.00%	0 0.00%	0 0.00%	0 0.00%	0 0.00%	1 (0.49%)
9	14 (13.59%)	1 (20.00%)	1 (1.41%)	0 0.00%	4 (20.00%)	2 (50.00%)	22 (10.78%)
10	20 (19.42%)	0 0.00%	2 (2.82%)	0 0.00%	4 (20.00%)	1 (25.00%)	27 (13.24%)
11	15 (14.56%)	0 0.00%	5 (7.04%)	0 0.00%	4 (20.00%)	0 0.00%	24 (11.76%)
12	16 (15.53%)	1 (20.00%)	6 (8.45%)	1 (100.00%)	2 (10.00%)	0 0.00%	26 (12.75%)
HSG	34 (33.01%)	3 (60.00%)	54 (76.06%)	0 0.00%	3 (15.00%)	0 0.00%	94 (46.08%)
GED	2 (1.94%)	0 0.00%	1 (1.41%)	0 0.00%	0 0.00%	0 0.00%	3 (1.47%)
Others **	1 (0.97%)	0 0.00%	2 (2.82%)	0 0.00%	3 (15.00%)	1 (25.00%)	7 (3.43%)
<b>Total</b>	<b>103 (100.00%)</b>	<b>5 (100.00%)</b>	<b>71 (100.00%)</b>	<b>1 (100.00%)</b>	<b>20 (100.00%)</b>	<b>4 (100.00%)</b>	<b>204 (100.00%)</b>

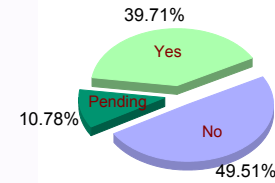


\*\* Includes Aged Out Juveniles and Pending Records

Special Education Services

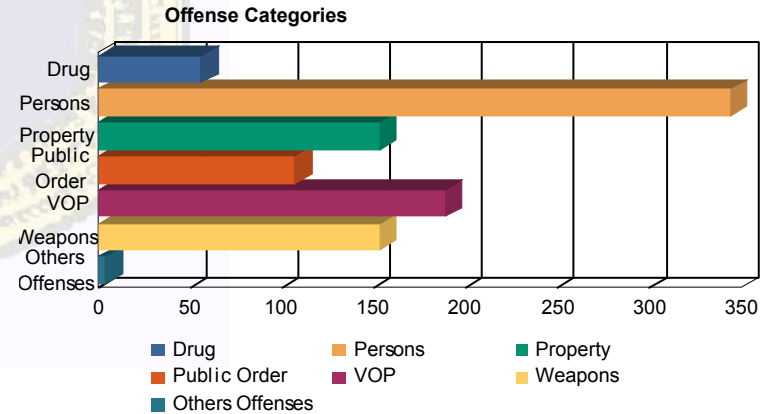
Yes	44 (42.72%)	4 (80.00%)	27 (38.03%)	1 (100.00%)	4 (20.00%)	1 (25.00%)	81 (39.71%)
No	51 (49.51%)	1 (20.00%)	36 (50.70%)	0 0.00%	11 (55.00%)	2 (50.00%)	101 (49.51%)
Pending	8 (7.77%)	0 0.00%	8 (11.27%)	0 0.00%	5 (25.00%)	1 (25.00%)	22 (10.78%)
<b>Total</b>	<b>103 (100.00%)</b>	<b>5 (100.00%)</b>	<b>71 (100.00%)</b>	<b>1 (100.00%)</b>	<b>20 (100.00%)</b>	<b>4 (100.00%)</b>	<b>204 (100.00%)</b>

Special Education



Offense Categories

Drug	43 (5.91%)	0 0.00%	10 (5.00%)	0 0.00%	3 (5.66%)	0 0.00%	56 (5.57%)
Persons	213 (29.26%)	6 (50.00%)	110 (55.00%)	2 (100.00%)	10 (18.87%)	3 (27.27%)	344 (34.19%)
Property	123 (16.90%)	1 (8.33%)	19 (9.50%)	0 0.00%	6 (11.32%)	4 (36.36%)	153 (15.21%)
Public Order	84 (11.54%)	2 (16.67%)	11 (5.50%)	0 0.00%	8 (15.09%)	2 (18.18%)	107 (10.64%)
VOP	151 (20.74%)	2 (16.67%)	22 (11.00%)	0 0.00%	12 (22.64%)	2 (18.18%)	189 (18.79%)
Weapons	111 (15.25%)	1 (8.33%)	28 (14.00%)	0 0.00%	13 (24.53%)	0 0.00%	153 (15.21%)
Others Offenses	3 (0.41%)	0 0.00%	0 0.00%	0 0.00%	1 (1.89%)	0 0.00%	4 (0.40%)
<b>Total *</b>	<b>728 (100.00%)</b>	<b>12 (100.00%)</b>	<b>200 (100.00%)</b>	<b>2 (100.00%)</b>	<b>53 (100.00%)</b>	<b>11 (100.00%)</b>	<b>1,006 (100.00%)</b>



\* Juveniles may have multiple offenses