



Juvenile Demographics and Statistics

Race/ Ethnicity	COMMITTED		WAIVED		PROBATIONER		AFTERCARE		Total									
	MALE	FEMALE	MALE	FEMALE	MALE	FEMALE	MALE	FEMALE										
BLACK	80	74.77%	2	50.00%	33	45.83%	1	100.00%	16	69.57%	3	75.00%	65	70.65%	2	100.00%	202	66.23%
HISPANIC	19	17.76%	0	0.00%	26	36.11%	0	0.00%	6	26.09%	1	25.00%	19	20.65%	0	0.00%	71	23.28%
WHITE	7	6.54%	2	50.00%	12	16.67%	0	0.00%	0	0.00%	0	0.00%	6	6.52%	0	0.00%	27	8.85%
Others	1	0.93%	0	0.00%	1	1.39%	0	0.00%	1	4.35%	0	0.00%	2	2.17%	0	0.00%	5	1.64%
<b>Total</b>	<b>107</b>	<b>100.00%</b>	<b>4</b>	<b>100.00%</b>	<b>72</b>	<b>100.00%</b>	<b>1</b>	<b>100.00%</b>	<b>23</b>	<b>100.00%</b>	<b>4</b>	<b>100.00%</b>	<b>92</b>	<b>100.00%</b>	<b>2</b>	<b>100.00%</b>	<b>305</b>	<b>100.00%</b>

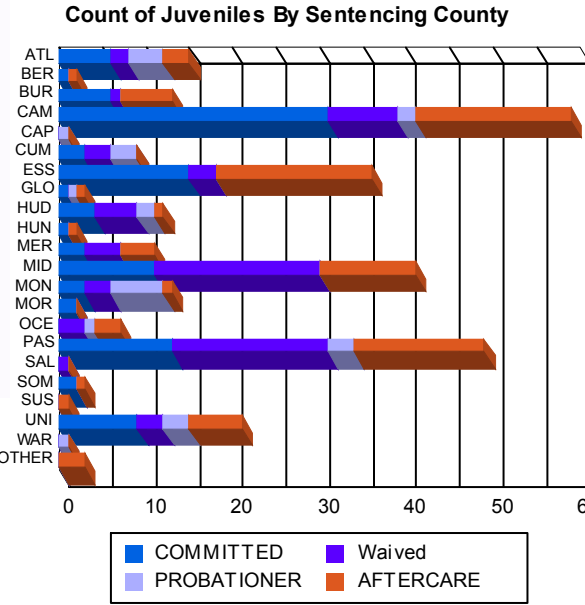
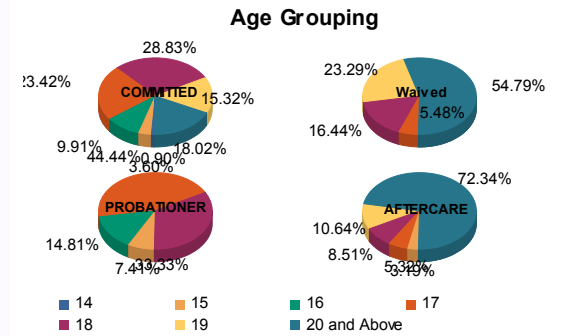
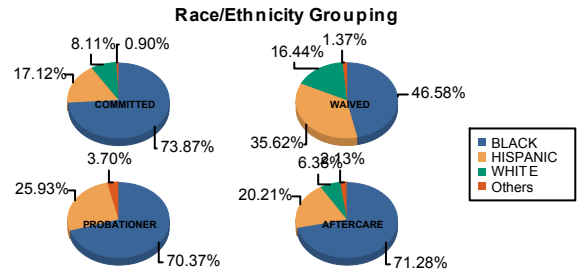
**Age**

14	1	0.93%	0	0.00%	0	0.00%	0	0.00%	0	0.00%	0	0.00%	0	0.00%	0	0.00%	1	0.33%
15	3	2.80%	1	25.00%	0	0.00%	0	0.00%	1	4.35%	1	25.00%	3	3.26%	0	0.00%	9	2.95%
16	11	10.28%	0	0.00%	0	0.00%	0	0.00%	3	13.04%	1	25.00%	0	0.00%	0	0.00%	15	4.92%
17	26	24.30%	0	0.00%	4	5.56%	0	0.00%	10	43.48%	2	50.00%	5	5.43%	0	0.00%	47	15.41%
18	30	28.04%	2	50.00%	12	16.67%	0	0.00%	9	39.13%	0	0.00%	8	8.70%	0	0.00%	61	20.00%
19	16	14.95%	1	25.00%	16	22.22%	1	100.00%	0	0.00%	0	0.00%	9	9.78%	1	50.00%	44	14.43%
20 and Above	20	18.69%	0	0.00%	40	55.56%	0	0.00%	0	0.00%	0	0.00%	67	72.83%	1	50.00%	128	41.97%
<b>Total</b>	<b>107</b>	<b>100.00%</b>	<b>4</b>	<b>100.00%</b>	<b>72</b>	<b>100.00%</b>	<b>1</b>	<b>100.00%</b>	<b>23</b>	<b>100.00%</b>	<b>4</b>	<b>100.00%</b>	<b>92</b>	<b>100.00%</b>	<b>2</b>	<b>100.00%</b>	<b>305</b>	<b>100.00%</b>

Average Age	18.17	17.50	19.92	19.00	17.17	16.25	21.78	21.00	19.58
-------------	-------	-------	-------	-------	-------	-------	-------	-------	-------

**Sentencing County**

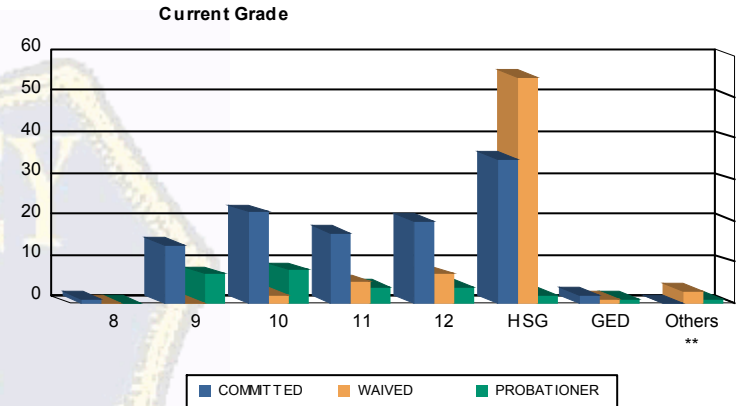
ATL	6	5.61%	0	0.00%	2	2.78%	0	0.00%	2	8.70%	2	50.00%	3	3.26%	0	0.00%	15	4.92%
BER	1	0.93%	0	0.00%	0	0.00%	0	0.00%	0	0.00%	0	0.00%	1	1.09%	0	0.00%	2	0.66%
BUR	6	5.61%	0	0.00%	1	1.39%	0	0.00%	0	0.00%	0	0.00%	6	6.52%	0	0.00%	13	4.26%
CAM	28	26.17%	3	75.00%	7	9.72%	1	100.00%	2	8.70%	0	0.00%	16	17.39%	2	100.00%	59	19.34%
CAP	0	0.00%	0	0.00%	0	0.00%	0	0.00%	1	4.35%	0	0.00%	0	0.00%	0	0.00%	1	0.33%
CUM	3	2.80%	0	0.00%	3	4.17%	0	0.00%	3	13.04%	0	0.00%	0	0.00%	0	0.00%	9	2.95%
ESS	15	14.02%	0	0.00%	3	4.17%	0	0.00%	0	0.00%	0	0.00%	18	19.57%	0	0.00%	36	11.80%
GLO	1	0.93%	0	0.00%	0	0.00%	0	0.00%	1	4.35%	0	0.00%	1	1.09%	0	0.00%	3	0.98%
HUD	3	2.80%	1	25.00%	5	6.94%	0	0.00%	2	8.70%	0	0.00%	1	1.09%	0	0.00%	12	3.93%
HUN	1	0.93%	0	0.00%	0	0.00%	0	0.00%	0	0.00%	0	0.00%	1	1.09%	0	0.00%	2	0.66%
MER	3	2.80%	0	0.00%	4	5.56%	0	0.00%	0	0.00%	0	0.00%	4	4.35%	0	0.00%	11	3.61%
MID	11	10.28%	0	0.00%	19	26.39%	0	0.00%	0	0.00%	0	0.00%	11	11.96%	0	0.00%	41	13.44%
MON	3	2.80%	0	0.00%	3	4.17%	0	0.00%	5	21.74%	1	25.00%	1	1.09%	0	0.00%	13	4.26%
MOR	2	1.87%	0	0.00%	0	0.00%	0	0.00%	0	0.00%	0	0.00%	0	0.00%	0	0.00%	2	0.66%
OCE	0	0.00%	0	0.00%	3	4.17%	0	0.00%	1	4.35%	0	0.00%	3	3.26%	0	0.00%	7	2.30%
PAS	13	12.15%	0	0.00%	18	25.00%	0	0.00%	2	8.70%	1	25.00%	15	16.30%	0	0.00%	49	16.07%
SAL	0	0.00%	0	0.00%	1	1.39%	0	0.00%	0	0.00%	0	0.00%	0	0.00%	0	0.00%	1	0.33%
SOM	2	1.87%	0	0.00%	0	0.00%	0	0.00%	0	0.00%	0	0.00%	1	1.09%	0	0.00%	3	0.98%
SUS	0	0.00%	0	0.00%	0	0.00%	0	0.00%	0	0.00%	0	0.00%	1	1.09%	0	0.00%	1	0.33%
UNI	9	8.41%	0	0.00%	3	4.17%	0	0.00%	3	13.04%	0	0.00%	6	6.52%	0	0.00%	21	6.89%
WAR	0	0.00%	0	0.00%	0	0.00%	0	0.00%	1	4.35%	0	0.00%	0	0.00%	0	0.00%	1	0.33%
OTHER	0	0.00%	0	0.00%	0	0.00%	0	0.00%	0	0.00%	0	0.00%	3	3.26%	0	0.00%	3	0.98%
<b>Total</b>	<b>107</b>	<b>100.00%</b>	<b>4</b>	<b>100.00%</b>	<b>72</b>	<b>100.00%</b>	<b>1</b>	<b>100.00%</b>	<b>23</b>	<b>100.00%</b>	<b>4</b>	<b>100.00%</b>	<b>92</b>	<b>100.00%</b>	<b>2</b>	<b>100.00%</b>	<b>305</b>	<b>100.00%</b>





Juvenile Demographics and Statistics

Current Grade	COMMITTED		WAIVED		PROBATIONER		Total
	MALE	FEMALE	MALE	FEMALE	MALE	FEMALE	
8	1 (0.93%)	0 (0.00%)	0 (0.00%)	0 (0.00%)	0 (0.00%)	0 (0.00%)	1 (0.47%)
9	13 (12.15%)	1 (25.00%)	0 (0.00%)	0 (0.00%)	6 (26.09%)	1 (25.00%)	21 (9.95%)
10	22 (20.56%)	0 (0.00%)	2 (2.78%)	0 (0.00%)	6 (26.09%)	2 (50.00%)	32 (15.17%)
11	17 (15.89%)	0 (0.00%)	5 (6.94%)	0 (0.00%)	4 (17.39%)	0 (0.00%)	26 (12.32%)
12	19 (17.76%)	1 (25.00%)	6 (8.33%)	1 (100.00%)	3 (13.04%)	1 (25.00%)	31 (14.69%)
HSG	33 (30.84%)	2 (50.00%)	55 (76.39%)	0 (0.00%)	2 (8.70%)	0 (0.00%)	92 (43.60%)
GED	2 (1.87%)	0 (0.00%)	1 (1.39%)	0 (0.00%)	1 (4.35%)	0 (0.00%)	4 (1.90%)
Others **	0 (0.00%)	0 (0.00%)	3 (4.17%)	0 (0.00%)	1 (4.35%)	0 (0.00%)	4 (1.90%)
<b>Total</b>	<b>107 (100.00%)</b>	<b>4 (100.00%)</b>	<b>72 (100.00%)</b>	<b>1 (100.00%)</b>	<b>23 (100.00%)</b>	<b>4 (100.00%)</b>	<b>211 (100.00%)</b>

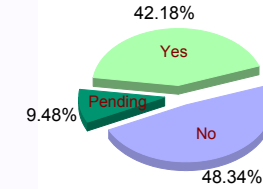


\*\* Includes Aged Out Juveniles and Pending Records

**Special Education Services**

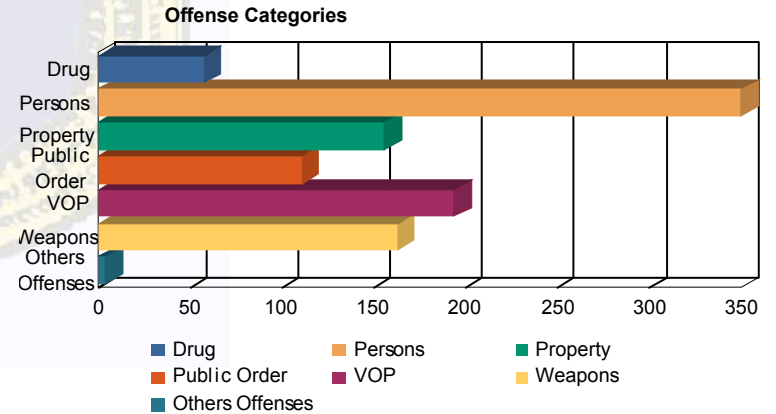
Yes	48 (44.86%)	4 (100.00%)	27 (37.50%)	1 (100.00%)	7 (30.43%)	2 (50.00%)	89 (42.18%)
No	50 (46.73%)	0 (0.00%)	36 (50.00%)	0 (0.00%)	14 (60.87%)	2 (50.00%)	102 (48.34%)
Pending	9 (8.41%)	0 (0.00%)	9 (12.50%)	0 (0.00%)	2 (8.70%)	0 (0.00%)	20 (9.48%)
<b>Total</b>	<b>107 (100.00%)</b>	<b>4 (100.00%)</b>	<b>72 (100.00%)</b>	<b>1 (100.00%)</b>	<b>23 (100.00%)</b>	<b>4 (100.00%)</b>	<b>211 (100.00%)</b>

**Special Education**



**Offense Categories**

Drug	43 (5.74%)	0 (0.00%)	10 (4.95%)	0 (0.00%)	5 (8.06%)	0 (0.00%)	58 (5.60%)
Persons	217 (28.97%)	6 (50.00%)	110 (54.46%)	2 (100.00%)	12 (19.35%)	3 (33.33%)	350 (33.78%)
Property	126 (16.82%)	1 (8.33%)	19 (9.41%)	0 (0.00%)	7 (11.29%)	3 (33.33%)	156 (15.06%)
Public Order	86 (11.48%)	2 (16.67%)	13 (6.44%)	0 (0.00%)	8 (12.90%)	2 (22.22%)	111 (10.71%)
VOP	156 (20.83%)	2 (16.67%)	22 (10.89%)	0 (0.00%)	13 (20.97%)	1 (11.11%)	194 (18.73%)
Weapons	118 (15.75%)	1 (8.33%)	28 (13.86%)	0 (0.00%)	16 (25.81%)	0 (0.00%)	163 (15.73%)
Others Offenses	3 (0.40%)	0 (0.00%)	0 (0.00%)	0 (0.00%)	1 (1.61%)	0 (0.00%)	4 (0.39%)
<b>Total *</b>	<b>749 (100.00%)</b>	<b>12 (100.00%)</b>	<b>202 (100.00%)</b>	<b>2 (100.00%)</b>	<b>62 (100.00%)</b>	<b>9 (100.00%)</b>	<b>1,036 (100.00%)</b>



\* Juveniles may have multiple offenses