



Juvenile Demographics and Statistics

Race/ Ethnicity	COMMITTED		WAIVED		PROBATIONER		AFTERCARE		Total									
	MALE	FEMALE	MALE	FEMALE	MALE	FEMALE	MALE	FEMALE										
BLACK	78	75.73%	2	66.67%	32	46.38%	1	100.00%	14	73.68%	2	66.67%	70	70.71%	2	66.67%	201	67.00%
HISPANIC	19	18.45%	0	0.00%	25	36.23%	0	0.00%	4	21.05%	1	33.33%	20	20.20%	0	0.00%	69	23.00%
WHITE	5	4.85%	1	33.33%	11	15.94%	0	0.00%	0	0.00%	0	0.00%	8	8.08%	1	33.33%	26	8.67%
ASIAN	1	0.97%	0	0.00%	0	0.00%	0	0.00%	0	0.00%	0	0.00%	0	0.00%	0	0.00%	1	0.33%
Others	0	0.00%	0	0.00%	1	1.45%	0	0.00%	1	5.26%	0	0.00%	1	1.01%	0	0.00%	3	1.00%
<b>Total</b>	<b>103</b>	<b>100.00%</b>	<b>3</b>	<b>100.00%</b>	<b>69</b>	<b>100.00%</b>	<b>1</b>	<b>100.00%</b>	<b>19</b>	<b>100.00%</b>	<b>3</b>	<b>100.00%</b>	<b>99</b>	<b>100.00%</b>	<b>3</b>	<b>100.00%</b>	<b>300</b>	<b>100.00%</b>

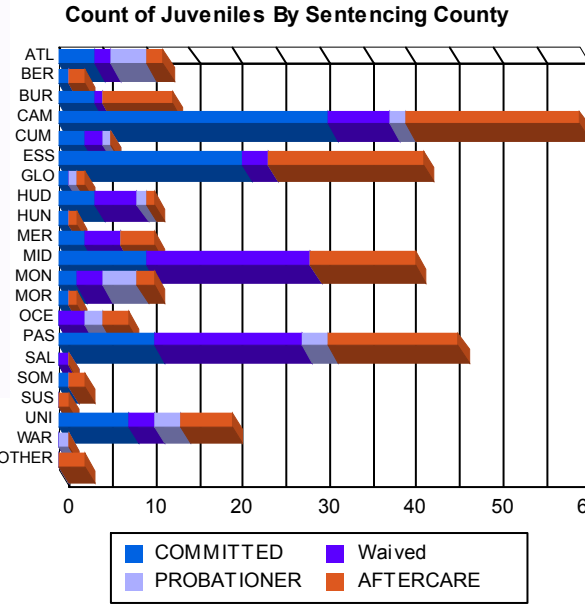
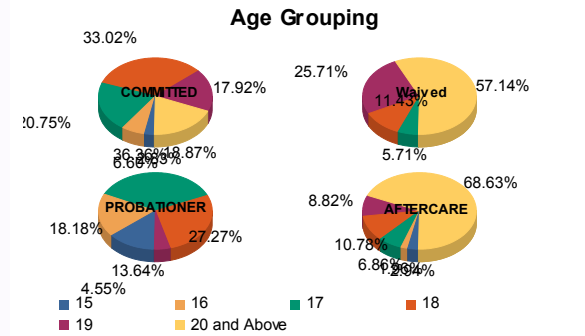
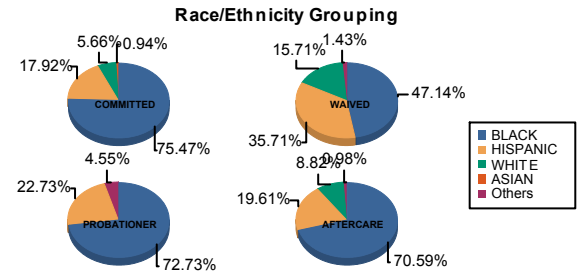
**Age**

15	2	1.94%	1	33.33%	0	0.00%	0	0.00%	3	15.79%	0	0.00%	3	3.03%	0	0.00%	9	3.00%
16	7	6.80%	0	0.00%	0	0.00%	0	0.00%	3	15.79%	1	33.33%	2	2.02%	0	0.00%	13	4.33%
17	22	21.36%	0	0.00%	4	5.80%	0	0.00%	6	31.58%	2	66.67%	7	7.07%	0	0.00%	41	13.67%
18	33	32.04%	2	66.67%	8	11.59%	0	0.00%	6	31.58%	0	0.00%	11	11.11%	0	0.00%	60	20.00%
19	19	18.45%	0	0.00%	17	24.64%	1	100.00%	1	5.26%	0	0.00%	7	7.07%	2	66.67%	47	15.67%
20 and Above	20	19.42%	0	0.00%	40	57.97%	0	0.00%	0	0.00%	0	0.00%	69	69.70%	1	33.33%	130	43.33%
<b>Total</b>	<b>103</b>	<b>100.00%</b>	<b>3</b>	<b>100.00%</b>	<b>69</b>	<b>100.00%</b>	<b>1</b>	<b>100.00%</b>	<b>19</b>	<b>100.00%</b>	<b>3</b>	<b>100.00%</b>	<b>99</b>	<b>100.00%</b>	<b>3</b>	<b>100.00%</b>	<b>300</b>	<b>100.00%</b>

Average Age	18.39	17.00	20.12	19.00	16.95	16.67	21.60	20.33	19.74
-------------	-------	-------	-------	-------	-------	-------	-------	-------	-------

**Sentencing County**

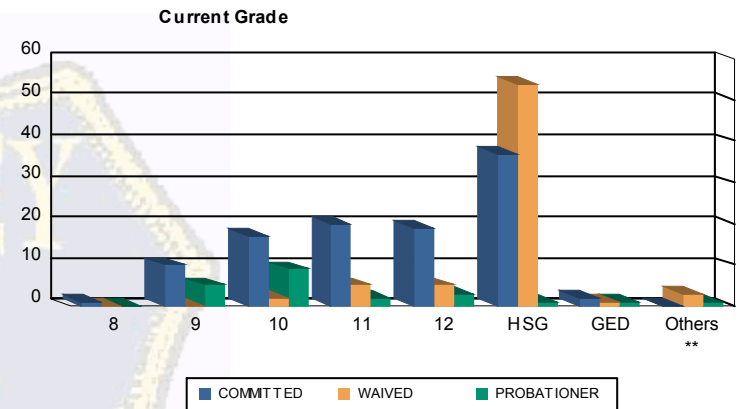
ATL	4	3.88%	0	0.00%	2	2.90%	0	0.00%	3	15.79%	1	33.33%	2	2.02%	0	0.00%	12	4.00%
BER	1	0.97%	0	0.00%	0	0.00%	0	0.00%	0	0.00%	0	0.00%	2	2.02%	0	0.00%	3	1.00%
BUR	4	3.88%	0	0.00%	1	1.45%	0	0.00%	0	0.00%	0	0.00%	8	8.08%	0	0.00%	13	4.33%
CAM	29	28.16%	2	66.67%	6	8.70%	1	100.00%	2	10.53%	0	0.00%	17	17.17%	3	100.00%	60	20.00%
CUM	3	2.91%	0	0.00%	2	2.90%	0	0.00%	1	5.26%	0	0.00%	0	0.00%	0	0.00%	6	2.00%
ESS	21	20.39%	0	0.00%	3	4.35%	0	0.00%	0	0.00%	0	0.00%	18	18.18%	0	0.00%	42	14.00%
GLO	1	0.97%	0	0.00%	0	0.00%	0	0.00%	1	5.26%	0	0.00%	1	1.01%	0	0.00%	3	1.00%
HUD	3	2.91%	1	33.33%	5	7.25%	0	0.00%	1	5.26%	0	0.00%	1	1.01%	0	0.00%	11	3.67%
HUN	1	0.97%	0	0.00%	0	0.00%	0	0.00%	0	0.00%	0	0.00%	1	1.01%	0	0.00%	2	0.67%
MER	3	2.91%	0	0.00%	4	5.80%	0	0.00%	0	0.00%	0	0.00%	4	4.04%	0	0.00%	11	3.67%
MID	10	9.71%	0	0.00%	19	27.54%	0	0.00%	0	0.00%	0	0.00%	12	12.12%	0	0.00%	41	13.67%
MON	2	1.94%	0	0.00%	3	4.35%	0	0.00%	3	15.79%	1	33.33%	2	2.02%	0	0.00%	11	3.67%
MOR	1	0.97%	0	0.00%	0	0.00%	0	0.00%	0	0.00%	0	0.00%	1	1.01%	0	0.00%	2	0.67%
OCE	0	0.00%	0	0.00%	3	4.35%	0	0.00%	2	10.53%	0	0.00%	3	3.03%	0	0.00%	8	2.67%
PAS	11	10.68%	0	0.00%	17	24.64%	0	0.00%	2	10.53%	1	33.33%	15	15.15%	0	0.00%	46	15.33%
SAL	0	0.00%	0	0.00%	1	1.45%	0	0.00%	0	0.00%	0	0.00%	0	0.00%	0	0.00%	1	0.33%
SOM	1	0.97%	0	0.00%	0	0.00%	0	0.00%	0	0.00%	0	0.00%	2	2.02%	0	0.00%	3	1.00%
SUS	0	0.00%	0	0.00%	0	0.00%	0	0.00%	0	0.00%	0	0.00%	1	1.01%	0	0.00%	1	0.33%
UNI	8	7.77%	0	0.00%	3	4.35%	0	0.00%	3	15.79%	0	0.00%	6	6.06%	0	0.00%	20	6.67%
WAR	0	0.00%	0	0.00%	0	0.00%	0	0.00%	1	5.26%	0	0.00%	0	0.00%	0	0.00%	1	0.33%
OTHER	0	0.00%	0	0.00%	0	0.00%	0	0.00%	0	0.00%	0	0.00%	3	3.03%	0	0.00%	3	1.00%
<b>Total</b>	<b>103</b>	<b>100.00%</b>	<b>3</b>	<b>100.00%</b>	<b>69</b>	<b>100.00%</b>	<b>1</b>	<b>100.00%</b>	<b>19</b>	<b>100.00%</b>	<b>3</b>	<b>100.00%</b>	<b>99</b>	<b>100.00%</b>	<b>3</b>	<b>100.00%</b>	<b>300</b>	<b>100.00%</b>





Juvenile Demographics and Statistics

Current Grade	COMMITTED		WAIVED		PROBATIONER		Total
	MALE	FEMALE	MALE	FEMALE	MALE	FEMALE	
8	1 (0.97%)	0 (0.00%)	0 (0.00%)	0 (0.00%)	0 (0.00%)	0 (0.00%)	1 (0.51%)
9	9 (8.74%)	1 (33.33%)	0 (0.00%)	0 (0.00%)	5 (26.32%)	0 (0.00%)	15 (7.58%)
10	17 (16.50%)	0 (0.00%)	2 (2.90%)	0 (0.00%)	7 (36.84%)	2 (66.67%)	28 (14.14%)
11	20 (19.42%)	0 (0.00%)	5 (7.25%)	0 (0.00%)	2 (10.53%)	0 (0.00%)	27 (13.64%)
12	18 (17.48%)	1 (33.33%)	4 (5.80%)	1 (100.00%)	2 (10.53%)	1 (33.33%)	27 (13.64%)
HSG	36 (34.95%)	1 (33.33%)	54 (78.26%)	0 (0.00%)	1 (5.26%)	0 (0.00%)	92 (46.46%)
GED	2 (1.94%)	0 (0.00%)	1 (1.45%)	0 (0.00%)	1 (5.26%)	0 (0.00%)	4 (2.02%)
Others **	0 (0.00%)	0 (0.00%)	3 (4.35%)	0 (0.00%)	1 (5.26%)	0 (0.00%)	4 (2.02%)
<b>Total</b>	<b>103 (100.00%)</b>	<b>3 (100.00%)</b>	<b>69 (100.00%)</b>	<b>1 (100.00%)</b>	<b>19 (100.00%)</b>	<b>3 (100.00%)</b>	<b>198 (100.00%)</b>

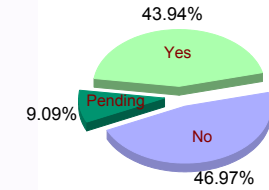


\*\* Includes Aged Out Juveniles and Pending Records

Special Education Services

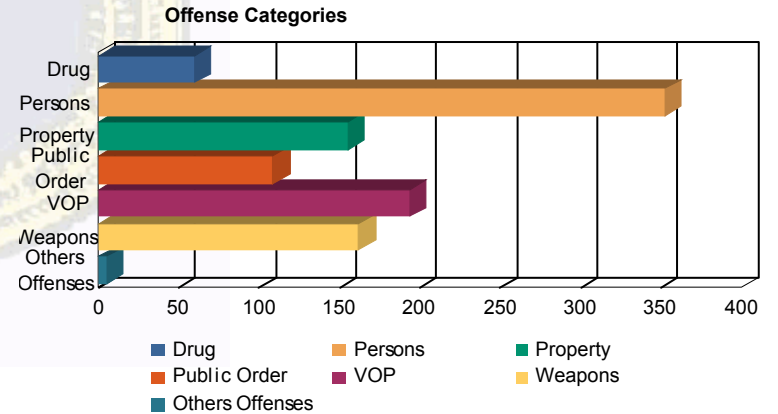
Yes	48 (46.60%)	3 (100.00%)	27 (39.13%)	1 (100.00%)	6 (31.58%)	2 (66.67%)	87 (43.94%)
No	46 (44.66%)	0 (0.00%)	34 (49.28%)	0 (0.00%)	12 (63.16%)	1 (33.33%)	93 (46.97%)
Pending	9 (8.74%)	0 (0.00%)	8 (11.59%)	0 (0.00%)	1 (5.26%)	0 (0.00%)	18 (9.09%)
<b>Total</b>	<b>103 (100.00%)</b>	<b>3 (100.00%)</b>	<b>69 (100.00%)</b>	<b>1 (100.00%)</b>	<b>19 (100.00%)</b>	<b>3 (100.00%)</b>	<b>198 (100.00%)</b>

Special Education



Offense Categories

Drug	44 (5.87%)	0 (0.00%)	10 (4.93%)	0 (0.00%)	6 (9.38%)	0 (0.00%)	60 (5.79%)
Persons	216 (28.84%)	7 (53.85%)	110 (54.19%)	2 (100.00%)	15 (23.44%)	2 (33.33%)	352 (33.94%)
Property	123 (16.42%)	1 (7.69%)	20 (9.85%)	0 (0.00%)	9 (14.06%)	2 (33.33%)	155 (14.95%)
Public Order	86 (11.48%)	2 (15.38%)	13 (6.40%)	0 (0.00%)	7 (10.94%)	1 (16.67%)	109 (10.51%)
VOP	157 (20.96%)	2 (15.38%)	22 (10.84%)	0 (0.00%)	12 (18.75%)	1 (16.67%)	194 (18.71%)
Weapons	120 (16.02%)	1 (7.69%)	28 (13.79%)	0 (0.00%)	13 (20.31%)	0 (0.00%)	162 (15.62%)
Others Offenses	3 (0.40%)	0 (0.00%)	0 (0.00%)	0 (0.00%)	2 (3.13%)	0 (0.00%)	5 (0.48%)
<b>Total *</b>	<b>749 (100.00%)</b>	<b>13 (100.00%)</b>	<b>203 (100.00%)</b>	<b>2 (100.00%)</b>	<b>64 (100.00%)</b>	<b>6 (100.00%)</b>	<b>1,037 (100.00%)</b>



\* Juveniles may have multiple offenses