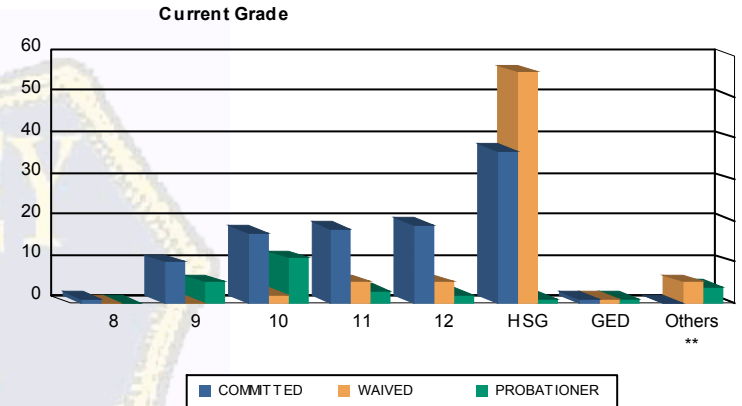




Juvenile Demographics and Statistics

Current Grade	COMMITTED		WAIVED		PROBATIONER		Total
	MALE	FEMALE	MALE	FEMALE	MALE	FEMALE	
8	1 (1.00%)	0 (0.00%)	0 (0.00%)	0 (0.00%)	0 (0.00%)	0 (0.00%)	1 (0.49%)
9	9 (9.00%)	1 (33.33%)	0 (0.00%)	0 (0.00%)	5 (20.83%)	0 (0.00%)	15 (7.35%)
10	17 (17.00%)	0 (0.00%)	2 (2.74%)	0 (0.00%)	9 (37.50%)	2 (66.67%)	30 (14.71%)
11	18 (18.00%)	0 (0.00%)	5 (6.85%)	0 (0.00%)	3 (12.50%)	0 (0.00%)	26 (12.75%)
12	18 (18.00%)	1 (33.33%)	4 (5.48%)	1 (100.00%)	1 (4.17%)	1 (33.33%)	26 (12.75%)
HSG	36 (36.00%)	1 (33.33%)	56 (76.71%)	0 (0.00%)	1 (4.17%)	0 (0.00%)	94 (46.08%)
GED	1 (1.00%)	0 (0.00%)	1 (1.37%)	0 (0.00%)	1 (4.17%)	0 (0.00%)	3 (1.47%)
Others **	0 (0.00%)	0 (0.00%)	5 (6.85%)	0 (0.00%)	4 (16.67%)	0 (0.00%)	9 (4.41%)
Total	100 (100.00%)	3 (100.00%)	73 (100.00%)	1 (100.00%)	24 (100.00%)	3 (100.00%)	204 (100.00%)

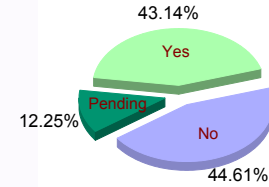


** Includes Aged Out Juveniles and Pending Records

Special Education Services

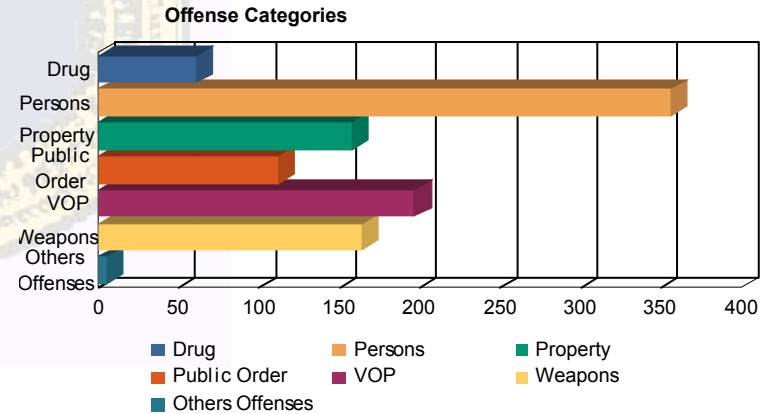
Yes	48 (48.00%)	3 (100.00%)	27 (36.99%)	1 (100.00%)	7 (29.17%)	2 (66.67%)	88 (43.14%)
No	43 (43.00%)	0 (0.00%)	34 (46.58%)	0 (0.00%)	13 (54.17%)	1 (33.33%)	91 (44.61%)
Pending	9 (9.00%)	0 (0.00%)	12 (16.44%)	0 (0.00%)	4 (16.67%)	0 (0.00%)	25 (12.25%)
Total	100 (100.00%)	3 (100.00%)	73 (100.00%)	1 (100.00%)	24 (100.00%)	3 (100.00%)	204 (100.00%)

Special Education



Offense Categories

Drug	45 (5.90%)	0 (0.00%)	10 (4.85%)	0 (0.00%)	6 (9.52%)	0 (0.00%)	61 (5.79%)
Persons	217 (28.44%)	7 (53.85%)	113 (54.85%)	2 (100.00%)	15 (23.81%)	2 (33.33%)	356 (33.81%)
Property	126 (16.51%)	1 (7.69%)	20 (9.71%)	0 (0.00%)	9 (14.29%)	2 (33.33%)	158 (15.00%)
Public Order	89 (11.66%)	2 (15.38%)	13 (6.31%)	0 (0.00%)	7 (11.11%)	1 (16.67%)	112 (10.64%)
VOP	160 (20.97%)	2 (15.38%)	22 (10.68%)	0 (0.00%)	12 (19.05%)	1 (16.67%)	197 (18.71%)
Weapons	123 (16.12%)	1 (7.69%)	28 (13.59%)	0 (0.00%)	12 (19.05%)	0 (0.00%)	164 (15.57%)
Others Offenses	3 (0.39%)	0 (0.00%)	0 (0.00%)	0 (0.00%)	2 (3.17%)	0 (0.00%)	5 (0.47%)
Total *	763 (100.00%)	13 (100.00%)	206 (100.00%)	2 (100.00%)	63 (100.00%)	6 (100.00%)	1,053 (100.00%)



* Juveniles may have multiple offenses