



# **NEW JERSEY RACING COMMISSION**

---

## **SIXTIETH ANNUAL REPORT**

---

FOR THE YEAR ENDING DECEMBER 31, 1999

Christine Todd Whitman  
*Governor*

John J. Farmer, Jr.  
*Attorney General*

Noel Love Gross  
*Chairman*

Samuel M. Cannella • Peter J. Cofrancesco, Jr • Ronald S. Dancer  
Edward R. McGlynn • Daniel A. Monaco • Basil J. Plasteras  
Joseph S. Rodi • John J. Tucker  
*Commissioners*

Francesco Zanzuccki  
*Executive Director*



State of New Jersey  
DEPARTMENT OF LAW AND PUBLIC SAFETY  
DIVISION OF NEW JERSEY RACING COMMISSION  
P.O. Box 088  
TRENTON, NJ 08625-0088

CHRISTINE TODD WHITMAN  
*Governor*

JOHN J. FARMER, JR.  
*Attorney General*

NOEL LOVE GROSS  
*Chairman*

SAMUEL M. CANNELLA  
PETER J. COFRANCESCO, JR.  
RONALD S. DANCER  
EDWARD R. MCGLYNN  
DANIEL A. MONACO  
BASIL J. PLASTERAS  
JOHN J. TUCKER  
*Commissioners*

FRANCESCO ZANZUCCKI  
*Executive Director*

The Honorable Christine Todd Whitman  
Governor of the State of New Jersey  
State House  
Trenton, New Jersey 08625

Dear Governor Whitman:

Pursuant to the provisions of Chapter 17 of the Laws of 1940, as amended and supplemented, the Division of the New Jersey Racing Commission presents herewith its Sixtieth Annual Report, covering the period from January 1, 1999 to December 31, 1999.

Respectfully yours,

Noel Love Gross, Chairman  
Samuel M. Cannella, Commissioner  
Peter J. Cofrancesco, Jr., Commissioner  
Ronald S. Dancer, Commissioner  
Edward R. McGlynn, Commissioner  
Daniel A. Monaco, Commissioner  
Basil J. Plasteras, Commissioner  
John J. Tucker, Commissioner

c: Frank Zanzuccki, Executive Director





CHRISTINE TODD WHITMAN  
*Governor*



JOHN J. FARMER, Jr.  
*Attorney General*

# RACING COMMISSIONERS



Noel Love Gross  
*Chairman*



Samuel M. Cannella  
*Commissioner*




Peter J. Cofrancesco  
*Commissioner*



Ronald S. Dancer  
*Commissioner*



Edward R. McGlynn  
*Commissioner*



Daniel A. Monaco  
*Commissioner*



Basil J. Plasteras  
*Commissioner*



Joseph S. Rodi  
*Commissioner*



John J. Tucker  
*Commissioner*



Francesco Zanzuccki  
*Executive Director*

# General Overview

---

The state of New Jersey completed its sixtieth season of thoroughbred and standardbred racing in 1999.

The New Jersey Racing Commission (“Commission”), as the regulatory agency responsible for overseeing the sports of standardbred and thoroughbred racing in this state, annually awards racing dates to entities to whom it has issued a permit to engage in such activities. At its race dates meeting held in November 1998, and at a supplemental meeting in December 1998, the Commission allocated a total of 564 racing programs for 1999. Thoroughbred racing dates totaled 168 and standardbred racing dates totaled 396. As a result of dates lost to inclement weather, and a request by the Meadowlands Racetrack to reduce its previously approved race schedule by 4 dates, the actual number of dates raced in 1999 was 553.

At its November 12, 1999 annual race dates meeting, the Commission allocated a total of 574 race dates for calendar year 2000. This amount reflects an increase of 10 allocated race dates from the previous year. A total of 170 awarded thoroughbred race dates reflects an increase of 2 allocated dates compared to those allocated for 1999. The 404 standardbred race dates allocated reflects an increase of 8 race dates compared to those allocated for 1999.

The 574 allocated race dates include 6 race dates allocated to the Atlantic City Race Course for 2000. Atlantic City had previously represented that its 1998 five day race meet, due to economic and other considerations, would be its last. However, Atlantic City applied for and was awarded a five day race meet for 1999, and the Commission was pleased to award Atlantic City six race dates for 2000.

Wagering at New Jersey racetracks on New Jersey racing, which includes live as well as simulcasting<sup>1</sup> and common pool wagering<sup>2</sup> events, totaled \$370,656,885 for the 1999 racing year. Wagering in New Jersey on races imported from other jurisdictions totaled \$723,217,205. Thus, total wagering in New Jersey was \$1,093,874,090, reflecting a .6 percent increase from the 1998 wagering totals. Attendance during live racing totaled 2,362,567, representing a 10 percent decrease from 1998.

Wagering on simulcast horse races occurred at nine New Jersey casinos amounted to \$134,196,012 in 1999. Approximately 13 percent (\$17,940,338) of this amount was wagered on races originating from one of the five New Jersey racetracks conducting live racing. The remaining 87 percent (\$116,255,674) was wagered on signals received from out-of-state racing facilities.

Allocations from the Casino Simulcasting Special Fund, accumulated in calendar year 1998, were made in 1999 pursuant to N.J.S.A. 5:12-205d and totaled \$2,254,324.97. The fund, administered and distributed by the Commission, was statutorily created to financially assist racetracks and horsemen organi-

---

<sup>1</sup>“Simulcasting” means a standardbred or thoroughbred horse race conducted at a racetrack (“host track”) which is simultaneously transmitted by picture to one or more racetracks (“guest track”) or outlets other than the host track.

<sup>2</sup>“Common pool wagering” means the combining of the dollars wagered at the host track of a simulcast race, with the dollars wagered at one or more guest tracks or outlets receiving the simulcast horse race, to form a combined pari-mutuel pool for the purposes of determining the odds of each horse competing in the live race at the host track, and the payoffs for winning horses on wagers placed at the host track, guest track(s), and outlets.

zations following the 1992 introduction of casino simulcasting in this state. The 1998 accumulated monies were distributed in 1999 as follows:

- \$119,324.97 to the Thoroughbred Breeder's Association
- \$170,000 to the Thoroughbred Horsemen's Benevolence Association
- \$175,000 to the Atlantic City Racecourse
- \$290,000 to the Standardbred Breeder's & Owner's Association
- \$300,000 to Freehold Raceway
- \$350,000 to Monmouth Park
- \$350,000 to the Meadowlands Racetrack
- \$500,000 to Garden State Park

The Racing Commission, during calendar year 1999 and in accordance with law, has continued to cause certain funds derived from casino simulcasting to be deposited into the Casino Simulcasting Special Fund. The Commission shall cause these funds to be distributed to the eligible racing industry groups, in accordance with the governing statutory criteria, during calendar year 2000.

During the sixty seasons of racing conducted in New Jersey, the State has received hundreds of millions of dollars in revenue from the racing industry. However, in 1994 legislation resulted in most of the revenues from pari-mutuel handle, which previously accrued to the State, being returned to the racing industry (to horsemen and racetracks) to enhance its continued viability. The 1994 legislative action has had a positive impact on the state's racing industry, as well as the ancillary businesses which depend upon racing for their viability.

The attachments to this annual report provide a detailed analysis of the monies wagered on and derived from wagering at the five New Jersey racetracks and nine Atlantic City casino simulcast facilities operational in 1999. Attachments 1A and 1B provide wagering and attendance information for each racetrack. The information in attachments 1C through 1L provides information comparing the last five years of wagering handles (interstate and intrastate simulcasting) at each racetrack, as well as racetrack attendance figures for those same years. Attachment 1M shows the various out-of-state racing venues that are available to be wagered on by New Jersey racetrack patrons, as well as the amounts wagered on those respective races at New Jersey racetracks. Attachment 1N details the distribution of racing related commissions including charity days, while attachment 1O sets forth a more detailed accounting of the commissions or dollars generated on the charity days. Attachments 2A through 2D set forth information on wagering activity at the Atlantic City casino simulcast facilities. The final addendums to this annual report, specifically attachments 3A through 3D, provide a detailed accounting of revenues generated for the state of New Jersey through license revenues and expired pari-mutuel tickets.

# Racing Commission

---

The New Jersey Racing Commission is charged with regulating horse racing and pari-mutuel wagering in New Jersey. It collects and distributes industry related revenues pursuant to law, supervises pari-mutuel operations at all the tracks and the Atlantic City Casino Hub, grants permits to conduct the running of thoroughbred and harness race meetings, approves in-state simulcasting, out-of-state commingled simulcasting and casino simulcasting to pari-mutuel wagering facilities in New Jersey. As noted above, the Commission also allots annual race dates to existing permitholders. It licenses, fingerprints, photographs and screens all personnel working for or connected with track operations, including management, horsemen, owners and prospective stockholders. It oversees the actual conduct of races, supervises the extraction of fluid and blood specimens from horses for chemical analysis and conducts investigations and hearings into matters potentially affecting the integrity of the sport.

By statute, the composition of the Racing Commission includes nine individuals who are appointed by the Governor with the advice and consent of the Senate. The Chairman of the Commission is Noel Love Gross. Samuel M. Cannella, Peter J. Cofrancesco, Jr., Ronald S. Dancer, Edward R. McGlynn, Daniel A. Monaco, Basil J. Plasteras Joseph S. Rodi, and John J. Tucker, serve in the capacity of Commissioners. Joseph S. Rodi and John J. Tucker were appointed to the Commission in January 1999.

The day-to-day operations of the Racing Commission are the responsibility of an Executive Director and his staff. In the past decade, the Commission reduced its staffing level to the extent consistent with its ability to perform its statutory duties. The Commission continues its high level of service to the racing industry mainly due to the continuation of a cross-training program for employees and the streamlining of employee functions in several areas, including utilization of an on-call per diem staff.

The Commission no longer operates with a state budget appropriation. It receives budgetary language allocating receipts from licensing fees and in-state uncashed pari-mutuel tickets which total \$1,405,468 in FY 99. In FY 99, the Commission received supplemental funding from the Department of Law & Public Safety in the amount of \$400,000 to cover a funding shortfall. The receipts and supplemental funding support overall management, administration and licensing operations.

The other operational units of the commission are funded through direct fiscal assessments to the racing associations and horsemen's groups. In FY 99, \$5,324,206 was assessed to these organizations to fund the cost of equine and human drug testing programs (\$2,609,861), an investigative unit (\$452,320), supervision of mutuel functions (\$578,837), race officials (\$912,213) and veterinary services (\$770,975). The commission's overall operating budget in FY 99 was \$7,129,674.

As a result of a favorable referendum vote by the New Jersey citizenry on November 3, 1998, the legislative branch of government now has the ability to enact laws regarding gambling on horse racing without, as previously required by the New Jersey Constitution, submitting the proposed legislation to voters at a special or general election. This ability should enhance racing in New Jersey, as it allows for the timely passage of laws necessary to allow New Jersey to effectively compete with other jurisdictions in the ever-changing racing industry.

Members of the Commission and its staff are active in the premier international racing association known as the Association of Racing Commissioners International ("ARCI"). In October, the Commission hosted the Eastern Regional meeting of the ARCI. Over thirty representatives from the region attended

this meeting in Atlantic City. Common issues confronting racing regulators were discussed during this conference which included presentations by several entities interested in conducting telephone wagering in New Jersey.

Standardbred and thoroughbred racing is conducted at five racetracks in New Jersey as follows: Atlantic City Race Course (thoroughbred only); Freehold Raceway (standardbred only); Garden State Park; Monmouth Park (thoroughbred only) and Meadowlands Racetrack. A number of races of national interest are conducted throughout the year including the Hambletonian held at the Meadowlands Racetrack and the Haskell Invitational at Monmouth Park.

The Meadowlands is recognized as the most prestigious standardbred racing facility in the nation, if not the world, and Monmouth Park's seasonal meet ranks as one of the top ten venues for quality thoroughbred horse racing in North America.

## *Commission's Internal Review*

---

The Commission maintains its own internal audit staff which conducts audits on various racing-related programs. The unit has also proved to be a valuable asset when conducting financial reviews on New Jersey's racetracks, audits on horsemen's organizations that expend funds derived by statute and other Racing Commission administered funds.

The Racing Commission employs an in-house investigative unit which is responsible for assisting in maintaining the integrity of the sport. The group conducts inquiries on potential licensees, administers license checks or sweeps at racetracks, investigates race horse abuse complaints, inspects licensed off-track farms where race horses are situated, provides testimony in litigated matters, and assists other law enforcement authorities and the track security units in conducting their duties.

The Racing Commission appoints racing officials to represent the Commission at the various tracks. In addition to issuing fines for rule infractions, the stewards and judges monitor every horse race run in New Jersey, rule on matters affecting the integrity of racing and licensing matters (such as falsifications of applications). By aggressively pursuing all violations of its rules and regulations, New Jersey is considered one of the most closely monitored and regulated horse racing states in the nation.

The Commission also engages engineers and fire inspectors to conduct safety tests at all the licensed facilities prior to the opening of each race meeting.



# *Organizational Funding*

---

## **NEW JERSEY BREEDERS**

The New Jersey Racing Commission, pursuant to Chapter 19, P.L. 1986, administers the Breeders Award Program, developed for the purpose of improving and promoting the breeding of thoroughbred horses in New Jersey. A percentage of the pari-mutuel betting handle and 50 percent of the unclaimed or expired winning tickets is used to support this program, which is also supplemented by contributions from the two New Jersey Sports and Exposition Authority tracks, namely Monmouth Park and the Meadowlands Racetrack. Additionally, as noted above, the Commission in 1999 awarded monies from the Casino Simulcasting Special Fund to the Thoroughbred Breeder's Association, which under the Commission's oversight utilized these funds to further enhance breeder related initiatives.

## **NEW JERSEY SIRE STAKES**

The New Jersey Sire Stakes Program, administered in the Department of Agriculture, remains one of the top programs of its kind in the country. Races for standardbred horses sired by registered New Jersey stallions were conducted at racetracks in the state during 1999. These non-wagering events were regulated by the Racing Commission officials and post-race testing was performed on selected participants since substantial purse money is offered.

## **BACKSTRETCH IMPROVEMENT FUND**

The Commission administers what is known as the Backstretch Improvement Fund. The Commission reviews and approves expenditures from this fund, which are designed to assist racetrack backstretch workers. To this end, the Commission receives recommendations from a Backstretch Committee, which consists of various industry representatives and salaried workers including qualified drug and alcohol counselors. This program is recognized nationally as one of the most comprehensive and forward-thinking programs offered. In 1999, the Commission continued to respond to requests from other jurisdictions who wish to use the New Jersey program as a model for their own initiatives in this area. This program is funded from three sources as follows: one statutorily designated charity day at each race meet, totaling \$28,519.90 from certain racing-related proceeds; a portion of the pari-mutuel commission, totaling \$104,628; and receipts from fines levied by the Commission on race participants, totaling \$91,144. In total \$195,772 has been contributed to this fund in 1999.

## **CHARITY DAYS FOR DEVELOPMENTALLY DISABLED**

As mandated by statute, the Racing Commission annually allocates racing dates where certain racing-related proceeds are to benefit New Jersey's developmentally disabled. In an effort to maximize revenues, the Commission selected those race dates it felt would generate a sufficient mutuel handle. The total allotted dates in 1999 resulted in \$113,415.33 to be used for this cause.

## **HORSE PARK OF NEW JERSEY/ CARE OF RETIRED HORSES**

As also mandated by statute, a charity racing day is designated at each race meeting for the “Horse Park of New Jersey” (“Horse Park”) and for the “Care of Retired Horses.” The monies in the fund are distributed in the following manner: 50 percent to the Horse Park and 50 percent to the Care of Retired Horses. The amount generated for both funds in 1999 was \$34,444.40.

## **LOCAL EXPENSE FUND**

Pursuant to statute, the Racing Commission also collects funds to be distributed to qualified municipalities to offset increased expenses from the operation of private tracks located in their areas. The funds generated in 1999 totaled \$15,283.

# *Policies & Programs for 1999*

---

Horse racing in New Jersey is a billion dollar industry. It is a dynamic sport constantly challenged by competitive forces. The Commission is mindful of these economic realities when regulating the industry while continuing to preserve the integrity of the sport. Cooperation and communication among industry representatives in the State, as well as with surrounding jurisdictions, is constantly encouraged. This process is evident in racing date allocations, simulcasting request decisions and safety matters.

Safety of the race participants, and maintenance of the integrity of the sport, continues to be a top priority of the Racing Commission Chairman and her fellow Commissioners. The Commission remains committed to developing programs directly related to providing a safer environment for race horses and industry participants. To that end, individuals who believe that a race horse is being mistreated have the opportunity to call a 24 hour “hot line” to report each incident. The matter is then turned over to the Racing Commission investigators for follow-up. This hot-line also allows individuals to anonymously inform the Commission of any illegal practices that may be occurring. In terms of the integrity of the sport, the Commission in 1997 initiated a state-of-the-art program to test the level of total carbon dioxide in race horses. As a result, the Commission believes that the administration of certain foreign substances to the animal has been substantially deterred. These programs effectively continued in 1999.

The Commission in 1999 continued its support of the Veterinarian Advisory Committee which provides expert guidance in the area of veterinary medicine used in the treatment of race horses. It also worked with and closely supervised the Backstretch Advisory Committee, which provides a variety of benefits for the backstretch worker, including on-site drug and alcohol abuse counselors, educational initiatives, recreational opportunities, and the Racetrack Chaplaincy Program.

As part of the regulatory process, the Commission promulgates regulations and issues decisions in the form of rulings following the conduct of a hearing and determination that a statutory violation or infraction of its regulations occurred. Rulings range in substance from smoking in shed row to drugging horses, falsification to fraud, and failure to wear a safety vest to careless riding. In 1999, in addition to

adopting new regulations or adopting amendments to existing regulations, the Commission issued 1573 rulings. These orders were issued as a result of determinations made by the Commission's race officials or, in the event of an appeal of those determinations, following an appeal hearing before the Office of Administrative Law and the rendering of a final decision by the Commission. About 40 cases were heard by the Office of Administrative Law in 1999. The Commission was extremely successful in 1999 in its litigation of contested matters both before the Office of Administrative Law and, in the limited appeals of its final decisions, before the Superior Court of New Jersey, Appellate Division.

The Casino Simulcasting Act, which authorizes New Jersey racetracks to receive common pool wagering on full cards from other jurisdictions' racetracks, permits New Jersey residents to wager on races held at facilities such as Churchill Downs, Pimlico, Laurel, Calder, Gulfstream Park and other major racetracks throughout the nation. Another feature of this legislation authorizes national and in-state racing to be simulcast to operating casinos in Atlantic City. A total of nine casinos offer wagering on horse racing. This action benefits the entire horse racing industry by opening new markets, increasing pari-mutuel wagering, attracting new fans, and generating additional revenue to the State's racetracks and horsemen. The Commission, in addition to revising its promulgated regulations in this area as appropriate, has continued to work with the New Jersey State Casino Control Commission to insure that this activity is conducted in a manner consistent with the best interest of the public and impacted industries.

In 1997, as a result of lengthy consultation with industry representatives and the retention of a hearing officer who rendered a recommendation to it, the Racing Commission pursuant to N.J.S.A. 5:12-204 voted to adopt a regulation to supersede N.J.S.A. 5:12-203(g)2. N.J.S.A. 5:12-203(g)2, a provision within the Casino Simulcasting Act, authorizes the distribution of certain funds derived from the take-out of sums wagered on out-of-state races simulcast to Atlantic City casinos. The distribution formula benefits New Jersey racetracks, as well as the harness and thoroughbred horsemen's groups, through its provision of funds for purse accounts and other programs. The statute authorized a reconsideration by the Commission of that statutory distribution formula. As a result of a hearing conducted in this area, and pursuant to the statute and in compliance with the Administrative Procedures Act, the Commission determined to promulgate a regulation to more equitably distribute the related funds between the horse race breeds. The new regulation became effective with funds accumulated as of 1998. The Commission, to the satisfaction of the impacted industry groups, successfully implemented the terms of this initiative in 1999.

The Commission, in addition to implementing the provisions of the Casino Simulcasting Act and other legislation which inures to the benefit of the racing industry, continued to support new initiatives which may achieve additional beneficial results. For example, the Racing Commission supplied the Racing Industry Study Commission with industry-related information, which special Commission was formed pursuant to Governor Christine Todd Whitman's Executive Order No. 60, to assist that Commission in achieving its mandate.

In 1999, the Racing Commission continued its license application mail-out program reaching approximately 4000 industry licensees and substantially reducing backlog at Commission offices. Also, the Commission in 1999 continued to offer owners the option of procuring a three-year license. Over 1500 individuals have taken advantage of this option, which has helped reduce Commission staff workload during peak periods, and offers owners a convenient alternative to the annual license procedure.

In an effort to streamline the licensing process for owners, the Commission began participation in the ARCI multi-state licensing and fingerprinting program with surrounding jurisdictions. This enables a potential licensee who desires to be licensed in more than one selected state to complete the license process one time only. The other jurisdictions would accept the license application already completed and merely review for compliance with jurisdictional licensing requirements.

The Racing Commission in 1999 continued to participate in education programs for its employees and programs to increase the public's awareness of the Racing Commission's role in regulating the sport.

New Jersey Racing Commission staff developed and implemented a statewide pari-mutuel monitoring system. The year of 1999, a year where enhancements to the system were implemented, was the fourth full year where this system was in place. It has proven to be extremely successful both in terms of efficiency and practicality. This function helps ensure correct payout of pari-mutuel wagering resulting from inter and intra state simulcasting and commingling of pari-mutuel pools as well as in-state pari-mutuel wagering, at all New Jersey race track facilities and casinos participating in casino simulcasting. It also provides for a streamlined financial reporting mechanism which replaces a tedious manual reporting system.

New Jersey's drug testing program is considered to be one of the most comprehensive in the nation. State Police traditionally operate a specialized laboratory staffed by nationally recognized chemists with state-of-the-art equipment. The Racing Commission, in conjunction with the laboratory, continued in 1999 to develop new tests to detect a new generation of substances which may be administered to race horses to impact their performance.

E.L.I.S.A. (Enzyme Linked Immunosorbent Assay) testing is a highly sophisticated methodology for detecting illegal substances which may impact on equine performance. During 1999, 9,782 urine specimens were taken and 25,305 vials of blood were drawn from horses participating in racing in New Jersey. A total of 8 blood gas positives and 13 post race positives occurred where it was determined that an illegal drug was in the horse's system. This incidence of positive tests is significantly lower than the overall sampling results for 1998.

In 1999, the Commission adopted rules 13:70-14A.4 and 13:71-23.4 regarding Split Urine Samples. This allows the owner and/or trainer of a horse that has tested positive to select from Commission approved laboratories and, at their expense, to have the samples tested to either confirm or question the initial findings. In 1999, two such samples were sent out. The New Jersey State Police laboratory had its finding confirmed in both cases.

The New Jersey Racing Commission also conducts random human drug testing. Racing Commission officials, jockeys, drivers and grooms are among the many industry personnel that are randomly selected to provide the Commission with urine samples for drug detection. The purpose of this testing program, in addition to insuring that those testing positive for prohibited substances obtain appropriate assistance, is to preclude individuals from participating in racing with prohibited substances in their systems. In 1999 a total of 1,104 tests were performed, producing seven positives. A comparison of these figures to the Commission's 1998 test results reflects a significantly lower 1999 incidence of positive tests.

# *Plans for 2000*

---

The New Jersey Racing Commission, in 2000, will continue to seek ways to ensure a viable horse race industry through its regulatory process and through an enhanced understanding of the economic forces confronting the industry. The Commission employs top racing officials, utilizes a first-class testing laboratory, maintains an experienced investigative unit, provides licensed and experienced state veterinarians, and has an administrative staff backed by modern, technical support.

The Commission will continue to take under advisement the input from the Backstretch Improvement Committee, and the Veterinarian Advisory Committee. The advice from these groups will aid the Commissioners in their decision making. The Backstretch Improvement Committee will continue to work toward implementation of plans and programs as approved by the Commission. The Veterinarian Committee will continue to monitor matters involved with equine practitioners.

The New Jersey Horse Racing Injury Compensation Board (“HRICB”), created in 1996, is comprised of members of the horsemen’s groups, racetracks, Racing Commission, Attorney General’s Office and New Jersey Department of Insurance. This Board’s initial and primary objective was to implement the requirements of the law for the purpose of providing a blanket policy covering all jockeys, jockey apprentices, drivers and driver/trainers while racing or exercising in New Jersey. Premiums for this coverage were to be garnered from purses paid to owners. Through the efforts of the HRICB and Commission, this coverage became effective January 1, 1997. At the urging of the horsemen’s groups, a number of significant changes were made to the law during 1998 which expanded the group of employees that would be covered by the blanket policy. All racing industry employees of trainers were added to the covered group, with the related cost of coverage to be paid by an assessment upon the trainers. During 1999, the Commission and HRICB proposed regulations to implement these changes brought about by the 1998 amendments to the law. In response, written comments in opposition to the proposed rule amendments were received from the horsemen’s organizations, claiming they came to believe that the costs associated with covering the racing industry employees of trainers would be prohibitive to the majority of the impacted trainers. The Racing Commission and HRICB, having duly considered these comments, determined to adopt the proposed rule amendments in order to achieve compliance with the 1998 law and to insure that workers’ compensation insurance was in place for all industry employees of owners and trainers effective January 1, 2000. However, on January 14, 2000, the law was again amended and the employees of trainers were removed from the blanket coverage. As a result of this amendment, trainers were themselves required to obtain coverage for all employees consistent with state law. The Commission and HRICB, as a result, intend to propose amendments to the related regulations to achieve consistency with the present law.

The HRICB has proven to be a flexible and effective means of implementing the law and providing guidance to the racing industry in the area of workers’ compensation insurance. The Commission continues to participate in the affairs of the HRICB to the extent appropriate, and with a view toward a continuation of its effectiveness.

The Racing Commission licenses approximately 25,000 individuals and entities annually, and efforts will continue in 2000 to streamline this procedure. Among the plans continuing in effect for 2000 is the three-year owners’ licensing and the continued use of a mail-out program. New Jersey will continue with participation in a multi-state licensing program which offers certain individuals the convenience to

file an application for licenses in several states. This program also provides for fingerprint reciprocity, a much sought after cost saving enhancement for racing participants.

The Commission is appointing a committee to look into the feasibility of establishing a thoroughbred training center.

Finally, the Racing Commission, as appropriate, will continue to work to implement legislative initiatives to bolster racing and the ancillary industries racing supports. It will continue to work with neighboring racing states to reduce year-round competition to the extent consistent with improving New Jersey's race product, as well as and the economies of New Jersey racing.

## *New Jersey* *Permitholders*

---

The Commission recognizes that, to the extent that it insures racing is conducted in a fair and responsible manner, the ability of the New Jersey permitholders to attract quality horses and the top human competitors is enhanced. To this end, the Commission shall continue to approve racetrack initiatives and programs which, while in compliance with law and the Commission's regulations, also serve to accomplish these goals.

As demonstrated below, 1999 proved to be a year where New Jersey racetrack permitholders under the Commission's regulatory oversight were able to offer race programs of the highest caliber.

### **FREEHOLD RACEWAY**

Several great horses in 1999 contributed to the success of Freehold Raceway's ("Freehold") harness racing. Of these, Blissfull Hall, an immensely talented and popular three-year-old pacer, achieved superstar status by the end of the year. The Ben Wallace-trained and Ron Pierce-driven speedster won the Cane Pace, the first of the sports pacing Triple Crown events and the biggest of all Freehold stakes. Blissfull Hall added victories in the Messenger and Little Brown Jug to become the ninth Triple Crown winner in history.

Heartbeat Mindale was another of the outstanding three-year-olds which competed at Freehold in 1999. After finishing second to Blissfull Hall in the Cane, the Luc Ouellette-driven star won the \$261,210 James B. Dancer Memorial Pace.

Galleria, the swift four-year-old who paced the fastest mile ever recorded by a filly, showed her ability to carry her great speed beyond a mile by winning the 1 1/16-mile, \$275,000 Classic Distaff in 12:59.4. Another top caliber filly who raced and won at Freehold was harness racing's all-time money winning champion, Moni Maker. This champion horse scored a victory in a \$50,000 leg of the Classic Series open trot.

Tyberwood, a two-year-old, established position as one of the best of Freehold's 1999 freshman class by posting a convincing and dramatic victory in the \$161,952 Battle of Freehold. Finishing second to him was Aces N' Sevens, who went on to win the New Jersey Futurity. The two-year-old talent didn't end

with these two horses as San Gimignano, one of the stars of the New Jersey Sire Stakes series, won the \$170,000 Lou Babic Memorial Pace. Michelle's Fantasy won the \$100,000 Babic Memorial for juvenile fillies.

Pearsall Hanover won the \$159,150 Dexter Cup and the Charles I. Smith Memorial Trot for three-year-olds. Oye Vay took the \$100,000 Joseph V. McLoone Invitational and BJ's Whirlwind, the \$100,000 U.S. Pacing Championship with a 1:51.4 mile.

Lifetime Member capped her Freehold season by winning divisions of the Helen Dancer three-year-old pace and Shady Daisy. Affluence was the other Helen Dancer divisional winner, and Teamtress accounted for the Shady Daisy's second division.

The year also ended up being one to remember for veteran driver Catello Manzi, who was the runaway driver champion of the spring meet despite having suffered severe injuries in the final week. It was his ninth Freehold crown. The head, back, neck and arm injuries kept him sidelined throughout the summer, but he returned with the start of Freehold's fall meet and quickly added crown number ten.

## **GARDEN STATE PARK**

For the first time since reopening in 1985, Garden State Park ("Garden") conducted an abbreviated and modestly-scaled thoroughbred meet of thirty-eight dates in the spring of 1999. This streamlined thoroughbred session extended from March 19 through May 22, with Garden's management placing a priority on strengthening its overnight racing program while reducing the number of stakes events.

Felix Ortiz rode fifty-one winners to claim his fourth straight Garden jockey's title. Faustino Ramos saddled fifteen winners for a second straight trainer's crown.

Garden's fifty-one-date standardbred season ranked among the very best in North America. Because of its well-established series of major stakes races, Garden State over the years has gained a reputation for playing a key role in deciding divisional championships. The year 1999 continued this tradition.

Tyberwood was voted top two-year-old male pacer of the year, and his November victory in the Garden's \$572,400 Governor's Cup ended up serving as the clincher. His winning time of 1:51.4 was just one-fifth of a second shy of The Big Dog's world record of 1:51.3. The Big Dog, a champion, set that standard in the 1996 Governor's Cup. Tyberwood had been purchased as a yearling for \$75,000 and finished up his freshman season with \$871,876 in earnings.

Olle Leven's Dream Of Joy clinched the two-year-old filly trotter of the year honors with her victory in the \$392,400 Goldsmith Maid. She trotted the mile in 1:57 and gave driver Jim Meittinis his first triumph in a major Garden State Park stake.

Royal Wire Products' Fast Photo responded to a flawless drive by Cat Manzi and finished with a flourish to win the \$396,000 Valley Victory Trot for two-year-old colts and geldings. He was timed at 1:56.4 in out stepping another highly regarded juvenile, Credit Winner, by one-half length.

Art's Virtue, a daughter of former champion Artsplace, proved that one doesn't need worlds of experience to win big. In what was only her third lifetime start, Art's Virtue, driven by Hall of Famer John Campbell, set a stakes record of 1:52.4 in winning the Garden's prestigious \$394,100 Three Diamonds Pace for two-year-old fillies.

A Votre Pante won the \$232,250 Nadia Lobell Pace for three-year-old fillies. She was driven by David Miller and trained by Ivan Sugg.

Daniel Dube picked up his first Garden State Park driving title with eighty-two winners, while Ross Croghan topped the trainers list by sending out twenty-three winners.

## **MEADOWLANDS RACETRACK/MONMOUTH PARK**

The 1999 Meadowlands Racetrack's ("Meadowlands") thoroughbred meet closed with purses at an all-time high, with \$222,236 distributed nightly. Average daily overnight purses saw an increase of 12.4 percent, which helped fuel a 4.1 percent increase in field size to an average of 7.86 per race. Total average daily handle was ahead slightly over last year's numbers as \$2,094,000 was wagered nightly, an increase of .075 percent over 1998 averages. Total attendance dipped slightly by 2.8 percent as an average of 8,213 people attended the races. On-track handle also showed a small decline as an average of \$579,031 was wagered at the Meadowlands, a slip of 4.9 percent.

The meet saw some significant accomplishments for the people involved in thoroughbred racing as Jorge Chavez, one of the leading contenders for the Eclipse Award as outstanding jockey of the year, captured the two premier events (The Meadowlands Cup riding Pleasant Breeze, and The Pegasus riding Forty One Carats). Joe Bravo set a new record at the meet by capturing his seventh riding title, a record for the East Rutherford facility.

The prestigious Meadowlands harness meet drew to a record-setting close in August 1999 with the running of the seventy-fourth edition of the Hambletonian. Two industry records fell as Self Possessed posted the fastest trotting mile in harness history in the \$1 million Hambletonian, and the total handle of \$7,132,583 set the mark as the highest in the sport. Self Possessed commanded the lead at the half and drew off to a five and a half-length victory in 1:51.3. The lightning fast colt gave the team of driver Mike Lachance and trainer Ron Gurfein their third Hambletonian win.

With the \$1 million Haskell Invitational at Monmouth Park raced the day after the Hambletonian, New Jersey Sports and Exposition Authority tracks produced a total weekend handle of \$17,488,462. A total of 59,625 guests passed through the Meadowlands and Monmouth Park turnstiles to watch the tracks' marquis events. Breeders Crown Day [July 31] set the tone for the 1999 Hambletonian Festival, producing a total handle of \$6,576,351, the third highest in history, and completed a two-day weekend for a total of \$11,756,801. In addition to Hambletonian Day, five of the top ten all-time highest harness handles, all exceeding \$5.8 million, were recorded this meet, including: \$6,576,351 [third highest on July 31], \$6,353,988 [No.6 on July 17], \$5,997,948 [No.8 on April 17], \$5,977,033 [No.9 on April 3] and \$5,859,812 [No.10 on April 10].

More than \$540 million was wagered on 150 dates of Meadowlands harness racing meet for an average of \$3.6 million daily, an increase of 15 percent over 1998. Saturday nights continued to top the track's business with a nightly wagering average of \$5.4 million in 1999. Total purse distribution for the meet exceeded \$44 million, an average of \$295,000 daily, including \$188,000 in overnight purses, up for an eighth straight year. Purse increases – two for a total of 20 percent – spurred one of the highest quality meets in history. Field size rose by more than one percent to an average of 9.25 horses per race. And all claiming records were smashed as the total number of claims reached 506 [up 35 percent from 1998] for a total of \$17,100,520 [up 44 percent]. The state of New Jersey benefited with sales tax of \$586,484.

Bettors at the Meadowlands also found more value in 1999. The percentage of winning favorites dropped eight-tenths of a percent to 34.1 percent. Odds-on favorites (winners paying less than \$4), dropped from 207 in 1998 to 158 in 1999, a decline of 24 percent. Horses with payoffs of \$25 or more increased 10 percent to 221 from 201 in 1998.



The 1999 Meadowlands Pace produced one of the most exciting finishes in the race's history as The Panderosa set a stakes mark and equaled the track record with a 1:49.3 mile in the track's \$1 million signature event. The three-year-old colt endured a rough first-over trip the whole way and still charged home in 26 seconds for a two and three-quarter-length victory, prompting a standing ovation from the crowd. The Panderosa was trained by Brett Pelling, who also won the event in 1995 with David's Pass and 1997 with Dream Away. The victory was a particularly sweet one for five-time leading Meadowlands owner Bob Glazer, who had never won the Meadowlands Pace. It was the fifth victory in the prestigious event for driver John Campbell, who won the Pace in 1982 with Hilarion, 1989 with Dexter Nukes, 1994 with Cam's Card Shark and 1995 with David's Pass. The Meadowlands Pace crowd of 21,319 wagered \$1,916,563 on-track toward a total harness handle of \$6,353,987, of which \$964,975 was bet into the Pace pool alone.

For the first time in six years, the Meadowlands driving title went to someone other than a seasoned Hall of Famer. Thirty-four-year-old Luc Ouellette of Fort Lee, New Jersey locked up his first Meadowlands driving title, with a 46-win margin over 15-time leading driver John Campbell and his uncle, Mike Lachance. Campbell and Lachance were tied for second with 197 victories each. In only his third full season at the Meadowlands, Ouellette became the fifth driver in Meadowlands history to win 200 races in a single season. He amassed more than \$5.7 million in earnings. Ouellette captured his second straight Breeders Crown Pace with Red Bow Tie and also took the Presidential, William R. Haughton and US Pacing Championship with the defending Pacer of the Year. Red Bow Tie accounted for two of the fastest miles of the year and two of only three sub-1:49 miles, 1:48.2 in the Haughton Final and 1:48.4 in the US Pacing Championship. Ouellette's other stakes victories included the White Ruffles, Horse & Groom, Su Mac Lad, Four Leaf Clover, Blossom, Fight The Foe and Seatrain finals.

Ross Croghan achieved his first Meadowlands training title and shattered the record for the most starters in one meet. He wrapped up the meet with 109 victories from 717 starters, a 44-win lead over the second leading conditioner, Mark Kesmodel. One of the brightest stars of the meet for Croghan was the four-year-old trotting gelding Mister Goal, who trotted to victory in 1:52.2 on May 7, setting a world record and defeating reigning Horse of the Year Moni Maker in the process. Croghan also enjoyed success with older pacer BJ's Whirlwind, North America's third-leading money-winner.

Bob Glazer, who races as the Peter Pan Stables, topped the Meadowlands owner standings for the fifth consecutive year in 1999. The Panderosa provided Glazer with his greatest Meadowlands win when he captured the \$1 million Meadowlands Pace on July 17. The three-year-old colt also took the \$1 million North America Cup at Woodbine. Glazer's free for all pacer Noble Ability won the Graduate and Classic Series finals, defeating Red Bow Tie both times. Glazer, who campaigned the great pacing filly Mystical Maddy, sent out an arsenal of talented two and three-year-old fillies. His freshman homebred Panything Goes took the \$461,400 Sweetheart, while French Panicure captured the \$400,000 Mistletoe Shalee. Glazer finished the meet with 52 wins, 21 more than runner-up Clifford Siegel.

## **ATLANTIC CITY RACE COURSE**

The 1999 Turf Festival, run in late May, was a huge success. The country fair setting, higher purses, fuller fields and competitive racing were reflective of the Atlantic City Race Course's history for providing a quality race meet. While Atlantic City's meet constituted the shortest race offering in New Jersey, consisting of five thoroughbred race dates, the public responded favorably to the race offerings and family-oriented atmosphere.



# Conclusion

---

New Jersey's racing community again approached the 1999 racing season in recognition of the challenges affecting the industry. These include increased competition from casino facilities, regional racing date conflicts, the financial well-being of some racing facilities within the State, and the number of fit horses available to compete in the races. In addition, the growth of full card common pool wagering and simulcasting has continued to challenge the Commission to maintain the delicate balance between live racing and simulcasting. The Commissioners through their initiative and awareness of these problems, have enabled New Jersey to maintain its position as one of the major racing states in the nation.

Legislative changes in areas impacting racing were proposed in 1999, and additional changes may be proposed in 2000. As the regulatory agency with primary oversight responsibility for racing, the Commission will take appropriate actions to insure that any initiatives acted upon favorably by the legislature are effectively implemented.

The foundation was laid for a successful 2000 racing year in New Jersey. Through continuing innovations and procedures, the integrity of the sport will be protected as we enter the new millennium.

# NEW JERSEY 1999 THOROUGHBRED RACING DATES

## Garden State Park

March 19 through May 22

Dark: Sundays, Mondays and Tuesdays

38 Dates

## Atlantic City Racing Association\*

May 24 through May 28

5 Dates

## Monmouth Park

May 29 through September 5

Dark: Mondays and Tuesdays

June 2, 3

(Except Monday, May 31 and July 5)

72 Dates

## Meadowlands Racetrack

September 6 through November 20

Dark: Sundays and Mondays

September 7, 8, 9

53 Dates

Total Thoroughbred Dates:

168 Dates

Total Programs:

**560 Dates**

*(Thoroughbred and Harness)*

(\*On 12-16-98 ACRA was allocated a five-day meet)

# NEW JERSEY 1999 HARNESS RACING DATES

Atlantic City Harness, Inc.

January 1 through May 31

Dark: Sundays, Mondays, Tuesdays—January, February  
Sundays, Mondays—March, April, May  
(Except Mon., Feb. 15, Tues., Feb. 23\*, and Mon. May 31)

102 Dates

Freehold Raceway

August 12 through December 31

Dark: Sundays and Mondays—August, September, October  
Tuesday, September 7  
Sundays, Mondays, Tuesdays—November, December  
November 25  
December 25

91 Dates

Meadowlands Racetrack

January 1 through August 7

Dark: Sundays and Mondays—January  
Mondays and Tuesdays—February, March, April, May  
April 4  
May 17 through May 27 (Open Monday, May 31)  
June 1 and June 19

Dark: Sundays and Mondays--June, July, August

147 Dates\*\*

Garden State Park

August 27 through December 18

Dark: Sundays, Mondays, Tuesdays—August, September  
Sunday, Monday, Tuesdays, Wednesdays—beginning October 13  
Sundays through Thursdays—beginning November 25

52 Dates

Total Harness Dates

---

392 Dates

\*(On 2-17-99 FRA was allocated one date)

\*\* (On 10-20-99 MDLS reduced the dates of: 12/26, 29, 30, 31/99)

**ATTACHMENT 1A**

**New Jersey Live and Simulcasting Meets  
Gross Handle Summary - 1999**

FINAL NJ - TRACK	RACING PERIOD	DAYS	GROSS HANDLE	OUT-OF-STATE GENERATED	N J HANDLE	ON-TRACK LIVE	TO N J TRACKS	TO A C	TO A C H I	TO F R A	TO G S P	TO M D L S	TO M P	ON TRACK ATTENDANCE
<b>T-BRED TRACK</b>														
A C R A	5/24 - 5/29	5	3,101,859	2,056,564	1,045,295	525,865	519,430	0	71,995	0	76,659	255,995	114,781	8,415
G S P	3/19 - 5/22	38	43,918,280	32,287,991	11,630,289	4,755,698	6,874,591	291,288	859,535	0	0	4,742,307	981,461	78,295
M D L S	9/6 - 11/20	51	105,825,629	69,431,808	36,393,821	29,303,773	7,090,048	487,339	0	1,746,853	1,924,617	0	2,931,239	266,870
M P	5/29 - 9/5	72	273,099,771	185,958,239	87,141,532	68,829,851	18,311,681	1,050,792	0	0	2,934,730	14,326,159	0	709,908
<b>SUB-TOTAL (T)</b>		<b>166</b>	<b>\$425,945,539</b>	<b>\$289,734,602</b>	<b>\$136,210,937</b>	<b>\$103,415,187</b>	<b>\$32,795,750</b>	<b>\$1,829,419</b>	<b>\$931,530</b>	<b>\$1,746,853</b>	<b>\$4,936,006</b>	<b>\$19,324,461</b>	<b>\$4,027,481</b>	<b>1,063,488</b>
<b>HARNESS TRACK</b>														
A C H I	1/1 - 5/31	101	78,642,381	47,101,251	31,541,130	18,283,738	13,257,392	332,465	0	0	1,624,069	9,775,848	1,525,010	201,301
F R A	8/12 - 12/31	90	64,305,949	34,529,725	29,776,224	18,648,100	11,128,124	367,979	0	0	1,340,873	8,506,439	912,833	181,002
G S P	8/27 - 12/18	51	69,389,470	51,459,466	17,930,004	4,961,169	12,968,835	206,398	0	3,001,659	0	8,925,574	835,204	95,124
M D L S	1/1 - 8/7	145	447,592,196	292,393,606	155,198,590	127,076,572	28,122,018	1,147,950	10,516,945	4,862,355	6,618,751	0	4,976,017	821,652
<b>SUB-TOTAL (H)</b>		<b>387</b>	<b>\$659,929,996</b>	<b>\$425,484,048</b>	<b>\$234,445,948</b>	<b>\$168,969,579</b>	<b>\$65,476,369</b>	<b>\$2,054,792</b>	<b>\$10,516,945</b>	<b>\$7,864,014</b>	<b>\$9,583,693</b>	<b>\$27,207,861</b>	<b>\$8,249,064</b>	<b>1,299,079</b>
<b>TOTAL LIVE-99</b>		<b>553</b>	<b>\$1,085,875,535</b>	<b>\$715,218,650</b>	<b>\$370,656,885</b>	<b>\$272,384,766</b>	<b>\$98,272,119</b>	<b>\$3,884,211</b>	<b>\$11,448,475</b>	<b>\$9,610,867</b>	<b>\$14,519,699</b>	<b>\$46,532,322</b>	<b>\$12,276,545</b>	<b>2,362,567</b>
<b>OUT-OF-STATE SIGNAL RECEIVED</b>														
A C H I (H) L	1/1 - 5/25	2,194	45,336,446	0	45,336,446									
A C R A (T)	1/1 - 5/25	2,133	9,639,765	0	9,639,765									
A C R A (T) L	5/26 - 5/30	132	646,904	0	646,904									
A C R A (T)	5/31 - 12/31	3,713	14,887,244	0	14,887,244									
<b>ACRA TOTAL</b>		<b>5,978</b>	<b>25,173,913</b>	<b>0</b>	<b>25,173,913</b>									
F R A (H)	5/26 - 8/12	1,261	17,631,233	0	17,631,233									
F R A (H) L	8/13 - 12/31	2,262	42,748,229	0	42,748,229									
<b>FRA TOTAL</b>		<b>3,523</b>	<b>60,379,462</b>	<b>0</b>	<b>60,379,462</b>									
G S P (H)	5/24 - 9/3	1,844	21,654,269	0	21,654,269									
G S P (H) L	9/4 - 12/18	2,070	27,831,216	0	27,831,216									
		3,914	49,485,485	0	49,485,485									
G S P (T) L	1/1 - 5/23	2,283	38,745,054	0	38,745,054									
G S P (T)	12/19 - 12/31	154	2,350,330	0	2,350,330									
<b>GSP TOTAL</b>		<b>6,351</b>	<b>90,580,869</b>	<b>0</b>	<b>90,580,869</b>									
M D L S (H) L	1/1 - 8/8	2,805	228,262,200	0	228,262,200									
M D L S (H)	12/13 - 12/25	493	35,053,733	0	35,053,733									
		3,298	263,315,933	0	263,315,933									
M D L S (T)	8/9 - 9/10	423	30,062,116	0	30,062,116									
M D L S (T) L	9/11 - 12/12	933	73,188,610	0	73,188,610									
		1,356	103,250,726	0	103,250,726									
<b>MDL TOTAL</b>		<b>4,654</b>	<b>366,566,659</b>	<b>0</b>	<b>366,566,659</b>									
M P (T)	1/1 - 5/22	1,444	48,055,142	0	48,055,142									
M P (T) L	5/23 - 9/7	966	54,675,139	0	54,675,139									
M P (T)	9/8 - 12/31	1,132	32,449,575	0	32,449,575									
<b>MP TOTAL</b>		<b>3,542</b>	<b>135,179,856</b>	<b>0</b>	<b>135,179,856</b>									
<b>TOTAL SIGNAL REC'D</b>		<b>26,242</b>	<b>\$723,217,205</b>	<b>\$0</b>	<b>\$723,217,205</b>	<b>\$0</b>	<b>\$0</b>	<b>\$0</b>	<b>\$0</b>	<b>\$0</b>	<b>\$0</b>	<b>\$0</b>	<b>\$0</b>	<b>0</b>
<b>TOTAL 1999</b>		<b>26,795</b>	<b>\$1,809,092,740</b>	<b>\$715,218,650</b>	<b>\$1,093,874,090</b>	<b>\$272,384,766</b>	<b>\$98,272,119</b>	<b>\$3,884,211</b>	<b>\$11,448,475</b>	<b>\$9,610,867</b>	<b>\$14,519,699</b>	<b>\$46,532,322</b>	<b>\$12,276,545</b>	<b>2,362,567</b>

L = Generated during the period of Live Racing

FIGURES THRU: Dec-99

## On-Track Handle & Attendance 1999

Meets	Racing Dates	Handle	Average Daily Handle	Attendance	Average Daily Attendance
<b>THOROUGHBRED</b>					
Atlantic City Racing Assoc.	5	\$525,865	\$105,173	8,415	1,683
Garden State Park	38	4,755,698	125,150	78,295	2,060
Meadowlands	51	29,303,773	574,584	266,870	5,233
Monmouth Park Jockey Club	72	68,829,851	955,970	709,908	9,860
<b>THOROUGHBRED TOTALS</b>	166	<b>\$103,415,187</b>		<b>1,063,488</b>	
<b>HARNESSES</b>					
Atlantic City Harness, Inc.	101	\$18,283,738	\$181,027	201,301	1,993
Freehold Raceway	90	18,648,100	207,201	181,002	2,011
Garden State Park	51	4,961,169	97,278	95,124	1,865
Meadowlands	145	127,076,572	876,390	821,652	5,667
<b>HARNESSES TOTALS</b>	387	<b>\$168,969,579</b>		<b>1,299,079</b>	
<b>Total On-track</b>	553	<b>\$272,384,766</b>			
<b>Total NJ Track Simulcasting</b>		<b>\$98,272,119</b>			
<b>Gross New Jersey Track Handle</b>		<b>\$370,656,885</b>			
			<b>Total On-Track Attendance:</b>	<b>2,362,567</b>	

ATTACHMENT 1C

## 5-Year Comparison New Jersey Thoroughbred Tracks

ATLANTIC CITY RACING ASSOCIATION	1995 - 57 NIGHTS	1996 - 49 NIGHTS	1997 - 29 NIGHTS	1998 - 5 NIGHTS	1999 - 5 NIGHTS
<i>Total Mutuel Handle</i>	\$22,377,193	\$20,218,594	\$10,254,112	\$1,247,522	\$1,045,295
<i>Daily Average Mutuel Handle</i>	\$392,582	\$412,624	\$353,590	\$249,504	\$209,059
<i>Total Attendance</i>	160,632	132,096	79,663	14,584	8,415
<i>Daily Average Attendance</i>	2,818	2,696	2,747	2,917	1,683
MONMOUTH PARK JOCKEY CLUB	1995 - 72 DAYS	1996 - 72 DAYS	1997 - 72 DAYS	1998 - 77 DAYS	1999 - 72 DAYS
<i>Total Mutuel Handle</i>	\$116,533,195	\$110,021,698	\$98,475,988	\$98,630,578	\$87,141,532
<i>Daily Average Mutuel Handle</i>	\$1,618,517	\$1,528,079	\$1,367,722	\$1,280,917	\$1,210,299
<i>Total Attendance</i>	689,344	714,106	739,154	765,225	709,908
<i>Daily Average Attendance</i>	9,574	9,918	10,266	9,938	9,860
NJ SPORTS & EXPOSITION AUTHORITY	1995 - 66 NIGHTS	1996 - 68 NIGHTS	1997 - 68 NIGHTS	1998 - 66 NIGHTS	1999 - 51 NIGHTS
<i>Total Mutuel Handle</i>	\$68,723,913	\$59,538,026	\$47,865,021	\$47,462,694	\$36,393,821
<i>Daily Average Mutuel Handle</i>	\$1,041,271	\$875,559	\$703,897	\$719,132	\$713,604
<i>Total Attendance</i>	408,130	372,819	437,653	307,084	266,870
<i>Daily Average Attendance</i>	6,184	5,483	6,436	4,653	5,233
GARDEN STATE PARK	1995 - 75 NIGHTS	1996 - 64 NIGHTS	1997 - 62 NIGHTS	1998 - 63 NIGHTS	1999 - 38 NIGHTS
<i>Total Mutuel Handle</i>	\$39,325,742	\$27,260,234	\$22,071,424	\$18,832,929	\$11,630,289
<i>Daily Average Mutuel Handle</i>	\$524,343	\$425,941	\$355,991	\$298,935	\$306,060
<i>Total Attendance</i>	246,936	185,038	181,734	148,008	78,295
<i>Daily Average Attendance</i>	3,292	2,891	2,931	2,349	2,060

## 5-Year Comparison New Jersey Harness Tracks

FREEHOLD RACING ASSOCIATION	1995 - 99 DAYS	1996 - 100 DAYS	1997 - 99 DAYS	1998 - 92 DAYS	1999 - 90 DAYS
<i>Total Mutuel Handle</i>	\$44,905,148	\$41,553,371	\$37,245,778	\$32,087,269	\$29,776,224
<i>Daily Average Mutuel Handle</i>	\$453,587	\$415,534	\$376,220	\$348,775	\$330,847
<i>Total Attendance</i>	226,367	215,625	199,952	187,619	181,002
<i>Daily Average Attendance</i>	2,287	2,156	2,020	2,039	2,011
ATLANTIC CITY HARNESS, INC.	1995 - 107 DAYS	1996 - 102 DAYS	1997 - 106 DAYS	1998 - 97 DAYS	1999 - 101 DAYS
<i>Total Mutuel Handle</i>	\$50,777,716	\$44,266,678	\$40,470,157	\$35,002,365	\$31,541,130
<i>Daily Average Mutuel Handle</i>	\$474,558	\$433,987	\$381,794	\$360,849	\$312,288
<i>Total Attendance</i>	244,192	213,124	224,356	199,907	201,301
<i>Daily Average Attendance</i>	2,282	2,089	2,117	2,061	1,993
NJ SPORTS & EXPOSITION AUTHORITY	1995 - 181 NIGHTS	1996 - 166 NIGHTS	1997 - 162 NIGHTS	1998 - 153 NIGHTS	1999 - 145 NIGHTS
<i>Total Mutuel Handle</i>	\$239,399,573	\$203,655,621	\$186,245,949	\$171,702,994	\$155,198,590
<i>Daily Average Mutuel Handle</i>	\$1,322,650	\$1,226,841	\$1,149,666	\$1,122,242	\$1,070,335
<i>Total Attendance</i>	1,196,189	979,238	923,237	922,646	821,652
<i>Daily Average Attendance</i>	6,609	5,899	5,699	6,030	5,667
GARDEN STATE PARK	1995 - 53 NIGHTS	1996 - 55 NIGHTS	1997 - 51 NIGHTS	1998 - 51 NIGHTS	1999 - 51 NIGHTS
<i>Total Mutuel Handle</i>	\$30,386,798	\$27,300,148	\$24,449,275	\$20,351,470	\$17,930,004
<i>Daily Average Mutuel Handle</i>	\$573,336	\$496,366	\$479,398	\$399,048	\$351,569
<i>Total Attendance</i>	127,699	121,343	93,552	80,552	95,124
<i>Daily Average Attendance</i>	2,409	2,206	1,834	1,579	1,865
TOTALS USED IN CHARTS == =>					
NEW JERSEY TRACK HANDLE	\$612,429,278	\$533,814,370	\$467,077,704	\$425,317,821	\$370,656,885
ON TRACK ATTENDANCE	3,299,489	2,933,389	2,879,301	2,625,625	2,362,567

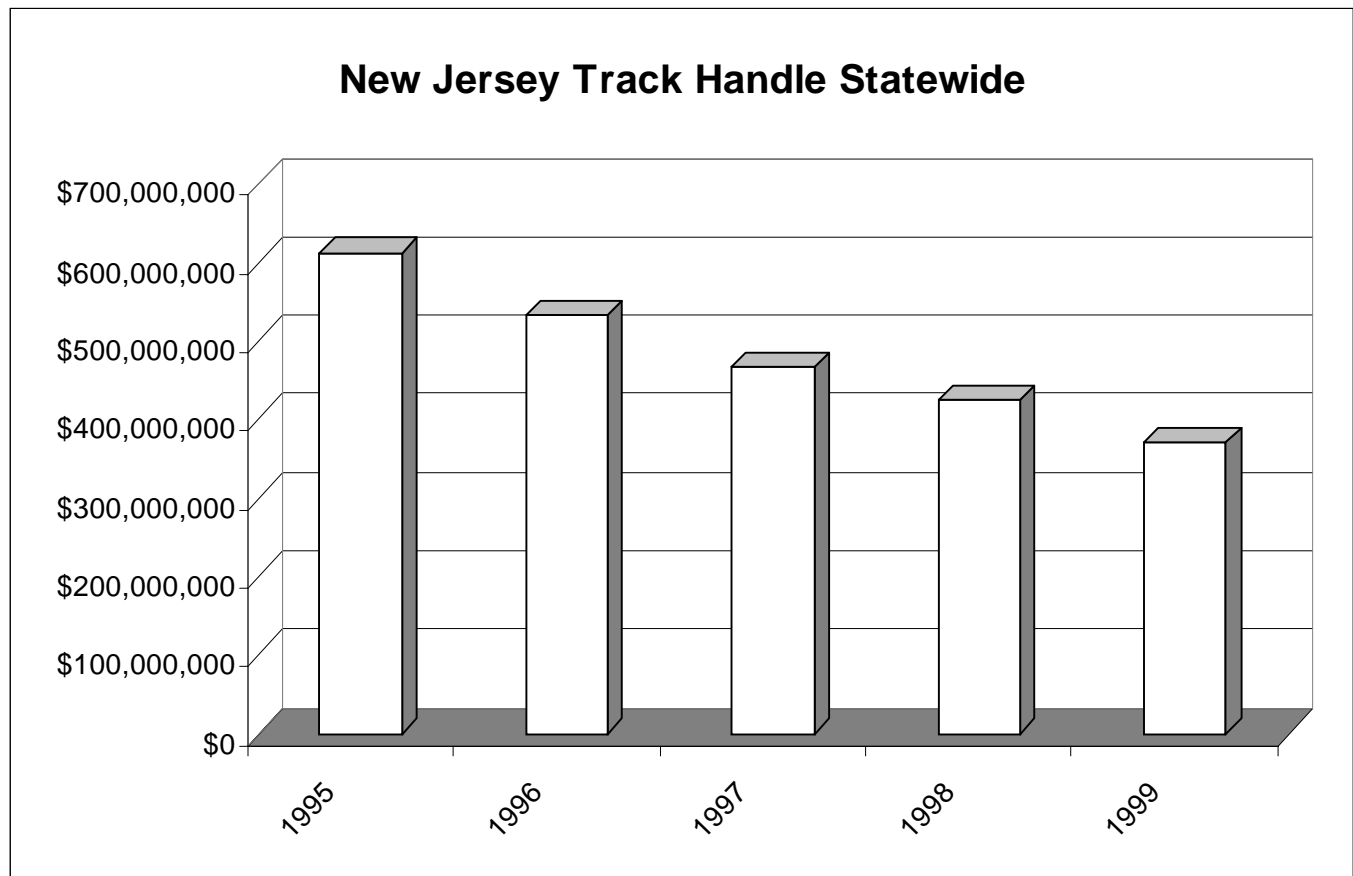
NOTE: 1999 figures through 12-31-99

**ATTACHMENT 1D**

**New Jersey Track Handle Statewide**

	1995	1996	1997	1998	1999
Atlantic City Harness	\$50,777,716	\$44,266,678	\$40,470,157	\$35,002,365	\$31,541,130
Atlantic City Racecourse	22,377,193	20,218,594	10,254,112	1,247,522	1,045,295
Freehold Raceway	44,905,148	41,553,371	37,245,778	32,087,269	29,776,224
Garden State Park	69,712,540	54,560,382	46,520,699	39,184,399	29,560,293
Meadowlands Racetrack	308,123,486	263,193,647	234,110,970	219,165,688	191,592,411
Monmouth Park	116,533,195	110,021,698	98,475,988	98,630,578	87,141,532
<b>TOTAL</b>	<b>\$612,429,278</b>	<b>\$533,814,370</b>	<b>\$467,077,704</b>	<b>\$425,317,821</b>	<b>\$370,656,885</b>

**ATTACHMENT 1E**



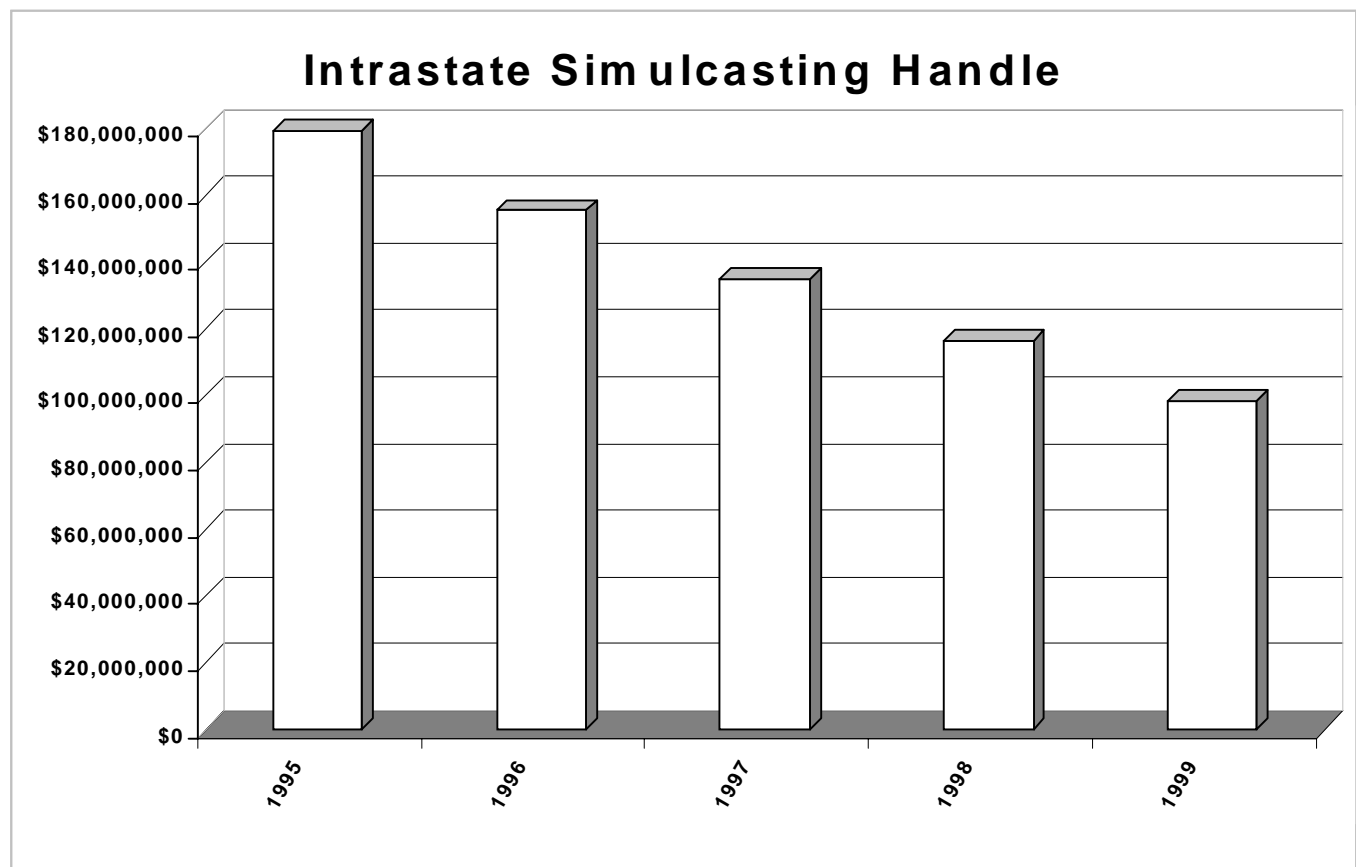


**ATTACHMENT 1F**

**Intrastate Simulcasting Handle**

	1995	1996	1997	1998	1999
Atlantic City Harness	\$14,297,939	\$13,865,519	\$13,387,392	\$11,987,651	\$13,257,392
Atlantic City Racecourse	2,642,415	5,767,758	5,114,202	4,571,121	519,430
Freehold Raceway	20,560,465	14,795,740	12,648,919	11,260,405	11,128,124
Garden State Park	35,680,934	25,819,274	20,905,969	17,469,686	19,843,426
Meadowlands Racetrack	88,905,534	78,041,755	67,030,705	57,414,741	35,212,066
Monmouth Park	17,215,630	17,107,321	15,780,596	13,853,013	18,311,681
<b>TOTAL</b>	<b>\$179,302,917</b>	<b>\$155,397,367</b>	<b>\$134,867,783</b>	<b>\$116,556,617</b>	<b>\$98,272,119</b>

**ATTACHMENT 1G**

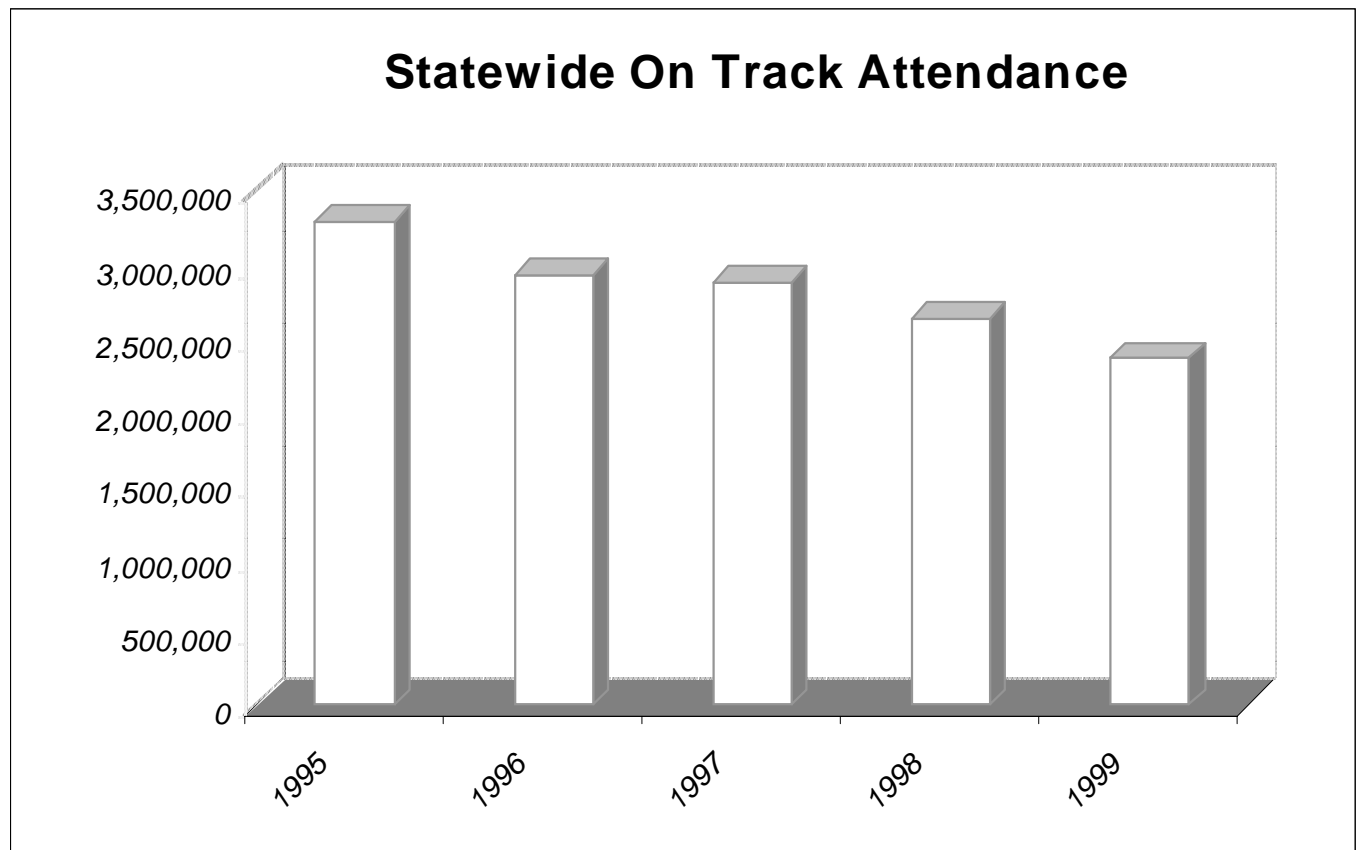


**ATTACHMENT 1H**

**Statewide On Track Attendance**

	1995	1996	1997	1998	1999
Atlantic City Harness	244,192	213,124	224,356	199,907	201,301
Atlantic City Racecourse	160,632	132,096	79,663	14,584	8,415
Freehold Raceway	226,367	215,625	199,952	187,619	181,002
Garden State Park	374,635	306,381	275,286	239,866	173,419
Meadowlands Racetrack	1,604,319	1,352,057	1,360,890	1,229,730	1,088,522
Monmouth Park	689,344	714,106	739,154	765,225	709,908
<b>TOTAL</b>	<b>3,299,489</b>	<b>2,933,389</b>	<b>2,879,301</b>	<b>2,636,931</b>	<b>2,362,567</b>

**ATTACHMENT 1I**



## Inter-State Wagering 1999

Meet	Racing Dates	Handle
<b>THOROUGHBRED</b>		
Monmouth Park Jockey Club	72	\$135,179,856
Atlantic City Racing Assoc.	5	25,173,913
Meadowlands	51	103,250,726
Garden State Park	38	41,095,384
<b>Sub-Total Thoroughbred Tracks</b>	166	\$304,699,879
<b>HARNESS</b>		
Atlantic City Harness, Inc.	101	45,336,446
Freehold Raceway	90	60,379,462
Garden State Park	51	49,485,485
Meadowlands	145	263,315,933
<b>Sub-Total Harness Tracks</b>	387	\$418,517,326
<b>Total Inter-State Wagering</b>	553	\$723,217,205

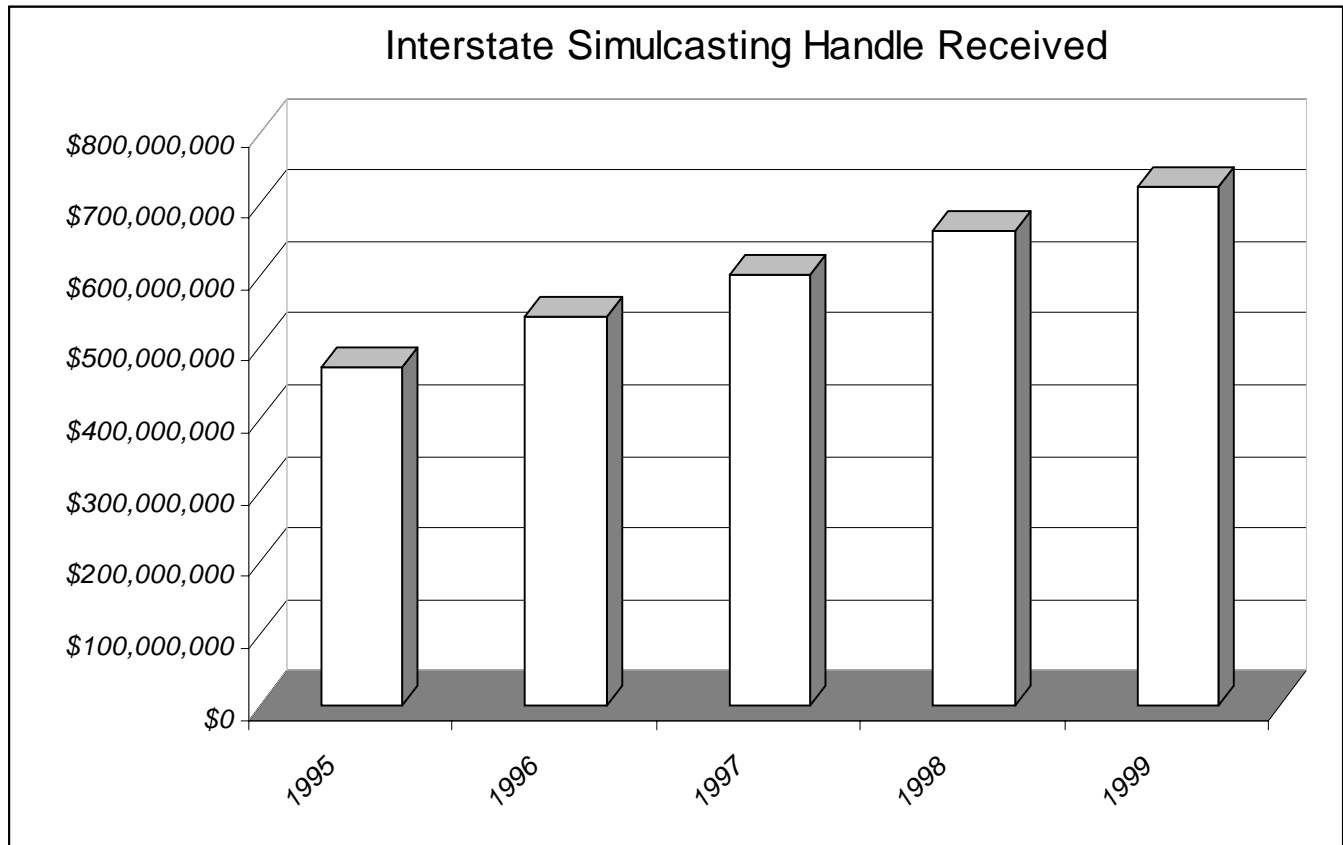
NOTE: Interstate wager is Gross Handle, from All-sources, less NJ Handle

**ATTACHMENT 1K**

## Interstate Simulcasting Handle Received

	1995	1996	1997	1998	1999
Atlantic City Harness	\$30,232,516	\$32,872,318	\$38,847,338	\$42,928,846	\$45,336,446
Atlantic City Racecourse	4,211,142	18,872,823	21,518,573	22,494,230	25,173,913
Freehold Raceway	38,649,784	51,388,621	57,302,361	61,598,948	60,379,462
Garden State Park	87,970,366	87,205,505	91,345,145	94,787,711	90,580,869
Meadowlands Racetrack	234,115,972	252,662,341	280,776,463	311,804,506	366,566,659
Monmouth Park	77,608,869	99,124,691	112,029,476	128,298,788	135,179,856
<b>TOTAL</b>	<b>\$472,788,649</b>	<b>\$542,126,299</b>	<b>\$601,819,356</b>	<b>\$661,913,029</b>	<b>\$723,217,205</b>

**ATTACHMENT 1L**



ATTACHMENT 1M

SUMMARY OF COMMINGLE HANDLE BY TRACK  
1/1/99 thru 12/31/99

OUT-OF-STATE SIGNAL RECEIVED	ATLANTIC CITY RACING ASSOC.	FREEHOLD RACETRACK A C H I	RACETRACK F R A	GARDEN STATE PARK HARNESS	T-BRED	MEADOWLANDS RACETRACK HARNESS	T-BRED	MONMOUTH PARK T-BRED	T O T A L SIGNAL
AQUEDUCT	\$1,611,219	\$5,668,438	\$3,057,640	\$1,309,998	\$4,001,722	\$18,522,698	\$3,097,335	\$11,261,582	\$48,530,632
AUSTRALIAN RAC	3,606		136,402	125,443	16,019	4,812,554	1,835,753	338,167	7,267,944
BALMORAL	434,669	196,632	399,607	1,461,935	914,676	4,157,174	1,764,394	29,711	9,358,798
BAY MEADOWS	242,661	537,984	512,315	464,912	401,336	518,128	2,907,499	669,904	6,254,739
BELMONT	1,403,654	961,254	4,114,430	3,200,126	360,194	10,577,574	5,366,767	16,541,589	42,525,588
BRITISH RACING BUELAH & RIVERDOWN CAL-EXPO	784	2,166	365	899	2,468	19,045		3,223	28,950
CALDER	664,103	276,261	2,672,507	2,094,343		1,571,007	660,197	411,603	3,213,717
CANTERBURY			68,052	68,052		2,472,964	539,701		3,012,665
CHARLES TOWN CHURCHILL	197,335		686,333	282,985	37,470				1,204,123
COLONIAL DOWNS DELAWARE PK	717,194	1,117,631	1,309,045	1,353,199	1,029,513	6,866,673	1,947,752	6,331,952	20,672,959
DELMAR	104,591		293,721	339,299		328,772	617,011	299,669	1,983,063
DELTA DOWNS	1,700,741	1,024,764	3,262,337	3,791,075	995,862	7,724,962	5,790,248	7,227,163	31,517,152
DOVER DOWNS	240,183		649,108	877,255		1,720,853	3,150,192	2,999,857	9,637,448
DUBAI	97,131				259,346				356,477
DUQUIN ILL. SF	205,989	962,362	449,935	205,462	570,499	3,252,983	145,193	140,972	5,933,395
ELLIS PARK	4,946	6,940			7,570	83,489		23,279	126,224
EMERALD DOWNS	287,013		833,772	806,036		2,396,997	2,093,790	3,258,332	9,675,940
EVANGELINE	3,879		217,869	217,869	107,130	252,871	343,736		925,485
FAIRGROUND	302,022	234,740	687,383	959,978	282,716	6,004,770	1,488,767	956,038	10,916,414
FAIRMOUNT	620,690	1,917,379	921,253	392,416	2,127,752	9,156,419		3,735,466	18,871,375
FAIRPLEX	196,917	209,662	382,291	199,981	204,547	323,535	19,978	42,631	1,579,542
FINGER LAKES FLAMBORO	61,650		194,650	193,815			1,023,007	269,343	1,742,465
FORT ERIE RACETRA	317,998	298,897	1,176,559	691,729	151,778	2,400,799	1,866,977	944,294	7,849,031
FRASER DOWNS		275,777	758,202				20,308		1,054,287
FRENCH RACE	21,164					26,020	400,162	105,358	552,704
GOLDEN GATE		97,771							97,771
GREAT LAKES		3,588				8,363		1,096	13,047
GULFSTREAM	350,199	788,389	597,236	572,027	846,354	4,667,558	272,081	1,446,890	9,540,734
HARRINGTON		0	354,091	354,091	21,585				375,676
HAWTHORNE	1,210,741	3,900,062	526,614	517,744	3,587,616	12,566,011	2,098,202	7,245,766	31,652,756
HAZEL PARK	141,743	144,161	563,268	400,614	79,901	1,165,447	852,482	91,392	3,439,008
HIALEAH	362,765		2,141,790	1,366,303	5,949	862,144	3,882,958	959,041	9,580,950
HOLLYWOOD	69,794	98,944	211,256	101,582	45,592	523,485	192,246	117,115	1,360,014
HONG KONG	334,819	1,625,007			1,162,419	5,738,231		2,455,666	11,316,142
HOOSIER PARK	504,752	529,587	1,286,969	1,417,017	509,870	9,114,099	922,526	5,637,290	19,922,110
KEENELAND	166,095		15,431	507,348	36,202	1,594,312	114,730	52,521	1,709,042
KENTUCKY	264,732	595,667	462,103	423,709	486,096	510,778	1,366,009	2,094,756	2,654,384
LAUREL	15,263	0	46,821	46,821		1,524,827	219,584	64,345	8,035,018
LITTLE BROWN JUG	1,264,533	1,860,011	2,547,873	1,957,719	1,886,266	9,066,450	3,033,127	7,797,499	34,613
LONE STAR PARK	4,488		122,078	50,061			167,004	11,992	29,413,478
LOS ALAMITOS	352,402	569,826	545,395	805,946	619,148	7,675,782		1,188,710	355,623
LOUISIANA			1,283,780	1,310,518		2,217,013	661,829		11,757,209
MAYWOOD	297,222			1,310,518		312,946	1,791,939	414,521	2,878,842
MEADOWS	221,100			760,528	583,833	2,577,727	1,136,511		5,410,926
MOHAWK	363,885	1,177,676	1,738,240	888,493	606,370	9,562,140	3,976,391	1,011,423	5,279,699
MONT'LLO RACEWAY	39,156	190,631	525,389	366,471	157,480	1,989,068	1,979,183	207,949	19,324,618
MONTREAL HIPDROME	62,589	689,315	1,139,557	149,559	237,830				5,455,327
NORTHERN CAL, FAIR							14,551		2,278,850
NORTHFIELD	110,539	995,214	1,266,683	496,958	535,689	818,030	267,729	571,308	14,551
NORTHVILLE	339,573	120,442	115,093	24,336	63,621	4,880,836	1,890,446	477,900	1,767,606
OAKLAWN	9,672				1,173,586				10,883,299
OAK TREE @ SANTA	203,964	1,078,936				5,206,068		1,746,584	333,164
OSCEOLA	154,322		536,507	619,144			2,963,674	1,151,382	9,409,138
PENNA NATIONAL	13,624		190,355	40,974		62,441	85,417		5,425,029
PHILA PARK	648,719	506,718	1,432,572	1,706,810	592,688	7,675,988	4,712,064	2,564,091	392,811
PIMLICO	2,259,412	2,697,737	3,037,709	3,620,679	3,739,882	12,742,827	3,424,142	7,584,243	19,839,650
PLAINRIDGE	470,265	1,227,641	248,945	415,395	1,189,715	5,089,918		3,100,611	39,106,631
POCONO	60,545	49,344	413,315	175,557	26,604		601,612	17,217	11,742,490
POMPANO	82,379	361,276	817,886	331,176	116,203	1,223,833	481,892	26,956	1,344,194
PRESGOTT DOWNS	72,593	465,676	416,764	194,861	277,178	1,780,210	256,526	154,616	3,441,601
PRAIRE MEADOWS		0		94,683					3,618,424
RED MILE			126,974	55,485		2,118,135		406,555	94,683
REMMINGTON PARK				228,236			250,744		2,524,690
RETAMA PARK	164,797		612,597	839,006	27,861	573,177	4,099,145	909,771	433,203
ROCKINGHAM	126,431		333,650	275,359		491,667	281,289	319,874	228,236
ROSECROFT	77,687	561,493	674,648	277,942	187,841	925,067	367,965	169,972	7,226,354
SAM HOUSTON	415,469	1,345,553	682,273	740,233	1,532,984	11,378,446	1,907,390	1,892,704	1,828,270
SAN MATEO	4,572						299,148		3,242,615
SANTA ANITA	508,142	1,912,972	191,722		2,120,626	11,070,347		3,364,085	1,909,552
SARATOGA	724,374	65,039	2,187,935	1,570,072	30,786	2,648,823	6,530,310	11,217,790	514,912
SCIOTO DOWNS	66,631	271,792	25,992			404,388	227,144	12,329	19,167,894
SPORTSMAN'S	225,447	1,005,902	279,538	219,229	648,220	2,774,409		648,798	24,975,129
SUFFOLK DOWNS	399,432	822,003	623,069	575,444	639,536	2,857,538	1,112,981	1,243,717	1,008,276
SYRACUSE MILE			58,323						5,801,543
TAMPA BAY	422,909	1,292,555	92,231		1,411,534	3,039,562		857,815	8,273,720
THISTLEDOWN	523,607	781,363	2,171,030	1,037,531	490,641	2,133,599	1,749,515	979,714	58,323
TIMINIUM	16,418								7,116,606
TROPICAL	420,835		1,795,605	800,896	349,717	3,076,927	994,608	1,987,496	9,867,000
TURF PARADISE	283,322	425,960	387,797	339,084	770,086	3,667,725	878,059	597,796	16,418
TURFWAY	455,191	1,059,344	997,745	778,138	1,337,804	6,946,646	2,144,521	2,278,004	9,426,084
WINDSOR		655,275	576,352	153,359	256,814	1,060,612	196,786	11,910	7,349,829
WOODBINE	144,534	295,605	445,671	1,148,101	410,146	4,396,818	631,087	463,393	15,997,393
YONKERS	368,722	1,582,245	3,189,847	1,194,149	724,901	4,465,268	1,761,000	229,732	2,911,108
TOTALS 1999	\$25,173,913	\$45,336,446	\$60,379,462	\$49,485,485	\$41,095,384	\$263,315,933	\$103,250,726	\$135,179,856	\$723,217,205

## ATTACHMENT 1N

**NEW JERSEY LIVE & SIMULCASTING MEETS  
COMMISSION DISTRIBUTION SUMMARY  
1999**

NJ TRACK	RACE DAY	NJ-GROSS HANDLE	TOTAL COMMISSION	TRACK SHARE	PURSE SHARE	STATE SETTLE	CHARITY	SIRE STAKES (HARNESS)	BREED/DEVLP (HARNESS)	BREED/STALL (HARNESS)	BREED/DEVLP (T-BRED)	T.B.A. (T-BRED)	BACKSTRETCH BENEVOLENCE	S.B.O.A BENEFIT	POSITIVE BREAKAGE	HEADTAX	PAY TO PATRON	WORKERS COMP	
<b>T-BRED TRACK</b>																			
A C R A	5	\$1,045,295	\$203,246	\$114,959	\$73,135	\$0	\$5,224	\$0	\$0	\$0	\$523	\$9,406	\$0	\$0	\$4,882	\$180	\$842,733	\$2,456	
G S P	38	11,630,289	2,264,373	1,576,678	586,560	0	10,834	0	0	0	5,815	83,541	946	0	70,501	602	9,295,415	27,331	
M D L S	51	36,393,821	7,153,653	5,121,543	1,896,266	0	25,265	0	0	0	18,197	89,248	3,134	0	192,048	0	29,048,120	85,525	
M P	72	87,141,532	17,115,696	12,339,028	4,474,360	0	48,763	0	0	0	43,571	202,235	7,739	0	482,246	8,728	69,543,590	204,783	
<b>SUB-TOTAL (T)</b>	<b>166</b>	<b>\$136,210,937</b>	<b>\$26,736,970</b>	<b>\$19,152,208</b>	<b>\$7,030,322</b>	<b>\$0</b>	<b>\$90,085</b>	<b>\$0</b>	<b>\$0</b>	<b>\$0</b>	<b>\$68,106</b>	<b>\$384,430</b>	<b>\$11,820</b>	<b>\$0</b>	<b>\$749,677</b>	<b>\$9,510</b>	<b>\$108,729,857</b>	<b>\$320,096</b>	
<b>HARNESS TRACK</b>																			
A C H I	101	\$31,541,130	\$6,483,829	\$3,057,804	\$3,142,132	\$0	\$12,560	\$205,303	\$10,882	\$18,136	\$0	\$0	\$2,903	\$34,109	\$170,216	\$2,880	\$24,887,085	\$0	
F R A	101	29,776,224	6,112,994	2,882,005	2,961,956	0	13,311	193,757	10,273	17,121	0	0	2,711	31,859	169,841	2,356	23,493,389	0	
G S P	46	17,930,004	3,655,496	2,375,210	1,143,058	0	10,899	91,007	5,379	9,861	0	0	1,575	18,507	96,222	537	14,178,287	0	
M D L S	145	155,198,590	29,260,798	18,983,751	9,198,010	0	47,818	735,964	43,405	79,575	0	0	13,512	158,764	640,742	0	125,297,050	0	
<b>SUB-TOTAL (H)</b>	<b>393</b>	<b>\$234,445,948</b>	<b>\$45,513,117</b>	<b>\$27,298,770</b>	<b>\$16,445,156</b>	<b>\$0</b>	<b>\$84,589</b>	<b>\$1,226,031</b>	<b>\$69,938</b>	<b>\$124,694</b>	<b>\$0</b>	<b>\$0</b>	<b>\$20,701</b>	<b>\$243,239</b>	<b>\$1,077,020</b>	<b>\$5,773</b>	<b>\$187,855,810</b>	<b>\$0</b>	
<b>TOTAL LIVE-99</b>	<b>559</b>	<b>\$370,656,885</b>	<b>\$72,250,087</b>	<b>\$46,450,977</b>	<b>\$23,475,478</b>	<b>\$0</b>	<b>\$174,673</b>	<b>\$1,226,031</b>	<b>\$69,938</b>	<b>\$124,694</b>	<b>\$68,106</b>	<b>\$384,430</b>	<b>\$32,521</b>	<b>\$243,239</b>	<b>\$1,826,697</b>	<b>\$15,283</b>	<b>\$296,585,668</b>	<b>\$320,096</b>	
<b>OUT-OF-STATE HANDLE RECEIVED</b>																			
A C R A (T)	5,951	25,173,913	5,077,128	3,978,764	957,390	179	0	0	0	0	7,552	130,904	2,517	0	137,867	0	19,958,919	\$59,159	
G S P (T)	2,418	41,095,384	8,359,646	5,991,362	2,138,402	249	0	0	0	0	12,315	213,462	4,105	0	208,578	0	32,527,159	96,574	
M D L S (T)	1,356	103,250,726	21,102,204	13,774,254	6,749,746	827	0	0	0	0	30,975	536,904	10,325	0	520,798	0	82,148,522	242,639	
M P (T)	3,536	135,179,856	27,002,427	18,389,375	7,855,172	1,312	0	0	0	0	40,593	703,533	13,755	0	626,738	0	107,550,692	317,673	
<b>SUB-TOT (T)</b>	<b>13,261</b>	<b>304,699,879</b>	<b>61,541,405</b>	<b>42,133,755</b>	<b>17,700,709</b>	<b>2,567</b>	<b>0</b>	<b>0</b>	<b>0</b>	<b>0</b>	<b>91,436</b>	<b>1,584,803</b>	<b>30,702</b>	<b>0</b>	<b>1,493,980</b>	<b>0</b>	<b>242,185,291</b>	<b>716,045</b>	
A C H I (H)	2,191	45,336,446	9,466,634	6,789,463	2,456,477	2,587	0	137,601	13,601	11,688	0	0	4,534	53,270	209,536	0	35,660,276	0	
F R A (H)	3,523	60,379,462	12,645,272	9,278,104	3,073,247	0	0	183,258	18,114	15,566	0	0	6,038	70,946	280,310	0	47,453,880	0	
G S P (H)	3,914	49,485,485	10,083,799	7,530,993	2,325,949	0	0	134,888	14,846	14,029	0	0	4,948	58,145	256,137	0	39,145,550	0	
M D L S (H)	3,298	263,315,933	53,387,057	35,692,069	16,508,339	0	0	705,575	77,655	73,384	0	0	25,885	304,150	1,236,259	0	208,692,617	0	
<b>SUB-TOT (H)</b>	<b>12,926</b>	<b>418,517,326</b>	<b>85,582,762</b>	<b>59,290,629</b>	<b>24,364,012</b>	<b>2,587</b>	<b>0</b>	<b>161,321</b>	<b>124,216</b>	<b>114,667</b>	<b>0</b>	<b>0</b>	<b>41,405</b>	<b>486,511</b>	<b>1,982,241</b>	<b>0</b>	<b>330,952,323</b>	<b>0</b>	
<b>TOTAL SIGNAL</b>	<b>26,187</b>	<b>\$723,217,205</b>	<b>\$147,124,167</b>	<b>\$101,424,384</b>	<b>\$42,064,721</b>	<b>\$5,154</b>	<b>\$0</b>	<b>\$1,161,321</b>	<b>\$124,216</b>	<b>\$114,667</b>	<b>\$91,436</b>	<b>\$1,584,803</b>	<b>\$72,107</b>	<b>\$486,511</b>	<b>\$3,476,222</b>	<b>\$0</b>	<b>\$573,137,614</b>	<b>\$716,045</b>	
<b>TOTAL - 99</b>	<b>26,746</b>	<b>\$1,093,874,090</b>	<b>\$219,374,254</b>	<b>\$147,875,361</b>	<b>\$65,540,198</b>	<b>\$5,154</b>	<b>\$174,673</b>	<b>\$2,387,353</b>	<b>\$194,154</b>	<b>\$239,361</b>	<b>\$159,542</b>	<b>\$1,969,233</b>	<b>\$104,628</b>	<b>\$729,750</b>	<b>\$5,302,919</b>	<b>\$15,283</b>	<b>\$869,723,282</b>	<b>\$1,036,140</b>	

Figures thru: DECEMBER 31 with the exception of Headtax.

**ATTACHMENT 10**

**NEW JERSEY RACING COMMISSION  
1999 CHARITY DAYS REVENUE**

TRACK / DATE	BACKSTRETCH BENEVOLENCE	DEVELOPMENTALLY DISABLED	HORSE PARK & RETIRED HORSES	TOTAL CHARITY
<b><u>A.C. Harness, Inc.</u></b>				
27-Mar-99			2,223.98	2,223.98
3-Apr-99		2,554.03		2,554.03
24-Apr-99	2,382.97			2,382.97
1-May-99		2,893.43		2,893.43
15-May-99		2,505.91		2,505.91
<b>SUB-TOTAL</b>	<b>\$2,382.97</b>	<b>\$7,953.37</b>	<b>\$2,223.98</b>	<b>\$12,560.32</b>
<b><u>Atlantic City Racing</u></b>				
24-May-99		755.93		755.93
25-May-99	872.68			872.68
26-May-99		984.32		984.32
27-May-99		1,194.28		1,194.28
28-May-99			1,416.50	1,416.50
<b>SUB-TOTAL</b>	<b>\$872.68</b>	<b>\$2,934.53</b>	<b>\$1,416.50</b>	<b>\$5,223.71</b>
<b><u>Freehold Raceway</u></b>				
14-Aug-99	2,542.83			2,542.83
21-Aug-99			2,980.95	2,980.95
28-Aug-99		2,487.87		2,487.87
18-Sep-99		2,872.47		2,872.47
23-Oct-99		2,426.90		2,426.90
<b>SUB-TOTAL</b>	<b>\$2,542.83</b>	<b>\$7,787.24</b>	<b>\$2,980.95</b>	<b>\$13,311.02</b>
<b><u>Garden State Park (T)</u></b>				
19-Mar-99	2,175.69			2,175.69
3-Apr-99		2,002.82		2,002.82
17-Apr-99			1,974.71	1,974.71
1-May-99		2,287.49		2,287.49
15-May-99		2,392.88		2,392.88
<b>SUB-TOTAL</b>	<b>\$2,175.69</b>	<b>\$6,683.19</b>	<b>\$1,974.71</b>	<b>\$10,833.59</b>
<b><u>Garden State Park (H)</u></b>				
27-Aug-99		1,764.67		1,764.67
18-Sep-99		2,433.70		2,433.70
2-Oct-99	2,059.69			2,059.69
16-Oct-99			2,454.71	2,454.71
30-Oct-99		2,186.25		2,186.25
<b>SUB-TOTAL</b>	<b>\$2,059.69</b>	<b>\$6,384.62</b>	<b>\$2,454.71</b>	<b>\$10,899.02</b>
<b><u>Meadowlands (H)</u></b>				
13-Mar-99	7,454.86			7,454.86
3-Apr-99			9,477.37	9,477.37
5-Jun-99		8,047.05		8,047.05
3-Jul-99		7,937.97		7,937.97
7-Aug-99		16,607.45		16,607.45
<b>SUB-TOTAL</b>	<b>\$7,454.86</b>	<b>\$32,592.47</b>	<b>\$9,477.37</b>	<b>\$49,524.70</b>
<b><u>Meadowlands (T)</u></b>				
6-Sep-99			6,995.58	6,995.58
25-Sep-99		5,340.20		5,340.20
9-Oct-99		4,625.76		4,625.76
23-Oct-99	3,529.29			3,529.29
6-Nov-99		4,773.79		4,773.79
<b>SUB-TOTAL</b>	<b>\$3,529.29</b>	<b>\$14,739.75</b>	<b>\$6,995.58</b>	<b>\$25,264.62</b>
<b><u>Monmouth Park</u></b>				
31-May-99		8,668.87		8,668.87
4-Jul-99	7,501.89			7,501.89
10-Jul-99		7,471.96		7,471.96
8/08/999		18,199.33		18,199.33
29-Aug-99			6,920.60	6,920.60
<b>SUB-TOTAL</b>	<b>\$7,501.89</b>	<b>\$34,340.16</b>	<b>\$6,920.60</b>	<b>\$48,762.65</b>
<b>CHARITY 1999</b>	<b>\$28,519.90</b>	<b>\$113,415.33</b>	<b>\$34,444.40</b>	<b>\$176,379.63</b>

**Summary of Pari-Mutuel Activity  
Atlantic City Casinos  
1/1/99 through 12/31/99**

Host Track	Showboat	Trump Taj Mahal	Resorts	Sands	Caesar's	Bally's Park Place	Trump Marina	Tropicana	A.C. Hilton	Hub Total
<b>New Jersey Signals Received</b>										
Atlantic City Harness, Inc.	102,866	222,954	161,173	160,658	223,448	344,840	114,521	233,074	183,880	1,747,414
Freehold	80,163	166,491	133,188	112,970	198,418	290,423	74,187	159,665	125,661	1,341,166
Garden State Park - Harness	78,224	174,929	119,771	105,268	193,194	328,518	59,249	147,117	135,872	1,342,142
Meadowlands - Harness	351,255	870,093	416,273	571,095	982,858	1,404,012	469,863	841,399	840,506	6,747,354
Garden State Park - Thoroughbred	21,653	38,721	25,933	39,670	50,414	77,963	19,694	60,870	36,858	371,776
Meadowlands - Thoroughbred	0	0	0	0	0	0	0	0	0	0
Monmouth Park - Thoroughbred	186,674	441,358	333,325	303,199	570,429	877,233	2,604,729	534,879	538,660	6,390,486
<b>Total N.J. Signals Received</b>	<b>820,835</b>	<b>1,914,546</b>	<b>1,189,663</b>	<b>1,292,860</b>	<b>2,218,761</b>	<b>3,322,989</b>	<b>3,342,243</b>	<b>1,977,004</b>	<b>1,861,437</b>	<b>17,940,338</b>
<b>Out-of-State Signals Received</b>										
Aqueduct	423,134	1,124,441	695,313	735,709	1,246,968	2,191,577	780,178	1,101,030	919,838	9,218,188
Balmoral	0	339,107	192,725	225,124	367,528	523,708	13,444	302,395	262,394	2,226,425
Bay Meadows	64,810	190,061	140,395	138,399	223,158	346,859	72,518	236,756	166,322	1,579,278
Belmont Park	364,137	947,611	601,901	548,138	1,030,399	1,810,083	3,005,643	930,838	1,051,001	10,289,751
Calder	131,084	304,779	258,458	262,586	449,047	681,867	450,210	375,035	372,694	3,285,760
Cal Expo	0	25,526	39,622	23,481	86,535	116,853	301	88,123	42,870	423,311
Canterbury Park	191	1,388	630	1,937	1,725	3,111	385	1,064	687	11,118
Churchill Downs	101,047	319,306	181,749	192,214	372,130	626,274	1,919,944	308,946	397,793	4,419,403
Colonial Downs	18,315	53,498	41,634	46,052	62,661	115,754	42,841	56,210	65,139	502,104
Delaware Park	298,613	538,696	446,878	472,025	689,237	1,168,538	507,877	525,019	705,441	5,352,324
Del Mar	64,971	199,578	104,856	112,362	262,026	319,834	624,173	199,528	329,185	2,216,513
Delta Downs	35,313	87,702	48,570	67,806	109,951	139,065	18,776	85,025	67,519	659,727
Dover Downs	48,542	134,673	89,772	115,052	152,505	252,930	46,851	132,806	90,797	1,063,928
Ellis Park	40,519	120,540	114,418	89,655	180,399	280,361	780,633	191,982	181,904	1,980,411
Emerald Downs	15,163	90,458	44,820	60,540	112,633	150,992	20,965	75,531	90,568	661,670
Fair Grounds	85,695	255,905	191,661	219,025	310,125	572,449	132,903	241,003	218,599	2,227,365
Fairplex T	16,716	33,366	26,766	24,451	52,236	70,312	22,191	34,740	31,807	312,585
Finger Lakes	88,120	229,625	202,424	211,791	310,798	510,709	92,055	262,695	230,109	2,138,326
Fort Erie	5,151	18,517	17,024	15,204	23,602	41,383	6,162	21,908	16,756	165,707
Golden Gate	72,797	222,370	148,678	180,992	256,935	386,244	150,808	219,636	179,397	1,817,857
Gulfstream	176,500	510,818	329,568	323,669	567,084	935,340	314,182	452,713	564,376	4,174,250
Harrington Raceway	42,018	105,360	67,181	80,173	124,116	176,551	31,724	87,053	83,082	797,258
Hastings Park	8,615	57,186	34,328	33,792	65,224	85,350	12,993	47,024	45,821	390,333
Hawthorne	50,922	151,879	165,841	149,174	232,502	362,489	75,997	167,768	186,285	1,542,857
Hazel Park	38,133	92,450	52,859	84,176	117,913	154,055	19,475	73,160	71,496	703,717



**ATTACHMENT 2A, continued**

Hialeah	60,386	146,617	102,721	109,650	188,702	299,921	188,630	151,701	185,706	1,434,034
Hollywood	110,843	366,258	218,973	251,027	429,013	656,931	1,893,925	439,183	328,980	4,695,133
Hoosier Park T	34,822	104,701	52,315	68,687	117,796	192,620	32,459	92,049	50,348	745,797
Keeneland	32,313	104,217	88,923	75,380	127,535	269,888	120,896	105,749	133,724	1,058,625
Laurel	168,729	416,707	336,997	359,331	532,695	939,170	931,940	505,312	443,993	4,634,874
Lone Star Park	21,638	120,829	68,260	115,727	166,468	246,186	86,411	212,332	139,294	1,177,145
Los Alamitos H	0	0	30,337	14,059	64,308	94,519	0	52,878	35,650	291,751
Los Alamitos Q	0	30,129	64,885	31,487	144,082	205,034	0	109,132	68,475	653,224
Louisiana	43,780	126,340	104,563	107,756	166,367	248,733	55,755	145,137	135,158	1,133,589
Maywood	0	181,425	104,040	119,925	197,629	284,066	3,821	174,812	156,583	1,222,301
Meadows	115,045	256,831	150,894	186,406	281,152	455,674	93,517	237,298	186,482	1,963,299
Monticello Raceway H	41,629	130,028	99,411	105,516	123,082	329,138	45,872	141,804	104,261	1,120,741
Northern California Fair	4,570	20,083	9,681	14,202	21,760	24,196	3,781	14,012	13,821	126,106
Northfield	120,893	324,163	176,344	240,910	356,464	544,241	97,533	294,869	263,250	2,418,667
Oaklawn	39,305	121,579	97,807	76,298	130,029	229,631	52,702	156,052	118,038	1,021,441
Oak Tree @ Santa Anita	35,239	152,995	68,219	67,886	112,382	161,673	38,018	87,915	95,253	819,580
Ocean Downs	0	22,192	0	16,324	27,418	37,177	4,426	18,093	17,188	142,818
Philadelphia Park	372,378	677,297	521,455	577,704	832,108	1,460,247	358,455	708,125	729,067	6,236,836
Pimlico	75,625	217,165	144,668	163,534	237,186	393,077	1,144,972	219,613	240,617	2,836,457
Pocono Downs	32,526	82,735	0	5,565	127,700	146,204	21,741	86,816	61,631	564,918
Pompano	50,137	116,334	65,278	83,140	142,597	194,461	36,830	109,246	94,599	892,622
Rockingham	26,060	63,169	55,358	67,908	85,492	145,111	69,742	76,161	104,271	693,272
Rosecroft	40,427	144,384	49,264	79,504	96,239	134,528	27,038	84,859	81,227	737,470
San Mateo	299	993	894	524	1,589	2,432	285	866	917	8,799
Sam Houston T	46,898	232,271	112,490	171,311	278,934	444,201	79,385	260,834	153,626	1,779,950
Santa Anita	132,801	357,765	210,582	232,272	398,698	617,979	554,887	365,061	300,464	3,170,509
Saratoga	169,972	415,618	289,146	273,166	543,438	956,335	1,385,125	447,133	657,205	5,137,138
Sportsmans Park	38,057	123,632	103,428	106,638	142,949	246,656	59,616	122,660	151,743	1,095,379
Suffolk Downs	57,687	137,699	118,967	148,101	194,747	334,920	134,477	173,969	173,690	1,474,257
Tampa Bay Downs	55,039	128,719	118,584	116,465	187,539	329,725	56,505	133,934	153,785	1,280,295
Thistledown	2	1,788	899	1,761	4,233	4,855	849	1,775	2,816	18,978
Timonium	5,622	8,688	8,057	10,289	16,593	18,691	4,305	12,437	16,477	101,159
Tropical	51,477	141,143	116,680	122,970	186,121	333,012	54,286	154,779	53,388	1,213,856
Turf Paradise	28,971	80,096	44,481	59,013	77,476	138,853	30,595	74,825	79,187	613,497
Turfway	80,020	201,330	133,163	137,762	235,972	401,351	141,904	210,028	140,815	1,682,345
Yonkers	203,096	526,446	286,138	365,578	560,456	840,636	205,897	541,919	368,480	3,898,646
<b>Total Out-of-State Signals Received</b>	<b>4,486,792</b>	<b>12,437,206</b>	<b>8,391,973</b>	<b>9,097,303</b>	<b>14,944,386</b>	<b>24,384,760</b>	<b>17,159,809</b>	<b>12,941,356</b>	<b>12,412,089</b>	<b>116,255,674</b>
<b>Total Pari-Mutuel Activity</b>	<b>5,307,627</b>	<b>14,351,752</b>	<b>9,581,636</b>	<b>10,390,163</b>	<b>17,163,147</b>	<b>27,707,749</b>	<b>20,502,052</b>	<b>14,918,360</b>	<b>14,273,526</b>	<b>134,196,012</b>

**Pari-Mutuel Takeout  
Atlantic City Casinos  
In-State & Out-of-State Simulcasting  
1/1/99 through 12/31/99**

	Showboat	Trump Taj Mahal	Resorts	Sands	Caesar's	Bally's Park Place	Trump Marina	Tropicana	A.C. Hilton	Hub Total
<b>Racing Days</b>										
Casino Simulcasting Fund	\$26,553.45	\$71,775.70	\$47,926.00	\$51,968.32	\$85,833.86	\$138,557.08	\$102,525.62	\$74,609.72	\$71,384.23	\$671,133.98
Casino - Placement of Signal	136,239.60	379,681.98	254,503.74	276,405.06	454,642.38	739,828.29	533,561.37	393,526.20	378,918.03	3,547,306.65
A.C.R.A. Contingency Fund - State	0.00	0.00	0.00	0.00	0.00	0.00	0.00	0.00	0.00	0.00
Casino Share	453,311.57	1,211,254.61	810,666.40	889,207.66	1,467,688.97	2,353,114.87	1,755,925.75	1,282,756.18	1,217,620.77	11,441,546.78
<b>Special Trust - Harness</b>										
Sire Stakes	7,963.82	21,373.35	14,084.43	15,379.34	25,350.50	40,742.76	26,195.74	21,954.99	20,937.93	193,982.86
Track Purses	5,568.13	14,892.59	9,738.73	10,678.79	17,631.98	28,260.50	17,882.33	15,254.99	14,565.28	134,473.32
Breeder & Stallion Awards	747.18	1,999.64	1,309.33	1,435.20	2,368.50	3,798.09	2,410.34	2,049.10	1,956.77	18,074.15
<b>Special Trust - Thoroughbred</b>										
Thoroughbred Breeders	12,265.89	33,500.00	22,784.00	24,465.32	40,472.53	65,745.45	56,029.06	35,339.91	33,914.91	324,517.07
<b>Breeding &amp; Development</b>										
Harness	856.36	2,296.07	1,508.12	1,649.79	2,721.25	4,368.40	2,788.95	2,355.62	2,247.89	20,792.45
Thoroughbred	735.21	2,009.80	1,366.79	1,467.73	2,428.10	3,944.70	3,360.99	2,120.07	2,034.64	19,468.03
<b>Purse Allocation</b>										
In State	37,785.22	87,793.61	54,681.31	59,632.16	102,547.78	154,109.29	157,474.77	92,483.19	85,888.09	832,395.42
Out of State	150,370.03	412,882.02	279,757.68	307,484.96	504,156.43	816,478.13	572,987.02	438,241.76	417,341.68	3,899,699.71
<b>Track Share Allocation</b>										
In State	37,785.22	87,793.61	54,681.31	59,632.16	102,547.78	154,109.29	157,474.77	92,483.19	85,888.09	832,395.42
Out of State	150,370.03	412,882.02	279,757.68	307,484.96	504,156.43	816,478.13	572,987.02	438,241.76	417,341.68	3,899,699.71
Casino Simulcasting Special Fund	48,957.03	134,425.74	91,083.50	100,110.92	164,143.90	265,830.46	186,554.56	142,682.61	135,877.62	1,269,666.34
Total Commissions	1,069,508.74	2,874,560.74	1,923,849.02	2,107,002.37	3,476,690.39	5,585,365.44	4,148,158.29	3,034,099.29	2,885,917.61	27,105,151.89
Breakage	28,601.73	74,798.54	55,791.29	53,345.13	86,788.50	151,639.00	58,234.97	79,471.37	74,147.33	662,817.86
Total Amount Distributed	1,098,110.47	2,949,359.28	1,979,640.31	2,160,347.50	3,563,478.89	5,737,004.44	4,206,393.26	3,113,570.66	2,960,064.94	27,767,969.75
Amount Returned to Patron	4,209,516.53	11,402,392.72	7,601,995.69	8,229,815.50	13,599,668.11	21,970,744.56	16,295,658.74	11,804,789.34	11,313,461.06	106,428,042.25
<b>Total Pari-Mutuel Handle</b>	<b>\$5,307,627.00</b>	<b>\$14,351,752.00</b>	<b>\$9,581,636.00</b>	<b>\$10,390,163.00</b>	<b>\$17,163,147.00</b>	<b>\$27,707,749.00</b>	<b>\$20,502,052.00</b>	<b>\$14,918,360.00</b>	<b>\$14,273,526.00</b>	<b>\$134,196,012.00</b>

**ATTACHMENT 2C**

**Pari-Mutuel Takeout  
Atlantic City Casinos  
In-State Simulcasting  
1/1/99 through 12/31/99**

	Showboat	Trump Taj Mahal	Resorts	Sands	Caesar's	Bally's Park Place	Trump Marina	Tropicana	A.C. Hilton	Hub Total
Racing Days										
Casino Simulcasting Fund	\$4,107.78	\$9,575.52	\$5,952.09	\$6,468.04	\$11,097.66	\$16,618.83	\$16,714.66	\$9,888.65	\$9,310.91	\$89,734.14
Casino - Placement of Signal	0.00	0.00	0.00	0.00	0.00	0.00	0.00	0.00	0.00	0.00
A.C.R.A. Contingency Fund - State	0.00	0.00	0.00	0.00	0.00	0.00	0.00	0.00	0.00	0.00
Casino Share	79,804.74	185,112.92	115,555.17	125,876.54	215,991.83	325,052.01	332,419.94	194,965.52	181,243.74	1,756,022.41
Special Trust - Harness										
Sire Stakes	1,603.97	3,743.76	2,188.72	2,484.31	4,166.52	6,177.06	1,871.75	3,610.51	3,343.84	29,190.44
Track Purses	1,289.87	3,032.20	1,736.06	2,003.58	3,380.99	5,007.04	1,518.95	2,914.50	2,729.25	23,612.44
Breeder & Stallion Awards	168.78	396.50	227.73	262.21	442.17	654.92	198.44	381.45	356.66	3,088.86
Special Trust - Thoroughbred										
Thoroughbred Breeders	1,042.37	2,400.10	1,797.08	1,715.08	3,105.01	4,776.73	13,122.85	2,979.50	2,878.34	33,817.06
Breeding & Development										
Harness	183.70	430.29	249.23	284.90	479.35	710.30	215.28	414.29	385.98	3,353.32
Thoroughbred	62.55	144.02	107.90	102.84	186.20	286.60	787.32	178.74	172.73	2,028.90
Purse Allocation										
In State	37,785.22	87,793.61	54,681.31	59,632.16	102,547.78	154,109.29	157,474.77	92,483.19	85,888.09	832,395.42
Out of State	0.00	0.00	0.00	0.00	0.00	0.00	0.00	0.00	0.00	0.00
Track Share Allocation										
In State	37,785.22	87,793.61	54,681.31	59,632.16	102,547.78	154,109.29	157,474.77	92,483.19	85,888.09	832,395.42
Out of State	0.00	0.00	0.00	0.00	0.00	0.00	0.00	0.00	0.00	0.00
Casino Simulcasting Special Fund	0.00	0.00	0.00	0.00	0.00	0.00	0.00	0.00	0.00	0.00
Total Commissions	163,834.20	380,422.53	237,176.60	258,461.82	443,945.29	667,502.07	681,798.73	400,299.54	372,197.63	3,605,638.41
Breakage	4,601.94	10,349.38	7,237.05	6,590.11	12,565.43	18,013.78	9,454.48	11,031.25	10,292.78	90,136.20
Total Amount Distributed	168,436.14	390,771.91	244,413.65	265,051.93	456,510.72	685,515.85	691,253.21	411,330.79	382,490.41	3,695,774.61
Amount Returned to Patron	652,398.86	1,523,774.09	945,249.35	1,027,808.07	1,762,250.28	2,637,473.15	2,650,989.79	1,565,673.21	1,478,946.59	14,244,563.39
<b>Total Pari-Mutuel Handle</b>	<b>\$820,835.00</b>	<b>\$1,914,546.00</b>	<b>\$1,189,663.00</b>	<b>\$1,292,860.00</b>	<b>\$2,218,761.00</b>	<b>\$3,322,989.00</b>	<b>\$3,342,243.00</b>	<b>\$1,977,004.00</b>	<b>\$1,861,437.00</b>	<b>\$17,940,338.00</b>

**Pari-Mutuel Takeout  
Atlantic City Casinos  
Out-of-State Simulcasting  
1/1/99 through 12/31/99**

	Trump Showboat	Bally's Taj Mahal	Trump Resorts	A.C. Sands	Caesar's	Park Place	Marina	Tropicana	Hilton	Hub Total
<u>Racing Days</u>										
Casino Simulcasting Fund	\$22,445.67	\$62,200.18	\$41,973.91	\$45,500.28	\$74,736.20	\$121,938.25	\$85,810.96	\$64,721.07	\$62,073.32	\$581,399.84
Casino - Placement of Signal	136,239.60	379,681.98	254,503.74	276,405.06	454,642.38	739,828.29	533,561.37	393,526.20	378,918.03	3,547,306.65
A.C.R.A. Contingency Fund - State	0.00	0.00	0.00	0.00	0.00	0.00	0.00	0.00	0.00	0.00
Casino Share	373,506.83	1,026,141.69	695,111.23	763,331.12	1,251,697.14	2,028,062.86	1,423,505.81	1,087,790.66	1,036,377.03	9,685,524.37
<u>Special Trust - Harness</u>										
Sire Stakes	6,359.85	17,629.59	11,895.71	12,895.03	21,183.98	34,565.70	24,323.99	18,344.48	17,594.09	164,792.42
Track Purses	4,278.26	11,860.39	8,002.67	8,675.21	14,250.99	23,253.46	16,363.38	12,340.49	11,836.03	110,860.88
Breeder & Stallion Awards	578.40	1,603.14	1,081.60	1,172.99	1,926.33	3,143.17	2,211.90	1,667.65	1,600.11	14,985.29
<u>Special Trust - Thoroughbred</u>										
Thoroughbred Breeders	11,223.52	31,099.90	20,986.92	22,750.24	37,367.52	60,968.72	42,906.21	32,360.41	31,036.57	290,700.01
<u>Breeding &amp; Development</u>										
Harness	672.66	1,865.78	1,258.89	1,364.89	2,241.90	3,658.10	2,573.67	1,941.33	1,861.91	17,439.13
Thoroughbred	672.66	1,865.78	1,258.89	1,364.89	2,241.90	3,658.10	2,573.67	1,941.33	1,861.91	17,439.13
<u>Purse Allocation</u>										
In State	0.00	0.00	0.00	0.00	0.00	0.00	0.00	0.00	0.00	0.00
Out of State	150,370.03	412,882.02	279,757.68	307,484.96	504,156.43	816,478.13	572,987.02	438,241.76	417,341.68	3,899,699.71
<u>Track Share allocation</u>										
In State	0.00	0.00	0.00	0.00	0.00	0.00	0.00	0.00	0.00	0.00
Out of State	150,370.03	412,882.02	279,757.68	307,484.96	504,156.43	816,478.13	572,987.02	438,241.76	417,341.68	3,899,699.71
Casino Simulcasting Special Fund	48,957.03	134,425.74	91,083.50	100,110.92	164,143.90	265,830.46	186,554.56	142,682.61	135,877.62	1,269,666.34
Total Commissions	905,674.54	2,494,138.21	1,686,672.42	1,848,540.55	3,032,745.10	4,917,863.37	3,466,359.56	2,633,799.75	2,513,719.98	23,499,513.48
Breakage	23,999.79	64,449.16	48,554.24	46,755.02	74,223.07	133,625.22	48,780.49	68,440.12	63,854.55	572,681.66
Total Amount Distributed	929,674.33	2,558,587.37	1,735,226.66	1,895,295.57	3,106,968.17	5,051,488.59	3,515,140.05	2,702,239.87	2,577,574.53	24,072,195.14
Amount Returned to Patron	3,557,117.67	9,878,618.63	6,656,746.34	7,202,007.43	11,837,417.83	19,333,271.41	13,644,668.95	10,239,116.13	9,834,514.47	92,183,478.86
<b>Total Pari-Mutuel Handle</b>	<b>\$4,486,792.00</b>	<b>\$12,437,206.00</b>	<b>\$8,391,973.00</b>	<b>\$9,097,303.00</b>	<b>\$14,944,386.00</b>	<b>\$24,384,760.00</b>	<b>\$17,159,809.00</b>	<b>\$12,941,356.00</b>	<b>\$12,412,089.00</b>	<b>\$116,255,674.00</b>

**ATTACHMENT 3A**

**State of New Jersey  
Department of Law & Public Safety  
New Jersey Racing Commission  
Revenue to State  
1999**

January 1, 1999 through December 31, 1999

Racing Association / Source	Racing Programs	Expired Outstanding Pari-Mutuel Tickets	Thoroughbred & Harness License Fees
Atlantic City Racing Assoc. (T)	5	\$10,336.85	\$6,670.00
Monmouth Park Jockey Club (T)	72	\$220,124.55	\$93,020.00
Garden State Park (T) & Garden State Park (H)	38 51	\$46,267.27 (included above)	\$87,280.00 \$18,465.00
Meadowlands (T) & Meadowlands (H)	51 145	\$356,131.39 (included above)	\$31,900.00 \$175,045.00
Atlantic City Harness, Inc. (H) & Freehold Raceway (H)	101 90	\$149,221.52 (included above)	\$80,815.00 \$27,880.00
Commingled Simulcasting	26,242	\$0.00	
Freehold Raceway (T)			\$2,930.00
Monmouth Park Jockey Club (H)			\$285.00
Trenton (T)			\$49,320.00
Trenton (H)			\$74,380.00
<b>1999 LICENSE FEES RECEIVED IN 1998</b>			(\$36,555.00)
<b>2000 LICENSE FEES RECEIVED IN 1998</b>			(\$4,300.00)
<b>2001 LICENSE FEES RECEIVED IN 1998</b>			(\$4,300.00)
<b>DUPLICATE LICENSE FEES</b>			\$540.00
<b>2000 LICENSE FEES RECEIVED IN 1999</b>			\$23,015.00
<b>2001 LICENSE FEES RECEIVED IN 1999</b>			\$4,000.00
<b>2002 LICENSE FEES RECEIVED IN 1999</b>			\$4,000.00
<b>PRIOR YEAR LICENSE FEES RECEIVED IN 1999</b>			\$0.00
<b>Total State Revenues</b>	<b>26,795</b>	<b>\$782,081.58</b>	<b>\$634,390.00</b>
<b>Grand Total of All Revenues</b>			<b>\$1,416,471.58</b>

(T) Thoroughbred (H) Harness

**ATTACHMENT 3B**

**NEW JERSEY RACING COMMISSION  
1999 LICENSE REVENUE**

*(figures thru 12/31/99)*

THOROUGHBRED TRACKS		ACRA		Monmouth		Garden State		Meadowlands		Trenton		Freehold		THOROUGHBRED		
cat #	Classification	Fee	#	Total	#	Total	#	Total	#	Total	#	Total	#	Total		
1	OWNER	\$50	68	\$3,400	608	\$30,400	625	\$31,250	281	\$14,050	293	\$14,650	20	\$1,000	1,895	\$94,750
2	TRAINER	\$50	37	\$1,850	207	\$10,350	403	\$20,150	89	\$4,450	31	\$1,550	12	\$600	779	\$38,950
3	ASSISTANT TRAINER	\$30	0	\$0	56	\$1,680	52	\$1,560	7	\$210	0	\$0	2	\$60	117	\$3,510
6	JOCKEY	\$50	6	\$300	55	\$2,750	120	\$6,000	27	\$1,350	0	\$0	0	\$0	208	\$10,400
7	JOCKEY APPRENTICE	\$30	1	\$30	6	\$180	21	\$630	5	\$150	0	\$0	0	\$0	33	\$990
8	JOCKEY AGENT	\$50	0	\$0	16	\$800	14	\$700	2	\$100	0	\$0	0	\$0	32	\$1,600
9	STABLE EMPLOYEE	\$5	1	\$5	711	\$3,555	419	\$2,095	46	\$230	0	\$0	2	\$10	1,179	\$5,895
10	C.I.D.	\$10	15	\$150	612	\$6,120	321	\$3,210	70	\$700	884	\$8,840	2	\$20	1,904	\$19,040
11	C.I.D. - VENDORS	\$10	2	\$20	289	\$2,890	189	\$1,890	41	\$410	6	\$60	29	\$290	556	\$5,560
12	PARI-MUTUEL EMPLOYEE	\$25	3	\$75	277	\$6,925	107	\$2,675	0	\$0	278	\$6,950	0	\$0	665	\$16,625
13	VETERINARIAN	\$50	0	\$0	12	\$600	12	\$600	0	\$0	0	\$0	0	\$0	24	\$1,200
14	VALET	\$20	2	\$40	6	\$120	14	\$280	0	\$0	1	\$20	0	\$0	23	\$460
15	PLATER	\$20	0	\$0	5	\$100	17	\$340	0	\$0	0	\$0	0	\$0	22	\$440
16	VENDOR	\$50	3	\$150	23	\$1,150	30	\$1,500	0	\$0	1	\$50	0	\$0	57	\$2,850
17	STABLE NAME	\$50	8	\$400	191	\$9,550	134	\$6,700	75	\$3,750	63	\$3,150	2	\$100	473	\$23,650
18	MULTIPLE OWNERSHIP	\$50	1	\$50	35	\$1,750	8	\$400	4	\$200	3	\$150	1	\$50	52	\$2,600
19	CORPORATE STABLE NAME	\$50	4	\$200	31	\$1,550	35	\$1,750	13	\$650	26	\$1,300	1	\$50	110	\$5,500
20	AUTHORIZED AGENT	\$50	0	\$0	20	\$1,000	3	\$150	5	\$250	0	\$0	0	\$0	28	\$1,400
21	OFF-TRACK STABLES	\$50	0	\$0	0	\$0	0	\$0	0	\$0	33	\$1,650	0	\$0	33	\$1,650
23	VETERINARIAN - N.J.R.C.	\$0	1	\$0	1	\$0	8	\$0	1	\$0	0	\$0	0	\$0	11	\$0
25	C.I.D. - N.J.R.C.	\$0	0	\$0	5	\$0	25	\$0	2	\$0	1	\$0	0	\$0	33	\$0
26	OFF-TRACK PROPRIETORS	\$0	0	\$0	0	\$0	0	\$0	0	\$0	6	\$0	0	\$0	6	\$0
27	Official - N.J.R.C.	\$0	1	\$0	0	\$0	4	\$0	0	\$0	0	\$0	0	\$0	5	\$0
28	PARTNERSHIPS	\$0	4	\$0	89	\$0	72	\$0	12	\$0	18	\$0	3	\$0	198	\$0
31	OWNER - 3 YEAR	\$150	0	\$0	77	\$11,550	36	\$5,400	36	\$5,400	73	\$10,950	5	\$750	227	\$34,050
<b>TOTAL</b>			<b>157</b>	<b>\$6,670</b>	<b>3,332</b>	<b>\$93,020</b>	<b>2,669</b>	<b>\$87,280</b>	<b>716</b>	<b>\$31,900</b>	<b>1,717</b>	<b>\$49,320</b>	<b>79</b>	<b>\$2,930</b>	<b>8,670</b>	<b>\$271,120</b>

**ATTACHMENT 3C**

HARNESS TRACKS			ACHI		Freehold		Garden State		Meadowlands		Trenton		Monmouth		HARNESS	
cat #	Classification	Fee	#	Total	#	Total	#	Total	#	Total	#	Total	#	Total	#	Total
1	OWNER	\$50	568	\$28,400	278	\$13,900	152	\$7,600	1,018	\$50,900	415	\$20,750	3	\$150	2,434	\$121,700
2	TRAINER	\$50	116	\$5,800	37	\$1,850	17	\$850	224	\$11,200	13	\$650	0	\$0	407	\$20,350
3	ASSISTANT TRAINER	\$30	0	\$0	0	\$0	0	\$0	0	\$0	0	\$0	0	\$0	0	\$0
4	DRIVER	\$50	87	\$4,350	27	\$1,350	13	\$650	103	\$5,150	12	\$600	0	\$0	242	\$12,100
5	DRIVER/TRAINER	\$50	193	\$9,650	46	\$2,300	23	\$1,150	231	\$11,550	5	\$250	0	\$0	498	\$24,900
9	STABLE EMPLOYEE	\$5	406	\$2,030	173	\$865	72	\$360	548	\$2,740	0	\$0	0	\$0	1,199	\$5,995
10	C.I.D.	\$10	122	\$1,220	19	\$190	152	\$1,520	1,006	\$10,060	1,469	\$14,690	1	\$10	2,769	\$27,690
11	C.I.D. - VENDORS	\$10	108	\$1,080	17	\$170	14	\$140	716	\$7,160	369	\$3,690	0	\$0	1,224	\$12,240
12	PARI-MUTUEL EMPLOYEE	\$25	101	\$2,525	3	\$75	9	\$225	299	\$7,475	564	\$14,100	1	\$25	977	\$24,425
13	VETERINARIAN	\$50	221	\$11,050	5	\$250	1	\$50	13	\$650	0	\$0	0	\$0	240	\$12,000
15	PLATER	\$20	3	\$60	4	\$80	1	\$20	8	\$160	0	\$0	0	\$0	16	\$320
16	VENDOR	\$50	15	\$750	2	\$100	2	\$100	17	\$850	1	\$50	0	\$0	37	\$1,850
17	STABLE NAME	\$50	44	\$2,200	25	\$1,250	16	\$800	227	\$11,350	54	\$2,700	1	\$50	367	\$18,350
18	MULTIPLE OWNERSHIP	\$50	77	\$3,850	61	\$3,050	55	\$2,750	297	\$14,850	38	\$1,900	1	\$50	529	\$26,450
19	CORPORATE STABLE NAME	\$50	16	\$800	7	\$350	9	\$450	94	\$4,700	38	\$1,900	0	\$0	164	\$8,200
20	AUTHORIZED AGENT	\$50	0	\$0	0	\$0	0	\$0	2	\$100	0	\$0	0	\$0	2	\$100
21	OFF-TRACK STABLES	\$50	0	\$0	0	\$0	0	\$0	0	\$0	34	\$1,700	0	\$0	34	\$1,700
23	VETERINARIAN - N.J.R.C.	\$0	4	\$0	0	\$0	1	\$0	3	\$0	0	\$0	0	\$0	8	\$0
25	C.I.D. - N.J.R.C.	\$0	12	\$0	1	\$0	1	\$0	26	\$0	1	\$0	0	\$0	41	\$0
26	OFF-TRACK PROPRIETORS	\$0	0	\$0	0	\$0	0	\$0	0	\$0	16	\$0	0	\$0	16	\$0
27	OFFICIAL - N.J.R.C.	\$0	0	\$0	0	\$0	0	\$0	2	\$0	0	\$0	0	\$0	2	\$0
28	PARTNERSHIP	\$0	119	\$0	93	\$0	91	\$0	264	\$0	39	\$0	1	\$0	607	\$0
31	OWNER - 3 YEAR	\$150	47	\$7,050	14	\$2,100	12	\$1,800	241	\$36,150	76	\$11,400	0	\$0	390	\$58,500
<b>TOTAL</b>			<b>2,259</b>	<b>\$80,815</b>	<b>812</b>	<b>\$27,880</b>	<b>641</b>	<b>\$18,465</b>	<b>5,339</b>	<b>\$175,045</b>	<b>3,144</b>	<b>\$74,380</b>	<b>8</b>	<b>\$285</b>	<b>12,203</b>	<b>\$376,870</b>

1999 LICENSE FEES RECEIVED IN 1998	(\$36,555)
2000 LICENSE FEES RECEIVED IN 1998	(\$4,300)
2001 LICENSE FEES RECEIVED IN 1998	(\$4,300)
DUPLICATE LICENSE FEES	\$540
2000 LICENSE FEES RECEIVED IN 1999	\$23,015
2001 LICENSE FEES RECEIVED IN 1999	\$4,000
2002 LICENSE FEES RECEIVED IN 1999	\$4,000
PRIOR YEAR LICENSE FEES RECEIVED IN 1999	\$0
<b>GRAND TOTAL LICENSE FEES</b>	<b>\$634,390</b>

**ATTACHMENT 3D**

**ACTUAL EXPIRED OUT PER TOTE**

	Date Ticket Purchased	Total	In state MDLS-H	In state MDLS-T	In state GSP-H	In state GSP-T	In state FRA/ACHI	In state MP	In state ACRA	VCHERS	Out of State	AMOUNT ENTERED INTO NCFS		
												NJRC 4929 21	NJRC 4929 22 S BRED	TBA 4071 22 T BRED
ACRA	7/1/98-6/30/99	81,776.00	0.00	0.00	0.00	0.00	0.00	0.00	20,218.00	454.85	61,102.35	0.00	10,336.85	10,336.80
FRA	4/25/98-6/30/99	580,930.92	0.00	0.00	0.00	0.00	179,664.20	0.00	0.00	24,514.52	376,752.20	142,426.23	6,795.29	11,179.92
GSP	7/1/98-6/30/99	341,407.92	0.00	0.00	44,797.10	37,313.60	0.00	0.00	0.00	10,423.77	248,873.45	25,004.45	21,262.82	23,309.47
MDLS	7/1/98-6/26/99	1,684,832.40	398,751.40	124,840.20	37,145.10	17,078.40	45,622.30	34,991.95	458.00	53,375.25	972,569.80	259,032.11	97,099.28	261,387.66
MP	7/1/98-6/30/99	892,359.47	13,396.95	8,664.00	2,787.20	2,696.90	12,332.40	381,956.85	425.50	17,989.22	452,110.45	14,258.28	205,866.27	446,179.76
<b>TOTAL</b>		<b>3,581,306.71</b>	<b>412,148.35</b>	<b>133,504.20</b>	<b>84,729.40</b>	<b>57,088.90</b>	<b>237,618.90</b>	<b>416,948.80</b>	<b>21,102.30</b>	<b>106,757.61</b>	<b>2,111,408.25</b>	<b>440,721.07</b>	<b>341,360.51</b>	<b>752,393.61</b>

**Total In State 1,363,140.85**

**Total Vouchers 106,757.61**

**Grand Total 1,469,898.46**



# NJ Racetracks

