



NEW JERSEY RACING COMMISSION 2020

EIGHTY-FIRST ANNUAL AND STATISTICAL REPORT

FOR THE YEAR ENDING DECEMBER 31, 2020

Philip D. Murphy
Governor

Gurbir S. Grewal
Attorney General

Pamela J. Clyne
Chairman

Michael J. Arnone · Francis X. Keegan, Jr.
Glen Vetrano
Commissioners

Judith A. Nason
Executive Director

Contents

| | |
|---|----|
| Mission Statement..... | 1 |
| New Jersey Racing Commissioners..... | 1 |
| New Jersey Racetracks | 4 |
| Other Regulated Facilities | 5 |
| Commissioners | 5 |
| COVID-19 Public Health Emergency | 5 |
| 2020 Budget..... | 6 |
| Racing Operations..... | 7 |
| Thoroughbred Racing Officials | 7 |
| Standardbred Racing Officials..... | 7 |
| Licensing Personnel..... | 8 |
| Veterinary Staff | 8 |
| Testing Procedures..... | 9 |
| Pari-Mutuel Wagering | 10 |
| Live Wagering | 11 |
| Simulcast Wagering..... | 11 |
| Pari-Mutuel Handles..... | 11 |
| Regulatory Affairs | 12 |
| Investigative Staff..... | 13 |
| Violations..... | 14 |
| Sports Wagering | 14 |
| New Jersey Horse Racing Injury Compensation Board | 14 |
| Regulated Entities..... | 14 |
| Permit Holders..... | 14 |
| Off-Track Wagering Licensees..... | 15 |
| Casino Simulcasting | 15 |
| Account Wagering..... | 15 |
| Exchange Wagering..... | 15 |
| Totalisator | 16 |
| Race Dates | 16 |
| Thoroughbred Horsemen’s Association | 16 |
| New Meadowlands Racetrack, LLC..... | 17 |

| | |
|---|----|
| FR Park Racing, LP | 17 |
| Far Hills Special Steeplechase Meet | 18 |
| 2021 Race Dates | 19 |
| Horsemen’s Consent..... | 19 |
| Contact Information..... | 19 |
| Racetracks..... | 19 |
| Off-Track Wagering Facilities..... | 20 |
| Casino Simulcast Facility | 21 |
| Horsemen’s Associations..... | 21 |
| Account Wagering..... | 22 |
| Exchange Wagering..... | 22 |

Mission Statement

The New Jersey Racing Commission (“Commission”) regulates horse racing, pari-mutuel wagering, account wagering and exchange wagering in the State of New Jersey. The Commission is tasked with ensuring the integrity of the sport and the wagering thereupon through efficient oversight of all racing and wagering related entities and activities. The Commission also acts to promote the health and safety of the racing participants.

New Jersey Racing Commissioners

Pamela J. Clyne, LCSW, SAC

Chairman

Appointed 2012 - Present

Appointed as Chairman April 17, 2014

Pamela J. Clyne has served as the Chairman of the Racing Commission for the past five years. She has a Master’s Degree in Social Work from Rutgers University and is certified in several behavioral healthcare disciplines. One of the focuses of Chairman Clyne’s professional career has been the establishment and operation of an equine therapy practice. As a lifelong equine enthusiast, Chairman Clyne has been able to utilize both her love of horses and her expertise as a licensed clinical social worker to treat those suffering from a wide range of mental illnesses, including autism and post-traumatic stress disorder.

Currently, Chairman Clyne practices behavioral healthcare for veterans suffering from PTSD and children suffering from autism. Some of Chairman Clyne’s practices involve therapeutic horseback riding and equine assisted psychotherapy.

Formerly, Chairman Clyne was the Executive Director of Reindancer Therapeutic Riding Center where she worked with a group of individuals with a wide range of special needs.

Dr. Michael Arnone, DDS

Appointed 2013 - Present

Dr. Michael Arnone attended Seton Hall University and St. Francis College. He received his D.D.S. from Temple University School of Dentistry and continues to practice dentistry in Red Bank, NJ. Commissioner Arnone was a member of the New Jersey General Assembly from 1989 to 2004 and served as Mayor of Red Bank from 1978 to 1990. Commissioner Arnone has served on several other local government agencies and committees including service as a Commissioner of the Red Bank Fire and Police.

Dr. Arnone also served his country as a member of the United States Army from 1959-1961, achieving the rank of Captain.

Francis X. Keegan, Jr.
Appointed 2006 - Present

Francis X. Keegan, Jr., a lifelong horseman, was appointed to the Commission in 2006. Formerly, he was President of the Thoroughbred Breeders' Association of New Jersey, President of the New Jersey Thoroughbred Horsemen's Association and has held esteemed membership in many national and international horsemen's organizations, including the Thoroughbred Club of America, the Green Mountain Horse Association and the National Hunt Association. He was also a patron of the Monmouth County Hunt.

Commissioner Keegan has bred, owned and raced horses in New Jersey since 1963 and has been a successful consignor at numerous thoroughbred auction sales including those held in Saratoga, NY and Keeneland, KY.

Commissioner Keegan is a graduate of Seton Hall University and attended Fordham Law School. He also served as an infantry officer in the United States Army. Commissioner Keegan recently retired from his career as a Wealth Management Advisor and First-Vice President of Investments with UBS Financial Services, Inc. where he was employed for the past 51 years. In addition to his public service, Commissioner Keegan has served on the board of numerous banks, including Carteret S & L Bank of Commerce and Monmouth Community Bank.

Glen Vetrano
Appointed July 26, 2019 – Present

Glen Vetrano has been involved in the equine industry for the better part of 30 years. Throughout that time, Commissioner Vetrano has participated in every aspect of the sport including owning, breeding and racing standardbred horses. Commissioner Vetrano presently resides on a small farm in Hampton Township, Sussex County, where he owns and operates a bovine breeding farm. Commissioner Vetrano's service on the Commission stems from a desire to promote the horse racing industry in New Jersey and to create a first class racing product that all New Jersey residents can enjoy while creating a level playing field for all who participate.

Commissioner Vetrano is a retired Battalion Chief of the Paterson Fire Department and has enjoyed a long career in public service, which includes serving as a Freeholder of Sussex County, being selected President of the Boys and Girls Club of Paterson and Passaic, President of the Paterson Firefighters' Association, Board Member of the Sussex County Community College Board of Trustees and the Highlands Water Protection and Planning Council, Director of the Sussex County Farm and Horse Show, Chairman of the John Cocula Memorial Scholarship Foundation, and serving as a charter member of Sparta UNICO, amongst other titles and positions of public service.

Further, Commissioner Vetrano has been bestowed several awards of note, including being named Man of the Year for the Red Cross of Sussex County, Man of the Year of the Boys and Girls Club of Paterson and Passaic, Grand Marshal of the Sussex County St. Patrick's Day Parade and Volunteer of the Year of the Sussex County Chamber of Commerce, amongst other accolades.

Judith A. Nason
Executive Director

Appointed July 18, 2018 - Present

On May 15, 2019, the New Jersey Racing Commission appointed Judith A. Nason to serve as Executive Director. Ms. Nason served as Acting Director of the Commission since July 18, 2018. Ms. Nason served as Deputy Director of the Commission since November 2014 and, prior to that, as a Deputy Attorney General beginning in January 1993. As a Deputy Attorney General, Ms. Nason represented and provided legal advice to the Commission for 13 years.

Ms. Nason received a J.D. with Honors from Rutgers Law School-Newark in 1988. Thereafter, she clerked for Chief Justice Robert N. Wilentz of the New Jersey Supreme Court. Ms. Nason was then employed as an associate attorney in New York City with Kaye, Scholer, Fierman, Hays and Handler, specializing in corporate finance, and as a litigation associate in Newark, New Jersey with LeBoeuf, Lamb, Leiby and MacRae where she worked with the Honorable Frederick B. Lacey. Thereafter, Ms. Nason left private practice for a career in public service.

Overview

Composition of Commission Staff

In calendar year 2020, there were 2103 races conducted in New Jersey and the total handle wagered in New Jersey amounted to \$547,503,200. Horse racing is conducted at three racetracks in the State and wagers can be placed on horse races at the racetracks, the six operating off-track wagering facilities and the casino simulcast facility at the Borgata, as well as over the internet or via telephone. The New Jersey Racing Commission regulates horse racing and the wagers placed on the sport.

The Commission, which is a bi-partisan body created by statute, consists of a maximum of nine members. Commissioners are appointed by the Governor, by and with the advice and consent of the Senate, for a term of six years. One such member shall be designated by the Governor to serve as chairman.

Through its regulatory purpose, the Commission is tasked with maintaining the integrity of New Jersey's horse racing industry and acting to protect the health and safety of the racing participants. These aims are achieved through the promulgation and enforcement of regulations. The Commission, which is also charged with oversight of the wagering upon horse races in the State, employs staff members to oversee the calculation and distribution of wagering handles in order to ensure that such wagering is conducted fairly and without incident. Additional functions of the Commission include the issuance of permits and licenses allowing persons or entities to conduct horse racing-related activities.

The Commission has a full-time staff of dedicated employees charged with conducting its daily functions. The full-time staff includes investigators, race officials, financial analysts, veterinarians, executive staff and support personnel. In addition to the full-time employees, the Commission maintains a pool of per-diem employees to supplement staff as needed. Many of the part-time and seasonal employees only work on days when racing is conducted. The staff is led by Executive Director Judith A. Nason who has served in that role since her appointment on July 18, 2018.

New Jersey Racetracks

New Jersey currently has three racetracks in operation and each has its own unique features and history. Monmouth Park is the only exclusive thoroughbred racetrack in the State and hosts the Haskell Invitational, an annual Grade 1 Stakes Race. The Meadowlands conducts both standardbred and thoroughbred racing at its state-of-the-art facility, opened in 2013. The Meadowlands has hosted the Hambletonian Stake, one of the most prestigious harness races in the world, every year since 1981. Freehold Raceway is the oldest and longest continuously operating racetrack in the United States, having been officially opened for operation in 1854, although races were conducted on the site starting in the mid-1830s.

Other Regulated Facilities

Legislation enacted in 2002 allows for the operation of up to fifteen off-track wagering facilities, which provide members of the wagering public additional locations to place bets and watch simulcast races. As of December 31, 2020, there are six off-track wagering facilities open for business in the State. They are located in Toms River, Woodbridge, Bayonne, Gloucester Township, Hillsborough and Egg Harbor Township. In addition to the off-track wagering facilities, patrons are able to place bets on simulcast races at the casino simulcast facility located at the Borgata Hotel and Casino, as well as on the internet and over the telephone by utilizing New Jersey's account wagering system or exchange wagering system.

Commissioners

During calendar year 2020, the following persons served on the Commission: Dr. Michael Arnone, Pamela Clyne, Glen Vetrano, and Francis X. Keegan, Jr. On April 17, 2014, Commissioner Pamela Clyne was designated chairman and has served in that capacity since that time. At year's end, there are four sitting Commissioners and five vacancies awaiting appointment.

COVID-19 Public Health Emergency

In 2020, the COVID-19 public health emergency had a significant impact upon the horse racing industry in New Jersey. On March 9, 2020, the Governor's Office declared a public health emergency through the issuance of Executive Order 103 (2020). On March 16, 2020, the Governor's Office issued Executive Order No. 104 (2020), as supplemented by Executive Order No. 107 (2020) on March 21, 2020, to protect the health, safety, and welfare of New Jersey residents from the community spread of COVID-19. Executive Order No. 104 resulted in the immediate closure of the racetracks to the public. At the time, the Meadowlands Racetrack and Freehold Raceway were conducting live standardbred racing. The issuance of Executive Order No. 104 resulted in the immediate cancellation of live racing at both racetracks. Although Monmouth Park was open for simulcasting and sports wagering only, it also closed to the public.

The racetracks remained closed until June 1, 2020, when Administrative Order No. 2020-14 allowed the racetrack permit holders to offer live racing without spectators. The Administrative Order allowed Monmouth Park to open its stabling facilities to thoroughbred horses on June 1. The Meadowlands Racetrack resumed its live racing schedule on June 5, 2020 without spectators. Monmouth Park commenced live thoroughbred racing on July 3, 2020. Freehold Raceway's winter/spring meet, which was scheduled to take place January 1 through May 23, was over and the racetrack opted not to seek additional race dates prior to the commencement of its summer/fall meet on August 28, 2020.

On July 3, 2020, Administrative Order No. 2020-16 authorized the permit holders to allow spectators and other members of the public, in a limited capacity, into the racetrack to observe live and simulcast races and place pari-mutuel and sports wagers. While still prohibiting indoor dining, the Administrative Order authorized the racetracks to allow outdoor dining.

Finally, on September 5, 2020, Administrative Order No. 2020-20 authorized the racetrack permit holders to allow outdoor and indoor dining in accordance with the Order, applicable Executive Orders, and associated guidance issued by the New Jersey Department of Health.

2020 Budget

The Total Operating Budget for fiscal year 2020 was \$7,036,439. This represented an increase of \$419,839, or (6.35%), from the total operating budget of fiscal year 2019 which was \$6,616,609. The increase in budget for 2020 is mainly attributed to the implementation of licensing system upgrades and the purchase of three new live-scan fingerprint machines, etc.

For budgetary purposes, operational activities are broken down into four functional areas. The 2020 Fiscal Year Budget for each area is as follows (with the 2019 budget numbers in parenthesis):

| | | | |
|----------------------------|--------------|--------------|---------------|
| Administrative/Regulatory: | | \$ 2,050,358 | (\$1,679,067) |
| Racing Operations: | | \$ 4,154,556 | (\$4,037,630) |
| Licensing: | \$ 906,885 | | (\$1,011,581) |
| Veterinarians: | \$ 1,101,002 | | (\$1,028,588) |
| Chemical Testing: | \$ 1,214,333 | | (\$1,162,938) |
| Officials: | \$ 932,336 | | (\$834,523) |
| Pari-Mutuels: | | \$ 188,884 | (\$273,370) |
| Investigations: | | \$ 642,641 | (\$626,541) |
| Total Operating Budget: | | \$ 7,036,439 | (\$6,616,609) |

Racing Operations

Oversight of the races conducted in the State and of the racing participants is the responsibility of the racing operations staff members. This group includes executive staff, racing officials, licensing personnel, veterinary staff and administrative staff.

Thoroughbred Racing Officials

The persons who officiate thoroughbred races are known as racing stewards. The Commission employs a Chief State Steward of thoroughbred racing and several associate stewards to officiate the thoroughbred races at Monmouth Park and the Meadowlands. It is the responsibility of these stewards to watch every race from start to finish and ensure that all races are conducted according to the Commission's rules. However, the duties of the stewards extend well beyond the actual running of the races.

A few days prior to a race day, Commission stewards are responsible for verifying entries into each race and claims upon any of the entrants. On the morning of a race day, prior to any races being run, the stewards are in regular contact with trainers, owners and veterinarians to determine if any horses need to be scratched from that day's races. During each race, three stewards are present in the officiating booth at all times. Two stewards watch the race with binoculars while another studies the live video feeds. These three stewards work in concert to determine if a foul occurs during the race and, if a foul occurs, to determine the appropriate action to be taken.

The Commission has jurisdiction over all licensees and licensed tracks, farms and training facilities, as well as any location in the State where a racehorse is located. The stewards issue penalties and make judgments on all matters involving violations of the Commission's rules. When a violation of a Commission rule occurs, three stewards are empaneled to conduct a hearing at which the violator is present and has an opportunity to explain his or her side of the incident. At the conclusion of the hearing, the panel of stewards determines if a penalty is warranted.

Standardbred Racing Officials

The persons who officiate standardbred races are known as judges. The Commission employs a State Steward of standardbred racing, as well as two presiding judges and several associate judges to officiate standardbred races at Freehold Raceway and the Meadowlands. The job responsibilities of standardbred judges are similar to those of thoroughbred stewards, although there are some minor differences between the two industries. Judges verify the entries into each race and also pick the starting draw. Similar to the thoroughbred stewards, standardbred judges are in contact with the trainers, owners and veterinarians pre-race to determine if any horse must be scratched. Further, there are three judges in the officials' booth during each standardbred race who work together to view the race to ensure that no violations occur during a race and, should a violation occur, confer amongst themselves as to the circumstances involving the violation and the appropriate action to be taken.

Judges are responsible for levying penalties upon licensees and other persons for violations of the Commission's rules. When a violation of one or more of the Commission's rules occurs, three judges are empaneled to conduct a hearing at which the violator is present and has an opportunity to explain his or her side of the incident. At the conclusion of the hearing, the panel of judges determines if a penalty is warranted.

Licensing Personnel

Every person involved in thoroughbred or standardbred racing in New Jersey must be licensed by the Commission. This includes, but is not limited to, owners, trainers, jockeys, drivers, veterinarians, exercise riders, and grooms. Further, all vendors, farms, stables and other entities involved in thoroughbred or standardbred racing in New Jersey, including racetrack employees, must be licensed as well.

The responsibilities of granting licenses, overseeing the licensing process and ensuring that all persons required to be licensed have been issued a license, are the responsibilities of the Commission's licensing staff. Licensing staff are present at each of the three racetracks during racing meets and are present year-round at the central office in Trenton.

In order to obtain a license, each prospective licensee must fill out an application, have his or her photo taken by a member of the Commission's licensing staff and be fingerprinted for a criminal background check. The application is then reviewed by staff and photo identification is given to the licensee. Each licensee is required to have photo identification on his or her person while on the grounds of a racetrack, farm, or other area under the jurisdiction of the Commission.

Certain licenses require approval of the State Steward, while others require the taking and passing of a written examination. It is the responsibility of the licensing staff to keep track of this process and maintain such records.

In the year 2020, 8,064 licenses were issued by the Commission. A breakdown of each individual license granted for both thoroughbred and standardbred racing is attached to this report. When submitting an application for a racing license, each applicant is required to submit a licensing fee, the amount of which is different for each respective class of license. In 2020, the total revenue, in the form of licensing fees, generated through the licensing process was \$351,295, representing a 23.05% decrease from the 2019 licensing revenue of \$456,510.

Veterinary Staff

The Commission employs veterinarians who operate under the supervision of the Chief State Veterinarian. It is the responsibility of the Commission's veterinarians to safeguard the health of racehorses in the State and to minimize the risk of any injury or harm that may befall human and equine race participants.

On race day, the Commission's veterinarians perform a pre-race examination of every horse that is entered to race. During this general exam, the veterinarians check each horse to determine if there are any indications of illness or lameness. To conduct the exam, a veterinarian will enter the stall and check the horse's physical condition and will also watch the horse jog to make certain there is no evidence of lameness or unsoundness in the horse's gait. Should any horse present illness or lameness, the veterinarian has the discretion to contact the stewards or judges and scratch the horse from racing that day. Should a veterinarian elect to scratch a horse, the horse is placed on a list maintained by the veterinary staff and cannot race until that horse undergoes a thorough evaluation by a Commission veterinarian and is determined to be free of illness or injury.

During each race, Commission veterinarians are positioned in the paddock area and along the racetrack in order to observe the horses as they run. Should an accident or injury occur, the veterinarians are immediately on hand to treat the horse and have the authority to order the horse removed by equine ambulance or euthanized, if necessary. In addition to observation of the races themselves, Commission veterinarians are responsible for taking post-race blood samples from selected horses which are then tested for the presence of any drugs or substances foreign to the natural horse. When not observing races, it is the responsibility of the veterinarians to maintain a presence in the stabling and paddock areas. The Commission has a veterinary office at each racetrack in the State.

The veterinarians are responsible for keeping apprised of any equine health issues that may be occurring in New Jersey and neighboring jurisdictions and report any issues to the executive staff as well as to the racing stewards and judges. The veterinarians also research national trends and standards in equine veterinary practice so that they may be informed of the treatments being used in the private sector.

Testing Procedures

As mentioned previously, Commission veterinarians are responsible for conducting post-race testing. Further, the veterinarians also conduct certain testing prior to the date of the race. Pursuant to the Commission's rules, the veterinarians may conduct out-of-competition testing in order to ascertain the presence of Erythropoietin, Epogen and other blood doping agents.

In addition to the Commission veterinarians, the Commission employs several part-time animal health inspectors who work at the racetracks. After each race, some or all of the horses that competed in the race are sent to the detention barn to undergo post-race testing. The veterinarians and animal health inspectors procure blood and urine samples, respectively. The veterinarian or animal health inspector label and seal the samples they have procured and place the samples into locked storage. The samples are then shipped to a laboratory, which is under contract with the Commission, to be tested for the presence of drugs and substances foreign to the natural horse. Throughout the year of 2020, Truesdail Laboratories in Irvine, California served as the testing laboratory.

In addition to equine testing, every person that may influence the outcome of a race is regularly tested for the presence of alcohol or drugs. This includes, but is not limited to, jockeys, trainers, drivers, grooms, and the Commission's own stewards and judges.

In calendar year 2020, the Commission tested 25,875 equine samples and 102 human samples. Due to the abundance of standardbred racing in New Jersey, the majority of equine samples, or 20,439 samples, were taken from standardbred horses, while 5,436 samples were taken from thoroughbred horses. In total, there have been 46 equine positives from standardbred horses and thoroughbred horses combined. There were also 2 human positives. A complete breakdown of the total testing numbers and the specific drugs found is attached to this report.

As indicated in the overview, the COVID-19 public health emergency caused the cancellation of numerous race dates in 2020. As a result, the number of samples collected and tested also decreased.

Pari-Mutuel Wagering

The Commission is tasked with ensuring the integrity of the sport and the wagers made thereupon. Every wager placed in New Jersey is recorded and checked for accuracy and compliance with the Commission's rules. Commission staff oversees the calculation of financial information from these wagers to ensure proper distribution of funds. Staff also regulates all operational aspects of pari-mutuel wagering, account wagering and exchange wagering to best ensure the integrity of the wagering aspects of the sport. Under the direction of the Supervisor of Pari-mutuels, Commission accountants oversee the operation of the totalisator, a device that computes the incoming wagers on a particular race in real time, calculates the odds on each race and transmits those odds to the racetracks. This sophisticated computer system is housed at the Quantum Data Center East in Mt. Laurel, New Jersey ("Data Center"). The Commission's Supervisor of Pari-mutuels and staff are located at the Data Center in order to maintain a constant presence and to ensure that all of the systems are being operated according to the Commission's rules. Throughout 2020, Sportech Racing, LLC was the entity licensed to operate the Data Center.

The accounting staff is also responsible for calculating the breakdown of bets from each of the many wagering locations and modalities throughout the state and separating the shares of these wagers accordingly. Each type of wager has different statutory and regulatory requirements that determine which parties receive percentages of the total wagering handle. In very broad terms, wagers can be made on two types of races: live races and simulcast races. A wager on a live race must necessarily take place at the racetrack where the race is being held. All bets made on races occurring at racetracks other than where the better is located are considered simulcast wagers and are governed by the Simulcasting Racing Act, N.J.S.A. 5:5-110 et seq. All wagers made at an off-track wagering facility, or via the account wagering system are governed by the Off-Track and Account Wagering Act, N.J.S.A. 5:5-127 et seq. Wagers made via the exchange wagering system are governed by the Exchange Wagering Act, N.J.S.A. 5:5-168 et seq. Revenue is collected from the total handle amounts based upon a statutory scheme created for such purpose.

Live Wagering

Live pari-mutuel wagering can occur at any of the three racetracks on days when races are held. Live bets are taken at teller windows and self-service machines at the tracks and are most commonly redeemed at the tracks as well. Each of the three racetracks employ security personnel to safeguard all areas where money is being transacted or stored. As mentioned earlier, the Commission has staff members present at every racetrack during racing hours.

Simulcast Wagering

Simulcast wagering can occur at any of the three racetracks, six off-track wagering facilities or the Borgata Hotel Casino and Spa. Simulcast wagering can also occur via the internet or telephone by utilizing the account wagering and exchange wagering systems. Simulcasting conducted at the three racetracks is identified as either interstate or intrastate simulcasting, depending on the location of the race being wagered upon.

Pari-Mutuel Handles

The Commission oversees the pari-mutuel system and maintains accounting records of every dollar wagered on horse racing in the State. A full statistical analysis of the wagers made at each racetrack, off-track wagering facility and casino simulcast facility, as well as each wager made using the account wagering and exchange wagering systems, are attached to this report.

In 2020, the total live wagering handle was \$15,315,508. This represents a 61.33% decrease from the total live wagering handle in 2019, which was \$39,602,582. Monmouth Park's total live handle in 2020 was \$7,564,907 representing a 63.91% decrease from Monmouth's Park's 2019 live wagering handle of \$20,958,740. Thoroughbred racing at the Meadowlands' total live handle in 2020 was \$98,358 representing a 78.60% decrease from thoroughbred racing at the Meadowlands' 2019 live wagering handle of \$459,588. Harness racing at the Meadowlands' 2020 live wagering handle was \$5,383,955 representing a 63.03% decrease from the Meadowlands' 2019 live wagering handle of \$14,562,497. Freehold Raceway's 2020 fall meet live wagering handle was \$1,354,869, representing a 10.80% decrease from Freehold's 2019 fall meet live wagering handle of \$1,518,892. Freehold Raceway's 2020 spring meet live wagering handle was \$913,420, representing a 49.50% decrease from Freehold's 2019 spring meet live wagering handle of \$1,808,723. Unfortunately, due to the COVID-19 public health emergency, the Far Hills Special Steeplechase Meet scheduled for October 17, 2020 was cancelled.

In 2020, the total intrastate simulcasting handle was \$7,578,030, representing a 21.46% decrease from the 2019 intrastate wagering handle of \$9,649,087. In 2020, the total interstate simulcasting handle was \$115,999,754, representing a 43.30% decrease from the 2019 interstate wagering handle of \$204,582,285.

In 2020, the total off-track and account wagering handle was \$386,949,337, representing a 22.18% increase over the 2019 total off-track and account wagering handle of \$316,367,110. Account wagering accounts for \$311,021,910 of the 2020 handle, an increase of 75.91% over the

2019 account wagering handle of \$176,805,925. Off-track wagering accounts for \$75,927,427 of the 2020 handle, a decrease of 45.60% from the 2019 off-track wagering handle of \$139,561,185. In 2020, Woodbridge was the off-track wagering facility that generated the largest handle, while Hillsborough was the facility that generated the lowest handle.

In 2020, the exchange wagering handle was \$8,409,739, representing a 9.37% decrease from the 2019 exchange wagering handle of \$9,279,397.

In 2020, the casino simulcasting handle was \$13,250,832, representing a 49.79% decrease from the 2019 casino simulcasting handle of \$26,388,710.

Regulatory Affairs

Horse racing in New Jersey is a highly regulated activity. The Commission directly regulates the industry through the promulgation and enforcement of rules.

It is the responsibility of the executive staff to monitor and determine how best to regulate each area of the industry. Executive staff meets with the Presiding Steward, Presiding Judges, the Chief Veterinarian and the Chief Investigator to better understand what rules may need to be amended, created or repealed based on the current needs and trends of the industry. The executive staff is responsible for keeping abreast of the current rulemaking trends in other racing jurisdictions throughout North America in order to help New Jersey remain a leader in the international racing community.

Other than Commission-initiated rule changes, the executive staff also receives petitions for rulemaking from members of the industry or from members of the public. When such a petition for rulemaking is received it is the responsibility of the executive staff to research the request and determine whether the suggested rule should be considered. Additionally, the Legislature may adopt statutes requiring the Commission to promulgate rules.

The rule promulgation process can be lengthy and requires several levels of oversight, publication and approval. Upon a determination that a rule change should occur, executive staff drafts a proposal of the particular new rule(s), repeal(s) or rule amendment(s), a summary of the proposal, and statements explaining the impact of the proposal upon several key areas of State governance. After receiving approval from the Department of Law and Public Safety and the Governor's Office, the rule proposal is brought before the Commission at a public meeting. The Commissioners then determine whether to publish the proposal in the New Jersey Register. Once a proposal is published in the New Jersey Register, there is a 30 or 60 day public comment period. After the public comment period expires, the executive staff takes the necessary steps to adopt the rule, which requires additional approvals from the Department, Governor's Office and Commission.

In 2020, the Commission adopted several rules via publication in the New Jersey Register.

N.J.A.C. 13:70-11.12, 11.12A, and 11.12B, which were adopted on October 19, 2020, prohibit the use of the riding crop in thoroughbred racing except when necessary to protect the safety of the horse and rider. The rules also specify the dimensions of the permissible riding crop that may be carried by the jockeys as well as penalties for violating the rule.

N.J.A.C. 13:71-20.14 and 20.15, which were adopted on October 19, 2020, fundamentally alter the way in which a driver may use a whip to encourage a horse to run in harness racing. The rules prohibit one-handed whipping as well as requiring the driver to use wrist action only when moving the whip.

N.J.A.C. 13:70-1.43 and N.J.A.C. 13:71-1.38, which were adopted on October 19, 2020, grant authority to the Executive Director to cancel or postpone racing due to the presence of hazardous conditions, such as extreme heat, determined to pose a threat to the health, safety and welfare of the racing participants.

N.J.A.C. 13:71-20.25 proposed the creation of a standardized distance between racetrack pylons and a penalty structure for those drivers that go out of bounds by crossing the inner demarcation of the pylons.

N.J.A.C. 13:70-14.16 and N.J.A.C. 13:71-20.24 would require additional information upon the death of a racehorse resulting from a racing or training incident. The proposed amendments would require the administration of a necropsy upon the remains of any horse that dies while racing or training on the racetrack and would also require the submission of the deceased horse's veterinary records for the 30 days preceding the horse's death.

Investigative Staff

The Commission employs a staff of investigators to monitor the activities at the racetracks, off-track wagering facilities, the casino simulcast facility, farms, training facilities, and the Data Center.

Commission investigators are responsible for maintaining a presence at all areas over which the Commission has jurisdiction. Investigators regularly appear at licensed farms and training facilities to ensure that the licensees present are complying with the Commission's rules. Further, the Commission investigates incidents involving racehorses. Investigators are responsible for producing reports of any incident or rule violation discovered in the course of his or her duties. The investigative staff has the authority to access any area subject to the Commission's jurisdiction.

Violations

In 2020, there were 190 documented violations of the Commission's rules. For a full listing of the violations, please visit <https://www.njoag.gov/about/divisions-and-offices/nj-racing-commission-home/njrc-official-rulings> and enter the appropriate date range. When found in violation of the Commission's rules, the violators have the right to appeal. When an appeal is made, the Commission transmits the matter to the Office of Administrative Law ("OAL") for a hearing. The Commission currently has a number of matters pending before the OAL.

Sports Wagering

Following the favorable resolution in *Philip D. Murphy, Governor of New Jersey, et al. v. NCAA, et al.*, 138 S. Ct. 1461 (2018), the Legislature authorized the licensure of sports wagering facilities in the State. The Commission is the body responsible for issuing the initial sports wagering license to the existing racetracks and former racetracks as defined by the statute. As of December 31, 2020, the permit holders at all three racetracks operate a sports wagering facility on racetrack grounds. The permit holder at Freehold Raceway commenced sports wagering at the racetrack on or about September 1, 2020.

New Jersey Horse Racing Injury Compensation Board

The New Jersey Horse Racing Injury Compensation Board is in, but not of, the Department of Law and Public Safety. The Board has no staff of its own and Commission staff is responsible for maintenance of the Board's files and promulgation of the Board's rules. Additionally, the Executive Director of the Commission currently serves as the Commission's representative on the Board.

Regulated Entities

The entities whose actions are regulated by the Commission include, but are not limited to, the permit holders that operate the racetracks and conduct race meetings, the off-track wagering licensees that operate the off-wagering facilities, the licensees that operate the New Jersey account wagering and exchange wagering systems, and the casino simulcast licensee that operates the casino simulcast facility at the Borgata.

Permit Holders

The Commission is responsible for granting permits to allow persons or entities to conduct thoroughbred and standardbred racing in the State of New Jersey. Pursuant to *N.J.S.A. 5:5-44*, each permit must be renewed annually. Each entity that held a permit to conduct race meetings in

2020 submitted an application for a renewal of their respective permits for 2021. The New Jersey Thoroughbred Horsemen’s Association (“NJTHA”) submitted three applications to conduct race meetings. These included one application each for thoroughbred race meetings to be conducted at Monmouth Park and the Meadowlands. The third application requested a special permit for conducting a one-day steeplechase meeting in Far Hills, NJ. FR Park Racing, LP submitted two applications to conduct harness race meetings, both of which will take place at Freehold Raceway. New Meadowlands Racetrack, LLC submitted one application to conduct a harness race meeting at the Meadowlands. The Commission granted the renewal of the requested permits at its November 18, 2020 public meeting except for the one-day steeplechase meeting. The Commission had to table action on this permit because the statutory notice period required in N.J.S.A. 5:5-38.2 had not yet concluded.

Off-Track Wagering Licensees

As of December 31, 2020, there are six operating off-track wagering facilities in New Jersey and it is the Commission’s responsibility to license these facilities and the operators thereof. The operators of each of the off-track wagering facilities applied for a renewal of their respective licenses for 2021. At its November 18, 2020 public meeting the Commission voted to grant each of these licensees a renewal of their respective off-track wagering licenses.

Casino Simulcasting

The only casino licensed to conduct simulcasting of horse races is the Borgata Hotel Casino and Spa. The Commission renewed this license for 2021 at its November 18, 2020 public meeting and continues to jointly regulate wagering at the facility with the Division of Gaming Enforcement.

Account Wagering

The account wagering license is held by the New Jersey Sports and Exposition Authority. Darby Development, LLC manages the account wagering system and TVG provides the platform services necessary for operation. All three entities had their licenses renewed for 2021 at the Commission’s November 18, 2020 public meeting.

Exchange Wagering

The exchange wagering license is held by the New Jersey Sports and Exposition Authority. Darby Development, LLC manages the exchange wagering system and Betfair US, LLC is the exchange services agent. On September 30, 2020, the New Jersey exchange wagering system closed due to the withdrawal of Betfair US, LLC as the exchange services agent.

Totalisator

The totalisator for New Jersey horse racing wagers is operated by Sportech Racing, Inc. and is housed at Sportech's Quantum Data Center East, located in Mt. Laurel, New Jersey. Sportech Racing, Inc. had its license renewed for 2021 at the Commission's November 18, 2020 meeting.

Race Dates

The Commission is empowered to allocate race dates for the ensuing year to each of the permit holders. When allocating race dates, the Commission is directed by statute to consider the public interest, which consists of factors such as the protection of State revenues, providing for the continuity of racing and year-round racing to promote the racing industry and the employment the industry provides in the State, the recreational opportunity the presence of live horse racing provides members of the public in the areas where racetracks are located, and the maintenance of the State's competitive position in relation to neighboring racing jurisdictions.

The Commission must also consider N.J.S.A. 5:5-156(a), which requires that the thoroughbred permit holder at the Meadowlands and the permit holder at Monmouth Park shall, in the aggregate, schedule not fewer than 141 thoroughbred race dates in a calendar year. The statute also requires that the standardbred permit holder at the Meadowlands shall schedule no fewer than 151 standardbred race dates at the Meadowlands and that the permit holders at Freehold Raceway schedule no fewer than 192 standardbred race dates.

The statute provides the ability for each permit holder to schedule fewer dates if each permit holder is able to obtain written consent to do so from the relevant industry's horsemen's association. N.J.S.A. 5:5-156(a) allows the permit holder at Monmouth Park and the thoroughbred permit holder at the Meadowlands to schedule a minimum of 50 thoroughbred race dates in the aggregate if the permit holder receives written consent from the NJTHA. N.J.S.A. 5:5-156(b) allows the permit holder at the Meadowlands to schedule a minimum of 75 standardbred race dates if the permit holder receives written consent from the Standardbred Breeders' and Owners' Association of New Jersey ("SBOA"). Likewise, N.J.S.A. 5:5-156(c) allows the permit holders at Freehold Raceway to schedule a minimum of 75 standardbred race dates, in the aggregate, at Freehold Raceway if the permit holders receive written consent from the SBOA.

Thoroughbred Horsemen's Association

The NJTHA conducted a total of 44 days of racing at Monmouth Park between July 3 and October 24, 2020. The race dates included every Saturday during this timeframe, and all Fridays from July 3 to September 4, all Sundays from July 3 to October 4 and the Wednesdays, October 7, 14 and 21. Monmouth Park also offered live racing on Monday, September 7. Live racing was cancelled on July 10 due to Tropical Storm Fay. The NJTHA originally anticipated 56 days of live racing at Monmouth Park but due to the closure of stabling facilities pursuant to Executive Order 104, racing was cancelled on May 2, 9, 10, 16, 17, 23, 24, 25, 30 and 31, 2020. Racing was also

cancelled on June 6, 7, 13, 14, 19, 20, 21, 26, 27 and 28, 2020 due to Executive Order 104 and general concerns related to the COVID-19 public health emergency.

The NJTHA scheduled 19 days of thoroughbred racing at the Meadowlands in 2020. However, due to the COVID-19 public health emergency, the NJTHA reached an agreement with the standardbred permit holder at the Meadowlands to cancel the thoroughbred race dates at the track to allow harness racing to occur there instead. The Commission approved the agreement and NJTHA's request for allocation of 9 days at Monmouth Park, which were raced at Monmouth Park under the banner of "Meadowlands at Monmouth Park." Racing occurred on October 3, 4, 7, 10, 14, 17, 21 and 24, 2020 with October 12 being cancelled due to adverse weather conditions.

The NJTHA also cancelled its one-day special steeplechase meet at Moorland Farm in Far Hills, New Jersey, which was scheduled for October 17, 2020, due to the COVID-19 public health emergency.

New Meadowlands Racetrack, LLC

New Meadowlands Racetrack, LLC conducted 72 days of racing at the Meadowlands between January 2 and December 26, 2020. New Meadowlands Racetrack, LLC had been allotted 92 racing days for the 2020 calendar year. During the time periods January 2 to March 7, June 5 to August 8, and September 5 to December 26, New Meadowlands Racetrack, LLC conducted races on Fridays and Saturdays as well as Thursday, January 2, 2020. The Meadowlands did not conduct live racing on December 25 due to the Christmas holiday.

Live racing was cancelled on January 9, 2020 due to the racetrack's decision to modify its racing schedule for 2020. Live racing was also cancelled on March 13 and 14 due to concerns over COVID-19 contamination. Pursuant to Executive Order 104, live racing was also cancelled at the Meadowlands on March 20, 21, 27, 28, April 3, 4, 10, 11, 17, 18, 24, 25, May 1, 2, 8, 9, 15, 16, 22, 23, 29 and 30, 2020. Live racing was cancelled on December 19, 2020 due to an electrical malfunction.

On July 15, 2020, the Commission approved the New Meadowlands Racetrack, LLC's request to revise its remaining racing schedule. The racetrack canceled live racing on July 16, August 6, 14, 15, 21, 22, 28, 29, September 4, December 3, 10, 17 and 31, 2020. The racetrack added live racing dates on September 25, 26, October 2, 3, 9, 10, 16, 17, 23, 24, 30, 31, November 6, 7, 13, 14, 20 and 21.

FR Park Racing, LP

FR Park Racing, LP, conducted 62 days of racing over the course of two meets at Freehold Raceway in 2020, the first meet was scheduled between January 2 and May 23, 2020 and the second meet occurred between August 28 and December 31, 2020. The first meet consisted of an anticipated 49 racing days, which were scheduled on Thursdays, Fridays and Saturdays from January 2 to February 15 and on Fridays and Saturdays from February 21 to May 23. The second meet consisted of 36 racing days, and was comprised of the Fridays and Saturdays during that

timeframe excepting December 25, which was the Christmas holiday. Live racing also occurred on Thursday, December 31, 2020.

Live racing was cancelled on February 7, 2020 due to a shortage of entered horses. Due to the COVID-19 public health emergency, live racing was cancelled on March 13 and 14 because of COVID-19 contamination at Freehold Raceway. Additionally, racing was also cancelled on March 20, 21, 27, 28, April 3, 4, 10, 11, 17, 18, 24, 25, May 1, 2, 8, 9, 15, 16, 22 and 23, 2020 due to Executive Order No. 104 (2020).

Far Hills Special Steeplechase Meet

The 2020 Far Hills Special Steeplechase Meet, which was scheduled for October 17, 2020, was cancelled due to concerns related to the COVID-19 public health emergency.

Waiver of Minimum Number of Race Dates

Due to the closure of the racetracks as a result of the COVID-19 public health emergency, each racetrack faced an inability to comply with the minimum number of race dates required by N.J.S.A. 5:5-156 for calendar year 2020. N.J.S.A. 5:5-156 requires each racetrack to race a minimum number of live race dates as a condition for participation in off-track wagering and account wagering. As discussed above, N.J.S.A. 5:5-156(a) requires the permit holder at Monmouth Park and the thoroughbred permit holder at the Meadowlands to schedule no fewer than 50 thoroughbred race dates. Although the Commission allocated 76 live thoroughbred race days to these permit holders for 2020, only 44 thoroughbred race dates were conducted in 2020 because of cancellations related to the public health emergency, which delayed the start of thoroughbred racing until July 3, 2020.

As discussed above, N.J.S.A. 5:5-156 also requires that the standardbred permit holder at the Meadowlands and the permit holders at Freehold Raceway each schedule no fewer than 75 race dates at each racetrack. Although the Commission allocated 90 race days to the Meadowlands and 85 race days to Freehold Raceway for 2020, the Meadowlands conducted 72 race dates and Freehold Raceway conducted 62 race dates in 2020 because the public health emergency caused the cancellation of racing in March, April and May 2020.

The Off-Track and Account Wagering Act, N.J.S.A. 5:5-127 et seq. provides that the Commission shall issue the account wagering and off-track wagering licenses only if the racetrack permit holders schedule at least the minimum number of race dates required in N.J.S.A. 5:5-156.

On November 17, 2020, the Governor issued Executive Order No. 197 (2020) to grant relief to the permit holders. Finding that “strict enforcement of the statutory mandate under N.J.S.A. 5:5-156, during the ongoing Public Health Emergency, would unduly burden the permit holders and frustrate their ability to maintain their licenses and participate in off-track and account wagering”, Executive Order No. 197 ordered that “[t]he statutory minimum number of live race dates required by N.J.S.A. 5:5-156 is hereby waived for the 2020 calendar year.”

2021 Race Dates

At its November 18, 2020 public meeting, the Commission allotted the following race dates to each permit holder for the year 2021.

The NJTHA was allotted 53 race dates at Monmouth Park, 9 race dates at the Meadowlands and 1 steeplechase race date at Moorland Farm. A calendar of the approved race dates is attached.

New Meadowlands Racetrack, LLC was allotted 90 race dates at the Meadowlands. A calendar of the approved race dates is attached.

FR Park Racing, LP plans to race two meets at Freehold Raceway and was allotted 48 race dates for the first meet and 34 race dates for the second meet. A calendar of the approved race dates is attached.

Horsemen's Consent

In 2020, the NJTHA received written consent from the respective horsemen's association, which is the NJTHA, to run fewer than the minimum dates required by N.J.S.A. 5:5-156 in 2021.

In 2020, the SBOA granted written consent to both FR Park Racing, LP and New Meadowlands Racetrack, LLC to allow each permit holder to run fewer than the minimum dates required by N.J.S.A. 5:5-156 in 2021.

Contact Information

Racetracks

Each of the operating racetracks in New Jersey, along with their addresses and important contact information, is listed below.

Freehold Raceway

130 Park Avenue

Freehold, NJ 07728

(732) 462-3800

www.freeholdraceway.com

Freehold Raceway is owned by Pennwood Racing, Inc. and operated by FR Park Racing, LP.

The Meadowlands

1 Racetrack Drive
East Rutherford, NJ 07073
(201) 843-2446
www.thebigm.com

The Meadowlands is operated by New Meadowlands Racetrack, LLC.

Monmouth Park

175 Oceanport Avenue
Oceanport, NJ 07757
(732) 222-5100
www.monmouthpark.com

Monmouth Park is operated by Darby Development, LLC.

Off-Track Wagering Facilities

Each of the operating off-track wagering facilities in New Jersey, along with their addresses and important contact information, is listed below.

Favorites at Toms River

1071 Highway 37 West
Toms River, NJ 08755
(732) 240-1210

Freehold Raceway Off-Track, LLC is the license holder for Favorites at Toms River.

Favorites at Woodbridge

3 Lafayette Rd.
Fords, NJ 08863
(732) 512-5000

The New Jersey Thoroughbred Horsemen's Association is the license holder for Favorites at Woodbridge.

Winners Bayonne

400 Route 440 North
Bayonne, NJ 07002
(201) 437-5780

New Meadowlands Racetrack, LLC is the license holder for Winners Bayonne.

Favorites at Gloucester Township

1300 Blackwood-Clementon Rd.
Clementon, NJ 08021

(856) 441-4253

Freehold Raceway Off-Track, LLC is the license holder for Favorites at Gloucester Township.

Favorites at Hillsborough

150 Route 206
Hillsborough, NJ 08844
(908) 722-1415

The New Jersey Thoroughbred Horsemen's Association is the license holder for Favorites at Hillsborough.

Favorites at Egg Harbor

Chickie & Pete's
6055 Black Horse Pike
Egg Harbor Township, NJ 08234
(609) 804-6240

ACRA Turf Club, LLC is the license holder for Favorites at Egg Harbor Township.

Casino Simulcast Facility

Below is the contact information of the Borgata, which houses the State's only casino simulcast facility.

Borgata Hotel Casino and Spa

One Borgata Way
Atlantic City, NJ 08401
(866) 692-6742
www.theborgata.com

Horsemen's Associations

Each of the active horsemen's associations in New Jersey, along with their addresses and important contact information, is listed below.

New Jersey Thoroughbred Horsemen's Association, Inc.

175 Oceanport Ave.
Oceanport, NJ 07757
(732) 222-8081
(732) 229-4326 (fax)

John Forbes, President
Michael Musto, Executive Director

Thoroughbred Breeders' Association of New Jersey

265 Highway 36, Suite 1R
Long Branch, NJ 07764
(732) 542-8880
(732) 542-8881 (fax)

Mildred Fleming, President
Michael Campbell, Executive Director

Standardbred Breeders and Owners Association of New Jersey

64 Business Route 33
Manalapan, NJ 07726
(732) 462-2357
(732) 409-0741 (fax)

Mark Ford, President
Al Ochsner, Executive Administrator

Account Wagering

4NJBets

175 Oceanport Ave.
Oceanport, NJ 07757
(888) 752-9884
www.4njbets.com

The New Jersey Sports and Exposition Authority is the license holder for the account wagering system. The account wagering system is managed by Darby Development, LLC.

Exchange Wagering

Betfair US LLC

6701 Center Drive West
Los Angeles, CA 90045
(310) 232-9400

The New Jersey Sports and Exposition Authority is the license holder for the exchange wagering system. The exchange wagering system is managed by Darby Development, LLC.

New Jersey Equine Drug Testing Program

2020 Standardbred

Freehold Raceway:

Urine sample tests conducted: 1,234

Blood sample tests conducted: 7,268

Meadowlands Racetrack:

Urine sample tests conducted: 1,702

Blood sample tests conducted: 10,235

| | | | | |
|------------------------------|---------------------------------------|-----|----------------|------|
| Positives tests: (38) | Altrenogest | (1) | Gabbapentin | (1) |
| | Dextrorphan | (8) | Glaucine | (3) |
| | Diclofenac | (1) | Phenylbutazone | (11) |
| | Dimethylsulfoxide | (2) | Flunixin | (5) |
| | Stacking: Phenylbutazone and Flunixin | | | (6) |

Total Standardbred Sample Tests Conducted: 20,439 (blood/urine)

2020 Thoroughbred

Monmouth Park/Meadowlands Racetrack:

Urine sample tests conducted: 945

Blood sample tests conducted: 4,491

| | | | | |
|----------------------------|---------------------------------------|-----|----------|-----|
| Positive tests: (8) | Caffeine/Theophylline | (1) | Morphine | (1) |
| | Dexamethzaone | (1) | Naproxin | (1) |
| | Omeprazole Sulfoxide | (1) | | |
| | Trimacinalone Acetonide | (1) | | |
| | Phenylbutazone | (1) | | |
| | Stacking: Phenylbutazone and Flunixin | | | (1) |

Total Thoroughbred Sample Tests Conducted: 5,436 (blood/urine)

Out-of-Competition Testing for EPO

Blood sample tests conducted: 119
(Freehold: 49 tests/Meadowlands: 33 tests)
(Monmouth Park: 37 tests)
Positive Tests: None reported
(The total is included in Standardbred/thoroughbred samples reported.)

Blood Gas TCO2

Blood sample tests conducted: 3,403
Positive Tests: None reported
(The total is included in Standardbred/thoroughbred samples reported.)

Total Results for 2020

25,875 sample tests conducted
(Standardbred tests: 20,439)
(Thoroughbred tests: 5,436)

46 positives

Total Results for 2019

28,937 sample tests conducted
(Standardbred tests: 22,113)
(Thoroughbred tests: 6,824)

45 positives

NEW JERSEY LIVE AND SIMULCASTING MEETS
GROSS HANDLE SUMMARY
2020

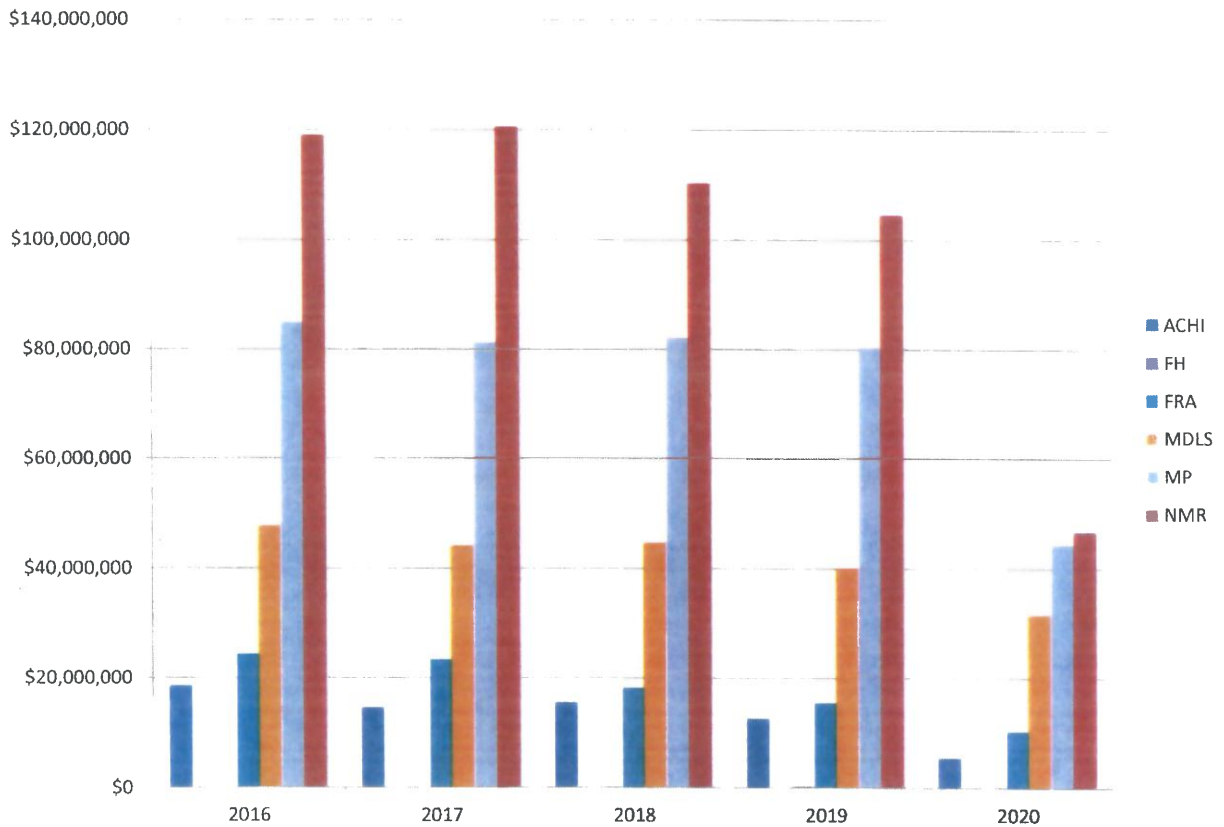
| NJ TRACK | Actual Live Race | | GROSS HANDLE | OUT-OF-STATE GENERATED | N J HANDLE | ON-TRACK LIVE | TO N J TRACKS | TO A C H I | TO F R A | TO N M R | TO M D L S | TO M P |
|-------------------------------------|------------------|--------------|----------------------|------------------------|----------------------|---------------------|--------------------|------------------|------------------|------------------|--------------------|--------------------|
| | DAYS | RUN | | | | | | | | | | |
| <u>THOROUGHBRED</u> | | | | | | | | | | | | |
| MDLS | 8 | 82 | 15,190,952 | 13,697,257 | 1,493,695 | 98,358 | 1,395,337 | | 42,787 | | | 1,352,551 |
| MP | 36 | 394 | 141,643,731 | 132,755,306 | 8,888,425 | 7,564,907 | 1,323,519 | | 237,327 | 443,189 | 643,003 | |
| SUB-TOTAL (T) | 44 | 476 | 156,834,684 | 146,452,564 | 10,382,120 | 7,663,264 | 2,718,856 | 0 | 280,114 | 443,189 | 643,003 | 1,352,551 |
| <u>STANDARD BRED</u> | | | | | | | | | | | | |
| ACHI | 26 | 262 | 9,240,908 | 7,868,633 | 1,372,275 | 913,420 | 458,855 | | | 339,622 | | 119,233 |
| FRA | 36 | 412 | 12,498,555 | 10,689,758 | 1,808,797 | 1,354,869 | 453,928 | | | 39,237 | 219,515 | 195,177 |
| NMR | 72 | 953 | 177,938,584 | 168,608,238 | 9,330,346 | 5,383,955 | 3,946,391 | 301,768 | 476,830 | | 2,540,596 | 627,197 |
| SUB-TOTAL (S) | 134 | 1,627 | 199,678,047 | 187,166,629 | 12,511,419 | 7,652,244 | 4,859,174 | 301,768 | 476,830 | 378,858 | 2,760,111 | 941,607 |
| TOTAL LIVE | 178 | 2,103 | 356,512,731 | 333,619,193 | 22,893,539 | 15,315,508 | 7,578,030 | 301,768 | 756,944 | 822,047 | 3,403,114 | 2,294,157 |
| <u>OUT-OF-STATE SIGNAL RECEIVED</u> | | | | | | | | | | | | |
| ACHI TOTAL | | | 4,181,945 | | 4,181,945 | | | | | | | |
| FRA TOTAL | | | 8,510,833 | | 8,510,833 | | | | | | | |
| MDLS TOTAL | | | 30,254,310 | | 30,254,310 | | | | | | | |
| MP TOTAL | | | 35,566,179 | | 35,566,179 | | | | | | | |
| NMR TOTAL | | | 37,486,488 | | 37,486,488 | | | | | | | |
| TOTAL SIGNAL REC'D | | | 115,999,754 | | 115,999,754 | | | | | | | |
| TOTAL | 178 | 2,103 | \$472,512,486 | \$333,619,193 | \$138,893,293 | \$15,315,508 | \$7,578,030 | \$301,768 | \$756,944 | \$822,047 | \$3,403,114 | \$2,294,157 |

NEW JERSEY LIVE AND SIMULCASTING MEETS
 COMMISSION DISTRIBUTION SUMMARY
 2020

| NJ TRACK | RACE DAYS | NJ-GROSS HANDLE | POSITIVE BREAKAGE | TRACK SETTLEMENT | PAYOUT | STATE SETTLE | TOTAL COMMISSION | TRACK SHARE | PURSE SHARE | CHARITY | SIRE STAKES (HARNESS) | BREED/DEVL (HARNESS) | BREED/STALL (HARNESS) | T. B. A. (T-BRED) | BACKSTRETCH BENEVOLENCE | S.B.O.A. BENEFIT |
|----------------------------------|--------------|----------------------|----------------------|---------------------|----------------------|-----------------|---------------------|---------------------|--------------------|-----------------|--------------------------|-------------------------|--------------------------|----------------------|----------------------------|---------------------|
| <u>THOROUGHBRED LIVE</u> | | | | | | | | | | | | | | | | |
| MDLS | 8 | 1,493,695 | 8,410 | 39,662 | 1,157,466 | | 288,157 | 203,443 | 75,867 | 4,570 | | 747 | | 3,472 | 58 | |
| MP | 36 | 8,888,425 | 55,661 | 289,570 | 6,833,931 | | 1,709,263 | 1,218,358 | 455,621 | 9,468 | | 4,444 | | 20,673 | 700 | |
| SUB-TOTAL (T) | 44 | 10,382,120 | 64,071 | 329,232 | 7,991,397 | 0 | 1,997,419 | 1,421,801 | 531,488 | 14,038 | 0 | 5,191 | 0 | 24,145 | 757 | 0 |
| <u>STANDARD BRED LIVE</u> | | | | | | | | | | | | | | | | |
| ACHI | 26 | 1,372,275 | 6,758 | 26,717 | 1,049,980 | | 288,820 | 136,481 | 140,112 | 370 | 8,939 | 473 | 789 | | 130 | 1,525 |
| FRA | 36 | 1,808,797 | 10,175 | 56,972 | 1,363,638 | | 378,012 | 178,105 | 183,116 | 1,444 | 11,745 | 624 | 1,040 | | 152 | 1,786 |
| NMR | 72 | 9,330,346 | 42,130 | 624,403 | 6,840,634 | | 1,823,180 | 1,151,327 | 601,762 | 3,799 | 47,433 | 2,799 | 5,132 | | 857 | 10,070 |
| SUB-TOTAL (S) | 134 | 12,511,419 | 59,063 | 708,092 | 9,254,253 | 0 | 2,490,012 | 1,465,913 | 924,991 | 5,614 | 68,117 | 3,896 | 6,961 | 0 | 1,139 | 13,382 |
| TOTAL LIVE | 178 | 22,893,539 | 123,134 | 1,037,324 | 17,245,650 | 0 | 4,487,431 | 2,887,714 | 1,456,478 | 19,651 | 68,117 | 9,088 | 6,961 | 24,145 | 1,896 | 13,382 |
| <u>OOS THOROUGHBRED SIGNAL</u> | | | | | | | | | | | | | | | | |
| MDLS | | 30,254,310 | 107,338 | 1,875,712 | 22,025,110 | 57 | 6,246,093 | 4,618,722 | 1,457,947 | | | 9,076 | | 157,323 | 3,025 | |
| MP | | 35,566,179 | 126,625 | 1,299,988 | 27,069,118 | | 7,070,448 | 5,150,670 | 1,720,608 | | | 10,670 | | 184,944 | 3,556 | |
| SUB-TOTAL (T) | | 65,820,489 | 233,962 | 3,175,700 | 49,094,229 | 57 | 13,316,541 | 9,769,392 | 3,178,555 | 0 | 0 | 19,746 | 0 | 342,266 | 6,582 | 0 |
| <u>OOS STANDARD BRED SIGNAL</u> | | | | | | | | | | | | | | | | |
| ACHI | | 4,181,945 | 16,514 | 153,828 | 3,136,068 | | 875,535 | 652,190 | 202,987 | | 12,692 | 1,255 | 1,078 | | 418 | 4,914 |
| FRA | | 8,510,833 | 33,104 | 108,578 | 6,614,459 | | 1,754,692 | 1,321,273 | 391,991 | | 25,831 | 2,553 | 2,193 | | 851 | 10,000 |
| NMR | | 37,486,488 | 98,765 | 1,927,545 | 27,697,990 | | 7,762,188 | 5,624,482 | 1,965,857 | | 102,180 | 11,246 | 10,628 | | 3,749 | 44,046 |
| SUB-TOTAL (S) | | 50,179,266 | 148,382 | 2,189,951 | 37,448,517 | 0 | 10,392,415 | 7,597,945 | 2,560,835 | 0 | 140,703 | 15,054 | 13,900 | 0 | 5,018 | 58,960 |
| TOTAL OUT-OF-STATE SIGNAL | | 115,999,754 | 382,344 | 5,365,651 | 86,542,746 | 57 | 23,708,956 | 17,367,337 | 5,739,390 | 0 | 140,703 | 34,800 | 13,900 | 342,266 | 11,600 | 58,960 |
| TOTAL 2020 SIGNAL | 178 | \$138,893,293 | \$505,478 | \$6,402,976 | \$103,788,396 | \$57 | \$28,196,387 | \$20,255,051 | \$7,195,868 | \$19,651 | \$208,820 | \$43,887 | \$20,861 | \$366,411 | \$13,496 | \$72,342 |

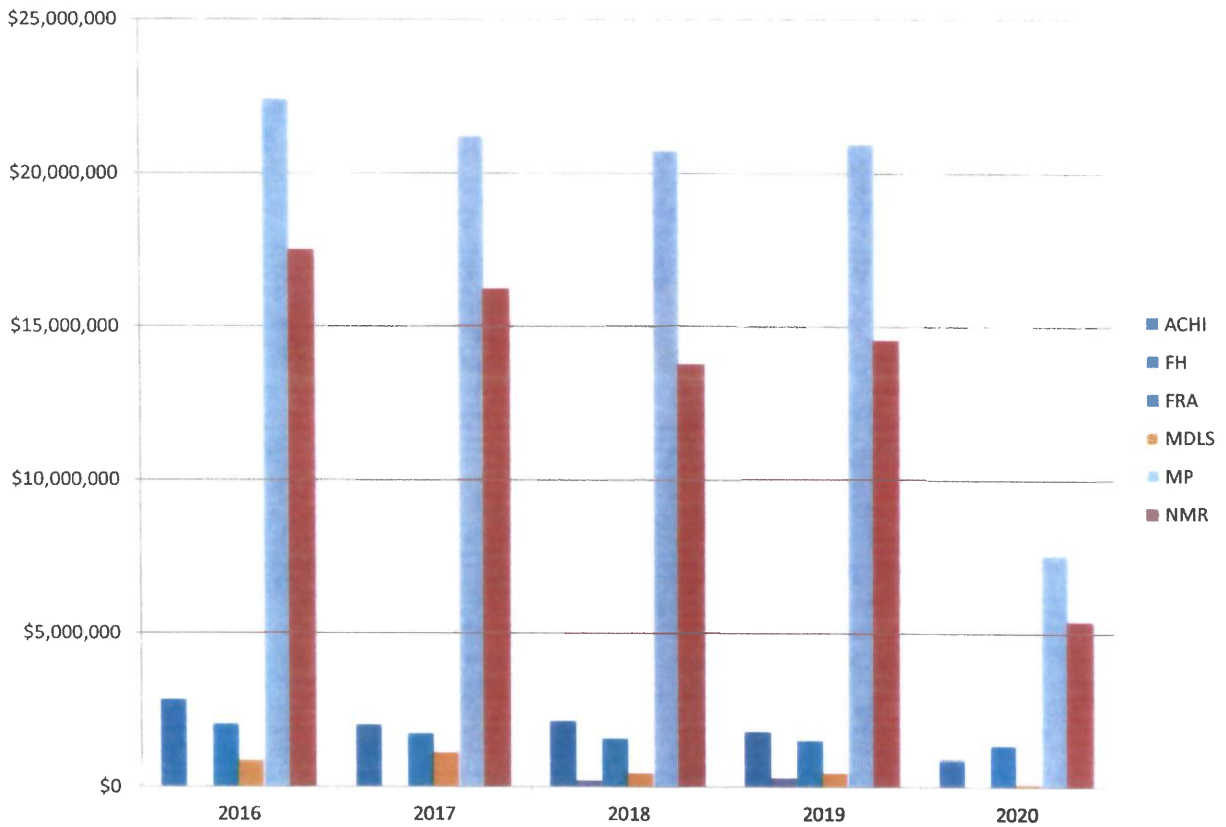
**NEW JERSEY TRACK GROSS HANDLE
5-YEAR COMPARISON**

| | 2016 | 2017 | 2018 | 2019 | 2020 |
|----------------------------|----------------------|----------------------|----------------------|----------------------|----------------------|
| Atlantic City Harness Inc. | \$18,632,451 | \$14,647,603 | \$15,623,351 | \$12,746,750 | \$5,554,221 |
| Far Hills | | | 224,511 | 305,490 | |
| Freehold Raceway | 24,356,369 | 23,393,063 | 18,249,918 | 15,575,943 | 10,319,630 |
| Meadowlands | 47,897,715 | 44,299,407 | 44,889,545 | 40,215,260 | 31,748,005 |
| Monmouth Park | 84,928,394 | 81,322,152 | 82,165,976 | 80,457,771 | 44,454,604 |
| New Meadowlands | 119,104,631 | 120,640,709 | 110,224,260 | 104,532,739 | 46,816,834 |
| Total | \$294,919,560 | \$284,302,933 | \$271,377,560 | \$253,833,953 | \$138,893,293 |



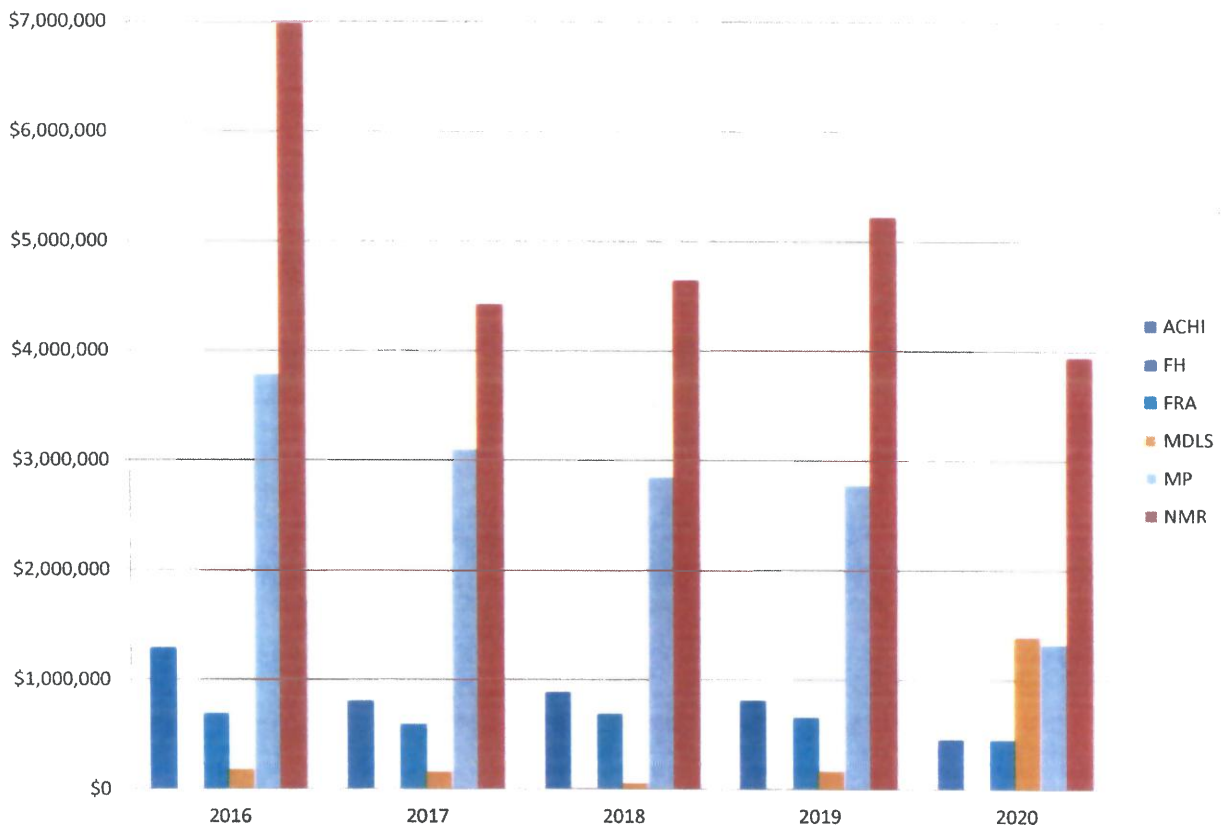
**NEW JERSEY ON-TRACK LIVE HANDLE
5-YEAR COMPARISON**

| | 2016 | 2017 | 2018 | 2019 | 2020 |
|----------------------------|---------------------|---------------------|---------------------|---------------------|---------------------|
| Atlantic City Harness Inc. | \$2,846,093 | \$2,025,536 | \$2,140,162 | \$1,808,723 | \$913,420 |
| Far Hills | | | 210,695 | 294,142 | |
| Freehold Raceway | 2,048,037 | 1,739,866 | 1,582,178 | 1,518,892 | 1,354,869 |
| Meadowlands | 867,951 | 1,123,680 | 453,207 | 459,588 | 98,358 |
| Monmouth Park | 22,431,647 | 21,224,141 | 20,740,900 | 20,958,740 | 7,564,907 |
| New Meadowlands | 17,526,262 | 16,241,888 | 13,783,902 | 14,562,496 | 5,383,955 |
| Total | \$45,719,989 | \$42,355,111 | \$38,911,044 | \$39,602,581 | \$15,315,508 |



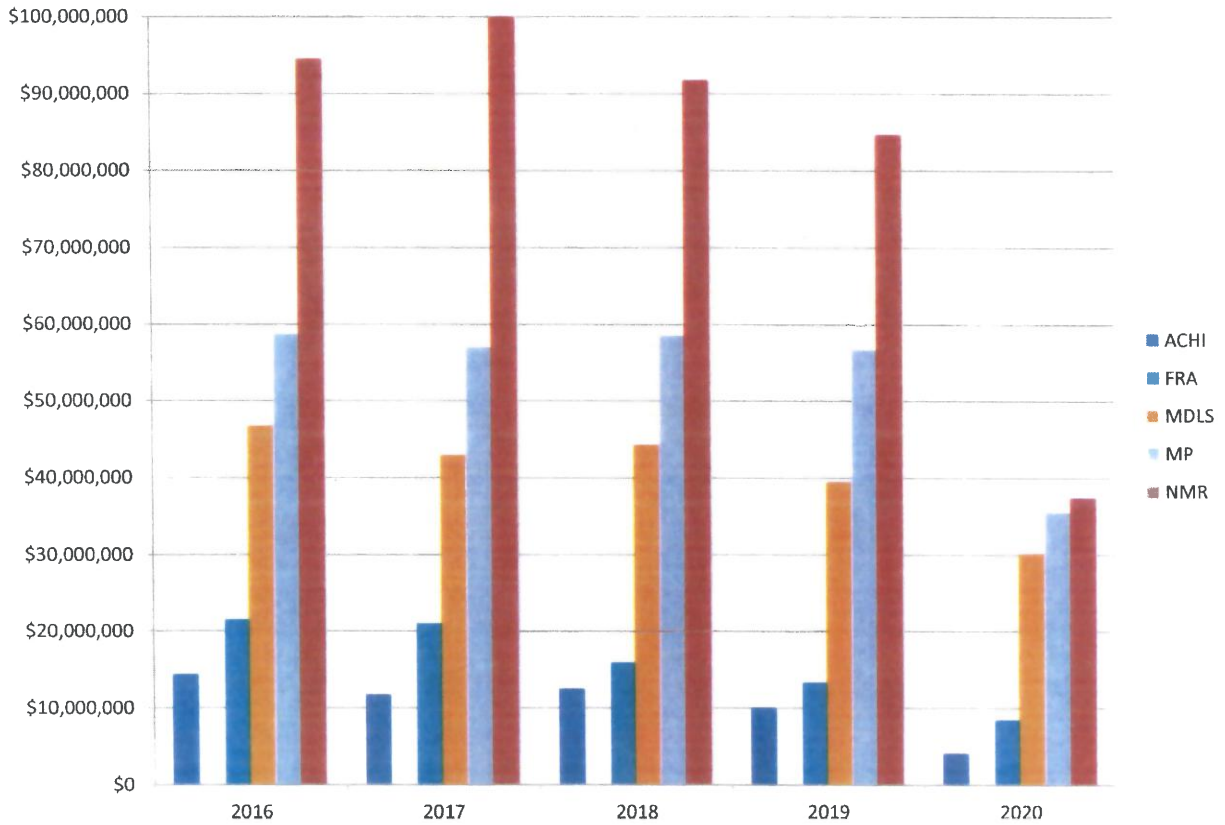
**NJ TRACK INTRASTATE SIMULCASTING HANDLE
5-YEAR COMPARISON**

| | 2016 | 2017 | 2018 | 2019 | 2020 |
|----------------------------|---------------------|--------------------|--------------------|--------------------|--------------------|
| Atlantic City Harness Inc. | \$1,294,202 | \$811,710 | \$887,228 | \$816,380 | \$458,855 |
| Far Hills | | | 13,815 | 11,348 | |
| Freehold Raceway | 695,387 | 595,116 | 692,471 | 657,765 | 453,928 |
| Meadowlands | 185,143 | 160,643 | 59,658 | 167,825 | 1,395,337 |
| Monmouth Park | 3,781,784 | 3,098,482 | 2,846,006 | 2,773,573 | 1,323,519 |
| New Meadowlands | 6,985,747 | 4,429,541 | 4,647,688 | 5,222,196 | 3,946,391 |
| Total | \$12,942,264 | \$9,095,493 | \$9,146,867 | \$9,649,087 | \$7,578,030 |



**NJ TRACK INTERSTATE SIMULCASTING HANDLE
5-YEAR COMPARISON**

| | 2016 | 2017 | 2018 | 2019 | 2020 |
|----------------------------|----------------------|----------------------|----------------------|----------------------|----------------------|
| Atlantic City Harness Inc. | \$14,492,156 | \$11,810,357 | \$12,595,960 | \$10,121,647 | \$4,181,945 |
| Freehold Raceway | 21,612,945 | 21,058,081 | 15,975,269 | 13,399,286 | 8,510,833 |
| Meadowlands | 46,844,621 | 43,015,084 | 44,376,680 | 39,587,847 | 30,254,310 |
| Monmouth Park | 58,714,963 | 56,999,528 | 58,579,070 | 56,725,458 | 35,566,179 |
| New Meadowlands | 94,592,622 | 99,969,279 | 91,792,670 | 84,748,046 | 37,486,488 |
| Total | \$236,257,307 | \$232,852,330 | \$223,319,649 | \$204,582,285 | \$115,999,754 |



**NEW JERSEY RACING COMMISSION
2020 CHARITY DAY REVENUE**

| <i>Track/Date</i> | <i>Developmentally Disabled</i> | <i>Horse Park & Retired Horses</i> | <i>Backstrech Benevolence</i> | <i>Total</i> |
|-----------------------------------|---------------------------------|--|-------------------------------|-----------------|
| Atlantic City Harness Inc. | | | | |
| 29-Feb-20 | | \$370 | | \$370 |
| ACHI Total | \$0 | \$370 | \$0 | \$370 |
| Freehold Raceway | | | | |
| 5-Sep-20 | \$298 | | | \$298 |
| 3-Oct-20 | \$286 | | | \$286 |
| 6-Nov-20 | | \$223 | | \$223 |
| 7-Nov-20 | | | \$314 | \$314 |
| 21-Nov-20 | \$323 | | | \$323 |
| FRA Total | \$907 | \$223 | \$314 | \$1,444 |
| Meadowlands | | | | |
| 3-Oct-20 | \$1,092 | | | \$1,092 |
| 4-Oct-20 | \$745 | | | \$745 |
| 10-Oct-20 | | | \$1,118 | \$1,118 |
| 14-Oct-20 | | \$660 | | \$660 |
| 17-Oct-20 | \$955 | | | \$955 |
| MDLS Total | \$2,791 | \$660 | \$1,118 | \$4,570 |
| Monmouth Park | | | | |
| 18-Jul-20 | | | \$3,444 | \$3,444 |
| 8-Aug-20 | \$1,272 | | | \$1,272 |
| 19-Sep-20 | \$1,807 | | | \$1,807 |
| 20-Sep-20 | \$1,116 | | | \$1,116 |
| 26-Sep-20 | | \$1,829 | | \$1,829 |
| MP Total | \$4,195 | \$1,829 | \$3,444 | \$9,468 |
| New Meadowlands | | | | |
| 8-Aug-20 | \$1,681 | | | \$1,681 |
| 5-Sep-20 | | | \$675 | \$675 |
| 3-Oct-20 | | \$167 | | \$167 |
| 6-Nov-20 | \$499 | | | \$499 |
| 7-Nov-20 | \$777 | | | \$777 |
| NMR Total | \$2,957 | \$167 | \$675 | \$3,799 |
| Charity Revenue Total | \$10,850 | \$3,250 | \$5,551 | \$19,651 |

NEW JERSEY RACING COMMISSION
ACCOUNT WAGERING
IN & OUT OF STATE
2020

| | Internet | Mobile | EHT | Woodbridge | Toms River | Bayonne | Gloucester | Hillsborough | Total |
|--|----------------------|----------------------|--------------------|---------------------|---------------------|---------------------|--------------------|--------------------|----------------------|
| MDLS for thoroughbred overnight purses & programs to aid the thoroughbred horsemen | \$146,675 | \$195,432 | \$5,553 | \$29,410 | \$13,994 | \$27,596 | \$11,320 | \$2,436 | \$432,416 |
| MP for thoroughbred overnight purses & programs to aid the thoroughbred horsemen | 4,373,932 | 5,827,925 | 165,584 | 877,023 | 417,322 | 822,939 | 337,582 | 72,635 | 12,894,943 |
| NMR for standardbred overnight purses & programs to aid the standardbred horsemen | 1,890,687 | 2,519,193 | | 379,104 | 180,393 | 355,726 | 145,924 | 31,397 | 5,502,424 |
| FRA for standardbred overnight purses & programs to aid the standardbred horsemen | 543,486 | 724,153 | | 108,975 | 51,855 | 102,255 | 41,947 | 9,025 | 1,581,696 |
| Standardbred Breeders & Owners Association for Standardbred Health & Welfare | 21,167 | 28,203 | | 4,244 | 2,020 | 3,982 | 1,634 | 352 | 61,601 |
| Thoroughbred Breeders and Stallions | 369,510 | 492,344 | 13,989 | 74,091 | 35,255 | 69,522 | 28,519 | 6,136 | 1,089,367 |
| Thoroughbred Backstretch Benevolency | 11,793 | 15,713 | 446 | 2,365 | 1,125 | 2,219 | 910 | 196 | 34,767 |
| Thoroughbred Breeding and Development | 11,793 | 15,713 | 446 | 2,365 | 1,125 | 2,219 | 910 | 196 | 34,767 |
| Sire Stakes | 158,750 | 211,523 | | 31,831 | 15,147 | 29,868 | 12,252 | 2,636 | 462,008 |
| Standardbred Breeders and Stallions | 16,933 | 22,562 | | 3,395 | 1,616 | 3,186 | 1,307 | 281 | 49,281 |
| Standardbred Backstretch Benevolency | 7,408 | 9,871 | | 1,485 | 707 | 1,394 | 572 | 123 | 21,560 |
| Standardbred Breeding and Development | 7,408 | 9,871 | | 1,485 | 707 | 1,394 | 572 | 123 | 21,560 |
| <i>Total New Jersey Racing Industry Special Fund</i> | <u>7,559,543</u> | <u>10,072,505</u> | <u>186,018</u> | <u>1,515,774</u> | <u>721,264</u> | <u>1,422,300</u> | <u>583,450</u> | <u>125,536</u> | <u>22,186,390</u> |
| Purse Share: | | | | | | | | | |
| Thoroughbred | 195,279 | 299,357 | 1,220 | 36,784 | 21,947 | 38,679 | 11,753 | 0 | 605,019 |
| Standardbred | 341,492 | 389,769 | 4,827 | 95,971 | 50,223 | 49,844 | 24,474 | 9,836 | 966,437 |
| Breeder & Development: | | | | | | | | | |
| Thoroughbred | 651 | 998 | 4 | 123 | 73 | 129 | 39 | 0 | 2,017 |
| Standardbred | 1,091 | 1,245 | 15 | 307 | 161 | 159 | 78 | 31 | 3,088 |
| Sire Stakes Programs | 18,597 | 21,194 | 270 | 5,286 | 2,790 | 2,740 | 1,345 | 545 | 52,768 |
| TBA | 21,481 | 32,929 | 134 | 4,046 | 2,414 | 4,255 | 1,293 | 0 | 66,552 |
| SBOA Health Benefits | 3,274 | 3,736 | 46 | 920 | 482 | 478 | 235 | 94 | 9,265 |
| Backstretch Benevolence | 1,742 | 2,243 | 20 | 429 | 234 | 288 | 117 | 31 | 5,105 |
| Breakage | 521,980 | 822,977 | 9,777 | 98,221 | 46,071 | 89,597 | 36,419 | 11,374 | 1,636,415 |
| Amount Returned to Patrons | 105,073,233 | 142,272,601 | 2,374,763 | 20,038,597 | 9,818,137 | 18,425,246 | 7,714,672 | 1,699,396 | 307,416,643 |
| State Settlement | 40 | 155 | 0 | 119 | 0 | 0 | 11 | 0 | 324 |
| Cost of Signal | 6,092,802 | 8,312,447 | 136,626 | 960,657 | 537,309 | 913,075 | 431,208 | 82,079 | 17,466,203 |
| Account Wagering Licensee | 12,446,853 | 16,511,696 | 292,090 | 2,560,439 | 1,237,066 | 2,321,749 | 954,090 | 209,197 | 36,533,180 |
| <i>Total Pari-Mutuel Handle</i> | <u>\$132,278,057</u> | <u>\$178,743,854</u> | <u>\$3,005,809</u> | <u>\$25,317,674</u> | <u>\$12,438,171</u> | <u>\$23,268,539</u> | <u>\$9,759,182</u> | <u>\$2,138,121</u> | <u>\$386,949,407</u> |

NEW JERSEY RACING COMMISSION
ACCOUNT WAGERING
IN STATE
2020

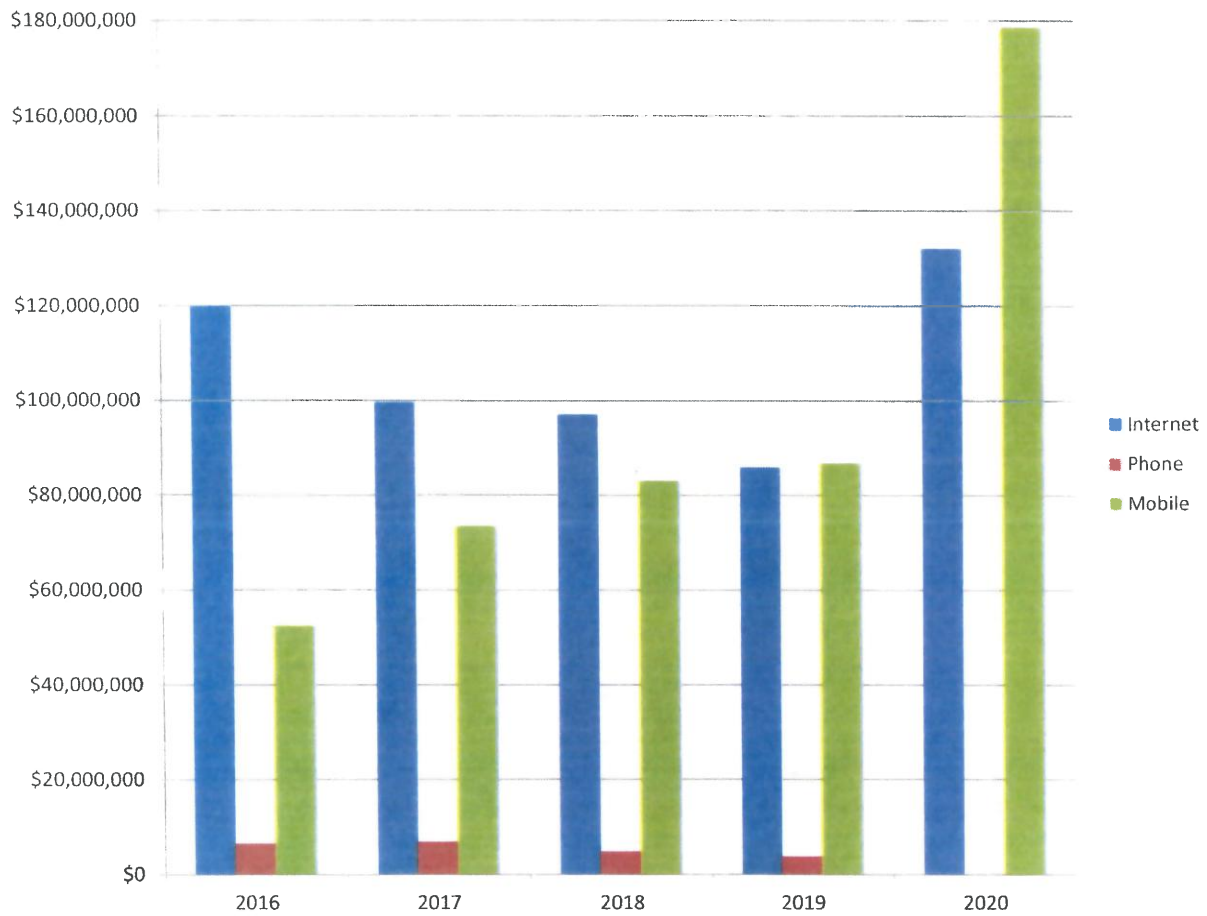
| | Internet | Mobile | EHT | Woodbridge | Toms River | Bayonne | Gloucester | Hillsborough | Total |
|---------------------------------|--------------------|---------------------|-----------------|--------------------|--------------------|--------------------|------------------|------------------|---------------------|
| Purse Share: | | | | | | | | | |
| Thoroughbred | \$195,279 | \$299,357 | \$1,220 | \$36,784 | \$21,947 | \$38,679 | \$11,753 | \$0 | \$605,019 |
| Standardbred | 341,492 | 389,769 | 4,827 | 95,971 | 50,223 | 49,844 | 24,474 | 9,836 | 966,437 |
| Breeder & Development: | | | | | | | | | |
| Thoroughbred | 651 | 998 | 4 | 123 | 73 | 129 | 39 | 0 | 2,017 |
| Standardbred | 1,091 | 1,245 | 15 | 307 | 161 | 159 | 78 | 31 | 3,088 |
| Sire Stakes Programs | 18,597 | 21,194 | 270 | 5,286 | 2,790 | 2,740 | 1,345 | 545 | 52,768 |
| TBA | 21,481 | 32,929 | 134 | 4,046 | 2,414 | 4,255 | 1,293 | 0 | 66,552 |
| SBOA Health Benefits | 3,274 | 3,736 | 46 | 920 | 482 | 478 | 235 | 94 | 9,265 |
| Backstretch Benevolence | 1,742 | 2,243 | 20 | 429 | 234 | 288 | 117 | 31 | 5,105 |
| Breakage | 40,750 | 61,316 | 360 | 9,332 | 4,834 | 7,758 | 2,378 | 844 | 127,572 |
| Amount Returned to Patrons | 6,978,640 | 9,000,266 | 77,593 | 1,707,299 | 930,690 | 1,148,756 | 466,447 | 125,021 | 20,434,712 |
| Account Wagering Licensee | 1,107,541 | 1,402,940 | 13,063 | 286,778 | 155,170 | 188,299 | 78,916 | 20,892 | 3,253,598 |
| <i>Total Pari-Mutuel Handle</i> | <u>\$8,710,536</u> | <u>\$11,215,993</u> | <u>\$97,552</u> | <u>\$2,147,277</u> | <u>\$1,169,017</u> | <u>\$1,441,385</u> | <u>\$587,075</u> | <u>\$157,296</u> | <u>\$25,526,132</u> |

NEW JERSEY RACING COMMISSION
ACCOUNT WAGERING
OUT OF STATE
2020

| | Internet | Mobile | EHT | Woodbridge | Toms River | Bayonne | Gloucester | Hillsborough | Total |
|--|----------------------|----------------------|--------------------|---------------------|---------------------|---------------------|--------------------|--------------------|----------------------|
| MDLS for thoroughbred overnight purses and programs to aid the thoroughbred horsemen | \$146,675 | \$195,432 | \$5,553 | \$29,410 | \$13,994 | \$27,596 | \$11,320 | \$2,436 | \$432,416 |
| MP for thoroughbred overnight purses and programs to aid the thoroughbred horsemen | 4,373,932 | 5,827,925 | 165,584 | 877,023 | 417,322 | 822,939 | 337,582 | 72,635 | 12,894,943 |
| NMR for standardbred overnight purses and programs to aid the standardbred horsemen | 1,890,687 | 2,519,193 | | 379,104 | 180,393 | 355,726 | 145,924 | 31,397 | 5,502,424 |
| FRA for standardbred overnight purses and programs to aid the standardbred horsemen | 543,486 | 724,153 | | 108,975 | 51,855 | 102,255 | 41,947 | 9,025 | 1,581,696 |
| Standardbred Breeders and Owners Association for Standardbred Health & Welfare | 21,167 | 28,203 | | 4,244 | 2,020 | 3,982 | 1,634 | 352 | 61,601 |
| Thoroughbred Breeders and Stallions | 369,510 | 492,344 | 13,989 | 74,091 | 35,255 | 69,522 | 28,519 | 6,136 | 1,089,367 |
| Thoroughbred Backstretch Benevolency | 11,793 | 15,713 | 446 | 2,365 | 1,125 | 2,219 | 910 | 196 | 34,767 |
| Thoroughbred Breeding and Development | 11,793 | 15,713 | 446 | 2,365 | 1,125 | 2,219 | 910 | 196 | 34,767 |
| Sire Stakes | 158,750 | 211,523 | | 31,831 | 15,147 | 29,868 | 12,252 | 2,636 | 462,008 |
| Standardbred Breeders and Stallions | 16,933 | 22,562 | | 3,395 | 1,616 | 3,186 | 1,307 | 281 | 49,281 |
| Standardbred Backstretch Benevolency | 7,408 | 9,871 | | 1,485 | 707 | 1,394 | 572 | 123 | 21,560 |
| Standardbred Breeding and Development | 7,408 | 9,871 | | 1,485 | 707 | 1,394 | 572 | 123 | 21,560 |
| <i>Total New Jersey Racing Industry Special Fund</i> | <u>7,559,543</u> | <u>10,072,505</u> | <u>186,018</u> | <u>1,515,774</u> | <u>721,264</u> | <u>1,422,300</u> | <u>583,450</u> | <u>125,536</u> | <u>22,186,390</u> |
| Breakage | 481,230 | 761,661 | 9,416 | 88,889 | 41,238 | 81,839 | 34,041 | 10,530 | 1,508,843 |
| Amount Returned to Patrons | 98,094,593 | 133,272,335 | 2,297,169 | 18,331,298 | 8,887,447 | 17,276,490 | 7,248,225 | 1,574,375 | 286,981,932 |
| State Settlement | 40 | 155 | | 119 | | | 11 | | 324 |
| Cost of Signal | 6,092,802 | 8,312,447 | 136,626 | 960,657 | 537,309 | 913,075 | 431,208 | 82,079 | 17,466,203 |
| Account Wagering Licensee | 11,339,313 | 15,108,756 | 279,027 | 2,273,661 | 1,081,896 | 2,133,450 | 875,174 | 188,305 | 33,279,582 |
| <i>Total Pari-Mutuel Handle</i> | <u>\$123,567,521</u> | <u>\$167,527,860</u> | <u>\$2,908,257</u> | <u>\$23,170,397</u> | <u>\$11,269,154</u> | <u>\$21,827,153</u> | <u>\$9,172,107</u> | <u>\$1,980,825</u> | <u>\$361,423,275</u> |

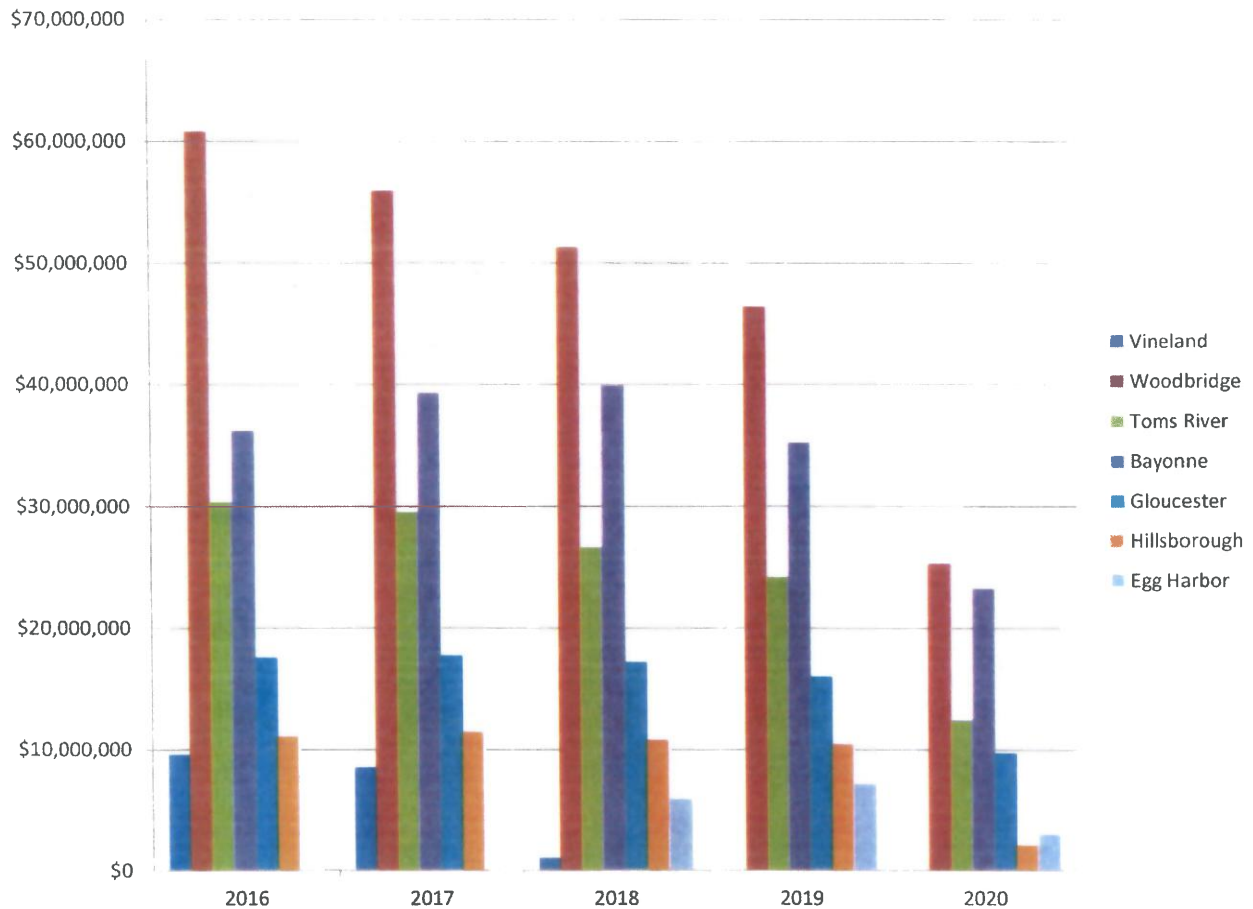
**ACCOUNT WAGERING HANDLE
5-YEAR COMPARISON**

| | 2016 | 2017 | 2018 | 2019 | 2020 |
|--------------|----------------------|----------------------|----------------------|----------------------|----------------------|
| Internet | \$120,115,091 | \$99,764,062 | \$97,181,684 | \$85,954,724 | \$132,278,057 |
| Phone | 6,607,406 | 6,963,253 | 4,895,141 | 3,889,279 | |
| Mobile | 52,602,132 | 73,608,606 | 83,135,509 | 86,961,922 | 178,743,854 |
| Total | \$179,324,629 | \$180,335,921 | \$185,212,334 | \$176,805,925 | \$311,021,910 |



**OFF TRACK WAGERING HANDLE
5-YEAR COMPARISON**

| | 2016 | 2017 | 2018 | 2019 | 2020 |
|--------------|----------------------|----------------------|----------------------|----------------------|---------------------|
| Vineland | \$9,648,132 | \$8,590,818 | \$1,057,946 | | |
| Woodbridge | 60,839,594 | 55,973,667 | 51,336,039 | 46,429,958 | 25,317,674 |
| Toms River | 30,368,605 | 29,561,201 | 26,628,984 | 24,206,664 | 12,438,171 |
| Bayonne | 36,254,861 | 39,301,024 | 39,908,517 | 35,260,997 | 23,268,539 |
| Gloucester | 17,603,353 | 17,758,512 | 17,184,534 | 16,019,765 | 9,759,182 |
| Hillsborough | 11,196,068 | 11,514,418 | 10,868,590 | 10,484,616 | 2,138,121 |
| Egg Harbor | | | 5,939,525 | 7,159,185 | 3,005,809 |
| Total | \$165,910,613 | \$162,699,640 | \$152,924,134 | \$139,561,185 | \$75,927,497 |



NEW JERSEY RACING COMMISSION
SUMMARY OF CASINO PARI-MUTUEL ACTIVITY
2020

New Jersey Signals Received

| | |
|-----------------|----------|
| Freehold | \$58,717 |
| Meadowlands | 54,634 |
| Monmouth Park | 253,410 |
| New Meadowlands | 386,897 |

Total NJ Signals Received

\$753,658

Out of State Signals Received

| | | | |
|-----------------------|-------------|--------------------|---------|
| Aqueduct | \$1,109,254 | Los Alamitos | 66,656 |
| Arlington | 77,302 | Louisiana Downs | 42,046 |
| Belmont | 524,349 | Mahoning Valley | 177,168 |
| Belterra Park | 59,117 | Meadows | 167,192 |
| Cal-Expo | 10,664 | Monticello Raceway | 124,973 |
| Canterbury | 25,672 | Mountaineer | 107,434 |
| Charlestown | 212,660 | Northern Ca Fairs | 8,973 |
| Churchill Downs | 459,911 | Northfield | 285,896 |
| Colonial Downs | 4,557 | Oaklawn | 218,800 |
| Del Mar | 249,067 | Ocean Downs | 8,567 |
| Delaware Park | 121,746 | Parx's | 536,692 |
| Delta Downs | 151,715 | Penn National | 158,928 |
| Dover Downs | 98,087 | Pimlico | 105,875 |
| Ellis Park | 59,299 | Pocono Downs | 48,410 |
| Emerald Downs | 21,859 | Pompano | 68,528 |
| Evangeline | 62,356 | Presque Isle Downs | 52,079 |
| Fair Grounds | 279,113 | Remington Park | 79,105 |
| Finger Lakes | 102,969 | Rosecroft | 34,258 |
| Golden Gate | 170,727 | Sam Houston | 74,343 |
| Gulfstream | 2,341,728 | Santa Anita | 404,464 |
| Harrah's Philadelphia | 126,350 | Saratoga | 735,147 |
| Harrington Raceway | 15,394 | Scoto Downs | 23,667 |
| Hawthorne | 136,253 | Tampa Bay Downs | 591,839 |
| Hoosier Park | 112,724 | Thistledown | 62,750 |
| Indiana Downs | 182,502 | Tioga Downs | 8,739 |
| Keeneland | 479,678 | Turf Paradise | 92,905 |
| Kentucky Downs | 59,553 | Turfway | 138,215 |
| Laurel | 557,259 | Yonkers | 193,274 |
| Lone Star Park | 43,678 | Zia Park | 24,707 |

Total Out of State Signals Received

\$12,497,174

Total Borgata Pari-Mutuel Signals Received

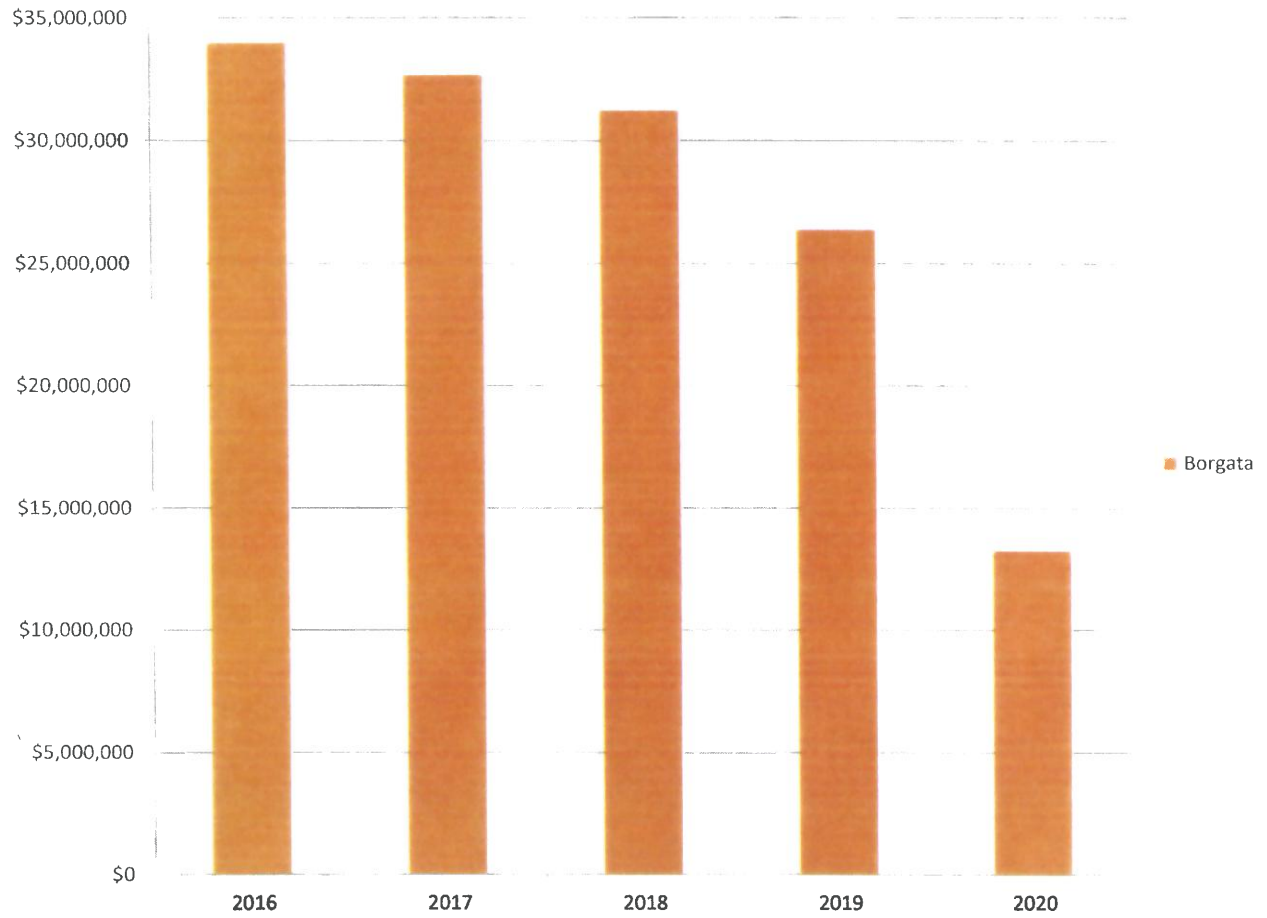
\$13,250,832

NEW JERSEY RACING COMMISSION
CASINO PARI-MUTUEL TAKEOUT
2020

| | <u>In State</u> | <u>Out of State</u> | <u>Combined</u> |
|---|-------------------------|----------------------------|----------------------------|
| Casino Simulcasting Fund | \$3,768 | \$62,488 | \$66,257 |
| Casino Cost of Signal | | 621,984 | 621,984 |
| Casino Share | 74,952 | 1,005,941 | 1,080,893 |
| Special Trust - Harness Sire Stakes | 1,143 | 17,715 | 18,858 |
| Track Purses | 959 | 11,903 | 12,863 |
| Breeder & Stallion Awards | 126 | 1,624 | 1,750 |
| Special Trust - Thoroughbred TBA | 1,540 | 31,244 | 32,784 |
| Breeding & Development Harness | 134 | 1,875 | 2,008 |
| Thoroughbred | 92 | 1,875 | 1,967 |
| Purse Allocation | 33,291 | 325,426 | 358,717 |
| Track Share Allocation | 33,181 | 325,426 | 358,607 |
| Casino Simulcasting Special Fund | | 105,953 | 105,953 |
| Total Commissions | <u>149,187</u> | <u>2,513,453</u> | <u>2,662,640</u> |
| Breakage | 3,385 | 46,834 | 50,219 |
| State Settlement | | | 0 |
| Track Settlement | 39,761 | 605,141 | 644,902 |
| Total Amount Distributed | <u>192,332</u> | <u>3,165,428</u> | <u>3,357,761</u> |
| Amount Returned to Patron | 561,326 | 9,331,746 | 9,893,071 |
| Total Borgata Pari-Mutuel Handle | <u><u>\$753,658</u></u> | <u><u>\$12,497,174</u></u> | <u><u>\$13,250,832</u></u> |

**CASINO PARI-MUTUEL HANDLE
5-YEAR COMPARISON**

| | 2016 | 2017 | 2018 | 2019 | 2020 |
|--------------|---------------------|---------------------|---------------------|---------------------|---------------------|
| Borgata | 34,002,703 | 32,689,581 | 31,244,719 | 26,388,710 | 13,250,832 |
| Total | \$34,002,703 | \$32,689,581 | \$31,244,719 | \$26,388,710 | \$13,250,832 |



NEW JERSEY RACING COMMISSION
2020 LICENSE REVENUE
STANDARD BRED, THOROUGHBRED, ACCOUNT, OFF TRACK & EXCHANGE WAGERING COMBINED

| Cat | Classification | Fee | Freehold | | Meadowlands | | Trenton | | Monmouth | | Total | |
|---|------------------------|-------|--------------|------------------------|--------------|-------------------------|------------|------------------------|--------------|-------------------------|--------------|-------------------------|
| | | | Qty | Total | Qty | Total | Qty | Total | Qty | Total | Qty | Total |
| All Licenses Issued in 2020 | | | | | | | | | | | | |
| 1 | Owner | \$50 | 450 | \$22,500 | 426 | \$21,300 | 103 | \$5,150 | 634 | \$31,700 | 1,613 | \$80,650 |
| 2 | Trainer | \$50 | 123 | 6,150 | 154 | 7,700 | 20 | 1,000 | 278 | 13,900 | 575 | 28,750 |
| 3 | Assistant Trainer | \$30 | 0 | 0 | 0 | 0 | 0 | 0 | 51 | 1,530 | 51 | 1,530 |
| 4 | Driver | \$50 | 32 | 1,600 | 67 | 3,350 | 0 | 0 | 1 | 50 | 100 | 5,000 |
| 5 | Driver / Trainer | \$50 | 115 | 5,750 | 145 | 7,250 | 10 | 500 | 1 | 50 | 271 | 13,550 |
| 6 | Jockey | \$50 | 1 | 50 | 0 | 0 | 0 | 0 | 59 | 2,950 | 60 | 3,000 |
| 7 | Jockey Apprentice | \$30 | 0 | 0 | 0 | 0 | 0 | 0 | 5 | 150 | 5 | 150 |
| 8 | Jockey Agent | \$50 | 0 | 0 | 0 | 0 | 0 | 0 | 11 | 550 | 11 | 550 |
| 9 | Stable Employee | \$5 | 201 | 1,005 | 296 | 1,480 | 2 | 10 | 647 | 3,235 | 1,146 | 5,730 |
| 10 | C.I.D. | \$10 | 143 | 1,430 | 325 | 3,250 | 7 | 70 | 252 | 2,520 | 727 | 7,270 |
| 11 | C.I.D. - Vendors | \$10 | 225 | 2,250 | 178 | 1,780 | 137 | 1,370 | 193 | 1,930 | 733 | 7,330 |
| 12 | Pari-Mutuel Employee | \$25 | 31 | 775 | 72 | 1,800 | 5 | 125 | 67 | 1,675 | 175 | 4,375 |
| 13 | Veterinarian | \$50 | 27 | 1,350 | 2 | 100 | 0 | 0 | 10 | 500 | 39 | 1,950 |
| 14 | Valet | \$20 | 0 | 0 | 0 | 0 | 0 | 0 | 16 | 320 | 16 | 320 |
| 15 | Plater | \$20 | 0 | 0 | 0 | 0 | 0 | 0 | 23 | 460 | 23 | 460 |
| 16 | Vendor | \$50 | 18 | 900 | 6 | 300 | 7 | 350 | 25 | 1,250 | 56 | 2,800 |
| 17 | Stable Name | \$50 | 216 | 10,800 | 197 | 9,850 | 89 | 4,450 | 365 | 18,250 | 867 | 43,350 |
| 18 | Multiple Ownership | \$50 | 63 | 3,150 | 418 | 20,900 | 11 | 550 | 100 | 5,000 | 592 | 29,600 |
| 19 | Corporate Stable Name | \$50 | 38 | 1,900 | 61 | 3,050 | 15 | 750 | 41 | 2,050 | 155 | 7,750 |
| 20 | Authorized Agent | \$50 | 0 | 0 | 2 | 100 | 2 | 100 | 16 | 800 | 20 | 1,000 |
| 21 | Off-Track Stables | \$50 | 10 | 500 | 0 | 0 | 21 | 1,050 | 4 | 200 | 35 | 1,750 |
| 23 | Veterinarian - NJRC | \$0 | 4 | 0 | 10 | 0 | 0 | 0 | 1 | 0 | 15 | 0 |
| 25 | C.I.D. - NJRC | \$0 | 10 | 0 | 17 | 0 | 0 | 0 | 4 | 0 | 31 | 0 |
| 26 | Off-Track Proprietors | \$0 | 0 | 0 | 0 | 0 | 0 | 0 | 0 | 0 | 0 | 0 |
| 27 | Official - NJRC | \$0 | 6 | 0 | 4 | 0 | 0 | 0 | 3 | 0 | 13 | 0 |
| 28 | Partnership | \$0 | 7 | 0 | 4 | 0 | 2 | 0 | 27 | 0 | 40 | 0 |
| 31 | Owner - 3 Year | \$150 | 229 | 34,350 | 207 | 31,050 | 63 | 9,450 | 196 | 29,400 | 695 | 104,250 |
| All Licenses w/dups Issued in 2020 | | | 1,949 | 94,460 | 2,591 | 113,260 | 494 | 24,925 | 3,030 | 118,470 | 8,064 | 351,115 |
| DUP | Duplicate License Fees | \$5 | 0 | \$0 | 36 | \$180 | 0 | \$0 | 0 | \$0 | 36 | \$180 |
| Total Licenses w/dups Issued in 2020 | | | | <u>\$94,460</u> | | <u>\$113,440</u> | | <u>\$24,925</u> | | <u>\$118,470</u> | | <u>\$351,295</u> |

NEW JERSEY RACING COMMISSION
2020 LICENSE REVENUE
STANDARD BRED

| Cat | Classification | Fee | Freehold | | Meadowlands | | Trenton | | Monmouth | | Total | |
|---|------------------------|-------|----------|-----------------|-------------|------------------|---------|-----------------|----------|----------------|-------|------------------|
| | | | Qty | Total | Qty | Total | Qty | Total | Qty | Total | Qty | Total |
| <i>All Licenses Issued in 2020</i> | | | | | | | | | | | | |
| 1 | Owner | \$50 | 324 | \$16,200 | 415 | \$20,750 | 82 | \$4,100 | 77 | \$3,850 | 898 | \$44,900 |
| 2 | Trainer | \$50 | 109 | 5,450 | 149 | 7,450 | 12 | 600 | 3 | \$150 | 273 | 13,650 |
| 3 | Assistant Trainer | \$30 | 0 | 0 | 0 | 0 | 0 | 0 | 0 | \$0 | 0 | 0 |
| 4 | Driver | \$50 | 32 | 1,600 | 67 | 3,350 | 0 | 0 | 1 | \$50 | 100 | 5,000 |
| 5 | Driver / Trainer | \$50 | 115 | 5,750 | 145 | 7,250 | 10 | 500 | 1 | \$50 | 271 | 13,550 |
| 6 | Jockey | \$50 | 0 | 0 | 0 | 0 | 0 | 0 | 0 | \$0 | 0 | 0 |
| 7 | Jockey Apprentice | \$30 | 0 | 0 | 0 | 0 | 0 | 0 | 0 | \$0 | 0 | 0 |
| 8 | Jockey Agent | \$50 | 0 | 0 | 0 | 0 | 0 | 0 | 0 | \$0 | 0 | 0 |
| 9 | Stable Employee | \$5 | 201 | 1,005 | 296 | 1,480 | 1 | 5 | 3 | \$15 | 501 | 2,505 |
| 10 | C.I.D. | \$10 | 97 | 970 | 298 | 2,980 | 0 | 0 | 3 | \$30 | 398 | 3,980 |
| 11 | C.I.D. - Vendors | \$10 | 79 | 790 | 153 | 1,530 | 8 | 80 | 3 | \$30 | 243 | 2,430 |
| 12 | Pari-Mutuel Employee | \$25 | 17 | 425 | 52 | 1,300 | 0 | 0 | 0 | \$0 | 69 | 1,725 |
| 13 | Veterinarian | \$50 | 27 | 1,350 | 2 | 100 | 0 | 0 | 0 | \$0 | 29 | 1,450 |
| 14 | Valet | \$20 | 0 | 0 | 0 | 0 | 0 | 0 | 0 | \$0 | 0 | 0 |
| 15 | Plater | \$20 | 0 | 0 | 0 | 0 | 0 | 0 | 0 | \$0 | 0 | 0 |
| 16 | Vendor | \$50 | 10 | 500 | 6 | 300 | 0 | 0 | 0 | \$0 | 16 | 800 |
| 17 | Stable Name | \$50 | 96 | 4,800 | 189 | 9,450 | 64 | 3,200 | 23 | \$1,150 | 372 | 18,600 |
| 18 | Multiple Ownership | \$50 | 56 | 2,800 | 417 | 20,850 | 11 | 550 | 6 | \$300 | 490 | 24,500 |
| 19 | Corporate Stable Name | \$50 | 19 | 950 | 61 | 3,050 | 9 | 450 | 11 | \$550 | 100 | 5,000 |
| 20 | Authorized Agent | \$50 | 0 | 0 | 0 | 0 | 0 | 0 | 0 | \$0 | 0 | 0 |
| 21 | Off-Track Stables | \$50 | 8 | 400 | 0 | 0 | 19 | 950 | 1 | \$50 | 28 | 1,400 |
| 23 | Veterinarian - NJRC | \$0 | 4 | 0 | 10 | 0 | 0 | 0 | 0 | \$0 | 14 | 0 |
| 25 | C.I.D. - NJRC | \$0 | 9 | 0 | 17 | 0 | 0 | 0 | 0 | \$0 | 26 | 0 |
| 26 | Off-Track Proprietors | \$0 | 0 | 0 | 0 | 0 | 0 | 0 | 0 | \$0 | 0 | 0 |
| 27 | Official - NJRC | \$0 | 6 | 0 | 4 | 0 | 0 | 0 | 0 | \$0 | 10 | 0 |
| 28 | Partnership | \$0 | 5 | 0 | 3 | 0 | 2 | 0 | 1 | \$0 | 11 | 0 |
| 31 | Owner - 3 Year | \$150 | 124 | 18,600 | 192 | 28,800 | 48 | 7,200 | 23 | \$3,450 | 387 | 58,050 |
| <i>All Licenses w/dups Issued in 2020</i> | | | 1,338 | \$61,590 | 2,476 | \$108,640 | 266 | \$17,635 | 156 | \$9,675 | 4,236 | \$197,540 |
| DUP | Duplicate License Fees | \$5 | 0 | \$0 | 36 | \$180 | 0 | \$0 | 0 | \$0 | 36 | \$180 |
| <i>Total Licenses w/dups Issued in 2020</i> | | | | <u>\$61,590</u> | | <u>\$108,820</u> | | <u>\$17,635</u> | | <u>\$9,675</u> | | <u>\$197,720</u> |

**NEW JERSEY RACING COMMISSION
2020 LICENSE REVENUE
THOROUGHBRED**

| Cat | Classification | Fee | Freehold | | Meadowlands | | Trenton | | Monmouth | | Total | |
|---|------------------------|-------|------------|-----------------|-------------|----------------|-----------|----------------|--------------|------------------|--------------|------------------|
| | | | Qty | Total | Qty | Total | Qty | Total | Qty | Total | Qty | Total |
| All Licenses Issued in 2020 | | | | | | | | | | | | |
| 1 | Owner | \$50 | 126 | \$6,300 | 11 | \$550 | 21 | \$1,050 | 557 | \$27,850 | 715 | \$35,750 |
| 2 | Trainer | \$50 | 14 | 700 | 5 | 250 | 8 | 400 | 275 | 13,750 | 302 | 15,100 |
| 3 | Assistant Trainer | \$30 | 0 | 0 | 0 | 0 | 0 | 0 | 51 | 1,530 | 51 | 1,530 |
| 4 | Driver | \$50 | 0 | 0 | 0 | 0 | 0 | 0 | 0 | 0 | 0 | 0 |
| 5 | Driver / Trainer | \$50 | 0 | 0 | 0 | 0 | 0 | 0 | 0 | 0 | 0 | 0 |
| 6 | Jockey | \$50 | 1 | 50 | 0 | 0 | 0 | 0 | 59 | 2,950 | 60 | 3,000 |
| 7 | Jockey Apprentice | \$30 | 0 | 0 | 0 | 0 | 0 | 0 | 5 | 150 | 5 | 150 |
| 8 | Jockey Agent | \$50 | 0 | 0 | 0 | 0 | 0 | 0 | 11 | 550 | 11 | 550 |
| 9 | Stable Employee | \$5 | 0 | 0 | 0 | 0 | 1 | 5 | 644 | 3,220 | 645 | 3,225 |
| 10 | C.I.D. | \$10 | 5 | 50 | 0 | 0 | 2 | 20 | 249 | 2,490 | 256 | 2,560 |
| 11 | C.I.D. - Vendors | \$10 | 40 | 400 | 0 | 0 | 1 | 10 | 187 | 1,870 | 228 | 2,280 |
| 12 | Pari-Mutuel Employee | \$25 | 0 | 0 | 0 | 0 | 0 | 0 | 67 | 1,675 | 67 | 1,675 |
| 13 | Veterinarian | \$50 | 0 | 0 | 0 | 0 | 0 | 0 | 10 | 500 | 10 | 500 |
| 14 | Valet | \$20 | 0 | 0 | 0 | 0 | 0 | 0 | 16 | 320 | 16 | 320 |
| 15 | Plater | \$20 | 0 | 0 | 0 | 0 | 0 | 0 | 23 | 460 | 23 | 460 |
| 16 | Vendor | \$50 | 3 | 150 | 0 | 0 | 2 | 100 | 25 | 1,250 | 30 | 1,500 |
| 17 | Stable Name | \$50 | 120 | 6,000 | 8 | 400 | 25 | 1,250 | 342 | 17,100 | 495 | 24,750 |
| 18 | Multiple Ownership | \$50 | 7 | 350 | 1 | 50 | 0 | 0 | 94 | 4,700 | 102 | 5,100 |
| 19 | Corporate Stable Name | \$50 | 19 | 950 | 0 | 0 | 6 | 300 | 30 | 1,500 | 55 | 2,750 |
| 20 | Authorized Agent | \$50 | 0 | 0 | 2 | 100 | 2 | 100 | 16 | 800 | 20 | 1,000 |
| 21 | Off-Track Stables | \$50 | 2 | 100 | 0 | 0 | 2 | 100 | 3 | 150 | 7 | 350 |
| 23 | Veternarian - NJRC | \$0 | 0 | 0 | 0 | 0 | 0 | 0 | 1 | 0 | 1 | 0 |
| 25 | C.I.D. - NJRC | \$0 | 1 | 0 | 0 | 0 | 0 | 0 | 4 | 0 | 5 | 0 |
| 26 | Off-Track Proprietors | \$0 | 0 | 0 | 0 | 0 | 0 | 0 | 0 | 0 | 0 | 0 |
| 27 | Official - NJRC | \$0 | 0 | 0 | 0 | 0 | 0 | 0 | 3 | 0 | 3 | 0 |
| 28 | Partnership | \$0 | 2 | 0 | 1 | 0 | 0 | 0 | 26 | 0 | 29 | 0 |
| 31 | Owner - 3 Year | \$150 | 105 | 15,750 | 15 | 2,250 | 15 | 2,250 | 173 | 25,950 | 308 | 46,200 |
| All Licenses wo/dups Issued in 2020 | | | 445 | \$30,800 | 43 | \$3,600 | 85 | \$5,585 | 2,871 | \$108,765 | 3,444 | \$148,750 |
| DUP | Duplicate License Fees | \$5 | | \$0 | | \$0 | | \$0 | | \$0 | 0 | \$0 |
| Total Licenses w/dups Issued in 2020 | | | | \$30,800 | | \$3,600 | | \$5,585 | | \$108,765 | | \$148,750 |

**NEW JERSEY RACING COMMISSION
2020 LICENSE REVENUE
ACCOUNT, OFF TRACK & EXCHANGE WAGERING**

| Cat | Classification | Fee | Freehold | | Meadowlands | | Trenton | | Monmouth | | Total | |
|---|------------------------|-------|------------|----------------|-------------|----------------|------------|----------------|----------|-------------|------------|----------------|
| | | | Qty | Total | Qty | Total | Qty | Total | Qty | Total | Qty | Total |
| All Licenses Issued in 2020 | | | | | | | | | | | | |
| 1 | Owner | \$50 | 0 | \$0 | 0 | \$0 | 0 | \$0 | 0 | \$0 | 0 | \$0 |
| 2 | Trainer | \$50 | 0 | 0 | 0 | 0 | 0 | 0 | 0 | 0 | 0 | 0 |
| 3 | Assistant Trainer | \$50 | 0 | 0 | 0 | 0 | 0 | 0 | 0 | 0 | 0 | 0 |
| 4 | Driver | \$50 | 0 | 0 | 0 | 0 | 0 | 0 | 0 | 0 | 0 | 0 |
| 5 | Driver / Trainer | \$50 | 0 | 0 | 0 | 0 | 0 | 0 | 0 | 0 | 0 | 0 |
| 6 | Jockey | \$50 | 0 | 0 | 0 | 0 | 0 | 0 | 0 | 0 | 0 | 0 |
| 7 | Jockey Apprentice | \$30 | 0 | 0 | 0 | 0 | 0 | 0 | 0 | 0 | 0 | 0 |
| 8 | Jockey Agent | \$50 | 0 | 0 | 0 | 0 | 0 | 0 | 0 | 0 | 0 | 0 |
| 9 | Stable Employee | \$5 | 0 | 0 | 0 | 0 | 0 | 0 | 0 | 0 | 0 | 0 |
| 10 | C.I.D. | \$10 | 41 | 410 | 27 | 270 | 5 | 50 | 0 | 0 | 73 | 730 |
| 11 | C.I.D. - Vendors | \$10 | 106 | 1,060 | 25 | 250 | 128 | 1,280 | 3 | 30 | 262 | 2,620 |
| 12 | Pari-Mutuel Employee | \$25 | 14 | 350 | 20 | 500 | 5 | 125 | 0 | 0 | 39 | 975 |
| 13 | Veterinarian | \$50 | 0 | 0 | 0 | 0 | 0 | 0 | 0 | 0 | 0 | 0 |
| 14 | Valet | \$20 | 0 | 0 | 0 | 0 | 0 | 0 | 0 | 0 | 0 | 0 |
| 15 | Plater | \$20 | 0 | 0 | 0 | 0 | 0 | 0 | 0 | 0 | 0 | 0 |
| 16 | Vendor | \$50 | 5 | 250 | 0 | 0 | 5 | 250 | 0 | 0 | 10 | 500 |
| 17 | Stable Name | \$50 | 0 | 0 | 0 | 0 | 0 | 0 | 0 | 0 | 0 | 0 |
| 18 | Multiple Ownership | \$50 | 0 | 0 | 0 | 0 | 0 | 0 | 0 | 0 | 0 | 0 |
| 19 | Corporate Stable Name | \$50 | 0 | 0 | 0 | 0 | 0 | 0 | 0 | 0 | 0 | 0 |
| 20 | Authorized Agent | \$50 | 0 | 0 | 0 | 0 | 0 | 0 | 0 | 0 | 0 | 0 |
| 21 | Off-Track Stables | \$50 | 0 | 0 | 0 | 0 | 0 | 0 | 0 | 0 | 0 | 0 |
| 23 | Veterinarian - NJRC | \$0 | 0 | 0 | 0 | 0 | 0 | 0 | 0 | 0 | 0 | 0 |
| 25 | C.I.D. - NJRC | \$0 | 0 | 0 | 0 | 0 | 0 | 0 | 0 | 0 | 0 | 0 |
| 26 | Off-Track Proprietors | \$0 | 0 | 0 | 0 | 0 | 0 | 0 | 0 | 0 | 0 | 0 |
| 27 | Official - NJRC | \$0 | 0 | 0 | 0 | 0 | 0 | 0 | 0 | 0 | 0 | 0 |
| 28 | Partnership | \$0 | 0 | 0 | 0 | 0 | 0 | 0 | 0 | 0 | 0 | 0 |
| 31 | Owner - 3 Year | \$150 | 0 | 0 | 0 | 0 | 0 | 0 | 0 | 0 | 0 | 0 |
| All Licenses w/dups Issued in 2020 | | | 166 | \$2,070 | 72 | \$1,020 | 143 | \$1,705 | 3 | \$30 | 384 | \$4,825 |
| DUP | Duplicate License Fees | \$5 | | \$0 | | \$0 | | \$0 | | \$0 | 0 | \$0 |
| Total Licenses w/dups Issued in 2020 | | | | \$2,070 | | \$1,020 | | \$1,705 | | \$30 | | \$4,825 |

**NEW JERSEY RACING COMMISSION
EXPIRED TICKET REPORT
2020**

| | Date Ticket Purchased | <i>In State</i> | | | | | | <i>Out of State</i> | <i>Revenue</i> | |
|--------------|-----------------------|------------------|----------------|-----------------|----------------|------------------|-----------------|---------------------|-----------------|-----------------|
| | | Total | MDLS-T | NMR | FRA/ACHI | MP | Vouchers | | Racing Costs | TBA |
| ACHI/FRA | 06/30/19 - 11/02/19 | 49,307 | 379 | 3,475 | 2,359 | 1,704 | 4,813 | 36,578 | 6,365 | 1,041 |
| NMR | 06/30/19 - 11/02/19 | 193,247 | 895 | 25,978 | 1,226 | 5,546 | 12,863 | 146,739 | 23,254 | 3,220 |
| MP | 06/30/19 - 11/02/19 | 207,425 | 564 | 1,085 | 884 | 107,298 | 4,113 | 93,481 | 56,972 | 55,987 |
| Total | | \$449,980 | \$1,837 | \$30,539 | \$4,469 | \$114,547 | \$21,790 | \$276,798 | \$86,591 | \$60,249 |

**NEW JERSEY RACING COMMISSION
REVENUE TO THE STATE
2020**

| Racing Association/Source | Expired Outstanding Pari-Mutuel Tickets | Breakage & Expired Outstanding Pari-Mutuel Tickets | License Fees | Total State Revenue |
|----------------------------------|--|---|-------------------------|------------------------------------|
| Freehold Raceway | \$6,365 | | \$94,460 | \$100,825 |
| Monmouth Park | 56,972 | | 118,470 | 175,442 |
| New Meadowlands Racetrack | 23,254 | | 113,440 | 136,694 |
| Trenton | | | 24,925 | 24,925 |
| Computer/Phone/Mobile | | 1,106,394 | | 1,106,394 |
| Woodbridge | | 149,476 | | 149,476 |
| Vineland | | 2,018 | | 2,018 |
| Toms River | | 86,277 | | 86,277 |
| Bayonne | | 132,371 | | 132,371 |
| Gloucester | | 57,862 | | 57,862 |
| Hillsborough | | 29,102 | | 29,102 |
| EHT | | 21,316 | | 21,316 |
| Total State Revenue | <u>\$86,591</u> | <u>\$1,584,816</u> | <u>\$351,295</u> | <u>\$2,022,702</u> |

THE MEADOWLANDS 2021 LIVE RACING CALENDAR

LIVE DATES 90

7:15 PM

NOON

| JANUARY | | | | | | | 9 |
|---------|----|----|----|----|----|----|---|
| S | M | T | W | Th | F | Sa | |
| | | | | | 1 | 2 | |
| 3 | 4 | 5 | 6 | 7 | 8 | 9 | |
| 10 | 11 | 12 | 13 | 14 | 15 | 16 | |
| 17 | 18 | 19 | 20 | 21 | 22 | 23 | |
| 24/31 | 25 | 26 | 27 | 28 | 29 | 30 | |

| FEBRUARY | | | | | | | 8 |
|----------|----|----|----|----|----|----|---|
| S | M | T | W | Th | F | Sa | |
| | 1 | 2 | 3 | 4 | 5 | 6 | |
| 7 | 8 | 9 | 10 | 11 | 12 | 13 | |
| 14 | 15 | 16 | 17 | 18 | 19 | 20 | |
| 21 | 22 | 23 | 24 | 25 | 26 | 27 | |
| 28 | | | | | | | |

| MARCH | | | | | | | 8 |
|-------|----|----|----|----|----|----|---|
| S | M | T | W | Th | F | Sa | |
| | 1 | 2 | 3 | 4 | 5 | 6 | |
| 7 | 8 | 9 | 10 | 11 | 12 | 13 | |
| 14 | 15 | 16 | 17 | 18 | 19 | 20 | |
| 21 | 22 | 23 | 24 | 25 | 26 | 27 | |
| 28 | 29 | 30 | 31 | | | | |

| APRIL | | | | | | | 9 |
|-------|----|----|----|----|----|----|---|
| S | M | T | W | Th | F | Sa | |
| | | | | 1 | 2 | 3 | |
| 4 | 5 | 6 | 7 | 8 | 9 | 10 | |
| 11 | 12 | 13 | 14 | 15 | 16 | 17 | |
| 18 | 19 | 20 | 21 | 22 | 23 | 24 | |
| 25 | 26 | 27 | 28 | 29 | 30 | | |

| MAY | | | | | | | 9 |
|-------|-------|----|----|----|----|----|---|
| S | M | T | W | Th | F | Sa | |
| | | | | | | 1 | |
| 2 | 3 | 4 | 5 | 6 | 7 | 8 | |
| 9 | 10 | 11 | 12 | 13 | 14 | 15 | |
| 16 | 17 | 18 | 19 | 20 | 21 | 22 | |
| 23/30 | 24/31 | 25 | 26 | 27 | 28 | 29 | |

| JUNE | | | | | | | 8 |
|------|----|----|----|----|----|----|---|
| S | M | T | W | Th | F | Sa | |
| | | 1 | 2 | 3 | 4 | 5 | |
| 6 | 7 | 8 | 9 | 10 | 11 | 12 | |
| 13 | 14 | 15 | 16 | 17 | 18 | 19 | |
| 20 | 21 | 22 | 23 | 24 | 25 | 26 | |
| 27 | 28 | 29 | 30 | | | | |

| JULY | | | | | | | 10 |
|------|----|----|----|----|----|----|----|
| S | M | T | W | Th | F | Sa | |
| | | | | 1 | 2 | 3 | |
| 4 | 5 | 6 | 7 | 8 | 9 | 10 | |
| 11 | 12 | 13 | 14 | 15 | 16 | 17 | |
| 18 | 19 | 20 | 21 | 22 | 23 | 24 | |
| 25 | 26 | 27 | 28 | 29 | 30 | 31 | |

| AUGUST | | | | | | | 2 |
|--------|----|----|----|----|----|----|---|
| S | M | T | W | Th | F | Sa | |
| 1 | 2 | 3 | 4 | 5 | 6 | 7 | |
| 8 | 9 | 10 | 11 | 12 | 13 | 14 | |
| 15 | 16 | 17 | 18 | 19 | 20 | 21 | |
| 22 | 23 | 24 | 25 | 26 | 27 | 28 | |
| 29 | 30 | 31 | | | | | |

| SEPTEMBER | | | | | | | 7 |
|-----------|----|----|----|----|----|----|---|
| S | M | T | W | Th | F | Sa | |
| | | | 1 | 2 | 3 | 4 | |
| 5 | 6 | 7 | 8 | 9 | 10 | 11 | |
| 12 | 13 | 14 | 15 | 16 | 17 | 18 | |
| 19 | 20 | 21 | 22 | 23 | 24 | 25 | |
| 26 | 27 | 28 | 29 | 30 | | | |

| OCTOBER | | | | | | | 9 |
|---------|----|----|----|----|----|----|---|
| S | M | T | W | Th | F | Sa | |
| | | | | | 1 | 2 | |
| 3 | 4 | 5 | 6 | 7 | 8 | 9 | |
| 10 | 11 | 12 | 13 | 14 | 15 | 16 | |
| 17 | 18 | 19 | 20 | 21 | 22 | 23 | |
| 24/31 | 25 | 26 | 27 | 28 | 29 | 30 | |

| NOVEMBER | | | | | | | 8 |
|----------|----|----|----|----|----|----|---|
| S | M | T | W | Th | F | Sa | |
| | 1 | 2 | 3 | 4 | 5 | 6 | |
| 7 | 8 | 9 | 10 | 11 | 12 | 13 | |
| 14 | 15 | 16 | 17 | 18 | 19 | 20 | |
| 21 | 22 | 23 | 24 | 25 | 26 | 27 | |
| 28 | 29 | 30 | | | | | |

| DECEMBER | | | | | | | 12 |
|----------|----|----|----|----|----|----|----|
| S | M | T | W | Th | F | Sa | |
| | | | 1 | 2 | 3 | 4 | |
| 5 | 6 | 7 | 8 | 9 | 10 | 11 | |
| 12 | 13 | 14 | 15 | 16 | 17 | 18 | |
| 19 | 20 | 21 | 22 | 23 | 24 | 25 | |
| 26 | 27 | 28 | 29 | 30 | 31 | | |

FREEHOLD RACEWAY 2021

| January | | | | | | | February | | | | | | | March | | | | | | | |
|---------|----|----|----|----|----|----|----------|----|----|----|----|----|----|-----------|----|----|----|----|----|----|--|
| | | | | | 1 | 2 | | 1 | 2 | 3 | 4 | 5 | 6 | | 1 | 2 | 3 | 4 | 5 | 6 | |
| 3 | 4 | 5 | 6 | 7 | 8 | 9 | 7 | 8 | 9 | 10 | 11 | 12 | 13 | 7 | 8 | 9 | 10 | 11 | 12 | 13 | |
| 10 | 11 | 12 | 13 | 14 | 15 | 16 | 14 | 15 | 16 | 17 | 18 | 19 | 20 | 14 | 15 | 16 | 17 | 18 | 19 | 20 | |
| 17 | 18 | 19 | 20 | 21 | 22 | 23 | 21 | 22 | 23 | 24 | 25 | 26 | 27 | 21 | 22 | 23 | 24 | 25 | 26 | 27 | |
| 24 | 25 | 26 | 27 | 28 | 29 | 30 | 28 | | | | | | | 28 | 29 | 30 | 31 | | | | |
| 31 | | | | | | | | | | | | | | | | | | | | | |
| April | | | | | | | May | | | | | | | June | | | | | | | |
| | | | | 1 | 2 | 3 | | | | | | 1 | | 1 | 2 | 3 | 4 | 5 | | | |
| 4 | 5 | 6 | 7 | 8 | 9 | 10 | 2 | 3 | 4 | 5 | 6 | 7 | 8 | 6 | 7 | 8 | 9 | 10 | 11 | 12 | |
| 11 | 12 | 13 | 14 | 15 | 16 | 17 | 9 | 10 | 11 | 12 | 13 | 14 | 15 | 13 | 14 | 15 | 16 | 17 | 18 | 19 | |
| 18 | 19 | 20 | 21 | 22 | 23 | 24 | 16 | 17 | 18 | 19 | 20 | 21 | 22 | 20 | 21 | 22 | 23 | 24 | 25 | 26 | |
| 25 | 26 | 27 | 28 | 29 | 30 | | 23 | 24 | 25 | 26 | 27 | 28 | 29 | 27 | 28 | 29 | 30 | | | | |
| | | | | | | | 30 | 31 | | | | | | | | | | | | | |
| July | | | | | | | August | | | | | | | September | | | | | | | |
| | | | | 1 | 2 | 3 | 1 | 2 | 3 | 4 | 5 | 6 | 7 | | | 1 | 2 | 3 | 4 | | |
| 4 | 5 | 6 | 7 | 8 | 9 | 10 | 8 | 9 | 10 | 11 | 12 | 13 | 14 | 5 | 6 | 7 | 8 | 9 | 10 | 11 | |
| 11 | 12 | 13 | 14 | 15 | 16 | 17 | 15 | 16 | 17 | 18 | 19 | 20 | 21 | 12 | 13 | 14 | 15 | 16 | 17 | 18 | |
| 18 | 19 | 20 | 21 | 22 | 23 | 24 | 22 | 23 | 24 | 25 | 26 | 27 | 28 | 19 | 20 | 21 | 22 | 23 | 24 | 25 | |
| 25 | 26 | 27 | 28 | 29 | 30 | 31 | 29 | 30 | 31 | | | | | 26 | 27 | 28 | 29 | 30 | | | |
| | | | | | | | | | | | | | | | | | | | | | |
| October | | | | | | | November | | | | | | | December | | | | | | | |
| | | | | | 1 | 2 | | 1 | 2 | 3 | 4 | 5 | 6 | | | 1 | 2 | 3 | 4 | | |
| 3 | 4 | 5 | 6 | 7 | 8 | 9 | 7 | 8 | 9 | 10 | 11 | 12 | 13 | 5 | 6 | 7 | 8 | 9 | 10 | 11 | |
| 10 | 11 | 12 | 13 | 14 | 15 | 16 | 14 | 15 | 16 | 17 | 18 | 19 | 20 | 12 | 13 | 14 | 15 | 16 | 17 | 18 | |
| 17 | 18 | 19 | 20 | 21 | 22 | 23 | 21 | 22 | 23 | 24 | 25 | 26 | 27 | 19 | 20 | 21 | 22 | 23 | 24 | 25 | |
| 24 | 25 | 26 | 27 | 28 | 29 | 30 | 28 | 29 | 30 | | | | | 26 | 27 | 28 | 29 | 30 | 31 | | |
| 31 | | | | | | | | | | | | | | | | | | | | | |

Post Time 12:30 eastern – shaded dates

2021 RACING CALENDAR

■ = 53 Racing Days at Monmouth Park

■ = 9 Racing Days at Meadowlands Racetrack

■ = 1 Monmouth Park at Far Hills



Total Days = 63

May

| S | M | T | W | T | F | S |
|----|----|----|----|----|----|----|
| | | | | | | 1 |
| 2 | 3 | 4 | 5 | 6 | 7 | 8 |
| 9 | 10 | 11 | 12 | 13 | 14 | 15 |
| 16 | 17 | 18 | 19 | 20 | 21 | 22 |
| 23 | 24 | 25 | 26 | 27 | 28 | 29 |
| 30 | 31 | | | | | |

June

| S | M | T | W | T | F | S |
|----|----|----|----|----|----|----|
| | | 1 | 2 | 3 | 4 | 5 |
| 6 | 7 | 8 | 9 | 10 | 11 | 12 |
| 13 | 14 | 15 | 16 | 17 | 18 | 19 |
| 20 | 21 | 22 | 23 | 24 | 25 | 26 |
| 27 | 28 | 29 | 30 | | | |

July

| S | M | T | W | T | F | S |
|----|----|----|----|----|----|----|
| | | | | 1 | 2 | 3 |
| 4 | 5 | 6 | 7 | 8 | 9 | 10 |
| 11 | 12 | 13 | 14 | 15 | 16 | 17 |
| 18 | 19 | 20 | 21 | 22 | 23 | 24 |
| 25 | 26 | 27 | 28 | 29 | 30 | 31 |

August

| S | M | T | W | T | F | S |
|----|----|----|----|----|----|----|
| 1 | 2 | 3 | 4 | 5 | 6 | 7 |
| 8 | 9 | 10 | 11 | 12 | 13 | 14 |
| 15 | 16 | 17 | 18 | 19 | 20 | 21 |
| 22 | 23 | 24 | 25 | 26 | 27 | 28 |
| 29 | 30 | 31 | | | | |

September

| S | M | T | W | T | F | S |
|----|----|----|----|----|----|----|
| | | | 1 | 2 | 3 | 4 |
| 5 | 6 | 7 | 8 | 9 | 10 | 11 |
| 12 | 13 | 14 | 15 | 16 | 17 | 18 |
| 19 | 20 | 21 | 22 | 23 | 24 | 25 |
| 26 | 27 | 28 | 29 | 30 | | |

October

| S | M | T | W | T | F | S |
|----|----|----|----|----|----|----|
| | | | | | 1 | 2 |
| 3 | 4 | 5 | 6 | 7 | 8 | 9 |
| 10 | 11 | 12 | 13 | 14 | 15 | 16 |
| 17 | 18 | 19 | 20 | 21 | 22 | 23 |
| 24 | 25 | 26 | 27 | 28 | 29 | 30 |
| 31 | | | | | | |