

# NEW JERSEY RACING COMMISSION 2021

---

## EIGHTY-SECOND ANNUAL AND STATISTICAL REPORT

---

FOR THE YEAR ENDING DECEMBER 31, 2021

Philip D. Murphy  
*Governor*

Mathew J. Platkin  
*Acting Attorney General*

Pamela J. Clyne  
*Chairman*

Michael J. Arnone · Lawrence DeMarzo  
Francis X. Keegan, Jr. · Charles E. Tomaro  
Glen Vetrano  
*Commissioners*

Judith A. Nason  
*Executive Director*

## Contents

Mission Statement.....	1
New Jersey Racing Commissioners.....	1
New Jersey Racetracks .....	5
Other Regulated Facilities .....	6
Commissioners.....	6
2021 Budget.....	7
Racing Operations.....	8
Thoroughbred Racing Officials .....	8
Standardbred Racing Officials.....	8
Licensing Personnel.....	9
Veterinary Staff.....	9
Testing Procedures.....	10
Pari-Mutuel Wagering .....	11
Live Wagering .....	11
Simulcast Wagering.....	12
Pari-Mutuel Handles.....	12
Regulatory Affairs .....	13
Investigative Staff.....	14
Violations.....	14
Sports Wagering.....	14
New Jersey Horse Racing Injury Compensation Board .....	15
Regulated Entities .....	15
Permit Holders .....	15
Off-Track Wagering Licensees.....	15
Casino Simulcasting .....	16
Account Wagering .....	16
Exchange Wagering.....	16
Totalisator .....	16
Race Dates .....	16
Thoroughbred Horsemen’s Association .....	17
New Meadowlands Racetrack, LLC.....	17
FR Park Racing, LP .....	18

Far Hills Special Steeplechase Meet.....	18
2022 Race Dates .....	18
Horsemen’s Consent .....	19
Contact Information.....	19
Racetracks.....	19
Off-Track Wagering Facilities.....	20
Casino Simulcast Facility .....	21
Horsemen’s Associations.....	21
Account Wagering .....	22

## **Mission Statement**

The New Jersey Racing Commission (“Commission”) regulates horse racing, pari-mutuel wagering and account wagering in the State of New Jersey. The Commission is tasked with ensuring the integrity of the sport and the wagering thereupon through efficient oversight of all racing and wagering related entities and activities. The Commission also acts to promote the health and safety of the racing participants.

## **New Jersey Racing Commissioners**

**Pamela J. Clyne, LCSW, SAC**

**Chairman**

Appointed 2012 - Present

Appointed as Chairman April 17, 2014

Pamela J. Clyne has served as the Chairman of the Racing Commission since April 17, 2014. She has a Master’s Degree in Social Work from Rutgers University and is certified in several behavioral healthcare disciplines. One of the focuses of Chairman Clyne’s professional career has been the establishment and operation of an equine therapy practice. As a lifelong equine enthusiast, Chairman Clyne has been able to utilize both her love of horses and her expertise as a licensed clinical social worker to treat those suffering from a wide range of mental illnesses, including autism and post-traumatic stress disorder.

Currently, Chairman Clyne practices behavioral healthcare for veterans suffering from PTSD and children suffering from autism. Some of Chairman Clyne’s practices involve therapeutic horseback riding and equine-assisted psychotherapy.

Formerly, Chairman Clyne was the Executive Director of Reindancer Therapeutic Riding Center where she worked with a group of individuals with a wide range of special needs.

**Dr. Michael Arnone, DDS**

Appointed 2013 - Present

Dr. Michael Arnone attended Seton Hall University and St. Francis College. He received his D.D.S. from Temple University School of Dentistry and practiced dentistry in Red Bank, NJ. Commissioner Arnone was a member of the New Jersey General Assembly from 1989 to 2004 and served as Mayor of Red Bank from 1978 to 1990. Commissioner Arnone has served on several other local government agencies and committees including service as a Commissioner of the Red Bank Fire and Police.

Dr. Arnone also served his country as a member of the United States Army from 1959-1961, achieving the rank of Captain.

**Lawrence F. DeMarzo**

Appointed July 7, 2021 - Present

Lawrence DeMarzo, who has had a lifelong interest in horse racing, was appointed to the Commission in 2021. He is a graduate of Rutgers University and Seton Hall University School of Law.

Commissioner DeMarzo has spent most of his career in public service, specifically New Jersey State government. He has worked with the Legislature as a Chief of Staff, in the Governor's Office as a Senior Policy Advisor and in the Division of Consumer Affairs as both Deputy Director and Acting Director. He currently works as President of Education & Health Centers, a New Jersey non-profit company that provides re-entry services to the New Jersey Department of Corrections and the State Parole Board.

**Francis X. Keegan, Jr.**

Appointed 2006 - Present

Francis X. Keegan, Jr., a lifelong horseman, was appointed to the Commission in 2006. Formerly, he was President of the Thoroughbred Breeders' Association of New Jersey, President of the New Jersey Thoroughbred Horsemen's Association and has held esteemed membership in many national and international horsemen's organizations, including the Thoroughbred Club of America, the Green Mountain Horse Association and the National Hunt Association. He was also a patron of the Monmouth County Hunt.

Commissioner Keegan has bred, owned and raced horses in New Jersey since 1963 and has been a successful consignor at numerous thoroughbred auction sales including those held in Saratoga, NY and Keeneland, KY.

Commissioner Keegan is a graduate of Seton Hall University and attended Fordham Law School. He also served as an infantry officer in the United States Army. After 51 years, Commissioner Keegan retired from his career as a Wealth Management Advisor and First-Vice President of Investments with UBS Financial Services, Inc. In addition to his public service, Commissioner Keegan has served on the board of numerous banks, including Carteret S & L Bank of Commerce and Monmouth Community Bank.

**Charles E. Tomaro**

Appointed June 25, 2021 – Present

Charles E. Tomaro is a graduate of Rutgers University and attended Harvard University's Institute of Politics. He currently works as a sales and marketing representative for Clayton Block Company in Edison where he has been employed for the past 34 years.

Commissioner Tomaro has enjoyed a long career in both public and community service. He has served on numerous local government councils and planning boards, including as an Edison

Township Councilman, President and Vice-President, and currently as a Middlesex County Commissioner. He was on the Board of Directors for the Edison Chamber of Commerce, as Secretary, and the Edison Memorial Tower Commission. Commissioner Tomaro serves the community as a member of the Edison B.P.O. Elks, and as a volunteer and Vice President of the Board of Directors of the Hands of Hope for the Community Food Pantry, as well as participating in other community service organizations.

In addition, Commissioner Tomaro has been bestowed several awards of note, including being named Man of the Year of the North Brunswick Italian Club, Man of the Year of the Edison Elks, Peter Barnes Community Champion of the Metuchen Edison Y.M.C.A. and Town Hero of the United Way of Central New Jersey, amongst other accolades.

**Glen Vetrano**

Appointed July 26, 2019 – Present

Glen Vetrano has been involved in the equine industry for the better part of 30 years. Throughout that time, Commissioner Vetrano has participated in every aspect of the sport including owning, breeding and racing standardbred horses. Commissioner Vetrano presently resides on a small farm in Hampton Township, Sussex County, where he owns and operates a bovine breeding farm. Commissioner Vetrano’s service on the Commission stems from a desire to promote the horse racing industry in New Jersey and to create a first class racing product that all New Jersey residents can enjoy while creating a level playing field for all who participate.

Commissioner Vetrano is a retired Battalion Chief of the Paterson Fire Department and has enjoyed a long career in public service, which includes serving as a Freeholder of Sussex County, being selected President of the Boys and Girls Club of Paterson and Passaic, President of the Paterson Firefighters’ Association, Board Member of the Sussex County Community College Board of Trustees and the Highlands Water Protection and Planning Council, Director of the Sussex County Farm and Horse Show, Chairman of the John Cocula Memorial Scholarship Foundation and serving as a charter member of Sparta UNICO, amongst other titles and positions of public service.

Further, Commissioner Vetrano has been bestowed several awards of note, including being named Man of the Year for the Red Cross of Sussex County, Man of the Year of the Boys and Girls Club of Paterson and Passaic, Grand Marshal of the Sussex County St. Patrick’s Day Parade and Volunteer of the Year of the Sussex County Chamber of Commerce, amongst other accolades.

**Judith A. Nason**  
**Executive Director**

Appointed July 18, 2018 - Present

On May 15, 2019, the New Jersey Racing Commission appointed Judith A. Nason to serve as Executive Director. Ms. Nason served as Acting Director of the Commission since July 18, 2018. Ms. Nason served as Deputy Director of the Commission since November 2014 and, prior to that,

as a Deputy Attorney General beginning in January 1993. As a Deputy Attorney General, Ms. Nason represented and provided legal advice to the Commission for 13 years.

Ms. Nason received a J.D. with Honors from Rutgers Law School-Newark in 1988. Thereafter, she clerked for Chief Justice Robert N. Wilentz of the New Jersey Supreme Court. Ms. Nason was then employed as an associate attorney in New York City with Kaye, Scholer, Fierman, Hays and Handler, specializing in corporate finance, and as a litigation associate in Newark, New Jersey with LeBoeuf, Lamb, Leiby and MacRae where she worked with the Honorable Frederick B. Lacey. Thereafter, Ms. Nason left private practice for a career in public service.

## **Overview**

### **Composition of Commission Staff**

In calendar year 2021, there were 2,751 races conducted in New Jersey and the total handle wagered in New Jersey amounted to \$635,085,727. Horse racing is conducted at three racetracks in the State and wagers can be placed on horse races at the racetracks, the five operating off-track wagering facilities and the casino simulcast facility at the Borgata, as well as over the internet or by telephone. The New Jersey Racing Commission regulates horse racing and the wagers placed on the sport.

The Commission, which is a bi-partisan body created by statute, consists of a maximum of nine members. Commissioners are appointed by the Governor, by and with the advice and consent of the Senate, for a term of six years. One such member shall be designated by the Governor to serve as chairman.

Through its regulatory purpose, the Commission is tasked with maintaining the integrity of New Jersey's horse racing industry and acting to protect the health and safety of the racing participants. These aims are achieved through the promulgation and enforcement of regulations. The Commission, which is also charged with oversight of the wagering upon horse races in the State, employs staff members to oversee the calculation and distribution of wagering handles in order to ensure that such wagering is conducted fairly and without incident. Additional functions of the Commission include the issuance of permits and licenses allowing persons or entities to conduct horse racing-related activities.

The Commission has a full-time staff of dedicated employees charged with conducting its daily functions. The full-time staff includes investigators, race officials, financial analysts, veterinarians, executive staff and support personnel. In addition to the full-time employees, the Commission maintains a pool of per-diem employees to supplement staff as needed. Many of the part-time and seasonal employees only work on days when racing is conducted. The staff is led by Executive Director Judith A. Nason who has served in that role since her appointment on July 18, 2018.

### **New Jersey Racetracks**

New Jersey currently has three racetracks in operation and each has its own unique features and history. Monmouth Park is the only exclusive thoroughbred racetrack in the State and hosts the Haskell Invitational, an annual Grade 1 Stakes Race. The Meadowlands conducts both standardbred and thoroughbred racing at its state-of-the-art facility, opened in 2013. The Meadowlands has hosted the Hambletonian Stake, one of the most prestigious harness races in the world, every year since 1981. Freehold Raceway is the oldest and longest continuously operating racetrack in the United States, having been officially opened for operation in 1854, although races were conducted on the site starting in the mid-1830s.



## **Other Regulated Facilities**

Legislation enacted in 2002 allows for the operation of up to fifteen off-track wagering facilities, which provide members of the wagering public additional locations to place bets and watch simulcast races. As of December 31, 2021, there are five off-track wagering facilities open for business in the State. They are located in Toms River, Woodbridge, Bayonne, Gloucester Township and Egg Harbor Township. The off-track wagering facility located in Hillsborough temporarily closed as of March 16, 2020. In addition to the off-track wagering facilities, patrons are able to place bets on simulcast races at the casino simulcast facility located at the Borgata Hotel Casino and Spa, as well as on the internet and over the telephone by utilizing New Jersey's account wagering system.

## **Commissioners**

During calendar year 2021, the following persons served on the Commission: Dr. Michael Arnone, Pamela Clyne, Lawrence F. DeMarzo, Francis X. Keegan, Jr., Charles E. Tomaro and Glen Vetrano. Commissioners Tomaro and DeMarzo were recently appointed to the Commission in June and July 2021, respectively. On April 17, 2014, Commissioner Pamela Clyne was designated Chairman and has served in that capacity since that time. At year's end, there are six sitting Commissioners and three vacancies awaiting appointment.

## **2021 Budget**

The Total Operating Budget for fiscal year 2021 was \$7,014,737. This represented a decrease of \$21,702, or (.31%), from the total operating budget of fiscal year 2020 which was \$7,036,439.

For budgetary purposes, operational activities are broken down into four functional areas. The 2021 Fiscal Year Budget for each area is as follows (with the 2020 budget numbers in parenthesis):

Administrative/Regulatory:		\$1,762,705	(\$2,050,358)
Racing Operations:		\$4,413,679	(\$4,154,556)
Licensing:	\$ 761,324		(\$906,885)
Veterinarians:	\$1,153,295		(\$1,101,002)
Chemical Testing:	\$1,543,344		(\$1,214,333)
Officials:	\$ 955,716		(\$932,336)
Pari-Mutuels:		\$205,846	(\$188,884)
Investigations:		\$632,507	(\$642,641)
Total Operating Budget:		\$7,014,737	(\$7,036,439)

## **Racing Operations**

Oversight of the races conducted in the State and of the racing participants is the responsibility of the racing operations staff members. This group includes executive staff, racing officials, licensing personnel, veterinary staff and administrative staff.

### **Thoroughbred Racing Officials**

The persons who officiate thoroughbred races are known as racing stewards. The Commission employs a Chief State Steward of thoroughbred racing and several associate stewards to officiate the thoroughbred races at Monmouth Park and the Meadowlands. It is the responsibility of these stewards to watch every race from start to finish and ensure that all races are conducted according to the Commission's rules. However, the duties of the stewards extend well beyond the actual running of the races.

A few days prior to a race day, Commission stewards are responsible for verifying entries into each race. On the morning of a race day, prior to any races being run, the stewards are in regular contact with trainers, owners and veterinarians to determine if any horses need to be scratched from that day's races. During each race, three stewards are present in the officiating booth at all times. Two stewards watch the race with binoculars while another studies the live video feeds. These three stewards work in concert to determine if a foul occurs during the race and, if a foul occurs, to determine the appropriate action to be taken.

The Commission has jurisdiction over all licensees and licensed tracks, farms and training facilities, as well as any location in the State where a racehorse is located. The stewards issue penalties and make judgments on all matters involving violations of the Commission's rules. When a violation of a Commission rule occurs, three stewards are empaneled to conduct a hearing at which the violator is present and has an opportunity to explain his or her side of the incident. At the conclusion of the hearing, the panel of stewards determines if a penalty is warranted.

### **Standardbred Racing Officials**

The persons who officiate standardbred races are known as judges. The Commission employs a State Steward of standardbred racing, as well as two presiding judges and several associate judges to officiate standardbred races at Freehold Raceway and the Meadowlands. The job responsibilities of standardbred judges are similar to those of thoroughbred stewards, although there are some minor differences between the two industries. Judges verify the entries into each race and also pick the starting draw. Similar to the thoroughbred stewards, standardbred judges are in contact with the trainers, owners and veterinarians pre-race to determine if any horse must be scratched. Further, there are three judges in the officials' booth during each standardbred race who work together to view the race to ensure that no violations occur during a race and, should a violation occur, confer amongst themselves as to the circumstances involving the violation and the appropriate action to be taken.

Judges are responsible for levying penalties upon licensees and other persons for violations of the Commission's rules. When a violation of one or more of the Commission's rules occurs, three judges are empaneled to conduct a hearing at which the violator is present and has an opportunity to explain his or her side of the incident. At the conclusion of the hearing, the panel of judges determines if a penalty is warranted.

### **Licensing Personnel**

Every person involved in thoroughbred or standardbred racing in New Jersey must be licensed by the Commission. This includes, but is not limited to, owners, trainers, jockeys, drivers, veterinarians, exercise riders and grooms. Further, all vendors, farms, stables and other entities involved in thoroughbred or standardbred racing in New Jersey, including racetrack employees, must be licensed as well.

The responsibilities of granting licenses, overseeing the licensing process and ensuring that all persons required to be licensed have been issued a license, are the responsibilities of the Commission's licensing staff. Licensing staff are present at each of the three racetracks during racing meets and are present year-round at the central office in Trenton.

In order to obtain a license, each prospective licensee must fill out an application, have his or her photo taken by a member of the Commission's licensing staff and be fingerprinted for a criminal background check. The application is then reviewed by staff and photo identification is given to the licensee. Each licensee is required to have photo identification on his or her person while on the grounds of a racetrack, farm or other area under the jurisdiction of the Commission.

Certain licenses require approval of the State Steward, while others require the taking and passing of a written examination. It is the responsibility of the licensing staff to keep track of this process and maintain such records.

In the year 2021, 9,369 licenses were issued by the Commission. A breakdown of each individual license granted for both thoroughbred and standardbred racing is attached to this report. When submitting an application for a racing license, each applicant is required to submit a licensing fee, the amount of which is different for each respective class of license. In 2021, the total revenue, in the form of licensing fees, generated through the licensing process was \$419,910, representing a 19.53% increase from the 2020 licensing revenue of \$351,295.

### **Veterinary Staff**

The Commission employs veterinarians who operate under the supervision of the Chief State Veterinarian. It is the responsibility of the Commission's veterinarians to safeguard the health of racehorses in the State and to minimize the risk of any injury or harm that may befall human and equine race participants.

On race day, the Commission's veterinarians perform a pre-race examination of every horse that is entered to race. During this general exam, the veterinarians check each horse to

determine if there are any indications of illness or lameness. To conduct the exam, a veterinarian will enter the stall and check the horse's physical condition and will also watch the horse jog to make certain there is no evidence of lameness or unsoundness in the horse's gait. Should any horse present illness or lameness, the veterinarian has the discretion to contact the stewards or judges and recommend that the horse be scratched from racing that day. Should the horse be scratched, the horse is placed on a list maintained by the veterinary staff and cannot race until that horse undergoes a thorough evaluation by a Commission veterinarian and is determined to be free of illness or injury.

During each race, Commission veterinarians are positioned in the paddock area and along the racetrack in order to observe the horses as they run. Should an accident or injury occur, the veterinarians are immediately on hand to treat the horse and have the authority to order the horse removed by equine ambulance or euthanized, if necessary. In addition to observation of the races themselves, Commission veterinarians are responsible for taking post-race blood samples from selected horses which are then tested for the presence of any drugs or substances foreign to the natural horse. When not observing races, it is the responsibility of the veterinarians to maintain a presence in the stabling and paddock areas. The Commission has a veterinary office at each racetrack in the State.

The veterinarians are responsible for keeping apprised of any equine health issues that may be occurring in New Jersey and neighboring jurisdictions and report any issues to the executive staff as well as to the racing stewards and judges. The veterinarians also research national trends and standards in equine veterinary practice so that they may be informed of the treatments being used in the private sector.

## **Testing Procedures**

As mentioned previously, Commission veterinarians are responsible for collecting post-race samples for testing. Further, the veterinarians also collect samples prior to the date of the race for testing. The collection of these samples for out-of-competition testing will be tested to ascertain the presence of Erythropoietin, Epopgen and other blood doping agents.

In addition to the Commission veterinarians, the Commission employs several part-time animal health inspectors who work at the racetracks. After each race, some or all of the horses that competed in the race are sent to the detention barn to undergo post-race testing. The veterinarians and animal health inspectors procure blood and urine samples, respectively. The veterinarian or animal health inspector label and seal the samples they have procured and place the samples into locked storage. The samples are then shipped to a laboratory, which is under contract with the Commission, to be tested for the presence of drugs and substances foreign to the natural horse. Up to and including March 2021, Truesdail Laboratories in Irvine, California served as the testing laboratory. Industrial Laboratories in Wheat Ridge, Colorado served as the testing laboratory for the remainder of 2021.

In addition to equine testing, persons who may influence the outcome of a race may be tested for the presence of alcohol or drugs. This includes, but is not limited to, jockeys, trainers, drivers, grooms and the Commission's own stewards and judges.

In calendar year 2021, the Commission tested 15,651 equine samples and 74 human samples. Due to the abundance of standardbred racing in New Jersey, the majority of equine samples, or 12,996 samples, were taken from standardbred horses, while 2,655 samples were taken from thoroughbred horses. In total, there have been 68 equine positives from standardbred horses and thoroughbred horses combined. There were also 0 human positives. A complete breakdown of the total testing numbers and the specific drugs found is attached to this report.

## **Pari-Mutuel Wagering**

The Commission is tasked with ensuring the integrity of the sport and the wagers made thereupon. Every wager placed in New Jersey is recorded and checked for accuracy and compliance with the Commission's rules. Commission staff oversees the calculation of financial information from these wagers to ensure proper distribution of funds. Staff also regulates all operational aspects of pari-mutuel wagering and account wagering to best ensure the integrity of the wagering aspects of the sport. Under the direction of the Supervisor of Mutuels, Commission staff oversee the operation of the totalisator, a device that computes the incoming wagers on a particular race in real time, calculates the odds on each race and transmits those odds to the racetracks. This sophisticated computer system is housed at the Quantum Data Center East in Mt. Laurel, New Jersey ("Data Center"). The Commission's Supervisor of Mutuels and staff are located at the Data Center in order to maintain a constant presence and to ensure that all of the systems are being operated according to the Commission's rules. In 2021 Sportech Racing, LLC was the entity licensed to operate the Data Center. Sportech Racing, LLC was then purchased by Betmakers US, LLC. At its June 16, 2021 public meeting, the Commission approved the continued licensure of Sportech Racing, LLC and granted a license to Betmakers US, LLC for the remainder of 2021. Betmakers US, LLC was renamed Global Tote US, LLC ("Global") on October 1, 2021.

The accounting staff is also responsible for calculating the breakdown of bets from each of the many wagering locations and modalities throughout the state and separating the shares of these wagers accordingly. Each type of wager has different statutory and regulatory requirements that determine which parties receive percentages of the total wagering handle. In very broad terms, wagers can be made on two types of races: live races and simulcast races. A wager on a live race must necessarily take place at the racetrack where the race is being held. All bets made on races occurring at racetracks other than where the bettor is located are considered simulcast wagers and are governed by the Simulcasting Racing Act, N.J.S.A. 5:5-110 et seq. All wagers made at an off-track wagering facility, or by the account wagering system, are governed by the Off-Track and Account Wagering Act, N.J.S.A. 5:5-127 et seq. Revenue is collected from the total handle amounts based upon a statutory scheme created for such purpose.

### **Live Wagering**

Live pari-mutuel wagering can occur at any of the three racetracks on days when races are held. Live bets are taken at teller windows and self-service machines at the tracks and are most commonly redeemed at the tracks as well. Each of the three racetracks employ security personnel

to safeguard all areas where money is being transacted or stored. As mentioned earlier, the Commission has staff members present at every racetrack during racing hours.

### **Simulcast Wagering**

Simulcast wagering can occur at any of the three racetracks, six off-track wagering facilities or the Borgata Hotel Casino and Spa. Simulcast wagering can also occur by the internet or telephone by utilizing the account wagering systems. Simulcasting conducted at the three racetracks is identified as either interstate or intrastate simulcasting, depending on the location of the race being wagered upon.

### **Pari-Mutuel Handles**

The Commission oversees the pari-mutuel system and maintains accounting records of every dollar wagered on horse racing in the State. A full statistical analysis of the wagers made at each racetrack, off-track wagering facility and casino simulcast facility, as well as each wager made using the account wagering system, are attached to this report.

In 2021, the total live wagering handle was \$27,217,612. This represents a 77.71% increase from the total live wagering handle in 2020, which was \$15,315,508. Monmouth Park's total live handle in 2021 was \$14,216,978 representing an 87.93% increase from Monmouth Park's 2020 live wagering handle of \$7,564,907. Thoroughbred racing at the Meadowlands' total live handle in 2021 was \$381,008 representing a 287.37% increase from thoroughbred racing at the Meadowlands' 2020 live wagering handle of \$98,358. Harness racing at the Meadowlands' 2021 live wagering handle was \$9,379,606 representing a 74.21% increase from the Meadowlands' 2020 live wagering handle of \$5,383,955. In 2020, the thoroughbred meet at the Meadowlands was actually conducted at Monmouth Park under the banner of "Meadowlands at Monmouth Park." Freehold Raceway's 2021 fall meet live wagering handle was \$1,377,526, representing a 1.67% increase from Freehold's 2020 fall meet live wagering handle of \$1,354,869. Freehold Raceway's 2021 spring meet live wagering handle was \$1,862,494, representing a 103.9% increase from Freehold's 2020 spring meet live wagering handle of \$913,420. The Far Hills Special Steeplechase Meet on October 16, 2021 had a live wagering handle of \$0 because all wagering was conducted through a mobile application. The 2020 Far Hills Special Steeplechase Meet was cancelled due to the COVID-19 public health emergency.

In 2021, the total intrastate simulcasting handle was \$8,128,071, representing a 7.26% increase from the 2020 intrastate wagering handle of \$7,578,030. In 2021, the total interstate simulcasting handle was \$171,296,356, representing a 47.67% increase from the 2020 interstate wagering handle of \$115,999,754.

In 2021, the total off-track and account wagering handle was \$390,915,918, representing a 1.03% increase over the 2020 total off-track and account wagering handle of \$386,949,337. Account wagering accounts for \$279,785,936 of this 2021 handle, a decrease of 10.04% from the 2020 account wagering handle of \$311,021,910. Off-track wagering accounts for \$111,129,982 of the 2021 handle, an increase of 46.36% from the 2020 off-track wagering handle of

\$75,927,427. In 2021, Woodbridge was the off-track wagering facility that generated the largest handle, while Egg Harbor Township was the facility that generated the lowest handle. As previously stated, the Hillsborough facility is temporarily closed.

In 2021, the casino simulcasting handle was \$19,699,775, representing a 48.67% increase from the 2020 casino simulcasting handle of \$13,250,832.

## **Regulatory Affairs**

Horse racing in New Jersey is a highly regulated activity. The Commission directly regulates the industry through the promulgation and enforcement of rules.

It is the responsibility of the executive staff to monitor and determine how best to regulate each area of the industry. Executive staff meets with the Presiding Steward, Presiding Judges, the Chief Veterinarian and the Chief Investigator to better understand what rules may need to be amended, created or repealed based on the current needs and trends of the industry. The executive staff is responsible for keeping abreast of the current rulemaking trends in other racing jurisdictions throughout North America in order to help New Jersey remain a leader in the international racing community.

Other than Commission-initiated rule changes, the executive staff also receives petitions for rulemaking from members of the industry or from members of the public. When such a petition for rulemaking is received it is the responsibility of the executive staff to research the request and determine whether the suggested rule should be considered. Additionally, the Legislature may adopt statutes requiring the Commission to promulgate rules.

The rule promulgation process can be lengthy and requires several levels of oversight, publication and approval. Upon a determination that a rule change should occur, executive staff drafts a proposal of the particular new rule(s), repeal(s) or rule amendment(s), a summary of the proposal and statements explaining the impact of the proposal upon several key areas of State governance. After receiving approval from the Department of Law and Public Safety and the Governor's Office, the rule proposal is brought before the Commission at a public meeting. The Commissioners then determine whether to publish the proposal in the New Jersey Register. Once a proposal is published in the New Jersey Register, there is a 30 or 60 day public comment period. After the public comment period expires, the executive staff takes the necessary steps to adopt the rule, which requires additional approvals from the Department, Governor's Office and Commission.

In 2021, the Commission adopted several rules by publication in the New Jersey Register.

N.J.A.C. 13:70-2.1 and 14.16, and N.J.A.C. 13:71-4.1 and 20.24, which became effective on September 7, 2021, require additional information upon the death of a racehorse resulting from a racing or training incident. The rules require the administration of a necropsy upon the remains



of any horse that dies while racing or training on the racetrack and also require the submission of the deceased horse's veterinary records for the 30 days preceding the horse's death.

N.J.A.C. 13:71-20.25 which became effective on September 7, 2021, creates a standardized distance between racetrack pylons and a penalty structure for those drivers that go out of bounds by crossing the inner demarcation of the pylons.

## **Investigative Staff**

The Commission employs a staff of investigators to monitor the activities at the racetracks, off-track wagering facilities, the casino simulcast facility, farms, training facilities and the Data Center.

Commission investigators are responsible for maintaining a presence at all areas over which the Commission has jurisdiction. Investigators regularly appear at licensed farms and training facilities to ensure that the licensees present are complying with the Commission's rules. Further, the Commission investigates incidents involving racehorses. Investigators are responsible for producing reports of any incident or rule violation discovered in the course of his or her duties. The investigative staff has the authority to access any area subject to the Commission's jurisdiction.

## **Violations**

In 2021, there were 297 documented violations of the Commission's rules. For a full listing of the violations, please visit <https://www.njoag.gov/about/divisions-and-offices/nj-racing-commission-home/njrc-official-rulings> and enter the appropriate date range. When found in violation of the Commission's rules, the violators have the right to appeal. When an appeal is made, the Commission transmits the matter to the Office of Administrative Law ("OAL") for a hearing. The Commission currently has a number of matters pending before the OAL.

## **Sports Wagering**

Following the favorable resolution in Philip D. Murphy, Governor of New Jersey, et al. v. NCAA, et al., 138 S. Ct. 1461 (2018), the Legislature authorized the licensure of sports wagering facilities in the State. The Commission is the body responsible for issuing the initial sports wagering license to the existing racetracks and former racetracks as defined by the statute. As of December 31, 2021, the permit holders at all three racetracks operate a sports wagering facility on racetrack grounds.

## **New Jersey Horse Racing Injury Compensation Board**

The New Jersey Horse Racing Injury Compensation Board (“Board”) is in, but not of, the Department of Law and Public Safety. The Board has no staff of its own and Commission staff is responsible for maintenance of the Board’s files and promulgation of the Board’s rules. Additionally, the Executive Director of the Commission currently serves as the Commission’s representative on the Board.

### **Regulated Entities**

The entities whose actions are regulated by the Commission include, but are not limited to, the permit holders that operate the racetracks and conduct race meetings, the off-track wagering licensees that operate the off-wagering facilities, the licensees that operate the New Jersey account wagering systems and the casino simulcast licensee that operates the casino simulcast facility at the Borgata Hotel Casino and Spa.

### **Permit Holders**

The Commission is responsible for granting permits to allow persons or entities to conduct thoroughbred and standardbred racing in the State of New Jersey. Pursuant to N.J.S.A. 5:5-44, each permit must be renewed annually. Each entity that held a permit to conduct race meetings in 2021 submitted an application for a renewal of their respective permits for 2022. The New Jersey Thoroughbred Horsemen’s Association (“NJTHA”) submitted three applications to conduct race meetings. These included one application each for thoroughbred race meetings to be conducted at Monmouth Park and the Meadowlands. The third application requested a special permit for conducting a one-day steeplechase meeting in Far Hills, NJ. FR Park Racing, LP submitted two applications to conduct harness race meetings, both of which will take place at Freehold Raceway. New Meadowlands Racetrack, LLC submitted one application to conduct a harness race meeting at the Meadowlands. The Commission granted the renewal of the requested permits at its November 17, 2021 public meeting except for the one-day steeplechase meeting. The Commission had to table action on this permit because the statutory notice period required in N.J.S.A. 5:5-38.2 had not yet concluded. The Commission ultimately granted the renewal of the special permit for the one-day steeplechase meeting at its January 26, 2022 public meeting.

### **Off-Track Wagering Licensees**

As of December 31, 2021, there are five operating off-track wagering facilities in New Jersey and it is the Commission’s responsibility to license these facilities and the operators thereof. The operators of each of the off-track wagering facilities applied for a renewal of their respective licenses for 2022. Although it is temporarily closed, the operator of the Hillsborough facility also applied for a renewal of its license for 2022. At its November 17, 2021 public meeting the Commission voted to grant each of these licensees a renewal of their respective off-track wagering licenses.

## **Casino Simulcasting**

The only casino licensed to conduct simulcasting of horse races is the Borgata Hotel Casino and Spa. The Commission renewed this license for 2022 at its November 17, 2021 public meeting and continues to jointly regulate wagering at the facility with the Division of Gaming Enforcement.

## **Account Wagering**

The account wagering license is held by the New Jersey Sports and Exposition Authority. Darby Development, LLC manages the account wagering system and TVG provides the platform services necessary for operation. All three entities had their licenses renewed for 2022 at the Commission's November 17, 2021 public meeting.

## **Exchange Wagering**

On September 30, 2020, the New Jersey exchange wagering system closed due to the withdrawal of Betfair US, LLC as the exchange services agent. The exchange wagering license was held by the New Jersey Sports and Exposition Authority. Darby Development, LLC managed the exchange wagering system and Betfair US, LLC was the exchange services agent. No exchange wagering licenses were sought or issued in 2021.

## **Totalisator**

The totalisator for New Jersey horse racing wagers is operated by Global, and is housed at Global's Quantum Data Center East, located in Mt. Laurel, New Jersey. Global had its license renewed for 2022 at the Commission's November 17, 2021 meeting.

## **Race Dates**

The Commission is empowered to allocate race dates for the ensuing year to each of the permit holders. When allocating race dates, the Commission is directed by statute to consider the public interest, which consists of factors such as the protection of State revenues, providing for the continuity of racing and year-round racing to promote the racing industry and the employment the industry provides in the State, the recreational opportunity the presence of live horse racing provides members of the public in the areas where racetracks are located and the maintenance of the State's competitive position in relation to neighboring racing jurisdictions.

The Commission must also consider N.J.S.A. 5:5-156(a), which requires that the thoroughbred permit holder at the Meadowlands and the permit holder at Monmouth Park shall, in the aggregate, schedule not fewer than 141 thoroughbred race dates in a calendar year. The statute also requires that the standardbred permit holder at the Meadowlands shall schedule no fewer than

151 standardbred race dates at the Meadowlands and that the permit holders at Freehold Raceway schedule no fewer than 192 standardbred race dates.

The statute provides the ability for each permit holder to schedule fewer dates if each permit holder is able to obtain written consent to do so from the relevant industry's horse men's association. N.J.S.A. 5:5-156(a) allows the permit holder at Monmouth Park and the thoroughbred permit holder at the Meadowlands to schedule a minimum of 50 thoroughbred race dates in the aggregate if the permit holder receives written consent from the NJTHA. N.J.S.A. 5:5-156(b) allows the permit holder at the Meadowlands to schedule a minimum of 75 standardbred race dates if the permit holder receives written consent from the Standardbred Breeders and Owners Association of New Jersey ("SBOA"). Likewise, N.J.S.A. 5:5-156(c) allows the permit holders at Freehold Raceway to schedule a minimum of 75 standardbred race dates, in the aggregate, at Freehold Raceway if the permit holders receive written consent from the SBOA.

### **Thoroughbred Horsemen's Association**

The NJTHA conducted a total of 55 days of racing at Monmouth Park between May 28 and September 26, 2021. The race dates included every Friday, Saturday and Sunday during this timeframe. Monmouth Park also offered live racing on Monday, May 31 and Monday, September 6. The NJTHA originally anticipated 53 days of live racing at Monmouth Park. Live racing was cancelled on August 22 due to inclement weather. On July 21, 2021, the Commission approved the NJTHA's request to revise its racing schedule at Monmouth Park. The racetrack added live racing dates on September 10, 17 and 24.

The NJTHA originally scheduled 9 days of thoroughbred racing at the Meadowlands in 2021, but actually conducted a total of 6 days of thoroughbred racing. On September 22, 2021, the Commission approved the NJTHA's request to revise its racing schedule and cancel live racing on October 22 and 29, in order to permit the Meadowlands to host the Breeders' Crown. Racing occurred on October 1, 2, 8, 9, 15 and 23, 2021, with October 30 being cancelled due to adverse weather conditions. The NJTHA conducted a one-day special steeplechase meet at Moorland Farm in Far Hills, New Jersey on October 16, 2021.

### **New Meadowlands Racetrack, LLC**

New Meadowlands Racetrack, LLC conducted 92 days of standardbred racing at the Meadowlands between January 2 and December 31, 2021. New Meadowlands Racetrack, LLC had been allotted 90 racing days for the 2021 calendar year. During the time periods January 2 to August 7, and September 3 to December 31, New Meadowlands Racetrack, LLC conducted races on Fridays and Saturdays, as well as on Thursday, December 2 and Thursday, December 9, 2021. The Meadowlands did not conduct live racing on December 24 and 25 due to the Christmas holiday.

On July 21, 2021 the Commission approved the New Meadowlands Racetrack, LLC's request to add live racing on September 3 and cancel live racing on December 23. On September 22, 2021, the Commission approved the New Meadowlands Racetrack, LLC's request to revise its

remaining racing schedule. The racetrack canceled live racing on December 16 and 30. The racetrack added live racing dates on October 22, 23, 29 and 30.

### **FR Park Racing, LP**

FR Park Racing, LP, was allotted and conducted 82 days of racing over the course of two meets at Freehold Raceway in 2021. The first meet was scheduled between January 1 and May 29, 2021, and the second meet occurred between August 27 and December 18, 2021. The first meet consisted of 47 racing days, which were scheduled on Thursdays, Fridays and Saturdays from January 7 to 28, and on Fridays and Saturdays from February 5 to May 29. Live racing was cancelled on February 19 due to adverse weather conditions. The second meet consisted of 35 racing days, and was comprised of the Fridays and Saturdays during that timeframe. On September 22, 2021, the Commission approved Freehold Raceway's request to revise its remaining racing schedule. The racetrack added live racing on December 31, 2021.

### **Far Hills Special Steeplechase Meet**

Legal pari-mutuel wagering took place on the special steeplechase meet held at Moorland Farm in Far Hills, New Jersey on October 16, 2021. The meet was held pursuant to N.J.S.A. 5:5-38.2, which authorized the Commission to issue a special steeplechase permit to the NJTHA. The issuance of the special steeplechase permit authorized legal pari-mutuel wagering to be conducted onsite in Far Hills. The permit also authorized the simulcasting of the steeplechase races to racetracks and other sites within and outside of New Jersey where pari-mutuel wagering took place. The special steeplechase permit caused the race meet to fall within the regulatory authority of the Commission which licensed the race participants, conducted drug testing and provided officials, veterinarians, investigators and other staff.

### **2022 Race Dates**

At its November 17, 2021, January 26 and March 23, 2022 public meetings, the Commission allotted the following race dates to each permit holder for the year 2022.

The NJTHA was allotted 62 race dates at Monmouth Park, 9 race dates at the Meadowlands and 1 steeplechase race date at Moorland Farm. A calendar of the approved race dates is attached.

New Meadowlands Racetrack, LLC was allotted 90 race dates at the Meadowlands. A calendar of the approved race dates is attached.

FR Park Racing, LP plans to race two meets at Freehold Raceway and was allotted 47 race dates for the first meet and 38 race dates for the second meet. A calendar of the approved race dates is attached.

## **Horsemen's Consent**

In 2021, the NJTHA received written consent from the respective horsemen's association, which is the NJTHA, to run fewer than the minimum dates required by N.J.S.A. 5:5-156 in 2022.

In 2021, the SBOA granted written consent to both FR Park Racing, LP and New Meadowlands Racetrack, LLC to allow each permit holder to run fewer than the minimum dates required by N.J.S.A. 5:5-156 in 2022.

## **Contact Information**

### **Racetracks**

Each of the operating racetracks in New Jersey, along with their addresses and important contact information, is listed below.

#### **Freehold Raceway**

130 Park Avenue  
Freehold, NJ 07728  
(732) 462-3800  
[www.freeholdraceway.com](http://www.freeholdraceway.com)

Freehold Raceway is owned by Pennwood Racing, Inc. and operated by FR Park Racing, LP.

#### **The Meadowlands**

1 Racetrack Drive  
East Rutherford, NJ 07073  
(201) 843-2446  
[www.thebigm.com](http://www.thebigm.com)

The Meadowlands is operated by New Meadowlands Racetrack, LLC.

#### **Monmouth Park**

175 Oceanport Avenue  
Oceanport, NJ 07757  
(732) 222-5100  
[www.monmouthpark.com](http://www.monmouthpark.com)

Monmouth Park is operated by Darby Development, LLC.

## **Off-Track Wagering Facilities**

Each of the off-track wagering facilities in New Jersey, along with their addresses and important contact information, is listed below.

### **Favorites at Toms River**

1071 Highway 37 West  
Toms River, NJ 08755  
(732) 240-1210

Freehold Raceway Off-Track, LLC is the license holder for Favorites at Toms River.

### **Favorites at Woodbridge**

3 Lafayette Rd.  
Fords, NJ 08863  
(732) 512-5000

NJTHA is the license holder for Favorites at Woodbridge.

### **Winners Bayonne**

400 Route 440 North  
Bayonne, NJ 07002  
(201) 437-5780

New Meadowlands Racetrack, LLC is the license holder for Winners Bayonne.

### **Favorites at Gloucester Township**

1300 Blackwood-Clementon Rd.  
Clementon, NJ 08021  
(856) 441-4253

Freehold Raceway Off-Track, LLC is the license holder for Favorites at Gloucester Township.

### **Favorites at Hillsborough**

150 Route 206  
Hillsborough, NJ 08844  
(908) 722-1415

NJTHA is the license holder for Favorites at Hillsborough which temporarily closed on March 16, 2020 due to the public health emergency. The facility remained closed throughout 2021 due to renovations and is tentatively scheduled to reopen on July 1, 2022.

### **Favorites at Egg Harbor**

Chickie & Pete's  
6055 Black Horse Pike  
Egg Harbor Township, NJ 08234

(609) 804-6240

ACRA Turf Club, LLC is the license holder for Favorites at Egg Harbor Township.

### **Casino Simulcast Facility**

Below is the contact information of the Borgata Hotel Casino and Spa, which houses the State's only casino simulcast facility.

#### **Borgata Hotel Casino and Spa**

One Borgata Way  
Atlantic City, NJ 08401  
(866) 692-6742  
[www.theborgata.com](http://www.theborgata.com)

### **Horsemen's Associations**

Each of the active horsemen's associations in New Jersey, along with their addresses and important contact information, is listed below.

#### **New Jersey Thoroughbred Horsemen's Association, Inc.**

175 Oceanport Ave.  
Oceanport, NJ 07757  
(732) 222-8081  
(732) 229-4326 (fax)

John Forbes, President  
Michael Musto, Executive Director

#### **Thoroughbred Breeders' Association of New Jersey**

265 Highway 36, Suite 1R  
Long Branch, NJ 07764  
(732) 542-8880  
(732) 542-8881 (fax)

Mildred Fleming, President  
Michael Campbell, Executive Director

#### **Standardbred Breeders and Owners Association of New Jersey**

64 Business Route 33  
Manalapan, NJ 07726  
(732) 462-2357



(732) 409-0741 (fax)

Mark Ford, President  
Al Ochsner, Executive Administrator

### **Account Wagering**

#### **4NJBets**

175 Oceanport Ave.  
Oceanport, NJ 07757  
(888) 752-9884  
[www.4njbets.com](http://www.4njbets.com)

The New Jersey Sports and Exposition Authority is the license holder for the account wagering system. The account wagering system is managed by Darby Development, LLC.

# New Jersey Equine Drug Testing Program

## 2021 Standardbred

### Freehold Raceway:

Urine samples tested: 1,706

Blood samples tested: 1,944

### Meadowlands Racetrack:

Urine samples tested: 2,232

Blood samples tested: 2,602

### Positive tests: (51)

Altrenogest	(1)	Isoxuprene	(2)
Aminocaproic Acid	(18)	Methocarbamol	(1)
Betamethasone	(1)	Oxymorphone	(2)
Dexamethasone	(1)	Phenylbutazone	(3)
Flumethasone	(2)	Tadalafil	(1)
Flunixin	(9)	Tranexamic Acid	(2)
Furosemide	(1)	3-Hydroxylicocaine	(1)
Isoflupredone	(1)		
Oxymorphone/Oxycodone/Noroxycodone	(2)		
Oxymorphone/Pregabalin	(1)		
Omeprazol Sulfoxide	(1)		
7-Nor-7-Carboxycannabidiol	(1)		

Total Standardbred Samples Tested: 12,996 (blood/urine)  
(Includes Out of Competition and TCO2 Samples)

## 2021 Thoroughbred

### Monmouth Park/Meadowlands Racetrack:

Urine samples tested:	1,141
Blood samples tested:	1,320

### Positive tests: (17)

Aminocaproic Acid	(5)
Dexamethasone	(1)
Flunixin	(3)
Levamisole	(1)
Naproxen	(1)
Oxazepam/Ibuprophen	(1)
Phenylbutazone	(2)
3-Hydroxylicocaine	(1)
5-Hydroxydantrolene	(2)

Total Thoroughbred Samples Tested: 2,655 (blood/urine)  
(Includes Out of Competition and TCO2 Samples)

## **Out-of-Competition Testing for EPO**

Blood samples tested: 300  
(Freehold: 0 tests/Meadowlands: 226 tests)  
(Monmouth Park: 74 tests)  
Positive Tests: None reported  
(The total is included in the standardbred/thoroughbred samples reported)

### **Blood Gas TCO2**

Blood samples tested: 4,406  
Thoroughbred 120  
Standardbred 4,286  
Positive tests: None reported  
(This total is included in the standardbred/thoroughbred samples reported)

### **Total Results for 2021**

15,651 samples tested  
(Standardbred samples: 12,996)  
(Thoroughbred samples: 2,655)

68 Positives

---

### **Total Results for 2020**

11,981 samples tested  
(Standardbred samples: 9,830)  
(Thoroughbred samples: 2,151)

46 Positives

NEW JERSEY LIVE AND SIMULCASTING MEETS  
GROSS HANDLE SUMMARY  
2021

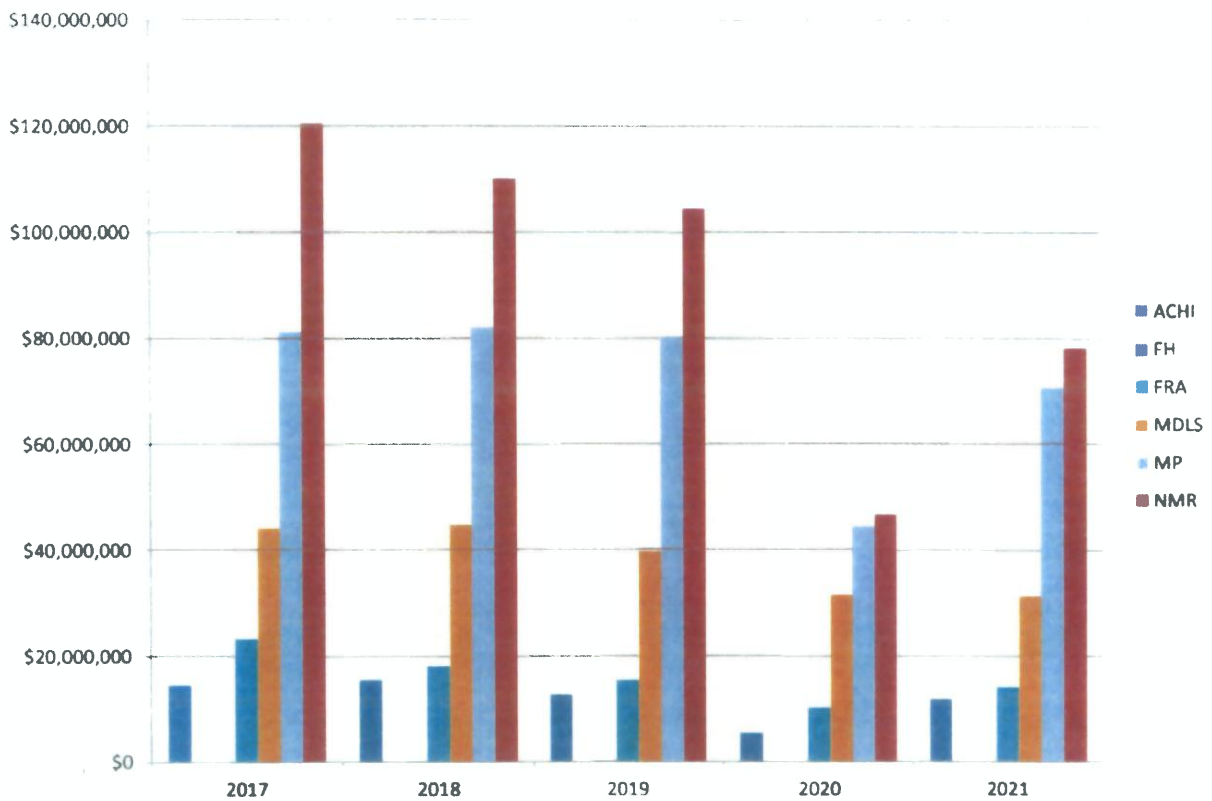
NJ TRACK	Actual Live Race		GROSS HANDLE	OUT-OF-STATE GENERATED	N J HANDLE	ON-TRACK LIVE	TO N J TRACKS	TO ACHI	TO FRA	TO NMR	TO MDLS	TO MP
	DAYS	RUN										
<u>THOROUGHBRED</u>												
FH	1	6	199,239	196,238	3,001	0	3,001		784		1,521	696
MDLS	7	36	7,137,216	6,671,510	465,706	381,008	84,698		19,888			64,810
MP	56	565	164,783,277	148,708,500	16,074,777	14,216,978	1,857,799	13,308	394,542	925,588	524,361	
SUB-TOTAL (T)	63	597	172,119,732	166,676,248	18,543,484	14,697,986	1,945,498	13,308	415,214	925,588	525,882	65,506
<u>STANDARD BRED</u>												
ACHI	47	544	20,464,987	17,826,329	2,528,658	1,862,494	766,164			492,202		273,962
FRA	35	394	12,738,303	10,846,066	1,892,238	1,377,526	514,712			21,034	331,387	162,291
NMR	92	1,216	258,476,349	244,195,046	14,281,303	9,379,606	4,901,697	609,735	565,293		2,906,338	820,331
SUB-TOTAL (S)	174	2,154	291,669,639	272,867,440	18,802,199	12,619,626	6,182,573	609,735	565,293	513,236	3,237,725	1,256,584
TOTAL LIVE	237	2,751	463,789,371	428,443,688	36,345,683	27,217,612	8,128,071	623,043	980,507	1,438,824	3,763,607	1,322,090
<u>OUT-OF-STATE SIGNAL RECEIVED</u>												
ACHI TOTAL			9,332,331		9,332,331							
FRA TOTAL			12,239,934		12,239,934							
MDLS TOTAL			31,008,070		31,008,070							
MP TOTAL			54,679,394		54,679,394							
NMR TOTAL			64,036,627		64,036,627							
TOTAL SIGNAL REC'D			171,296,356		171,296,356							
TOTAL	237	2,751	\$635,085,727	\$428,443,688	\$206,642,039	\$27,217,612	\$8,128,071	\$623,043	\$980,507	\$1,438,824	\$3,763,607	\$1,322,090

NEW JERSEY LIVE AND SIMULCASTING MEETS  
 COMMISSION DISTRIBUTION SUMMARY  
 2021

NJ TRACK	RACE DAYS	NJ-GROSS HANDLE	POSITIVE BREAKAGE	TRACK SETTLEMENT	PAYOUT	STATE SETTLE	TOTAL COMMISSION	TRACK SHARE	PURSE SHARE	CHARITY	SIRE STAKES (HARNESS)	BREED/DEVL P (HARNESS)	BREED-STALL (HARNESS)	T. B. A. (T-BRED)	BACKSTRETCH BENEVOLENCE	S B O A BENEFIT
<u>THOROUGHBRED LIVE</u>																
FH	1	3,001	16	426	2,475		611	437	163	0		2		8	0	
MDLS	7	466,706	2,699	9,443	360,854		92,790	66,066	24,662	1,630		233		1,264	0	
MP	66	14,074,777	97,224	986,276	11,910,211		3,061,068	2,201,694	819,664	13,800		8,037		36,538	1,331	
SUB-TOTAL (T)	63	16,843,484	99,838	996,162	12,273,580	0	3,174,429	2,267,188	844,490	16,330	0	8,272	0	37,801	1,332	0
<u>STANDARD BRED LIVE</u>																
ACHH	47	2,628,658	13,954	105,771	1,968,460		660,441	269,647	266,766	1,783	17,081	907	1,512		227	2,670
FRA	35	1,892,238	8,649	46,896	1,443,177		394,916	166,038	191,263	1,440	12,289	653	1,088		160	1,885
HMR	92	14,281,303	67,406	1,164,822	10,273,646		2,790,718	1,760,953	921,026	7,879	72,520	4,284	7,865		1,271	14,929
SUB-TOTAL (S)	174	18,802,199	90,410	1,205,888	13,676,174	0	3,736,013	2,206,538	1,379,044	11,101	101,890	5,844	10,454	0	1,658	19,484
TOTAL LIVE	237	36,345,683	190,249	2,302,050	26,948,763	0	6,910,442	4,473,726	2,223,534	26,432	101,890	14,116	10,454	37,801	2,990	19,484
<u>OOS THOROUGHBRED SIGNAL</u>																
MDLS		31,008,070	118,289	1,916,360	22,626,829		6,385,974	4,690,742	1,621,687			9,303		161,242	3,101	
MP		54,679,394	248,480	2,084,760	41,598,660		10,800,240	7,763,276	2,740,769			16,404		284,333	5,468	
SUB-TOTAL (T)		85,687,464	366,768	4,000,109	64,226,489	0	17,186,214	12,444,018	4,262,346	0	0	25,706	0	445,676	8,569	0
<u>OOS STANDARD BRED SIGNAL</u>																
ACHH		9,332,331	37,671	481,697	6,592,658		1,920,848	1,406,523	463,898		28,324	2,800	2,405		933	10,966
FRA		12,239,834	47,394	759,816	8,903,730		2,632,397	1,932,636	540,179		37,149	3,672	3,166		1,224	14,382
HMR		64,036,627	260,230	3,661,010	47,064,860		13,197,686	9,646,600	3,257,622		174,560	19,211	18,165		6,404	75,243
SUB-TOTAL (S)		85,608,892	345,195	4,792,623	62,660,948	0	17,650,930	12,964,658	4,267,699	0	240,023	26,682	23,716	0	8,641	100,591
TOTAL OUT-OF-STATE SIGNAL		171,296,356	711,943	8,792,632	127,086,438	0	34,837,144	25,428,676	8,530,046	0	240,023	51,389	23,716	446,676	17,131	100,591
TOTAL 2021 SIGNAL	237	\$206,642,039	\$902,191	\$11,094,683	\$163,035,190	\$0	\$41,747,586	\$29,902,402	\$10,763,679	\$26,432	\$341,913	\$66,606	\$34,169	\$483,376	\$20,120	\$120,076

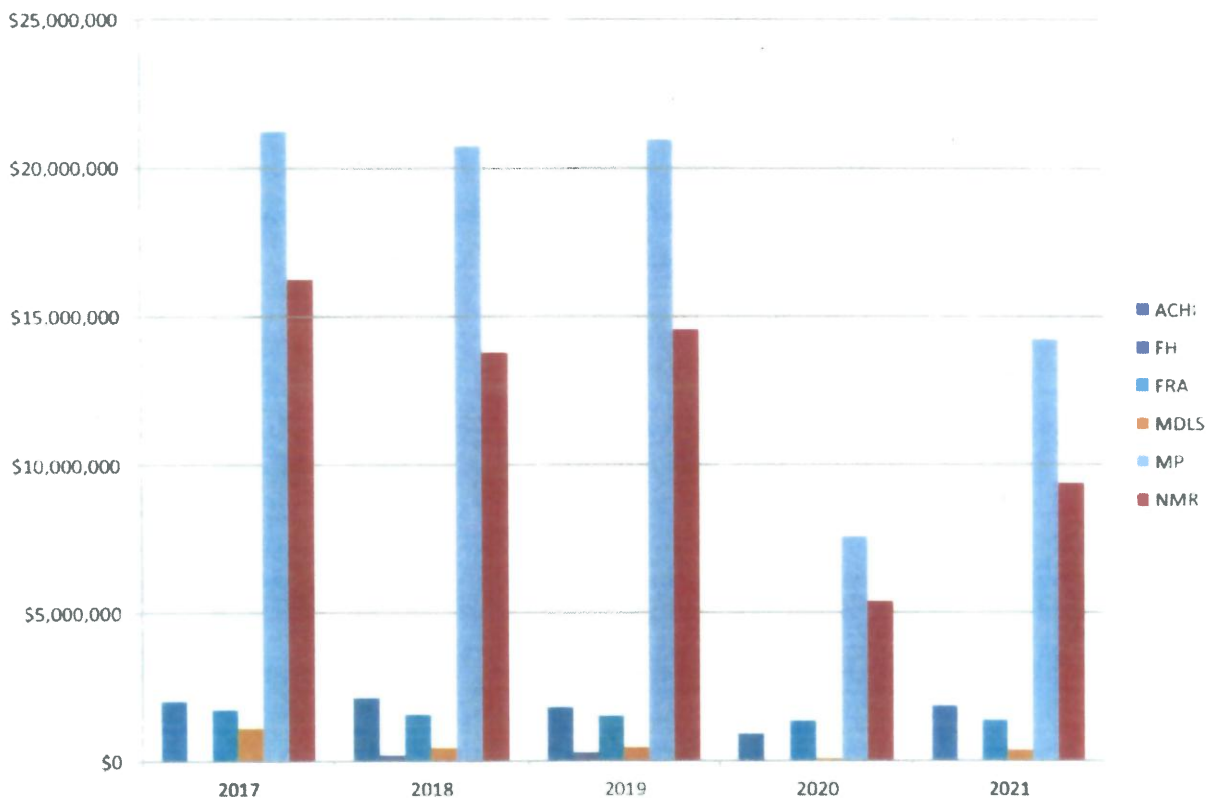
**NEW JERSEY TRACK GROSS HANDLE  
5-YEAR COMPARISON**

	2017	2018	2019	2020	2021
Atlantic City Harness Inc.	\$14,647,603	\$15,623,351	\$12,746,750	\$5,554,221	\$11,960,989
Far Hills		224,511	305,490		3,001
Freehold Raceway	23,393,063	18,249,918	15,575,943	10,319,630	14,132,172
Meadowlands	44,299,407	44,889,545	40,215,260	31,748,005	31,473,776
Monmouth Park	81,322,152	82,165,976	80,457,771	44,454,604	70,754,171
New Meadowlands	120,640,709	110,224,260	104,532,739	46,816,834	78,317,930
<b>Total</b>	<b>\$284,302,933</b>	<b>\$271,377,560</b>	<b>\$253,833,953</b>	<b>\$138,893,293</b>	<b>\$206,642,039</b>



**NEW JERSEY ON-TRACK LIVE HANDLE  
5-YEAR COMPARISON**

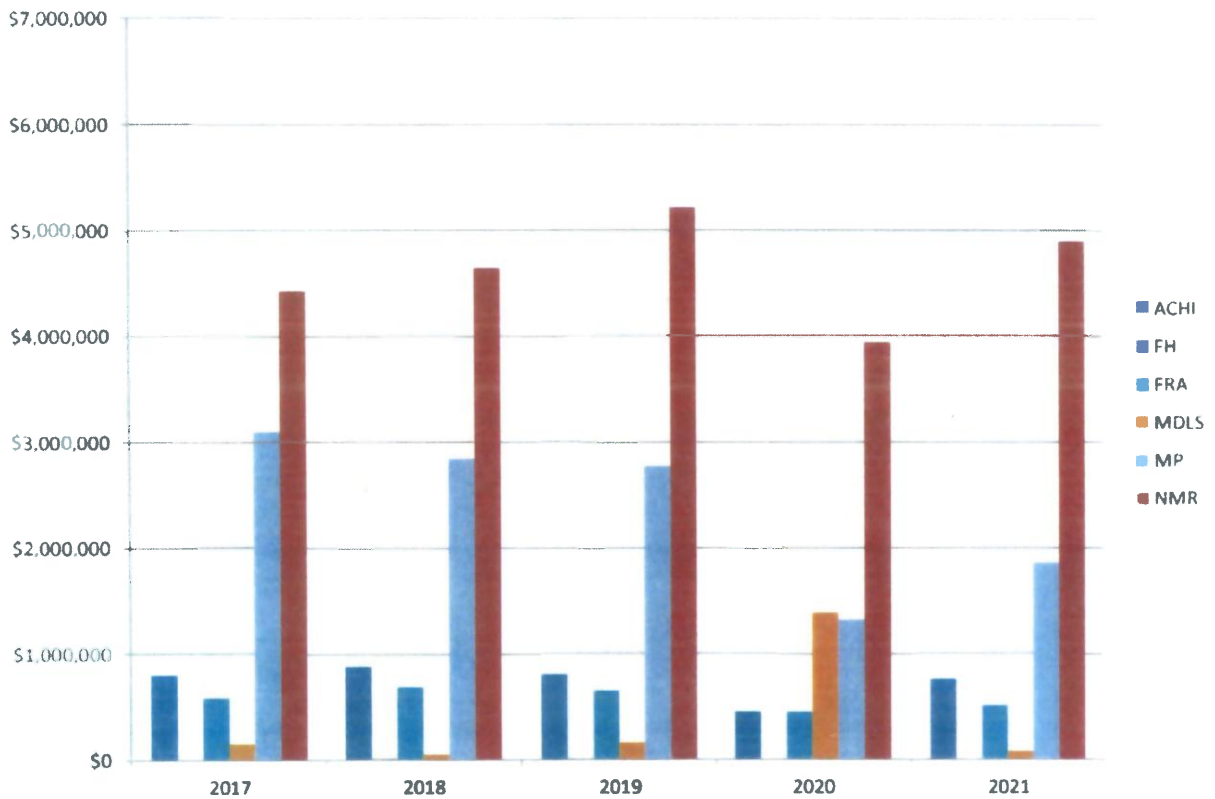
	2017	2018	2019	2020	2021
Atlantic City Harness Inc.	\$2,025,536	\$2,140,162	\$1,808,723	\$913,420	\$1,862,494
Far Hills		210,695	294,142		0
Freehold Raceway	1,739,866	1,582,178	1,518,892	1,354,869	1,377,526
Meadowlands	1,123,680	453,207	459,588	98,358	381,008
Monmouth Park	21,224,141	20,740,900	20,958,740	7,564,907	14,216,978
New Meadowlands	16,241,888	13,783,902	14,562,496	5,383,955	9,379,606
<b>Total</b>	<b>\$42,355,111</b>	<b>\$38,911,044</b>	<b>\$39,602,581</b>	<b>\$15,315,508</b>	<b>\$27,217,612</b>





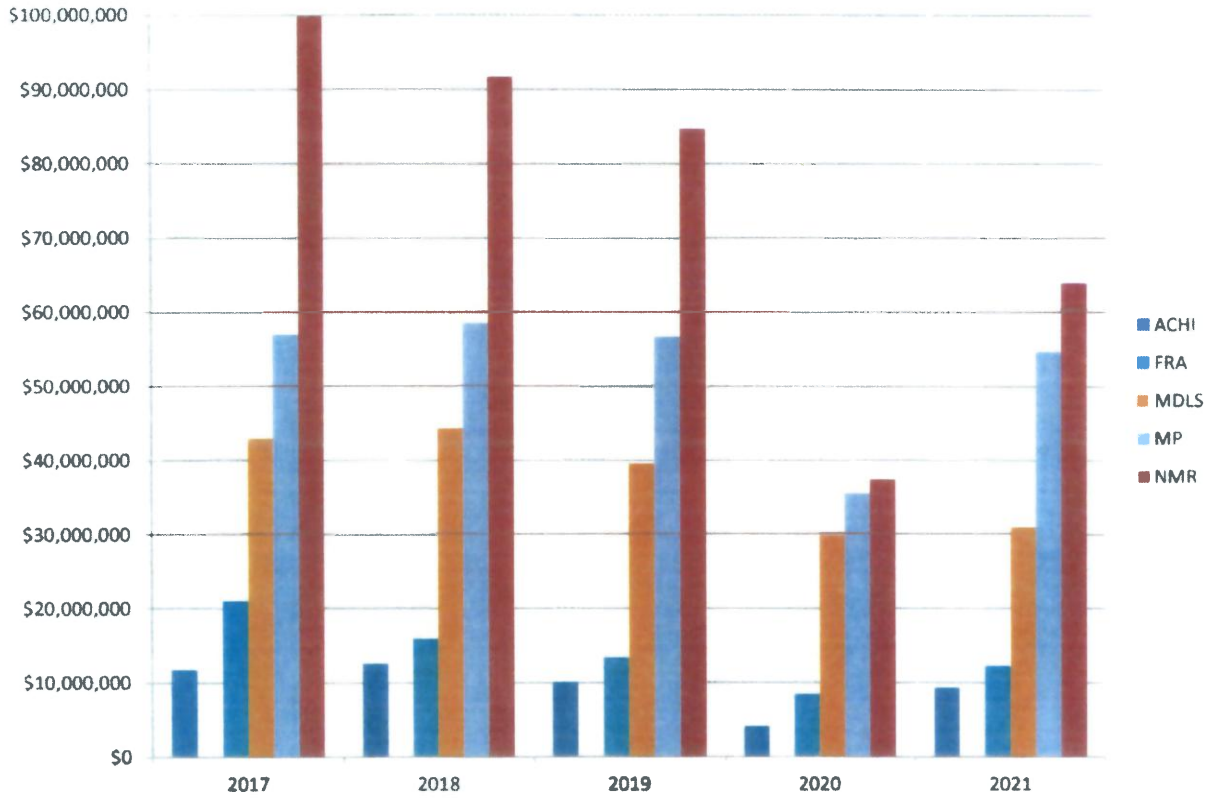
**NJ TRACK INTRASTATE SIMULCASTING HANDLE  
5-YEAR COMPARISON**

	2017	2018	2019	2020	2021
Atlantic City Harness Inc	\$811,710	\$887,228	\$816,380	\$458,855	\$766,164
Far Hills		13,815	11,348		3,001
Freehold Raceway	595,116	692,471	657,765	453,928	514,712
Meadowlands	160,643	59,658	167,825	1,395,337	84,698
Monmouth Park	3,098,482	2,846,006	2,773,573	1,323,519	1,857,799
New Meadowlands	4,429,541	4,647,688	5,222,196	3,946,391	4,901,697
<b>Total</b>	<b>\$9,095,493</b>	<b>\$9,146,867</b>	<b>\$9,649,087</b>	<b>\$7,578,030</b>	<b>\$8,128,071</b>



**NJ TRACK INTERSTATE SIMULCASTING HANDLE  
5-YEAR COMPARISON**

	2017	2018	2019	2020	2021
Atlantic City Harness Inc.	\$11,810,357	\$12,595,960	\$10,121,647	\$4,181,945	\$9,332,331
Freehold Raceway	21,058,081	15,975,269	13,399,286	8,510,833	12,239,934
Meadowlands	43,015,084	44,376,680	39,587,847	30,254,310	31,008,070
Monmouth Park	56,999,528	58,579,070	56,725,458	35,566,179	54,679,394
New Meadowlands	99,969,279	91,792,670	84,748,046	37,486,488	64,036,627
<b>Total</b>	<b>\$232,852,330</b>	<b>\$223,319,649</b>	<b>\$204,582,285</b>	<b>\$115,999,754</b>	<b>\$171,296,356</b>



**New Jersey Racing Commission  
2021 Charity Day Revenue**

Track/Date	Developmentally Disabled	Horse Park & Retired Horses	Backstretch Benevolence	Total
<b><u>Freehold Raceway</u></b>				
February 27, 2021		\$313.78		\$313.78
March 27, 2021	\$376.42			\$376.42
April 17, 2021	\$357.04			\$357.04
April 24, 2021	\$371.38			\$371.38
May 1, 2021			\$364.44	\$364.44
<b>FRA Total</b>	<b>\$1,104.84</b>	<b>\$313.78</b>	<b>\$364.44</b>	<b>\$1,783.06</b>
<b><u>Freehold Raceway</u></b>				
September 4, 2021	\$307.52			\$307.52
September 25, 2021	\$308.46			\$308.46
November 5, 2021		\$215.19		\$215.19
November 6, 2021			\$359.91	\$359.91
November 27, 2021	\$248.48			\$248.48
<b>FRA Total</b>	<b>\$864.46</b>	<b>\$215.19</b>	<b>\$359.91</b>	<b>\$1,439.56</b>
<b><u>New Meadowlands Racetrack</u></b>				
May 1, 2021		\$852.69		\$852.69
May 15, 2021	\$895.19			\$895.19
June 5, 2021	\$1,046.97			\$1,046.97
August 7, 2021	\$4,273.30			\$4,273.30
September 4, 2021			\$810.49	\$810.49
<b>NMR Total</b>	<b>\$6,215.46</b>	<b>\$852.69</b>	<b>\$810.49</b>	<b>\$7,878.64</b>
<b><u>Monmouth Park</u></b>				
May 29, 2021	\$1,362.65			\$1,362.65
June 5, 2021		\$1,912.59		\$1,912.59
July 4, 2021	\$1,755.19			\$1,755.19
July 17, 2021			\$6,497.29	\$6,497.29
August 7, 2021	\$2,272.71			\$2,272.71
<b>MP Total</b>	<b>\$5,390.55</b>	<b>\$1,912.59</b>	<b>\$6,497.29</b>	<b>\$13,800.43</b>
<b><u>Meadowlands Racetrack (Thoroughbred)</u></b>				
October 2, 2021	\$429.48			\$429.48
October 9, 2021	\$386.33			\$386.33
October 15, 2021			\$376.14	\$376.14
October 23, 2021		\$337.89		\$337.89
October 30, 2021 (Racing Cancelled)	\$0.00			\$0.00
<b>MDLS Total</b>	<b>\$815.81</b>	<b>\$337.89</b>	<b>\$376.14</b>	<b>\$1,529.84</b>
<b>2021 Charity Revenue Total</b>	<b>\$14,391.12</b>	<b>\$3,632.14</b>	<b>\$8,408.27</b>	<b>\$26,431.53</b>

NEW JERSEY RACING COMMISSION  
ACCOUNT WAGERING  
IN & OUT OF STATE  
2021

	Internet	Mobile	EHT	Woodbridge	Toms River	Bayonne	Gloucester	Hillsborough	Total
MDLS for thoroughbred overnight purses & programs to aid the thoroughbred horsemen	\$681,150	\$1,003,122	\$60,624	\$247,489	\$118,341	\$217,110	\$93,002	\$0	\$2,420,839
MP for thoroughbred overnight purses & programs to aid the thoroughbred horsemen	\$3,081,910	\$4,538,691	274,298	1,119,780	535,442	982,330	420,792	0	10,953,243
NMR for standardbred overnight purses & programs to aid the standardbred horsemen	\$1,504,888	\$2,216,230		546,785	261,455	479,669	205,471	0	5,214,459
FRA for standardbred overnight purses & programs to aid the standardbred horsemen	\$521,376	\$767,824		189,436	90,582	166,184	71,187	0	1,806,589
	\$0	\$0							
Standardbred Breeders & Owners Association for Standardbred Health & Welfare	\$17,620	\$25,948		6,402	3,061	5,616	2,406	0	61,053
	\$0	\$0							
Thoroughbred Breeders and Stallions	\$307,689	\$452,983	27,376	111,759	63,440	95,041	41,997	0	1,093,186
Thoroughbred Backstretch Benevolency	\$9,817	\$14,457	874	3,567	1,706	3,129	1,340	0	34,889
Thoroughbred Breeding and Development	\$9,817	\$14,457	874	3,567	1,706	3,129	1,340	0	34,889
	\$0	\$0							
Sire Stakes	\$132,148	\$194,612		48,014	22,959	42,121	18,043	0	457,897
Standardbred Breeders and Stallions	\$14,096	\$20,759		5,122	2,449	4,493	1,925	0	48,842
Standardbred Backstretch Benevolency	\$8,167	\$9,082		2,241	1,071	1,966	842	0	21,369
Standardbred Breeding and Development	\$6,167	\$9,082		2,241	1,071	1,966	842	0	21,369
<i>Total New Jersey Racing Industry Special Fund</i>	<u>6,292,743</u>	<u>9,267,247</u>	<u>364,046</u>	<u>2,286,403</u>	<u>1,093,284</u>	<u>2,005,753</u>	<u>859,186</u>	<u>0</u>	<u>22,168,661</u>
Purse Share:									
Thoroughbred	157,200	270,943	6,539	53,095	31,554	43,724	14,105	0	577,161
Standardbred	420,400	481,337	7,763	141,944	67,763	82,515	42,096	0	1,243,819
Breeder & Development:									
Thoroughbred	624	903	22	177	105	146	47	0	1,924
Standardbred	1,343	1,538	26	454	217	264	136	0	3,975
Sire Stakes Programs	22,942	26,269	430	7,796	3,758	4,520	2,303	0	68,009
TBA	17,292	29,804	719	5,840	3,471	4,810	1,552	0	63,488
SBOA Health Benefits	4,030	4,615	74	1,361	650	791	404	0	11,926
Backstretch Benevolence	1,867	2,441	47	631	322	410	182	0	5,899
Breakage	437,306	780,588	12,620	153,806	81,022	113,488	56,346	0	1,635,179
Amount Returned to Patrons	89,050,210	133,589,984	4,811,476	30,483,674	14,951,464	26,102,004	11,650,302	0	310,639,113
State Settlement	580	629	0	59	0	24	0	0	1,291
Cost of Signal	5,040,534	7,816,597	275,717	1,505,700	837,605	1,315,681	563,974	0	17,455,779
Account Wagering Licensee	10,623,919	15,442,190	575,356	3,855,773	1,853,307	3,279,117	1,409,032	0	37,039,695
<i>Total Pari-Mutuel Handle</i>	<u>\$112,070,892</u>	<u>\$167,715,044</u>	<u>\$6,055,833</u>	<u>\$38,496,716</u>	<u>\$18,924,523</u>	<u>\$32,953,246</u>	<u>\$14,699,664</u>	<u>\$0</u>	<u>\$390,915,918</u>

NEW JERSEY RACING COMMISSION  
ACCOUNT WAGERING  
IN STATE  
2021

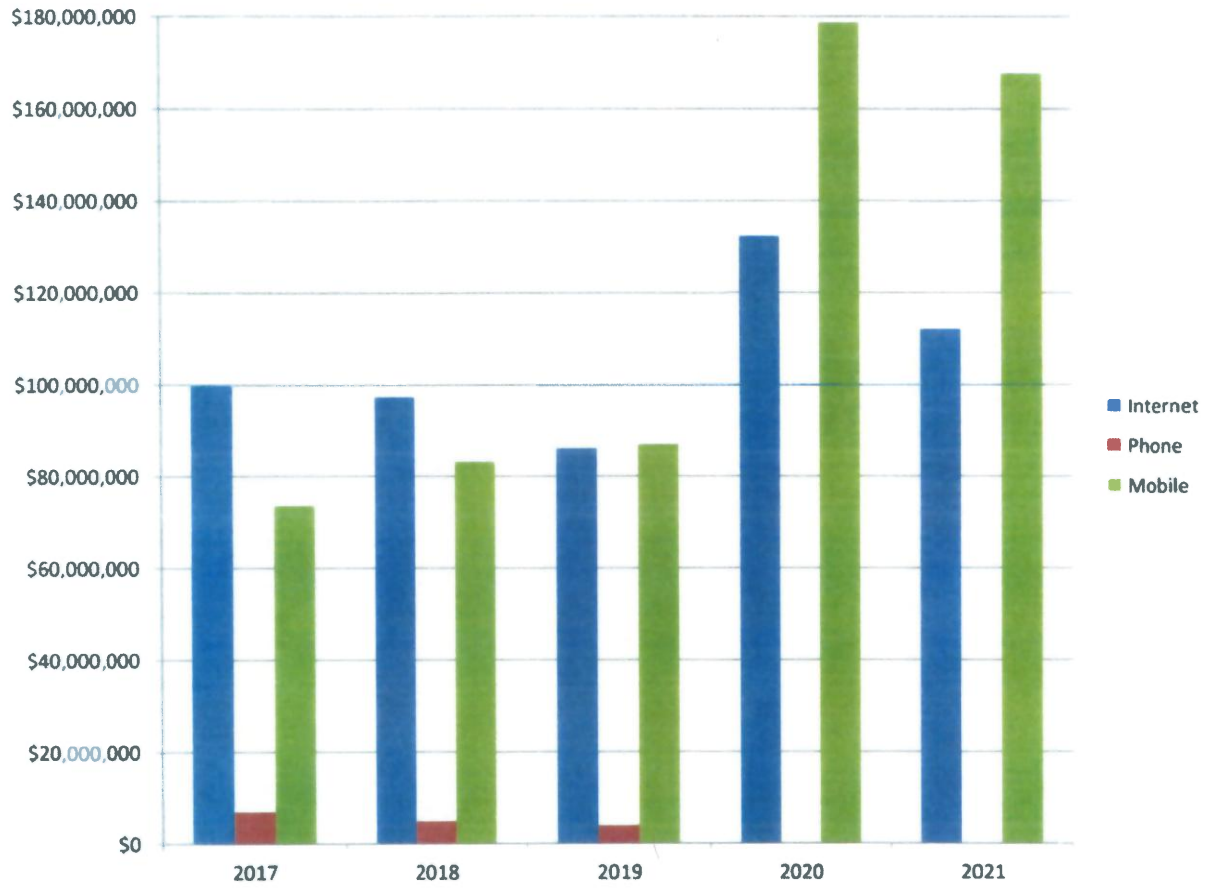
	Internet	Mobile	EHT	Woodbridge	Toms River	Bayonne	Gloucester	Hillsborough	Total
Purse Share:									
Thoroughbred	\$157,200	\$270,943	\$6,539	\$53,095	\$31,554	\$43,724	\$14,105	\$0	\$577,161
Standardbred	420,400	481,337	7,763	141,944	67,763	82,515	42,096	0	1,243,819
Brooder & Development:									
Thoroughbred	524	903	22	177	105	146	47	0	1,924
Standardbred	1,343	1,538	25	454	217	264	135	0	3,975
Sire Stakes Programs	22,942	26,259	430	7,796	3,758	4,520	2,303	0	68,009
TBA	17,292	29,804	719	5,840	3,471	4,810	1,552	0	63,488
SBOA Health Benefits	4,030	4,615	74	1,361	660	791	404	0	11,926
Backstretch Benevolence	1,867	2,441	47	631	322	410	182	0	5,899
Breakage	35,958	62,615	-306	13,312	6,690	7,506	3,569	0	129,344
Amount Returned to Patrons	7,490,945	9,784,798	187,523	2,502,925	1,281,638	1,632,278	723,167	0	23,603,274
Account Wagering Licensee	1,184,805	1,541,320	30,287	426,170	213,382	270,486	120,252	0	3,786,703
<i>Total Pari-Mutuel Handle</i>	<u>\$9,337,308</u>	<u>\$12,206,573</u>	<u>\$233,124</u>	<u>\$3,153,705</u>	<u>\$1,609,550</u>	<u>\$2,047,450</u>	<u>\$907,811</u>	<u>\$0</u>	<u>\$29,495,520</u>

NEW JERSEY RACING COMMISSION  
ACCOUNT WAGERING  
OUT OF STATE  
2021

	Internet	Mobile	EHT	Woodbridge	Toms River	Bayonne	Gloucester	Hillsborough	Total
MDLS for thoroughbred overnight purses and programs to aid the thoroughbred horsemen	\$681,150	\$1,003,122	\$60,624	\$247,489	\$118,341	\$217,110	\$93,002		\$2,420,839
MP for thoroughbred overnight purses and programs to aid the thoroughbred horsemen	3,081,910	4,538,691	274,298	1,119,780	535,442	982,330	420,792		10,953,243
NMR for standardbred overnight purses and programs to aid the standardbred horsemen	1,504,888	2,216,230	0	546,785	261,455	479,669	205,471		5,214,498
FRA for standardbred overnight purses and programs to aid the standardbred horsemen	521,376	767,824	0	189,436	90,582	166,184	71,187		1,606,588
Standardbred Breeders and Owners Association for Standardbred Health & Welfare	17,620	25,948	0	5,402	3,061	5,616	2,406		61,053
Thoroughbred Breeders and Stallions	307,589	452,983	27,375	111,759	53,440	98,041	41,997		1,093,186
Thoroughbred Backstretch Benevolency	9,817	14,457	874	3,567	1,706	3,129	1,340		34,889
Thoroughbred Breeding and Development	9,817	14,457	874	3,567	1,706	3,129	1,340		34,889
Sire Stakes	132,148	194,612	0	48,014	22,959	42,121	18,043		457,897
Standardbred Breeders and Stallions	14,096	20,759	0	5,122	2,449	4,493	1,926		48,842
Standardbred Backstretch Benevolency	6,167	9,082	0	2,241	1,071	1,966	842		21,369
Standardbred Breeding and Development	6,167	9,082	0	2,241	1,071	1,966	842		21,369
<i>Total New Jersey Racing Industry Special Fund</i>	<u>6,292,743</u>	<u>9,267,247</u>	<u>364,046</u>	<u>2,286,403</u>	<u>1,093,284</u>	<u>2,005,753</u>	<u>859,186</u>	<u>0</u>	<u>22,168,661</u>
Breakage	401,348	717,973	12,926	140,496	74,332	105,982	52,778		1,505,835
Amount Returned to Patrons	81,559,265	123,805,186	4,623,952	27,980,749	13,669,826	24,469,726	10,927,135		287,035,839
State Settlement	580	629		59		24			1,291
Cost of Signal	5,040,534	7,816,567	275,717	1,505,700	837,605	1,315,681	663,974		17,455,779
Account Wagering Licensee	9,439,113	13,900,870	546,069	3,429,604	1,639,925	3,008,631	1,288,780		33,252,992
<i>Total Pari-Mutuel Handle</i>	<u>\$102,733,584</u>	<u>\$155,508,471</u>	<u>\$5,822,710</u>	<u>\$35,343,011</u>	<u>\$17,314,972</u>	<u>\$30,905,796</u>	<u>\$13,791,854</u>	<u>\$0</u>	<u>\$361,420,357</u>

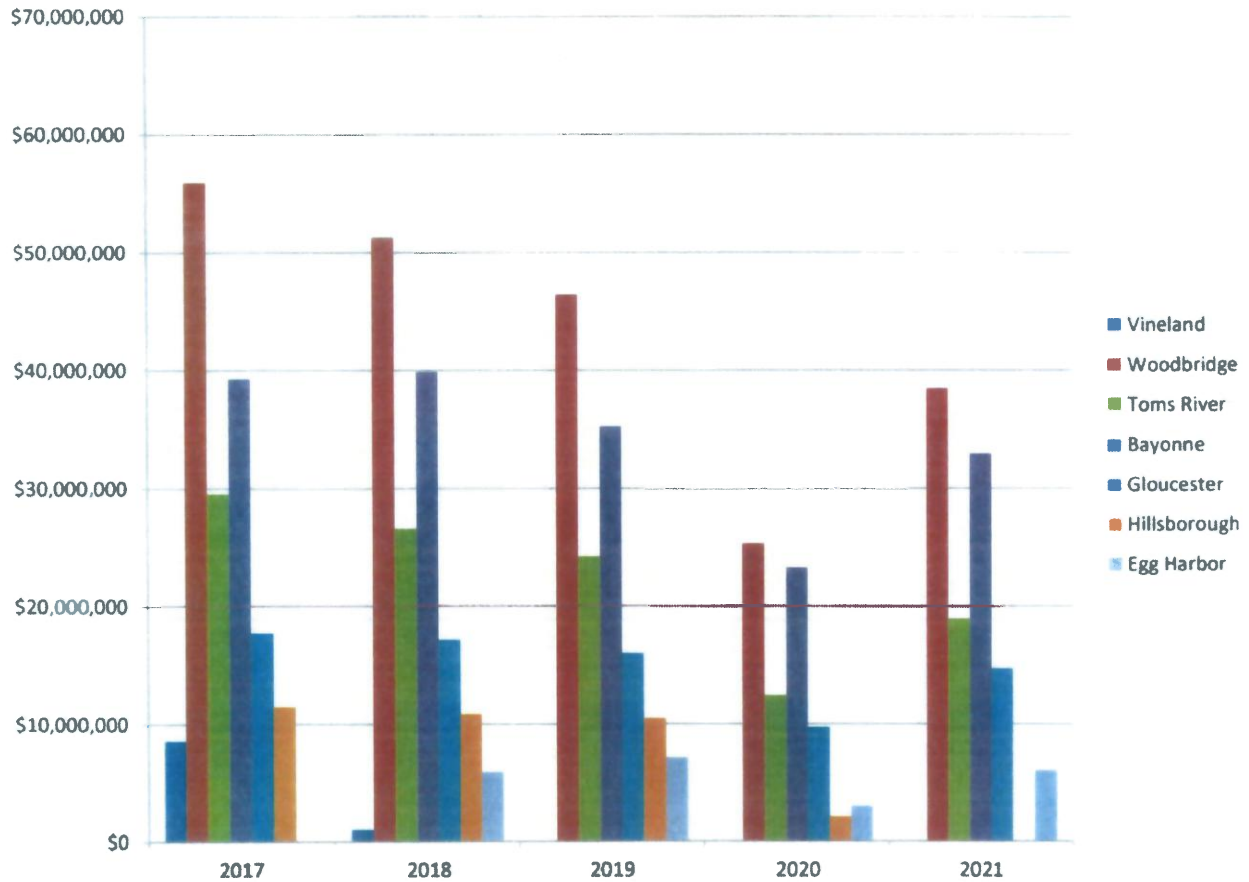
**ACCOUNT WAGERING HANDLE  
5-YEAR COMPARISON**

	2017	2018	2019	2020	2021
Internet	\$99,764,062	\$97,181,684	\$85,954,724	\$132,278,057	\$112,070,892
Phone	6,963,253	4,895,141	3,889,279		
Mobile	73,608,606	83,135,509	86,961,922	178,743,854	167,715,044
<b>Total</b>	<b>\$180,335,921</b>	<b>\$185,212,334</b>	<b>\$176,805,925</b>	<b>\$311,021,910</b>	<b>\$279,785,936</b>



**OFF TRACK WAGERING HANDLE  
5-YEAR COMPARISON**

	2017	2018	2019	2020	2021
Vineland	\$8,590,818	\$1,057,946			
Woodbridge	55,973,667	51,336,039	46,429,958	25,317,674	38,496,716
Toms River	29,561,201	26,628,984	24,206,664	12,438,171	18,924,523
Bayonne	39,301,024	39,908,517	35,260,997	23,268,539	32,953,246
Gloucester	17,758,512	17,184,534	16,019,765	9,759,182	14,699,664
Hillsborough	11,514,418	10,868,590	10,484,616	2,138,121	0
Egg Harbor		5,939,525	7,159,185	3,005,809	6,055,833
<b>Total</b>	<b>\$162,699,640</b>	<b>\$152,924,134</b>	<b>\$139,561,185</b>	<b>\$75,927,497</b>	<b>\$111,129,982</b>





**NEW JERSEY RACING COMMISSION  
SUMMARY OF CASINO PARI-MUTUEL ACTIVITY  
2021**

**New Jersey Signals Received**

Far Hills	\$565
Freehold	88,479
Meadowlands	24,872
Monmouth Park	426,800
New Meadowlands	557,249

***Total NJ Signals Received*** \$1,097,964

**Out of State Signals Received**

Aqueduct	\$1,274,732	Los Alamitos	82,350
Arlington	124,535	Louisiana Downs	51,386
Belmont	1,880,503	Mahoning Valley	208,160
Belterra Park	142,251	Meadows	154,371
Cal-Expo	19,805	Monticello Raceway	173,750
Canterbury	50,042	Mountaineer	165,137
Charlestown	345,321	Northern Ca Fairs	14,468
Churchill Downs	1,004,483	Northfield	336,529
Colonial Downs	62,878	Oaklawn	416,390
Del Mar	721,401	Ocean Downs	16,543
Delaware Park	277,812	Parx's	801,477
Delta Downs	221,019	Penn National	178,890
Dover Downs	77,237	Pimlico	530,681
Ellis Park	75,918	Pocono Downs	90,190
Emerald Downs	24,013	Pompano	85,265
Evangeline	103,290	Presque Isle Downs	48,924
Fair Grounds	317,832	Remington Park	85,966
Finger Lakes	169,790	Rosecroft	23,128
Golden Gate	214,086	Sam Houston	96,410
Gulfstream	2,706,594	Santa Anita	614,834
Harrah's Philadelphia	166,655	Saratoga	1,229,728
Harrington Raceway	43,292	Scoto Downs	40,993
Hawthorne	111,699	Tampa Bay Downs	734,628
Hoosier Park	196,657	Thistledown	158,407
Indiana Downs	278,765	Timonium	9,506
Keeneland	397,757	Tioga Downs	11,583
Kentucky Downs	118,488	Turf Paradise	165,214
Laurel	434,528	Turfway	133,213
Lone Star Park	67,877	Yonkers	273,359
		Zia Park	41,075

***Total Out of State Signals Received*** \$18,601,811

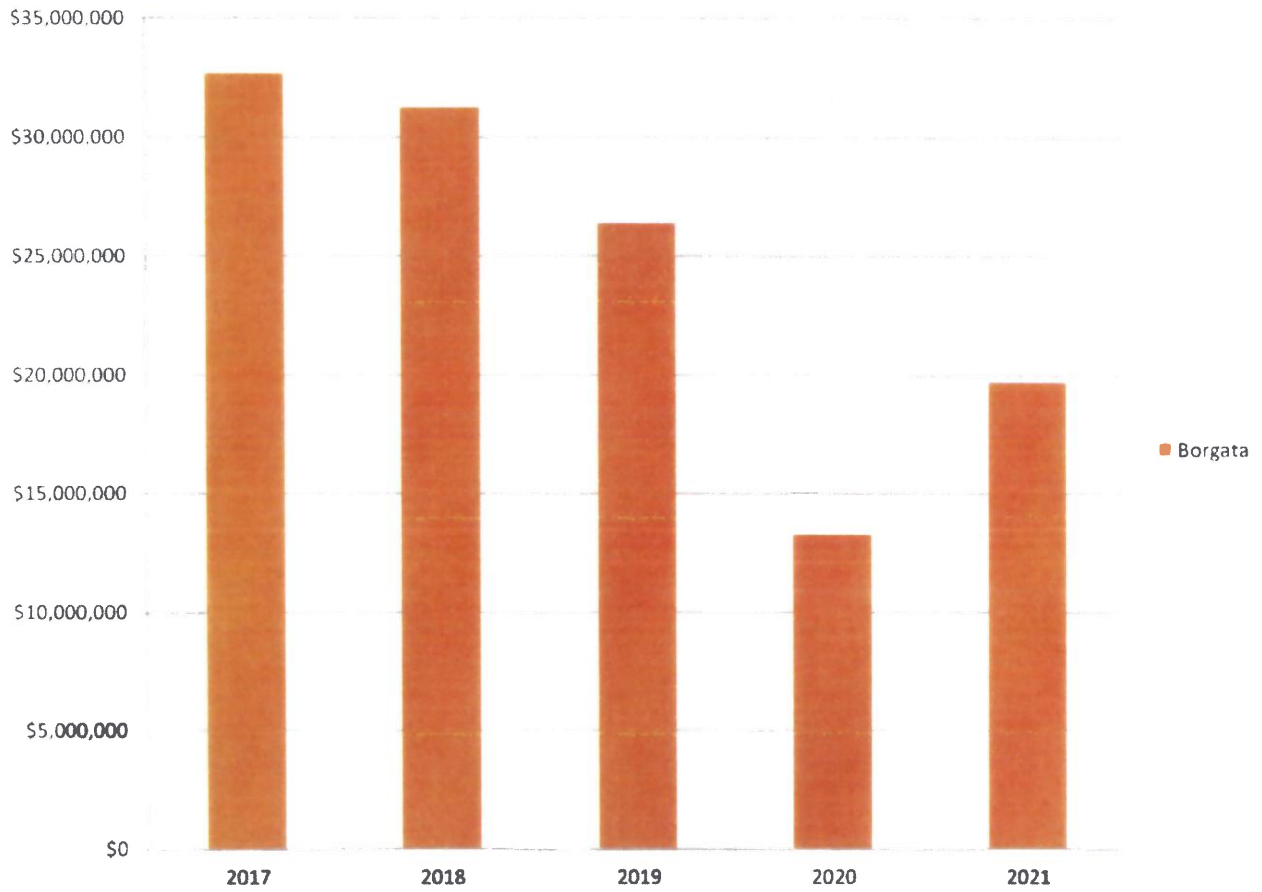
***Total Borgata Pari-Mutuel Signals Received*** \$19,699,775

**NEW JERSEY RACING COMMISSION  
CASINO PARI-MUTUEL TAKEOUT  
2021**

	<i>In State</i>	<i>Out of State</i>	<i>Combined</i>
Casino Simulcasting Fund	\$5,490	\$93,013	\$98,502
Casino Cost of Signal		987,308	987,308
Casino Share	108,961	1,453,303	1,562,265
Special Trust - Harness			
Sire Stakes	1,658	26,368	28,026
Track Purses	1,389	17,718	19,107
Breeder & Stallion Awards	182	2,418	2,600
Special Trust - Thoroughbred			
TBA	2,261	46,507	48,768
Breeding & Development			
Harness	194	2,790	2,984
Thoroughbred	136	2,790	2,926
Purse Allocation	48,537	468,903	517,440
Track Share Allocation	47,387	468,902	516,289
Casino Simulcasting Special Fund		152,667	152,667
Total Commissions	<u>216,194</u>	<u>3,722,687</u>	<u>3,938,881</u>
Breakage	4,310	72,113	76,422
State Settlement			0
Track Settlement	60,810	733,781	794,591
Total Amount Distributed	<u>281,314</u>	<u>4,528,581</u>	<u>4,809,895</u>
Amount Returned to Patron	816,651	14,073,230	14,889,881
<b>Total Borgata Pari-Mutuel Handle</b>	<b><u><u>\$1,097,964</u></u></b>	<b><u><u>\$18,601,811</u></u></b>	<b><u><u>\$19,699,775</u></u></b>

**CASINO PARI-MUTUEL HANDLE  
5-YEAR COMPARISON**

	2017	2018	2019	2020	2021
Borgata	32,689,581	31,244,719	26,388,710	13,250,832	19,699,775
<b>Total</b>	<b>\$32,689,581</b>	<b>\$31,244,719</b>	<b>\$26,388,710</b>	<b>\$13,250,832</b>	<b>\$19,699,775</b>



NEW JERSEY RACING COMMISSION  
2021 LICENSE REVENUE  
STANDARD BRED, THOROUGHBRED, ACCOUNT, OFF TRACK & EXCHANGE WAGERING COMBINED

Cat	Classification	Fee	Freehold		Meadowlands		Trenton		Monmouth		Total	
			Qty	Total	Qty	Total	Qty	Total	Qty	Total	Qty	Total
<i>All Licenses Issued in 2021</i>												
1	Owner	\$50	507	\$25,350	543	\$27,150	112	\$5,600	635	\$31,750	1,797	\$89,850
2	Trainer	\$50	131	6,550	241	12,050	16	800	292	14,600	680	34,000
3	Assistant Trainer	\$30	0	0	3	90	0	0	58	1,740	61	1,830
4	Driver	\$50	36	1,800	69	3,450	0	0	1	50	106	5,300
5	Driver / Trainer	\$50	156	7,800	142	7,100	3	150	1	50	302	15,100
6	Jockey	\$50	1	50	15	750	1	50	95	4,750	112	5,600
7	Jockey Apprentice	\$30	0	0	2	60	0	0	7	210	9	270
8	Jockey Agent	\$50	0	0	0	0	0	0	12	600	12	600
9	Stable Employee	\$5	232	1,160	318	1,590	0	0	622	3,110	1,172	5,860
10	C.I.D.	\$10	117	1,170	568	5,680	0	0	236	2,360	921	9,210
11	C.I.D. - Vendors	\$10	200	2,000	414	4,140	115	1,150	177	1,770	906	9,060
12	Pari-Mutuel Employee	\$25	23	575	92	2,300	0	0	71	1,775	186	4,650
13	Veterinarian	\$50	24	1,200	2	100	0	0	8	400	34	1,700
14	Valet	\$20	0	0	0	0	0	0	17	340	17	340
15	Plater	\$20	0	0	0	0	0	0	16	320	16	320
16	Vendor	\$50	11	550	11	550	16	800	26	1,300	64	3,200
17	Stable Name	\$50	263	13,150	300	15,000	93	4,650	418	20,900	1,074	53,700
18	Multiple Ownership	\$50	95	4,750	461	23,050	4	200	94	4,700	654	32,700
19	Corporate Stable Name	\$50	50	2,500	74	3,700	11	550	37	1,850	172	8,600
20	Authorized Agent	\$50	1	50	0	0	0	0	11	550	12	600
21	Off-Track Stables	\$50	21	1,050	0	0	12	600	0	0	33	1,650
23	Veterinarian - NJRC	\$0	4	0	6	0	0	0	1	0	11	0
25	C.I.D. - NJRC	\$0	20	0	10	0	0	0	5	0	35	0
26	Off-Track Proprietors	\$0	0	0	0	0	0	0	0	0	0	0
27	Official - NJRC	\$0	11	0	7	0	0	0	3	0	21	0
28	Partnership	\$0	9	0	0	0	3	0	46	0	58	0
31	Owner - 3 Year	\$150	260	39,000	315	47,250	72	10,800	257	38,550	904	135,600
<i>All Licenses w/dups Issued in 2021</i>			2,172	108,705	3,593	154,010	458	25,350	3,146	131,675	9,369	419,740
DUP	Duplicate License Fees	\$5	0	\$0	33	\$165	0	\$0	1	\$5	34	\$170
<i>Total Licenses w/dups Issued in 2021</i>				<u>\$108,705</u>		<u>\$154,175</u>		<u>\$25,350</u>		<u>\$131,680</u>		<u>\$419,910</u>

**NEW JERSEY RACING COMMISSION  
2021 LICENSE REVENUE  
STANDARD BRED**

Cat	Classification	Fee	Freehold		Meadowlands		Trenton		Monmouth		Total	
			Qty	Total	Qty	Total	Qty	Total	Qty	Total	Qty	Total
<b>All Licenses Issued in 2021</b>												
1	Owner	\$50	392	\$19,600	474	\$23,700	53	\$2,650	62	\$3,100	981	\$49,050
2	Trainer	\$50	119	5,950	208	10,400	5	250	0	\$0	332	16,600
3	Assistant Trainer	\$30	0	0	0	0	0	0	0	\$0	0	0
4	Driver	\$50	36	1,800	89	3,450	0	0	1	\$50	106	5,300
5	Driver / Trainer	\$50	156	7,800	142	7,100	3	150	1	\$50	302	15,100
6	Jockey	\$50	0	0	0	0	0	0	0	\$0	0	0
7	Jockey Apprentice	\$30	0	0	0	0	0	0	0	\$0	0	0
8	Jockey Agent	\$50	0	0	0	0	0	0	0	\$0	0	0
9	Stable Employee	\$5	227	1,135	301	1,505	0	0	1	\$5	529	2,645
10	C.I.D.	\$10	75	750	538	5,380	0	0	1	\$10	614	6,140
11	C.I.D. - Vendors	\$10	73	730	395	3,950	3	30	2	\$20	473	4,730
12	Pari-Mutuel Employee	\$25	13	325	66	1,650	0	0	0	\$0	79	1,975
13	Veterinarian	\$50	21	1,050	1	50	0	0	0	\$0	22	1,100
14	Valet	\$20	0	0	0	0	0	0	0	\$0	0	0
15	Plater	\$20	0	0	0	0	0	0	0	\$0	0	0
16	Vendor	\$50	8	400	9	450	7	350	1	\$50	25	1,250
17	Stable Name	\$50	163	8,150	252	12,600	28	1,300	19	\$950	460	23,000
18	Multiple Ownership	\$50	94	4,700	457	22,850	2	100	0	\$0	553	27,650
19	Corporate Stable Name	\$50	38	1,900	69	3,450	6	300	5	\$250	118	5,900
20	Authorized Agent	\$50	0	0	0	0	0	0	0	\$0	0	0
21	Off-Track Stables	\$50	17	850	0	0	10	500	0	\$0	27	1,350
23	Veterinarian - NJRC	\$0	4	0	6	0	0	0	0	\$0	10	0
25	C.I.D. - NJRC	\$0	16	0	10	0	0	0	0	\$0	26	0
26	Off-Track Proprietors	\$0	0	0	0	0	0	0	0	\$0	0	0
27	Official - NJRC	\$0	8	0	7	0	0	0	0	\$0	15	0
28	Partnership	\$0	8	0	0	0	0	0	1	\$0	9	0
31	Owner - 3 Year	\$150	174	26,100	252	37,800	36	5,400	17	\$2,550	479	71,850
<b>All Licenses w/dups Issued in 2021</b>			<b>1,642</b>	<b>\$81,240</b>	<b>3,256</b>	<b>\$134,335</b>	<b>151</b>	<b>\$11,030</b>	<b>111</b>	<b>\$7,035</b>	<b>5,160</b>	<b>\$233,640</b>
DUP	Duplicate License Fees	\$5	0	\$0	33	\$165	0	\$0	0	\$0	33	\$165
<b>Total Licenses w/dups Issued in 2021</b>				<b><u>\$81,240</u></b>		<b><u>\$134,500</u></b>		<b><u>\$11,030</u></b>		<b><u>\$7,035</u></b>		<b><u>\$233,805</u></b>

NEW JERSEY RACING COMMISSION  
2021 LICENSE REVENUE  
THOROUGHBRED

Cat	Classification	Fee	Freehold		Meadowlands		Trenton		Monmouth		Total	
			Qty	Total	Qty	Total	Qty	Total	Qty	Total	Qty	Total
<b>All Licenses Issued in 2021</b>												
1	Owner	\$50	115	\$5,750	69	\$3,450	59	\$2,950	573	\$28,650	816	\$40,800
2	Trainer	\$50	12	600	33	1,650	11	550	292	14,600	348	17,400
3	Assistant Trainer	\$30	0	0	3	90	0	0	58	1,740	61	1,830
4	Driver	\$50	0	0	0	0	0	0	0	0	0	0
5	Driver / Trainer	\$50	0	0	0	0	0	0	0	0	0	0
6	Jockey	\$50	1	50	15	750	1	50	95	4,750	112	5,600
7	Jockey Apprentice	\$30	0	0	2	60	0	0	7	210	9	270
8	Jockey Agent	\$50	0	0	0	0	0	0	12	600	12	600
9	Stable Employee	\$5	5	25	17	85	0	0	621	3,105	643	3,215
10	C.I.D.	\$10	9	90	1	10	0	0	231	2,310	241	2,410
11	C.I.D. - Vendors	\$10	29	290	2	20	0	0	154	1,540	185	1,850
12	Pari-Mutuel Employee	\$25	0	0	0	0	0	0	71	1,775	71	1,775
13	Veterinarian	\$50	3	150	1	50	0	0	8	400	12	600
14	Valet	\$20	0	0	0	0	0	0	17	340	17	340
15	Plater	\$20	0	0	0	0	0	0	16	320	16	320
16	Vendor	\$50	1	50	0	0	5	250	23	1,150	29	1,450
17	Stable Name	\$50	100	5,000	48	2,400	67	3,350	399	19,950	614	30,700
18	Multiple Ownership	\$50	1	50	4	200	2	100	94	4,700	101	5,050
19	Corporate Stable Name	\$50	12	600	5	250	5	250	32	1,600	54	2,700
20	Authorized Agent	\$50	1	50	0	0	0	0	11	550	12	600
21	Off-Track Stables	\$50	4	200	0	0	2	100	0	0	6	300
23	Veterinarian - NJRC	\$0	0	0	0	0	0	0	1	0	1	0
25	C.I.D. - NJRC	\$0	1	0	0	0	0	0	3	0	4	0
26	Off-Track Proprietors	\$0	0	0	0	0	0	0	0	0	0	0
27	Official - NJRC	\$0	3	0	0	0	0	0	3	0	6	0
28	Partnership	\$0	1	0	0	0	3	0	45	0	49	0
31	Owner - 3 Year	\$150	86	12,900	63	9,450	36	5,400	240	36,000	425	63,750
<b>All Licenses w/dups Issued in 2021</b>			<b>384</b>	<b>\$25,805</b>	<b>263</b>	<b>\$18,465</b>	<b>191</b>	<b>\$13,000</b>	<b>3,006</b>	<b>\$124,290</b>	<b>3,844</b>	<b>\$181,560</b>
DUP	Duplicate License Fees	\$5		\$0		\$0		\$0	1	\$5	1	\$5
<b>Total Licenses w/dups Issued in 2021</b>				<b>\$25,805</b>		<b>\$18,465</b>		<b>\$13,000</b>		<b>\$124,295</b>		<b>\$181,565</b>

NEW JERSEY RACING COMMISSION  
2021 LICENSE REVENUE  
ACCOUNT, OFF TRACK & EXCHANGE WAGERING

Cat	Classification	Fee	Freehold		Meadowlands		Trenton		Monmouth		Total	
			Qty	Total	Qty	Total	Qty	Total	Qty	Total	Qty	Total
<i>All Licenses Issued in 2021</i>												
1	Owner	\$50	0	\$0	0	\$0	0	\$0	0	\$0	0	\$0
2	Trainer	\$50	0	0	0	0	0	0	0	0	0	0
3	Assistant Trainer	\$50	0	0	0	0	0	0	0	0	0	0
4	Driver	\$50	0	0	0	0	0	0	0	0	0	0
5	Driver / Trainer	\$50	0	0	0	0	0	0	0	0	0	0
6	Jockey	\$50	0	0	0	0	0	0	0	0	0	0
7	Jockey Apprentice	\$30	0	0	0	0	0	0	0	0	0	0
8	Jockey Agent	\$50	0	0	0	0	0	0	0	0	0	0
9	Stable Employee	\$5	0	0	0	0	0	0	0	0	0	0
10	C.I.D.	\$10	33	330	29	290	0	0	4	40	66	660
11	C.I.D. - Vendors	\$10	98	980	17	170	112	1,120	21	210	248	2,480
12	Pari-Mutuel Employee	\$25	10	250	26	650	0	0	0	0	36	900
13	Veterinarian	\$50	0	0	0	0	0	0	0	0	0	0
14	Valet	\$20	0	0	0	0	0	0	0	0	0	0
15	Plater	\$20	0	0	0	0	0	0	0	0	0	0
16	Vendor	\$50	2	100	2	100	4	200	2	100	10	500
17	Stable Name	\$50	0	0	0	0	0	0	0	0	0	0
18	Multiple Ownership	\$50	0	0	0	0	0	0	0	0	0	0
19	Corporate Stable Name	\$50	0	0	0	0	0	0	0	0	0	0
20	Authorized Agent	\$50	0	0	0	0	0	0	0	0	0	0
21	Off-Track Stables	\$50	0	0	0	0	0	0	0	0	0	0
23	Veterinarian - NJRC	\$0	0	0	0	0	0	0	0	0	0	0
25	C.I.D. - NJRC	\$0	3	0	0	0	0	0	2	0	5	0
26	Off-Track Proprietors	\$0	0	0	0	0	0	0	0	0	0	0
27	Official - NJRC	\$0	0	0	0	0	0	0	0	0	0	0
28	Partnership	\$0	0	0	0	0	0	0	0	0	0	0
31	Owner - 3 Year	\$150	0	0	0	0	0	0	0	0	0	0
<i>All Licenses w/dups Issued in 2021</i>			146	\$1,660	74	\$1,210	116	\$1,320	29	\$350	365	\$4,540
DUP	Duplicate License Fees	\$5		\$0		\$0		\$0		\$0	0	\$0
<i>Total Licenses w/dups Issued in 2021</i>				<u>\$1,660</u>		<u>\$1,210</u>		<u>\$1,320</u>		<u>\$350</u>		<u>\$4,540</u>

**NEW JERSEY RACING COMMISSION  
REVENUE TO THE STATE  
2021**

Racing Association/Source	Expired Outstanding Pari-Mutuel Tickets	Breakage & Expired Outstanding Pari-Mutuel Tickets	License Fees	Total State Revenue
Freehold Raceway	\$0		\$108,705	\$108,705
Monmouth Park	0		131,680	131,680
New Meadowlands Racetrack	0		154,175	154,175
Trenton			25,350	25,350
Computer/Phone/Mobile		993,051		993,051
Woodbridge		130,943		130,943
Vineland		0		0
Toms River		58,138		58,138
Bayonne		112,357		112,357
Gloucester		48,725		48,725
Hillsborough		0		0
EHT		18,879		18,879
<b>Total State Revenue</b>	<b><u>\$0</u></b>	<b><u>\$1,362,093</u></b>	<b><u>\$419,910</u></b>	<b><u>\$1,782,003</u></b>



**THE MEADOWLANDS 2022 LIVE RACING CALENDAR**

**LIVE DATES 90**

**6:20PM**

**NOON**

JANUARY							8
S	M	T	W	Th	F	Sa	
						1	
2	3	4	5	6	7	8	
9	10	11	12	13	14	15	
16	17	18	19	20	21	22	
23/30	24/31	25	26	27	28	29	

FEBRUARY							8
S	M	T	W	Th	F	Sa	
		1	2	3	4	5	
6	7	8	9	10	11	12	
13	14	15	16	17	18	19	
20	21	22	23	24	25	26	
27	28						

MARCH							8
S	M	T	W	Th	F	Sa	
		1	2	3	4	5	
6	7	8	9	10	11	12	
13	14	15	16	17	18	19	
20	21	22	23	24	25	26	
27	28	29	30	31			

APRIL							10
S	M	T	W	Th	F	Sa	
					1	2	
3	4	5	6	7	8	9	
10	11	12	13	14	15	16	
17	18	19	20	21	22	23	
24	25	26	27	28	29	30	

MAY							8
S	M	T	W	Th	F	Sa	
1	2	3	4	5	6	7	
8	9	10	11	12	13	14	
15	16	17	18	19	20	21	
22	23	24	25	26	27	28	
29	30	31					

JUNE							9
S	M	T	W	Th	F	Sa	
			1	2	3	4	
5	6	7	8	9	10	11	
12	13	14	15	16	17	18	
19	20	21	22	23	24	25	
26	27	28	29	30			

JULY							11
S	M	T	W	Th	F	Sa	
					1	2	
3	4	5	6	7	8	9	
10	11	12	13	14	15	16	
17	18	19	20	21	22	23	
24/31	25	26	27	28	29	30	

AUGUST							3
S	M	T	W	Th	F	Sa	
	1	2	3	4	5	6	
7	8	9	10	11	12	13	
14	15	16	17	18	19	20	
21	22	23	24	25	26	27	
28	29	30	31				

SEPTEMBER							7
S	M	T	W	Th	F	Sa	
				1	2	3	
4	5	6	7	8	9	10	
11	12	13	14	15	16	17	
18	19	20	21	22	23	24	
25	26	27	28	29	30		

OCTOBER							8
S	M	T	W	Th	F	Sa	
						1	
2	3	4	5	6	7	8	
9	10	11	12	13	14	15	
16	17	18	19	20	21	22	
23/30	24/31	25	26	27	28	29	

NOVEMBER							8
S	M	T	W	Th	F	Sa	
		1	2	3	4	5	
6	7	8	9	10	11	12	
13	14	15	16	17	18	19	
20	21	22	23	24	25	26	
27	28	29	30				

DECEMBER							10
S	M	T	W	Th	F	Sa	
				1	2	3	
4	5	6	7	8	9	10	
11	12	13	14	15	16	17	
18	19	20	21	22	23	24	
25	26	27	28	29	30	31	

# FREEHOLD RACEWAY 2022

January							February							March						
						<b>1</b>			1	2	3	<b>4</b>	<b>5</b>			1	2	3	<b>4</b>	<b>5</b>
2	3	4	5	<b>6</b>	<b>7</b>	<b>8</b>	6	7	8	9	10	<b>11</b>	<b>12</b>	6	7	8	9	10	<b>11</b>	<b>12</b>
9	10	11	12	<b>13</b>	<b>14</b>	<b>15</b>	13	14	15	16	17	<b>18</b>	<b>19</b>	13	14	15	16	17	<b>18</b>	<b>19</b>
16	17	18	19	<b>20</b>	<b>21</b>	<b>22</b>	20	<b>21</b>	22	23	24	<b>25</b>	<b>26</b>	20	21	22	23	24	<b>25</b>	<b>26</b>
23	24	25	26	<b>27</b>	<b>28</b>	<b>29</b>	27	28						27	28	29	30	31		
30	31																			
April							May							June						
					<b>1</b>	<b>2</b>	1	2	3	4	5	<b>6</b>	<b>7</b>			1	2	3	4	
3	4	5	6	7	<b>8</b>	<b>9</b>	8	9	10	11	12	<b>13</b>	<b>14</b>	5	6	7	8	9	10	11
10	11	12	13	14	<b>15</b>	<b>16</b>	15	16	17	18	19	<b>20</b>	<b>21</b>	12	13	14	15	16	17	18
17	18	19	20	21	<b>22</b>	<b>23</b>	22	23	24	25	26	<b>27</b>	<b>28</b>	19	20	21	22	23	24	25
24	25	26	27	28	<b>29</b>	<b>30</b>	29	<b>30</b>	31					26	27	28	29	30		
July							August							September						
					1	2	1	2	3	4	5	6			1	2	3			
3	<b>4</b>	5	6	7	8	9	7	8	9	10	11	12	13	4	<b>5</b>	6	7	8	<b>9</b>	<b>10</b>
10	11	12	13	14	15	16	14	15	16	17	18	19	20	11	12	13	14	15	<b>16</b>	<b>17</b>
17	18	19	20	21	22	23	21	22	23	24	25	<b>26</b>	<b>27</b>	18	19	20	21	22	<b>23</b>	<b>24</b>
24	25	26	27	28	29	30	28	29	30	31				25	26	27	28	29	<b>30</b>	
31																				
October							November							December						
						<b>1</b>			1	2	3	<b>4</b>	<b>5</b>			1	2	3		
2	3	4	5	6	<b>7</b>	<b>8</b>	6	7	8	9	10	<b>11</b>	<b>12</b>	4	5	6	7	8	<b>9</b>	<b>10</b>
9	10	11	12	13	<b>14</b>	<b>15</b>	13	14	15	16	17	<b>18</b>	<b>19</b>	11	12	13	14	15	<b>16</b>	<b>17</b>
16	17	18	19	20	<b>21</b>	<b>22</b>	20	21	22	23	<b>24</b>	<b>25</b>	<b>26</b>	18	19	20	21	22	<b>23</b>	<b>24</b>
23	24	25	26	27	<b>28</b>	<b>29</b>	27	28	29	30				<b>25</b>	<b>26</b>	27	28	29	<b>30</b>	<b>31</b>
30	31																			

Post Time 12:30 eastern – shaded dates

# 2022 RACING CALENDAR



- = 62 Racing Days - Monmouth Park
- = 9 Racing Days - Meadowlands Racetrack
- = 1 Racing Day - Far Hills
- = TVG.com Haskell Day

72 Total Racing Days

## MAY

S	M	T	W	T	F	S
1	2	3	4	5	6	7
8	9	10	11	12	13	14
15	16	17	18	19	20	21
22	23	24	25	26	27	28
29	30	31				

## JUNE

S	M	T	W	T	F	S
			1	2	3	4
5	6	7	8	9	10	11
12	13	14	15	16	17	18
19	20	21	22	23	24	25
26	27	28	29	30		

## JULY

S	M	T	W	T	F	S
					1	2
3	4	5	6	7	8	9
10	11	12	13	14	15	16
17	18	19	20	21	22	23
24	25	26	27	28	29	30
31						

## AUGUST

S	M	T	W	T	F	S
	1	2	3	4	5	6
7	8	9	10	11	12	13
14	15	16	17	18	19	20
21	22	23	24	25	26	27
28	29	30	31			

## SEPTEMBER

S	M	T	W	T	F	S
				1	2	3
4	5	6	7	8	9	10
11	12	13	14	15	16	17
18	19	20	21	22	23	24
25	26	27	28	29	30	

## OCTOBER

S	M	T	W	T	F	S
						1
2	3	4	5	6	7	8
9	10	11	12	13	14	15
16	17	18	19	20	21	22
23	24	25	26	27	28	29
30	31					