

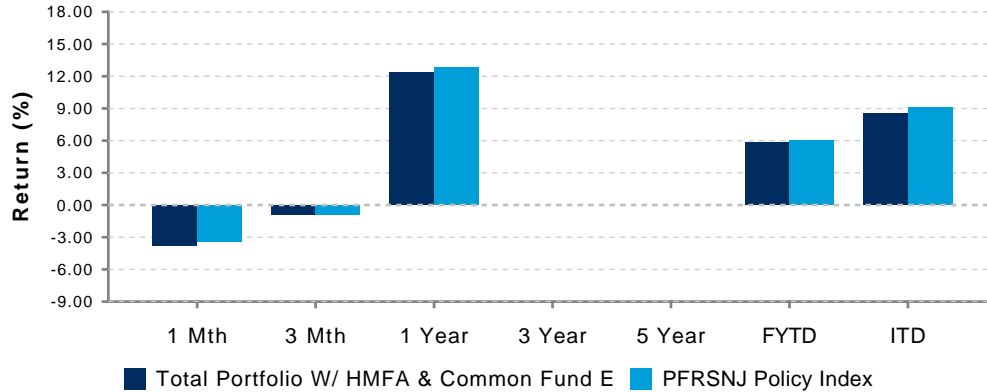
Police and Firemens Ret. System of NJ

March 31, 2026

Net Mgr



Performance



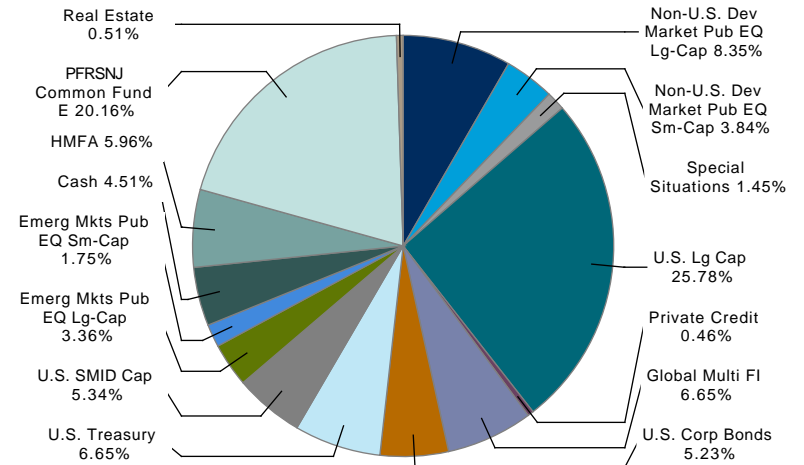
	1 Mth	3 Mth	1 Year	3 Year	5 Year	FYTD	ITD	Incept Date
Total Portfolio W/ HMFA & Common Fund E	-3.77	-0.88	12.35			5.79	8.57	04/24
PFRSNJ Policy Index	-3.42	-0.90	12.85			6.00	9.13	04/24
Excess	-0.36	0.02	-0.50			-0.21	-0.56	

Asset Allocation

Total Portfolio W/ HMFA & Common Fund E

Ending Market Value

35,980,152,198

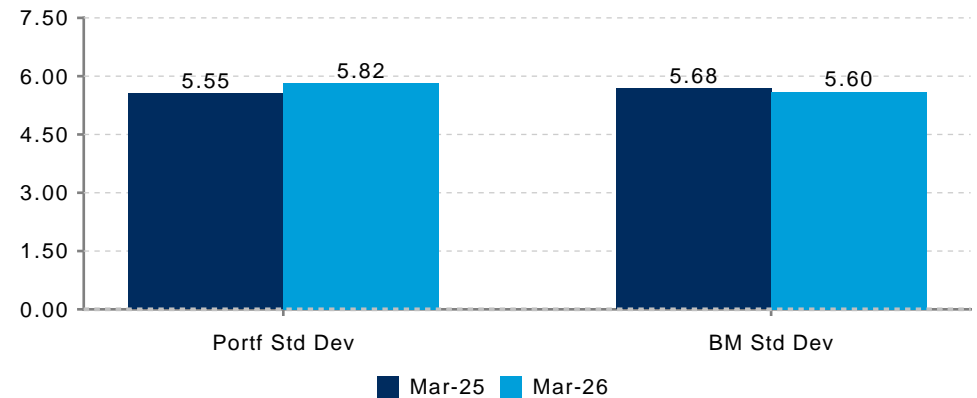


Top 10 Public

Security Name	Ending Market Value
Total Port W/O HMFA & W/O Com Fund E	
STATE STREET BANK + TRUST CO	1,867,855,707.20
NVIDIA CORP	628,546,641.49
APPLE INC	562,963,830.33
MICROSOFT CORP	422,750,057.31
AMAZON.COM INC	307,611,041.14
ALPHABET INC CL A	257,112,859.64
BROADCOM INC	220,107,417.48
ALPHABET INC CL C	209,332,642.68
META PLATFORMS INC CLASS A	192,353,538.78
TESLA INC	161,530,207.75

1 Year Risk Statistics

	Return	Portfolio Std Dev	Benchmark Std Dev	Sharpe Ratio	Beta	Tracking	Info Ratio
Total Portfolio W/ HMFA & Common Fund E	12.35	5.82	5.60	1.43	1.03	0.77	-0.65



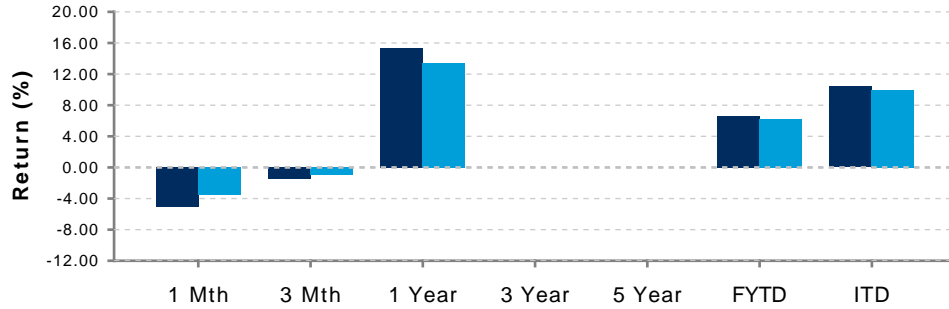
Police and Firemens Ret. System of NJ

March 31, 2026

Net Mgr



Performance



■ Total Port W/O HMFA & W/O Com Fund E
■ PFRSNJ W/O Common E & HMFA Policy Index

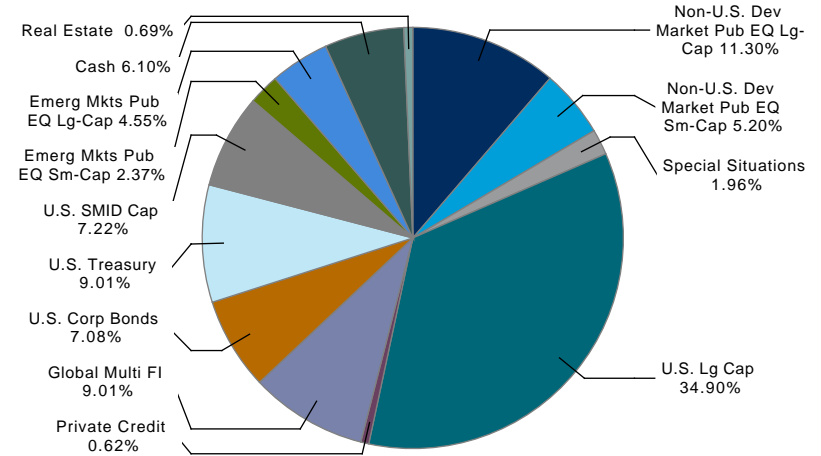
	1 Mth	3 Mth	1 Year	3 Year	5 Year	FYTD	ITD	Incept Date
Total Port W/O HMFA & W/O Com Fund E	-5.14	-1.47	15.35			6.60	10.41	04/24
PFRSNJ W/O Common E & HMFA Policy Index	-3.60	-0.98	13.40			6.23	9.92	04/24
Excess	-1.54	-0.49	1.95			0.37	0.49	

Asset Allocation

Total Port W/O HMFA & W/O Com Fund E

Ending Market Value

26,631,381,035

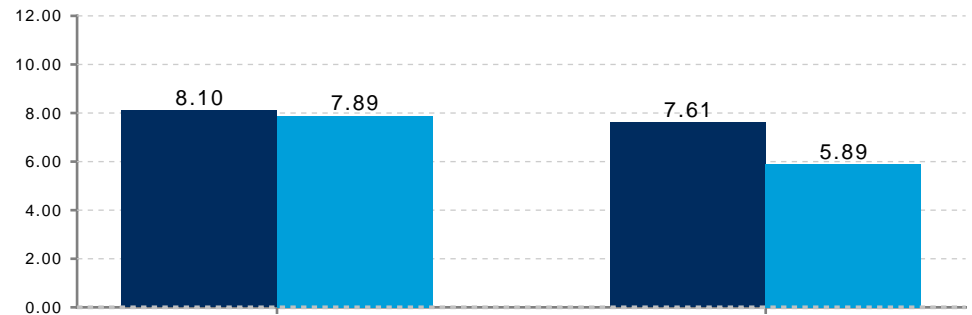


Top 10 Public

Security Name	Ending Market Value
Total Port W/O HMFA & W/O Com Fund E	
STATE STREET BANK + TRUST CO	1,867,855,707.20
NVIDIA CORP	628,546,641.49
APPLE INC	562,963,830.33
MICROSOFT CORP	422,750,057.31
AMAZON.COM INC	307,611,041.14
ALPHABET INC CL A	257,112,859.64
BROADCOM INC	220,107,417.48
ALPHABET INC CL C	209,332,642.68
META PLATFORMS INC CLASS A	192,353,538.78
TESLA INC	161,530,207.75

1 Year Risk Statistics

	Return	Portfolio Std Dev	Benchmark Std Dev	Sharpe Ratio	Beta	Tracking Error	Info Ratio
Total Port W/O HMFA & W/O Com Fund E	15.35	7.89	5.89	1.44	1.33	2.15	0.91



■ Mar-25 ■ Mar-26