

# First Quarter 2023 Estimation Support and Historical Statistics BAMS/DSS<sup>®</sup> Output

---

Prepared for the New Jersey Department of  
Transportation

April 06, 2023

Prepared by:

**infotech**<sup>®</sup>

2970 SW 50th Terrace; Gainesville, FL 32608-5076  
Telephone: 352-381-4400 Fax: 888-971-3916  
Web: [www.infotechinc.com](http://www.infotechinc.com)

TOP STANDARD ITEMS BETWEEN April 7, 2022 AND February 23, 2023  
RANKED BY TOTAL AWARDED DOLLARS  
95 CONTRACTS - AWARDED TOTAL: \$813,609,927

OVERALL RANK	ITEM NUMBER	SPEC YEAR	ITEM DESCRIPTION	UNITS	QUANTITY	DOLLARS (IN 000S)	AVERAGE PRICE	PERCENT DOLLARS	CONTRACT OCCURRENCES
1	MMB186M	19	LABOR CREW	HOUR	202,925	\$105,286	\$518.84	12.94	15
2	154003P	19	MOBILIZATION	LS	66	\$58,152	881088.2	7.15	66
3	MMG095M	19	ADJUSTMENT FACTOR	PCT	25,665,000	\$20,927	\$0.82	2.57	4
4	404006M	19	STONE MATRIX ASPHALT 12.5 MM SURFACE COU	T	140,092	\$19,301	\$137.77	2.37	11
5	401054M	19	HOT MIX ASPHALT 12.5 M 64 SURFACE COURSE	T	179,242	\$18,775	\$104.74	2.31	31
6	506003P	19	STRUCTURAL STEEL	LS	6	\$18,775	3129092	2.31	6
7	406005M	19	HIGH PERFORMANCE THIN OVERLAY	T	98,332	\$15,325	\$155.85	1.88	8
8	109006M	19	FORCE ACCOUNT	DOLL	15,235,000	\$15,235	\$1.00	1.87	25
9	401099M	19	HOT MIX ASPHALT 25 M 64 BASE COURSE	T	106,796	\$12,914	\$120.92	1.59	23
10	651064P	19	12" DUCTILE IRON WATER PIPE, CLASS 54	LF	28,605	\$11,511	\$402.43	1.41	4
11	607018P	19	9" X 16" CONCRETE VERTICAL CURB	LF	208,185	\$11,420	\$54.86	1.40	43
12	609003M	19	BEAM GUIDE RAIL	LF	224,478	\$11,292	\$50.30	1.39	29
13	401009P	19	HMA MILLING, 3" OR LESS	SY	3,597,282	\$11,106	\$3.09	1.36	37
14	202009P	19	EXCAVATION, UNCLASSIFIED	CY	162,515	\$8,788	\$54.08	1.08	31
15	421011M	19	SLURRY SEAL EMULSION	GAL	762,604	\$8,599	\$11.28	1.06	13
16	401061M	19	HMA 12.5 M E SURFACE COURSE	T	54,497	\$7,505	\$137.71	0.92	12
17	704002M	19	ITS CONDUIT, TYPE A	LF	96,152	\$6,620	\$68.84	0.81	10
18	MMG094M	19	DREDG, PROCESSING, TRNSPRT, PLACE UPLAND	CY	42,539	\$6,388	\$150.16	0.79	2
19	201003P	19	CLEARING SITE	LS	64	\$6,310	98586.49	0.78	64
20	201006P	19	CLEARING SITE, BRIDGE (___)	LS	10	\$6,176	617580.0	0.76	10
21	610003M	19	TRAFFIC STRIPES, 4"	LF	12,216,701	\$5,995	\$0.49	0.74	59
22	511006P	19	STEEL SHEET PILING	SF	15,005	\$5,777	\$385.00	0.71	1
23	157004M	19	CONSTRUCTION LAYOUT	DOLL	61	\$5,625	92220.01	0.69	61
24	403003M	19	ULTRA-THIN FRICTION COURSE	T	28,825	\$5,619	\$194.95	0.69	3
25	406010M	19	ULTRA-HPTO	T	25,713	\$5,451	\$212.00	0.67	1
26	401049M	19	HOT MIX ASPHALT 9.5 ME SURFACE COURSE	T	41,205	\$5,438	\$131.97	0.67	8
27	159021P	19	CONSTRUCTION BARRIER CURB	LF	71,699	\$5,335	\$74.41	0.66	20
28	MMB089M	19	DECK JOINT REPAIR	LF	40,385	\$5,203	\$128.84	0.64	4
29	507024P	19	CONCRETE BRIDGE DECK, HPC	CY	3,237	\$5,173	\$1598.12	0.64	5
30	601122P	19	15" REINFORCED CONCRETE PIPE	LF	51,338	\$4,950	\$96.43	0.61	14
31	424110M	19	CHIP SEAL PG88-22FR	SY	623,076	\$4,644	\$7.45	0.57	6
32	601664M	19	VIDEO INSPECTION OF PIPE	LF	760,958	\$4,333	\$5.69	0.53	3
33	513003P	19	RETAINING WALL, LOCATION NO. _____	SF	44,941	\$4,240	\$94.34	0.52	2
34	655031P	19	ELECTRICAL UTILITY RELOCATION, JCP&L	LS	4	\$4,175	1043750	0.51	4
35	606012P	19	CONCRETE SIDEWALK, 4" THICK	SY	46,029	\$4,159	\$90.36	0.51	32
36	401073M	19	HMA 9.5 M E INTERMEDIATE COURSE	T	32,019	\$4,002	\$125.00	0.49	1
37	653033P	19	24" GAS MAIN	LF	11,390	\$3,987	\$350.00	0.49	1
38	701021P	19	3" RIGID METALLIC CONDUIT	LF	50,063	\$3,969	\$79.28	0.49	25
39	501009P	19	TEMPORARY COFFERDAM	LS	3	\$3,927	1309110	0.48	3
40	504006P	19	REINFORCEMENT STEEL, EPOXY-COATED	LB	1,515,832	\$3,875	\$2.56	0.48	10
41	MMB087M	19	DECK JOINT RESEAL (SILICON)	LF	40,017	\$3,856	\$96.36	0.47	4
42	202021P	19	REMOVAL OF PAVEMENT	SY	182,141	\$3,846	\$21.11	0.47	23
43	151006M	19	PERFORMANCE BOND AND PAYMENT BOND	DOLL	89	\$3,823	42953.09	0.47	89
44	602012M	19	INLET, TYPE B	U	686	\$3,735	\$5443.99	0.46	16
45	421007M	19	MICROPAVING JOINTS	LF	688,727	\$3,725	\$5.41	0.46	14
46	453013M	19	FULL DEPTH CONCRETE PAVEMENT REPAIR, PRE	SY	2,373	\$3,701	\$1559.54	0.45	2

TOP STANDARD ITEMS BETWEEN April 7, 2022 AND February 23, 2023  
 RANKED BY TOTAL AWARDED DOLLARS  
 95 CONTRACTS - AWARDED TOTAL: \$813,609,927

OVERALL RANK	ITEM NUMBER	SPEC YEAR	ITEM DESCRIPTION	UNITS	QUANTITY	DOLLARS (IN 000S)	AVERAGE PRICE	PERCENT DOLLARS	CONTRACT OCCURRENCES
47	654035P	19	TELECOMMUNICATION RELOCATION	LF	2,435	\$3,689	\$1514.92	0.45	1
48	501012P	19	PERMANENT COFFERDAM	LS	1	\$3,635	3634500	0.45	1
49	421010M	19	SLURRY SEAL AGGREGATE, TYPE II	T	28,099	\$3,573	\$127.14	0.44	13
50	610036M	19	REMOVAL OF TRAFFIC STRIPES	LF	4,186,908	\$3,571	\$0.85	0.44	48
51	602216M	19	CLEANING DRAINAGE STRUCTURE	U	7,852	\$3,495	\$445.15	0.43	25
52	513006P	19	RETAINING WALL, CAST-IN-PLACE, LOCATION	SF	15,905	\$3,396	\$213.51	0.42	2
53	201039P	19	TEMPORARY SHIELDING	LS	8	\$3,378	422220.3	0.42	8
54	401079M	19	HMA 12.5 M E INTERMEDIATE COURSE	T	30,647	\$3,244	\$105.85	0.40	4
55	159141M	19	TRAFFIC DIRECTOR, FLAGGER	HOURL	54,826	\$3,213	\$58.61	0.39	53
56	520003P	19	PERMANENT GROUND ANCHOR	U	2,675	\$3,210	\$1200.00	0.39	1
57	MMB172M	19	LANE CLOSURES	HOURL	105,900	\$3,080	\$29.08	0.38	15
58	401027M	19	POLYMERIZED JOINT ADHESIVE	LF	4,119,203	\$3,036	\$0.74	0.37	42
59	160007M	19	ASPHALT PRICE ADJUSTMENT	DOLL	1,124,544	\$3,026	\$2.69	0.37	52
60	203120M	19	TEMPORARY CAUSEWAY	LS	1	\$3,000	3000000	0.37	1
61	407010M	19	BINDER RICH INTERMEDIATE COURSE, 4.75MM	T	8,850	\$2,888	\$326.38	0.36	2
62	MMG083M	19	SSPC, BLAST/PRIME	LS	2	\$2,810	1405000	0.35	2
63	401017P	19	MICRO-MILLING	SY	835,505	\$2,765	\$3.31	0.34	18
64	610017M	19	TRAFFIC MARKING LINES, 24"	LF	350,027	\$2,630	\$7.51	0.32	50
65	502003P	19	FURNISHING EQUIPMENT FOR DRIVING PILES	LS	4	\$2,575	643750.0	0.32	4
66	551006M	19	CONCRETE DECK REPAIR, TYPE B	SF	26,032	\$2,397	\$92.08	0.29	7
67	159300M	19	TRAFFIC STRIPES, LATEX, 4"	LF	8,863,144	\$2,361	\$0.27	0.29	42
68	155033M	19	FIELD OFFICE TYPE E MAINTENANCE	MO	595	\$2,344	\$3940.32	0.29	31
69	MMG011M	19	Adjustment Factor - Normal Working Hours	PCT	2,586,207	\$2,328	\$0.90	0.29	1
70	602013M	19	INLET, TYPE DOUBLE B	U	259	\$2,295	\$8860.62	0.28	8
71	159108M	19	TRAFFIC CONTROL TRUCK WITH MOUNTED CRASH	U	258	\$2,205	\$8544.67	0.27	63
72	401021M	19	HOT MIX ASPHALT PAVEMENT REPAIR	SY	48,442	\$2,193	\$45.27	0.27	42
73	606042P	19	HOT MIX ASPHALT DRIVEWAY, VARIABLE THICK	SY	30,402	\$2,120	\$69.72	0.26	11
74	601124P	19	18" REINFORCED CONCRETE PIPE	LF	18,464	\$2,100	\$113.74	0.26	12
75	505057P	19	PRECAST CONCRETE CULVERT	LF	149	\$2,072	13907.72	0.25	2
76	511020P	19	FENDER SYSTEM	LF	316	\$2,054	\$6500.00	0.25	1
77	702046M	19	RADAR DETECTOR	U	141	\$1,976	14014.08	0.24	12
78	651270M	19	GATE VALVES AND BOXES	U	286	\$1,941	\$6786.11	0.24	1
79	701102M	19	18" X 36" JUNCTION BOX	U	352	\$1,930	\$5483.32	0.24	19
80	607012P	19	24" X 41" CONCRETE BARRIER CURB	LF	12,176	\$1,899	\$155.97	0.23	6
81	607115P	19	VAR WIDTH X VAR HT F SHAPE CONC BAR CURB	LF	4,072	\$1,893	\$465.00	0.23	1
82	602226M	19	JUNCTION CHAMBER	U	77	\$1,885	24480.52	0.23	3
83	507039P	19	CONCRETE BRIDGE PARAPET, HPC	LF	5,342	\$1,882	\$352.30	0.23	8
84	502016M	19	MICROPILE	LF	10,665	\$1,877	\$176.00	0.23	1
85	MMR077M	19	MOBILIZATION OF MILL & HMA PAVING EQUIP.	U	125	\$1,875	15000.00	0.23	5
86	425001M	19	SCRUB SEAL	SY	264,959	\$1,834	\$6.92	0.23	2
87	651246M	19	FIRE HYDRANT	U	89	\$1,762	19793.82	0.22	5
88	MMB070M	19	BRIDGE HEADER REPAIR	LF	13,420	\$1,740	\$129.64	0.21	4
89	504024P	19	CONCRETE ABUTMENT WALL	CY	1,058	\$1,735	\$1639.42	0.21	6
90	608004P	19	NONVEGETATIVE SURFACE, POROUS HMA	SY	33,463	\$1,705	\$50.95	0.21	14
91	506006P	19	REINFORCED ELASTOMERIC BEARING ASSEMBLY	U	207	\$1,678	\$8103.96	0.21	5
92	302042P	19	DENSE-GRADED AGGREGATE BASE COURSE, 8" T	SY	91,795	\$1,641	\$17.88	0.20	14

TOP STANDARD ITEMS BETWEEN April 7, 2022 AND February 23, 2023  
 RANKED BY TOTAL AWARDED DOLLARS  
 95 CONTRACTS - AWARDED TOTAL: \$813,609,927

OVERALL RANK	ITEM NUMBER	SPEC YEAR	ITEM DESCRIPTION	UNITS	QUANTITY	DOLLARS (IN 000S)	AVERAGE PRICE	PERCENT DOLLARS	CONTRACT OCCURRENCES
93	MMB086M	19	DECK CORROSION INHIBITOR	SY	198,583	\$1,639	\$8.26	0.20	4
94	555003M	19	SUBSTRUCTURE CONCRETE REPAIR	SF	5,978	\$1,624	\$271.66	0.20	8
95	654007P	19	ELECTRICAL UTILITY RELOCATION	LS	4	\$1,617	404250.0	0.20	4
96	603070P	19	ARTICULATED CONCRETE BLOCK MATTING, CLOS	SY	6,461	\$1,551	\$240.00	0.19	1
97	401030M	19	TACK COAT	GAL	1,444,174	\$1,530	\$1.06	0.19	52
98	302048P	19	DENSE-GRADED AGGREGATE BASE COURSE, 12"	SY	82,900	\$1,526	\$18.41	0.19	6
99	202041M	19	DREDGE, TRANS AND PLACE TO CDF	CY	72,280	\$1,507	\$20.85	0.19	1
100	161003P	19	FINAL CLEANUP	LS	59	\$1,497	25372.97	0.18	59
						=====		=====	
						\$625,389		76.87	

HISTORICAL BID PRICE LISTING  
BY REGION

REGION: C

PAY ITEM	CALENDAR QUARTER	CONTRACT NUMBER	COUNTY LOCATION	PROJECT DESCRIPTION	BID QUANTITY	AWARD PRICE	SECOND BIDDER	THIRD BIDDER	ESTIMATE
DISPUTE RESOLUTION BOARD, REG MEETING, F / DOLL									
107010M	2022Q2	22120	MIDDLESEX	NHP-0018 (309)	1	\$76,800	\$76,800	\$76,800	\$76,800
DISPUTE RESOLUTION BOARD, REG MEETING, H / DOLL									
107011M	2022Q2	22120	MIDDLESEX	NHP-0018 (309)	1	\$19,200	\$19,200	\$19,200	\$19,200
DISPUTE RESOLUTION BOARD, CONFERENCE, F / DOLL									
107012M	2022Q2	22120	MIDDLESEX	NHP-0018 (309)	1	\$45,440	\$45,440	\$45,440	\$45,440
DISPUTE RESOLUTION BOARD, CONFERENCE, H / DOLL									
107013M	2022Q2	22120	MIDDLESEX	NHP-0018 (309)	1	\$11,360	\$11,360	\$11,360	\$11,360

HISTORICAL BID PRICE LISTING  
BY REGION

REGION: C

PAY ITEM	CALENDAR QUARTER	CONTRACT NUMBER	COUNTY LOCATION	PROJECT DESCRIPTION	BID QUANTITY	AWARD PRICE	SECOND BIDDER	THIRD BIDDER	ESTIMATE
-----	-----	-----	-----	-----	-----	-----	-----	-----	-----
FORCE ACCOUNT / DOLL									
109006M	2022Q2	22464	MONMOUTH	N/A	220,000	\$1.00	\$1.00		\$1.00
	2022Q4	23404	HUNTERDON	STATE	100,000	\$1.00	\$1.00	\$1.00	\$1.00
		23406	MONMOUTH	STATE	100,000	\$1.00	\$1.00	\$1.00	\$1.00
		23429	MIDDLESEX	N/A	250,000	\$1.00	\$1.00	\$1.00	\$1.00
		23426	HUNTERDON	N/A	500,000	\$1.00	\$1.00	\$1.00	\$1.00
		23423	HUNTERDON	N/A	625,000	\$1.00	\$1.00	\$1.00	\$1.00
		23432	HUNTERDON	N/A	1,000,000	\$1.00	\$1.00	\$1.00	\$1.00
		23435	HUNTERDON	N/A	2,000,000	\$1.00	\$1.00	\$1.00	\$1.00
	2023Q1	23449	MONMOUTH	N/A	30,000	\$1.00	\$1.00		\$1.00
		23446	MONMOUTH	N/A	220,000	\$1.00	\$1.00		\$1.00

HISTORICAL BID PRICE LISTING  
BY REGION

REGION: C

PAY ITEM	CALENDAR QUARTER	CONTRACT NUMBER	COUNTY LOCATION	PROJECT DESCRIPTION	BID QUANTITY	AWARD PRICE	SECOND BIDDER	THIRD BIDDER	ESTIMATE
PERFORMANCE BOND AND PAYMENT BOND / DOLL									
151006M	2022Q2	22104	MERCER	NHP-0029 (328)	1	\$12,355			\$25,000
		22107	OCEAN	NHP-0009 (328)	1	\$150,000	\$400,000	\$370,000	\$275,000
		22108	MERCER	NHP-0029 (327)	1	\$30,575	\$12,000	\$25,000	\$25,000
		22112	MERCER	NHP-0029 (329)	1	\$180,000	\$150,000	\$140,000	\$200,000
		22113	SOMERSET	NHP-0022 (351)	1	\$47,500	\$27,000	\$27,755	\$45,000
		22116	MERCER	CRRSAA-FLEX-0027 (304)	1	\$2,200	\$9,900	\$10,700	\$8,000
		22118	MIDDLESEX	NHP- 0018 (308)	1	\$10,930	\$23,000	\$13,000	\$25,000
		22119	SOMERSET	NHP-0078 (332)	1	\$30,000	\$55,000	\$70,000	\$55,000
		22120	MIDDLESEX	NHP-0018 (309)	1	\$300,000	\$480,000	\$750,000	\$500,000
		22121	MONMOUTH	NHP-1015 (350)	1	\$23,000	\$50,000	\$41,000	\$30,000
		22131	OCEAN	STBGP-D00S (595)	1	\$41,000	\$25,000		\$25,000
		22462	MONMOUTH	STATE	1	\$7,250	\$5,000		\$8,000
		22464	MONMOUTH	N/A	1	\$31,954	\$12,000		\$33,000
	2022Q3	22144	OCEAN	NHP-0072 (311)	1	\$3,500	\$20,000		\$20,000
		22146	HUNTERDON	0078 (334)	1	\$15,000	\$16,100	\$21,232	\$45,000
		22147	OCEAN	NHP-0009 (331)	1	\$23,500			\$20,000
		22150	MONMOUTH	NHP-0035 (334)	1	\$16,000			\$20,000
		22471	MIDDLESEX	STATE	1	\$25,000	\$55,000	\$36,000	\$25,000
		23701	MIDDLESEX	N/A	1	\$35,000			\$25,000
	2022Q4	22155	SOMERSET	NHPP-0206 (335)	1	\$15,000			\$25,000
		23404	HUNTERDON	STATE	1	\$39,300	\$39,300	\$25,000	\$47,400
		23406	MONMOUTH	STATE	1	\$36,504	\$5,000	\$40,000	\$38,400
		23412	MONMOUTH	STBGP-FLEX-D00S (630)	1	\$50,000	\$30,000		\$43,000
		23423	HUNTERDON	N/A	1	\$0	\$1	\$68,000	\$11,000
		23426	HUNTERDON	N/A	1	\$50,000	\$75,000	\$1	\$10,000
		23429	MIDDLESEX	N/A	1	\$20,000	\$1	\$0	\$15,000
		23432	HUNTERDON	N/A	1	\$0	\$1	\$106,000	\$17,000
		23435	HUNTERDON	N/A	1	\$58,269	\$25,000	\$1	\$15,000
	2023Q1	22451	HUNTERDON	NHP-0040 (315)	1	\$40,000	\$40,000	\$43,000	\$25,000
		23446	MONMOUTH	N/A	1	\$31,116	\$12,000		\$27,000
		23449	MONMOUTH	N/A	1	\$3,000	\$16,000		\$7,000

HISTORICAL BID PRICE LISTING  
BY REGION

REGION: C

PAY ITEM	CALENDAR QUARTER	CONTRACT NUMBER	COUNTY LOCATION	PROJECT DESCRIPTION	BID QUANTITY	AWARD PRICE	SECOND BIDDER	THIRD BIDDER	ESTIMATE
RAILROAD PROTECTIVE LIABILITY INSURANCE / DOLL									
152012P	2022Q2	22107	OCEAN	NHP-0009 (328)	1	\$2,500	\$5,000	\$4,000	\$274,000
		22113	SOMERSET	NHP-0022 (351)	1	\$900	\$2,518	\$2,856	\$40,800
	2022Q4	23404	HUNTERDON	STATE	1	\$2,518	\$2,518	\$2,000	\$10,000
		23406	MONMOUTH	STATE	1	\$3,600	\$1,500	\$1,325	\$10,000
	2023Q1	22451	HUNTERDON	NHP-0040 (315)	1	\$20,000	\$2,000	\$1	\$3,482
	POLLUTION LIABILITY INSURANCE / DOLL								
152015P	2022Q2	22104	MERCER	NHP-0029 (328)	1	\$2,500			\$16,000
		22107	OCEAN	NHP-0009 (328)	1	\$0	\$1	\$45,000	\$20,000
		22108	MERCER	NHP-0029 (327)	1	\$12,575	\$100	\$10,000	\$2,500
		22112	MERCER	NHP-0029 (329)	1	\$48,776	\$1	\$10,000	\$14,000
		22113	SOMERSET	NHP-0022 (351)	1	\$2,700	\$10,070	\$13,000	\$750.00
		22116	MERCER	CRRSAA-FLEX-0027 (304)	1	\$1	\$8,300	\$4,265	\$1,250
		22118	MIDDLESEX	NHP- 0018 (308)	1	\$9,000	\$2,500	\$7,552	\$2,500
		22119	SOMERSET	NHP-0078 (332)	1	\$10,000	\$12,000	\$21,000	\$10,000
		22120	MIDDLESEX	NHP-0018 (309)	1	\$1	\$27,000	\$50,000	\$40,000
		22121	MONMOUTH	NHP-1015 (350)	1	\$0	\$15,000	\$9,500	\$10,000
		22131	OCEAN	STBGP-D00S (595)	1	\$9,500	\$1		\$425.00
		22462	MONMOUTH	STATE	1	\$1	\$2,295		\$1,000
		22464	MONMOUTH	N/A	1	\$12,575	\$1		\$10,000
		2022Q3	22144	OCEAN	NHP-0072 (311)	1	\$1.00	\$1.00	
	22146		HUNTERDON	0078 (334)	1	\$0	\$7,800	\$7,553	\$3,000
	22147		OCEAN	NHP-0009 (331)	1	\$20,000			\$1,000
	22150		MONMOUTH	NHP-0035 (334)	1	\$20,000			\$16,000
	22471		MIDDLESEX	STATE	1	\$1	\$25,000	\$15,000	\$35,000
	23701		MIDDLESEX	N/A	1	\$10,000			\$35,000
	2022Q4	22155	SOMERSET	NHPP-0206 (335)	1	\$5,000			\$2,000
		23404	HUNTERDON	STATE	1	\$12,588	\$12,588	\$0	\$5,000
		23406	MONMOUTH	STATE	1	\$10,070	\$1	\$1	\$5,000
		23412	MONMOUTH	STBGP-FLEX-D00S (630)	1	\$10,000	\$19,000		\$20,000
		23423	HUNTERDON	N/A	1	\$0.01	\$1.00	\$1.00	\$5,000
		23426	HUNTERDON	N/A	1	\$25,000	\$1	\$1	\$5,000



HISTORICAL BID PRICE LISTING  
BY REGION

REGION: C

PAY ITEM	CALENDAR QUARTER	CONTRACT NUMBER	COUNTY LOCATION	PROJECT DESCRIPTION	BID QUANTITY	AWARD PRICE	SECOND BIDDER	THIRD BIDDER	ESTIMATE
POLLUTION LIABILITY INSURANCE / DOLL									
152015P	(cont)	23429	MIDDLESEX	N/A	1	\$1.00	\$1.00	\$0.01	\$6,500
		23432	HUNTERDON	N/A	1	\$0.01	\$1.00	\$1.00	\$5,000
		23435	HUNTERDON	N/A	1	\$1	\$12,500	\$1	\$5,000
	2023Q1	22451	HUNTERDON	NHP-0040 (315)	1	\$2,500	\$5,000	\$14,000	\$144.63
		23446	MONMOUTH	N/A	1	\$12,563	\$1		\$10,000
		23449	MONMOUTH	N/A	1	\$18,000	\$16,500		\$15,000

HISTORICAL BID PRICE LISTING  
BY REGION

REGION: C

PAY ITEM	CALENDAR QUARTER	CONTRACT NUMBER	COUNTY LOCATION	PROJECT DESCRIPTION	BID QUANTITY	AWARD PRICE	SECOND BIDDER	THIRD BIDDER	ESTIMATE
-----									
PROGRESS SCHEDULE / LS									
153003P	2022Q2	22104	MERCER	NHP-0029 (328)	1	\$38,000			\$6,500
		22107	OCEAN	NHP-0009 (328)	1	\$15,000	\$15,000	\$115,000	\$60,000
		22108	MERCER	NHP-0029 (327)	1	\$7,500	\$2,750	\$10,000	\$8,000
		22112	MERCER	NHP-0029 (329)	1	\$65,000	\$5,000	\$10,000	\$70,000
		22113	SOMERSET	NHP-0022 (351)	1	\$3,250	\$5,250	\$11,500	\$10,000
		22116	MERCER	CRRSAA-FLEX-0027 (304)	1	\$650	\$2,000	\$6,500	\$5,000
		22118	MIDDLESEX	NHP- 0018 (308)	1	\$8,725	\$2,500	\$4,200	\$8,000
		22119	SOMERSET	NHP-0078 (332)	1	\$9,000	\$4,000	\$6,000	\$25,000
		22120	MIDDLESEX	NHP-0018 (309)	1	\$12,500	\$25,000	\$125,000	\$100,000
		22121	MONMOUTH	NHP-1015 (350)	1	\$4,500	\$8,000	\$4,000	\$15,000
		22131	OCEAN	STBGP-D00S (595)	1	\$2,500	\$2,500		\$8,000
	2022Q3	22144	OCEAN	NHP-0072 (311)	1	\$3,400	\$10,000		\$8,000
		22146	HUNTERDON	0078 (334)	1	\$5,000	\$2,240	\$5,250	\$10,000
		22147	OCEAN	NHP-0009 (331)	1	\$38,000			\$8,000
		22150	MONMOUTH	NHP-0035 (334)	1	\$38,000			\$8,000
	2022Q4	22155	SOMERSET	NHPP-0206 (335)	1	\$38,000			\$8,000
-----									
PROGRESS SCHEDULE UPDATE / U									
153005M	2022Q2	22108	MERCER	NHP-0029 (327)	5	\$1,850	\$275	\$100	\$424.00
		22116	MERCER	CRRSAA-FLEX-0027 (304)	5	\$200.00	\$500.00	\$495.00	\$264.00
		22118	MIDDLESEX	NHP- 0018 (308)	6	\$725.00	\$500.00	\$525.00	\$600.00
		22104	MERCER	NHP-0029 (328)	7	\$6,500			\$553.00
		22113	SOMERSET	NHP-0022 (351)	8	\$450.00	\$525.00	\$775.00	\$1,200
		22121	MONMOUTH	NHP-1015 (350)	9	\$680.00	\$800.00	\$500.00	\$700.00
		22119	SOMERSET	NHP-0078 (332)	11	\$750.00	\$500.00	\$750.00	\$500.00
		22131	OCEAN	STBGP-D00S (595)	13	\$500.00	\$500.00		\$1,200
		22107	OCEAN	NHP-0009 (328)	20	\$200	\$1,000	\$850	\$480.00
		22120	MIDDLESEX	NHP-0018 (309)	25	\$700.00	\$700.00	\$848.00	\$460.00
		22112	MERCER	NHP-0029 (329)	39	\$600.00	\$1.00	\$500.00	\$600.00
	2022Q3	22144	OCEAN	NHP-0072 (311)	4	\$600	\$2,500		\$600.00
		22147	OCEAN	NHP-0009 (331)	4	\$8,000			\$519.00
		22150	MONMOUTH	NHP-0035 (334)	4	\$8,000			\$600.00
		22146	HUNTERDON	0078 (334)	7	\$0.02	\$280.00	\$630.00	\$400.00

HISTORICAL BID PRICE LISTING  
BY REGION

REGION: C

PAY ITEM	CALENDAR QUARTER	CONTRACT NUMBER	COUNTY LOCATION	PROJECT DESCRIPTION	BID QUANTITY	AWARD PRICE	SECOND BIDDER	THIRD BIDDER	ESTIMATE
-----									
PROGRESS SCHEDULE UPDATE / U									
153005M	2022Q4	22155	SOMERSET	NHPP-0206 (335)	3	\$8,000			\$500.00
-----									
BAR CHART PROGRESS SCHEDULE AND UPDATES / LS									
153009P	2022Q3	22471	MIDDLESEX	STATE	1	\$25,000	\$6,500	\$500	\$5,000
		23701	MIDDLESEX	N/A	1	\$500.00			\$5,000
	2022Q4	23404	HUNTERDON	STATE	1	\$4,500	\$4,500	\$7,285	\$5,000
		23406	MONMOUTH	STATE	1	\$4,500	\$500	\$550	\$5,000
-----									
TRAINEES / HOUR									
153011M	2022Q2	22118	MIDDLESEX	NHP- 0018 (308)	300	\$5.00	\$1.00	\$1.00	\$1.00
		22131	OCEAN	STBGP-D00S (595)	750	\$0.01	\$1.00		\$1.00
		22121	MONMOUTH	NHP-1015 (350)	1,920	\$0.01	\$0.01	\$1.00	\$1.00
		22113	SOMERSET	NHP-0022 (351)	2,550	\$1.00	\$1.00	\$4.00	\$1.00
		22119	SOMERSET	NHP-0078 (332)	2,820	\$0.01	\$1.00	\$0.01	\$1.00
		22112	MERCER	NHP-0029 (329)	8,270	\$0.01	\$1.00	\$0.01	\$1.00
		22107	OCEAN	NHP-0009 (328)	11,520	\$0.01	\$1.00	\$0.01	\$1.00
		22120	MIDDLESEX	NHP-0018 (309)	18,660	\$0.01	\$0.01	\$0.05	\$1.00
	2022Q3	22146	HUNTERDON	0078 (334)	1,500	\$0.02	\$1.00	\$1.00	\$2.00
		22150	MONMOUTH	NHP-0035 (334)	2,200	\$120.00			\$1.00
	2022Q4	22155	SOMERSET	NHPP-0206 (335)	300	\$150.00			\$1.00
		23412	MONMOUTH	STBGP-FLEX-D00S (630)	750	\$0.80	\$0.80		\$0.80
	2023Q1	22451	HUNTERDON	NHP-0040 (315)	1,630	\$50.00	\$1.00	\$1.00	\$1.00

HISTORICAL BID PRICE LISTING  
BY REGION

REGION: C

PAY ITEM	CALENDAR QUARTER	CONTRACT NUMBER	COUNTY LOCATION	PROJECT DESCRIPTION	BID QUANTITY	AWARD PRICE	SECOND BIDDER	THIRD BIDDER	ESTIMATE
MOBILIZATION / LS									
154003P	2022Q2	22104	MERCER	NHP-0029 (328)	1	\$195,000			\$235,000
		22107	OCEAN	NHP-0009 (328)	1	\$4,725,000	\$5,200,000	\$5,900,000	\$8,000,000
		22108	MERCER	NHP-0029 (327)	1	\$325,000	\$493,000	\$450,000	\$370,000
		22112	MERCER	NHP-0029 (329)	1	\$2,800,000	\$2,877,000	\$3,000,000	\$4,700,000
		22113	SOMERSET	NHP-0022 (351)	1	\$650,000	\$339,000	\$542,600	\$850,000
		22116	MERCER	CRRSAA-FLEX-0027 (304)	1	\$76,000	\$122,000	\$383,500	\$70,000
		22118	MIDDLESEX	NHP- 0018 (308)	1	\$269,302	\$200,000	\$250,000	\$265,000
		22119	SOMERSET	NHP-0078 (332)	1	\$610,000	\$530,000	\$870,000	\$520,000
		22120	MIDDLESEX	NHP-0018 (309)	1	\$8,612,479	\$8,700,000	\$10000000	\$11000000
		22121	MONMOUTH	NHP-1015 (350)	1	\$425,000	\$400,000	\$250,000	\$396,000
		22131	OCEAN	STBGP-D00S (595)	1	\$295,000	\$529,738		\$420,000
	2022Q3	22144	OCEAN	NHP-0072 (311)	1	\$240,155	\$492,402		\$230,000
		22146	HUNTERDON	0078 (334)	1	\$419,870	\$470,512	\$383,535	\$530,000
		22147	OCEAN	NHP-0009 (331)	1	\$345,000			\$420,000
		22150	MONMOUTH	NHP-0035 (334)	1	\$265,000			\$420,000
		22471	MIDDLESEX	STATE	1	\$500,000	\$1,300,000	\$1,200,000	\$200,000
		23701	MIDDLESEX	N/A	1	\$1,400,000			\$1,350,000
	2022Q4	22155	SOMERSET	NHPP-0206 (335)	1	\$246,000			\$270,000
		23404	HUNTERDON	STATE	1	\$549,771	\$549,771	\$285,000	\$468,403
		23406	MONMOUTH	STATE	1	\$393,710	\$594,977	\$800,000	\$379,249
	2023Q1	22451	HUNTERDON	NHP-0040 (315)	1	\$400,000	\$540,000	\$2,575,000	\$250,000
		23446	MONMOUTH	N/A	1	\$5,530	\$92,000		\$349,900

HISTORICAL BID PRICE LISTING  
BY REGION

REGION: C

PAY ITEM	CALENDAR QUARTER	CONTRACT NUMBER	COUNTY LOCATION	PROJECT DESCRIPTION	BID QUANTITY	AWARD PRICE	SECOND BIDDER	THIRD BIDDER	ESTIMATE
-----									
FIELD OFFICE TYPE A SET UP / U									
155003M	2022Q3	22471	MIDDLESEX	STATE	1	\$15,000	\$30,000	\$60,000	\$20,000
		23701	MIDDLESEX	N/A	1	\$20,000			\$20,000
-----									
FIELD OFFICE TYPE B SET UP / U									
155006M	2022Q4	23404	HUNTERDON	STATE	1	\$35,000	\$35,000	\$35,000	\$20,000
		23406	MONMOUTH	STATE	1	\$25,500	\$25,000	\$11,000	\$20,000
		23412	MONMOUTH	STBGP-FLEX-D00S (630)	1	\$20,000	\$5,000		\$11,000
-----									
FIELD OFFICE TYPE C SET UP / U									
155009M	2022Q3	22147	OCEAN	NHP-0009 (331)	1	\$45,000			\$32,100
-----									
FIELD OFFICE TYPE D SET UP / U									
155012M	2022Q2	22104	MERCER	NHP-0029 (328)	1	\$45,000			\$53,230
		22121	MONMOUTH	NHP-1015 (350)	1	\$30,000	\$50,000	\$25,000	\$40,000
-----									
FIELD OFFICE TYPE E SET UP / U									
155015M	2022Q2	22108	MERCER	NHP-0029 (327)	1	\$25,000	\$35,000	\$50,000	\$37,630
		22113	SOMERSET	NHP-0022 (351)	1	\$11,000	\$35,000	\$45,200	\$50,000
		22116	MERCER	CRRSAA-FLEX-0027 (304)	1	\$29,000	\$30,000	\$50,000	\$37,630
		22118	MIDDLESEX	NHP- 0018 (308)	1	\$38,600	\$15,000	\$35,000	\$37,630
		22119	SOMERSET	NHP-0078 (332)	1	\$30,000	\$35,000	\$40,000	\$28,000
		22131	OCEAN	STBGP-D00S (595)	1	\$30,000	\$50,000		\$55,000
	2022Q3	22144	OCEAN	NHP-0072 (311)	1	\$27,000	\$45,000		\$37,254
		22146	HUNTERDON	0078 (334)	1	\$40,000	\$20,000	\$22,360	\$20,000
		22150	MONMOUTH	NHP-0035 (334)	1	\$45,000			\$42,000
	2022Q4	22155	SOMERSET	NHPP-0206 (335)	1	\$45,000			\$38,000
	2023Q1	22451	HUNTERDON	NHP-0040 (315)	1	\$40,000	\$27,500	\$30,000	\$50,000

HISTORICAL BID PRICE LISTING  
BY REGION

REGION: C

PAY ITEM	CALENDAR QUARTER	CONTRACT NUMBER	COUNTY LOCATION	PROJECT DESCRIPTION	BID QUANTITY	AWARD PRICE	SECOND BIDDER	THIRD BIDDER	ESTIMATE
-----									
FIELD OFFICE TYPE F SET UP / U									
155018M	2022Q2	22107	OCEAN	NHP-0009 (328)	1	\$75,000	\$2,500	\$322,458	\$62,000
		22112	MERCER	NHP-0029 (329)	1	\$171,500	\$60,000	\$60,000	\$60,000
		22120	MIDDLESEX	NHP-0018 (309)	1	\$75,000	\$100,000	\$781,150	\$64,000
-----									
FIELD OFFICE TYPE A MAINTENANCE / MO									
155021M	2022Q3	22471	MIDDLESEX	STATE	4	\$2,500	\$2,800	\$3,000	\$2,500
		23701	MIDDLESEX	N/A	5	\$1,200			\$2,500
-----									
FIELD OFFICE TYPE B MAINTENANCE / MO									
155024M	2022Q4	23406	MONMOUTH	STATE	12	\$3,500	\$3,000	\$4,500	\$2,500
		23412	MONMOUTH	STBGP-FLEX-D00S (630)	12	\$3,000	\$3,000		\$2,000
		23404	HUNTERDON	STATE	14	\$3,500	\$3,500	\$3,000	\$2,500
-----									
FIELD OFFICE TYPE C MAINTENANCE / MO									
155027M	2022Q3	22147	OCEAN	NHP-0009 (331)	10	\$6,500			\$3,736
-----									
FIELD OFFICE TYPE D MAINTENANCE / MO									
155030M	2022Q2	22104	MERCER	NHP-0029 (328)	17	\$6,500			\$5,000
		22121	MONMOUTH	NHP-1015 (350)	17	\$3,000	\$5,000	\$3,000	\$4,000
-----									
FIELD OFFICE TYPE E MAINTENANCE / MO									
155033M	2022Q2	22108	MERCER	NHP-0029 (327)	12	\$6,000	\$4,250	\$3,500	\$3,810
		22116	MERCER	CRRSAA-FLEX-0027 (304)	12	\$2,500	\$4,000	\$5,000	\$4,000
		22113	SOMERSET	NHP-0022 (351)	15	\$4,800	\$3,500	\$5,530	\$3,560
		22118	MIDDLESEX	NHP- 0018 (308)	15	\$5,520	\$5,000	\$3,500	\$3,810
		22131	OCEAN	STBGP-D00S (595)	25	\$3,500	\$5,000		\$3,500
		22119	SOMERSET	NHP-0078 (332)	27	\$3,500	\$3,500	\$3,500	\$3,500
	2022Q3	22144	OCEAN	NHP-0072 (311)	10	\$3,200	\$5,000		\$4,344

HISTORICAL BID PRICE LISTING  
BY REGION

REGION: C

PAY ITEM	CALENDAR QUARTER	CONTRACT NUMBER	COUNTY LOCATION	PROJECT DESCRIPTION	BID QUANTITY	AWARD PRICE	SECOND BIDDER	THIRD BIDDER	ESTIMATE
-----									
FIELD OFFICE TYPE E MAINTENANCE / MO									
155033M	(cont)	22150	MONMOUTH	NHP-0035 (334)	10	\$7,500			\$6,000
		22146	HUNTERDON	0078 (334)	14	\$3,500	\$2,500	\$3,500	\$3,500
	2022Q4	22155	SOMERSET	NHPP-0206 (335)	11	\$8,000			\$4,500
	2023Q1	22451	HUNTERDON	NHP-0040 (315)	15	\$3,000	\$2,000	\$3,500	\$4,000
-----									
FIELD OFFICE TYPE F MAINTENANCE / MO									
155036M	2022Q2	22112	MERCER	NHP-0029 (329)	42	\$150	\$3,000	\$3,000	\$3,000
		22107	OCEAN	NHP-0009 (328)	44	\$4,000	\$5,500	\$500	\$4,360
		22120	MIDDLESEX	NHP-0018 (309)	60	\$4,500	\$6,000	\$1,000	\$3,255

HISTORICAL BID PRICE LISTING  
BY REGION

REGION: C

PAY ITEM	CALENDAR QUARTER	CONTRACT NUMBER	COUNTY LOCATION	PROJECT DESCRIPTION	BID QUANTITY	AWARD PRICE	SECOND BIDDER	THIRD BIDDER	ESTIMATE
-----									
MATERIALS FIELD LABORATORY SET-UP / U									
156003M	2022Q2	22107	OCEAN	NHP-0009 (328)	1	\$20,000	\$60,000	\$7,500	\$1,450
		22120	MIDDLESEX	NHP-0018 (309)	1	\$25,000	\$30,000	\$10,000	\$16,045
		22121	MONMOUTH	NHP-1015 (350)	1	\$12,500	\$15,000	\$35,000	\$15,000
-----									
MATERIALS FIELD LABORATORY MAINTENANCE / MO									
156006M	2022Q2	22121	MONMOUTH	NHP-1015 (350)	15	\$1,500	\$1,000	\$3,500	\$1,250
		22107	OCEAN	NHP-0009 (328)	39	\$1,000	\$5,000	\$100	\$1,025
		22120	MIDDLESEX	NHP-0018 (309)	60	\$2,400	\$3,500	\$10	\$1,470
-----									
CURING FACILITY SET-UP / U									
156009M	2022Q2	22107	OCEAN	NHP-0009 (328)	1	\$5,000	\$8,500	\$1,500	\$5,374
		22120	MIDDLESEX	NHP-0018 (309)	1	\$5,000	\$2,500	\$1,000	\$12,000
-----									
CURING FACILITY MAINTENANCE / MO									
156012M	2022Q2	22107	OCEAN	NHP-0009 (328)	40	\$200.00	\$800.00	\$50.00	\$347.00
		22120	MIDDLESEX	NHP-0018 (309)	51	\$300.00	\$500.00	\$100.00	\$1,200
-----									
NUCLEAR DENSITY GAUGE / U									
156015M	2022Q2	22107	OCEAN	NHP-0009 (328)	1	\$10,000	\$20,000	\$8,500	\$2,832
		22120	MIDDLESEX	NHP-0018 (309)	1	\$15,000	\$10,000	\$9,000	\$6,500
-----									
CONCRETE COMPRESSION TESTING EQUIPMENT / U									
156021M	2022Q2	22120	MIDDLESEX	NHP-0018 (309)	1	\$10,000	\$7,500	\$5,000	\$10,000



HISTORICAL BID PRICE LISTING  
BY REGION

REGION: C

PAY ITEM	CALENDAR QUARTER	CONTRACT NUMBER	COUNTY LOCATION	PROJECT DESCRIPTION	BID QUANTITY	AWARD PRICE	SECOND BIDDER	THIRD BIDDER	ESTIMATE
CONSTRUCTION LAYOUT / DOLL									
157004M	2022Q2	22104	MERCER	NHP-0029 (328)	1	\$35,000			\$70,000
		22107	OCEAN	NHP-0009 (328)	1	\$400,000	\$700,000	\$575,000	\$850,000
		22108	MERCER	NHP-0029 (327)	1	\$750	\$37,000	\$100,000	\$70,000
		22112	MERCER	NHP-0029 (329)	1	\$150,000	\$225,000	\$200,000	\$600,000
		22113	SOMERSET	NHP-0022 (351)	1	\$13,250	\$7,500	\$5,000	\$110,000
		22116	MERCER	CRRSAA-FLEX-0027 (304)	1	\$7,500	\$10,000	\$8,930	\$30,000
		22118	MIDDLESEX	NHP- 0018 (308)	1	\$3,000	\$10,000	\$5,000	\$70,000
		22119	SOMERSET	NHP-0078 (332)	1	\$100,000	\$75,000	\$262,000	\$185,000
		22120	MIDDLESEX	NHP-0018 (309)	1	\$1,250,000	\$2,750,000	\$625,000	\$850,000
		22121	MONMOUTH	NHP-1015 (350)	1	\$30,000	\$34,000	\$50,000	\$85,000
		22131	OCEAN	STBGP-D00S (595)	1	\$15,000	\$25,000		\$70,000
	2022Q3	22144	OCEAN	NHP-0072 (311)	1	\$2,000	\$50		\$65,000
		22146	HUNTERDON	0078 (334)	1	\$0	\$7,750	\$10,000	\$110,000
		22147	OCEAN	NHP-0009 (331)	1	\$38,000			\$65,000
		22150	MONMOUTH	NHP-0035 (334)	1	\$38,000			\$65,000
		22471	MIDDLESEX	STATE	1	\$10,000	\$15,000	\$5,000	\$70,000
		23701	MIDDLESEX	N/A	1	\$5,000			\$70,000
	2022Q4	22155	SOMERSET	NHPP-0206 (335)	1	\$38,000			\$70,000
		23404	HUNTERDON	STATE	1	\$7,500	\$7,500	\$1,000	\$25,000
		23406	MONMOUTH	STATE	1	\$7,500	\$5,500	\$18,500	\$25,000
-----									
MONUMENT / U									
157006M	2022Q2	22107	OCEAN	NHP-0009 (328)	42	\$800	\$18	\$1,000	\$700.00

HISTORICAL BID PRICE LISTING  
BY REGION

REGION: C

PAY ITEM	CALENDAR QUARTER	CONTRACT NUMBER	COUNTY LOCATION	PROJECT DESCRIPTION	BID QUANTITY	AWARD PRICE	SECOND BIDDER	THIRD BIDDER	ESTIMATE
-----									
CAUTION FENCE / LF									
158003M	2022Q2	22107	OCEAN	NHP-0009 (328)	127	\$5.00	\$9.00	\$10.00	\$10.00
		22120	MIDDLESEX	NHP-0018 (309)	2,037	\$6.75	\$8.00	\$11.00	\$10.00
-----									
SILT FENCE / LF									
158006M	2022Q2	22121	MONMOUTH	NHP-1015 (350)	830	\$3.00	\$14.00	\$8.00	\$6.00
	2022Q3	22144	OCEAN	NHP-0072 (311)	200	\$3.00	\$250.00		\$5.00
		22147	OCEAN	NHP-0009 (331)	500	\$37.55			\$4.00
	2022Q4	23404	HUNTERDON	STATE	500	\$0.01	\$0.01	\$0.02	\$1.00
		23406	MONMOUTH	STATE	500	\$0.01	\$0.01	\$0.01	\$1.00
		22155	SOMERSET	NHPP-0206 (335)	1,000	\$41.43			\$7.00
-----									
HEAVY DUTY SILT FENCE, ORANGE / LF									
158009M	2022Q2	22113	SOMERSET	NHP-0022 (351)	200	\$0.01	\$1.00	\$1.00	\$4.00
		22112	MERCER	NHP-0029 (329)	892	\$13.00	\$6.00	\$7.00	\$8.00
		22104	MERCER	NHP-0029 (328)	1,000	\$30.79			\$9.00
		22120	MIDDLESEX	NHP-0018 (309)	2,760	\$8.25	\$6.50	\$15.00	\$6.00
		22107	OCEAN	NHP-0009 (328)	70,586	\$5.00	\$9.00	\$16.00	\$5.00
	2022Q3	22146	HUNTERDON	0078 (334)	1,000	\$0.02	\$30.00	\$1.00	\$1.00
		22150	MONMOUTH	NHP-0035 (334)	1,000	\$49.59			\$11.00
-----									
HEAVY DUTY SILT FENCE, BLACK / LF									
158012M	2022Q2	22118	MIDDLESEX	NHP- 0018 (308)	500	\$1.00	\$0.01	\$1.50	\$9.00
		22112	MERCER	NHP-0029 (329)	1,223	\$13.00	\$6.00	\$7.00	\$6.00
		22131	OCEAN	STBGP-D00S (595)	1,600	\$5.95	\$15.00		\$5.00
		22119	SOMERSET	NHP-0078 (332)	2,675	\$6.75	\$7.00	\$8.00	\$8.00
		22120	MIDDLESEX	NHP-0018 (309)	19,756	\$8.25	\$6.50	\$15.00	\$5.00
		22108	MERCER	NHP-0029 (327)	20,767	\$0.50	\$10.00	\$7.00	\$9.00
-----									
HAYBALE / U									
158015M	2022Q2	22121	MONMOUTH	NHP-1015 (350)	8	\$25.00	\$30.00	\$10.00	\$40.00

HISTORICAL BID PRICE LISTING  
BY REGION

REGION: C

PAY ITEM	CALENDAR QUARTER	CONTRACT NUMBER	COUNTY LOCATION	PROJECT DESCRIPTION	BID QUANTITY	AWARD PRICE	SECOND BIDDER	THIRD BIDDER	ESTIMATE
-----									
HAYBALE / U									
158015M	(cont)	22112	MERCER	NHP-0029 (329)	25	\$10.00	\$25.00	\$40.00	\$20.00
		22107	OCEAN	NHP-0009 (328)	100	\$5.00	\$50.00	\$10.00	\$38.00
	2022Q3	22150	MONMOUTH	NHP-0035 (334)	25	\$180.00			\$40.00
-----									
INLET FILTER TYPE 2, 2' X 4' / U									
158030M	2022Q2	22116	MERCER	CRRSAA-FLEX-0027 (304)	2	\$300.00	\$500.00	\$50.75	\$155.00
		22121	MONMOUTH	NHP-1015 (350)	2	\$175.00	\$150.00	\$100.00	\$140.00
		22119	SOMERSET	NHP-0078 (332)	5	\$275.00	\$100.00	\$411.00	\$225.00
		22108	MERCER	NHP-0029 (327)	20	\$250.00	\$225.00	\$100.00	\$153.00
		22131	OCEAN	STBGP-D00S (595)	37	\$110.00	\$500.00		\$170.00
		22118	MIDDLESEX	NHP- 0018 (308)	90	\$5.00	\$1.00	\$50.00	\$19.00
		22112	MERCER	NHP-0029 (329)	202	\$175.00	\$1.00	\$120.00	\$70.00
		22113	SOMERSET	NHP-0022 (351)	366	\$15.00	\$1.00	\$5.00	\$170.00
		22107	OCEAN	NHP-0009 (328)	379	\$170.00	\$250.00	\$150.00	\$120.00
		22120	MIDDLESEX	NHP-0018 (309)	1,019	\$171.00	\$50.00	\$125.00	\$80.00
	2022Q3	22147	OCEAN	NHP-0009 (331)	80	\$466.37			\$58.00
		22144	OCEAN	NHP-0072 (311)	97	\$165.00	\$285.00		\$130.00
		22146	HUNTERDON	0078 (334)	112	\$0.02	\$400.00	\$50.00	\$50.00
	2022Q4	23404	HUNTERDON	STATE	100	\$1.00	\$1.00	\$0.02	\$40.00
		23406	MONMOUTH	STATE	100	\$1.00	\$1.00	\$100.00	\$40.00
-----									
INLET FILTER TYPE 2, 4' X 4' / U									
158033M	2022Q2	22108	MERCER	NHP-0029 (327)	3	\$450.00	\$250.00	\$212.00	\$179.00
		22131	OCEAN	STBGP-D00S (595)	5	\$150.00	\$550.00		\$220.00
		22118	MIDDLESEX	NHP- 0018 (308)	10	\$19.00	\$1.00	\$55.00	\$163.00
		22112	MERCER	NHP-0029 (329)	27	\$200.00	\$1.00	\$180.00	\$80.00
		22113	SOMERSET	NHP-0022 (351)	40	\$15.00	\$1.00	\$10.00	\$320.00
		22107	OCEAN	NHP-0009 (328)	57	\$170.00	\$300.00	\$175.00	\$150.00
		22120	MIDDLESEX	NHP-0018 (309)	59	\$265.00	\$75.00	\$160.00	\$120.00
	2022Q3	22146	HUNTERDON	0078 (334)	6	\$0.02	\$300.00	\$100.00	\$50.00

HISTORICAL BID PRICE LISTING  
BY REGION

REGION: C

PAY ITEM	CALENDAR QUARTER	CONTRACT NUMBER	COUNTY LOCATION	PROJECT DESCRIPTION	BID QUANTITY	AWARD PRICE	SECOND BIDDER	THIRD BIDDER	ESTIMATE
INLET FILTER TYPE 2, 4' X 4' / U									
158033M	(cont)	22144	OCEAN	NHP-0072 (311)	8	\$275.00	\$10.00		\$150.00
		22147	OCEAN	NHP-0009 (331)	10	\$839.50			\$87.00
	2022Q4	23404	HUNTERDON	STATE	25	\$1.00	\$1.00	\$0.02	\$60.00
		23406	MONMOUTH	STATE	25	\$1.00	\$1.00	\$100.00	\$60.00
-----									
FLOATING TURBIDITY BARRIER, TYPE 3 / LF									
158048M	2022Q2	22121	MONMOUTH	NHP-1015 (350)	150	\$10.00	\$30.00	\$75.00	\$60.00
		22112	MERCER	NHP-0029 (329)	1,046	\$40.00	\$25.00	\$35.00	\$65.00
-----									
SEDIMENT CONTROL BAG / SF									
158054M	2022Q2	22107	OCEAN	NHP-0009 (328)	450	\$0.01	\$5.00	\$1.00	\$6.00
		22112	MERCER	NHP-0029 (329)	1,500	\$1.00	\$1.00	\$11.00	\$1.00
-----									
CONSTRUCTION DRIVEWAY / T									
158060M	2022Q2	22112	MERCER	NHP-0029 (329)	143	\$60.00	\$55.00	\$85.00	\$45.00
		22120	MIDDLESEX	NHP-0018 (309)	180	\$70.00	\$100.00	\$45.00	\$29.00
		22107	OCEAN	NHP-0009 (328)	185	\$50.00	\$55.00	\$55.00	\$91.00
-----									
CONCRETE WASHOUT SYSTEM / LS									
158063P	2022Q2	22107	OCEAN	NHP-0009 (328)	1	\$10,000	\$3,500	\$5,000	\$20,000
		22108	MERCER	NHP-0029 (327)	1	\$750	\$6,000	\$2,000	\$15,000
		22112	MERCER	NHP-0029 (329)	1	\$2,000	\$6,000	\$10,000	\$6,200
		22113	SOMERSET	NHP-0022 (351)	1	\$500	\$1,500	\$500	\$15,000
		22116	MERCER	CRRSAA-FLEX-0027 (304)	1	\$2,500	\$2,500	\$10,000	\$15,000
		22118	MIDDLESEX	NHP- 0018 (308)	1	\$1,500	\$500	\$1,500	\$15,000
		22119	SOMERSET	NHP-0078 (332)	1	\$7,500	\$5,000	\$8,263	\$5,000
		22120	MIDDLESEX	NHP-0018 (309)	1	\$20,000	\$40,000	\$10,000	\$7,000
		22121	MONMOUTH	NHP-1015 (350)	1	\$2,500	\$3,000	\$2,500	\$1,500
		22131	OCEAN	STBGP-D00S (595)	1	\$5,000	\$1,000		\$15,000

HISTORICAL BID PRICE LISTING  
BY REGION

REGION: C

PAY ITEM	CALENDAR QUARTER	CONTRACT NUMBER	COUNTY LOCATION	PROJECT DESCRIPTION	BID QUANTITY	AWARD PRICE	SECOND BIDDER	THIRD BIDDER	ESTIMATE
-----									
CONCRETE WASHOUT SYSTEM / LS									
158063P	2022Q3	22146	HUNTERDON	0078 (334)	1	\$0	\$3,500	\$500	\$3,000
	2022Q4	23404	HUNTERDON	STATE	1	\$21,500	\$21,500	\$5,000	\$5,000
		23406	MONMOUTH	STATE	1	\$2,500	\$1,000	\$5,000	\$5,000
-----									
BIORETENTION SYSTEM / SY									
158068P	2022Q2	22120	MIDDLESEX	NHP-0018 (309)	1,348	\$100.00	\$200.00	\$160.00	\$120.00
-----									
OIL ONLY EMERGENCY SPILL KIT, TYPE 1 / U									
158072M	2022Q2	22113	SOMERSET	NHP-0022 (351)	1	\$1,000	\$500	\$150	\$600.00
		22131	OCEAN	STBGP-D00S (595)	1	\$0	\$1,000		\$600.00
		22464	MONMOUTH	N/A	1	\$1.00	\$1.00		\$500.00
		22104	MERCER	NHP-0029 (328)	2	\$1,500			\$784.00
		22107	OCEAN	NHP-0009 (328)	2	\$1,000	\$1,300	\$1,000	\$462.00
		22108	MERCER	NHP-0029 (327)	2	\$750	\$1,500	\$2,000	\$613.00
		22112	MERCER	NHP-0029 (329)	2	\$1,000	\$2,000	\$1,200	\$1,100
		22116	MERCER	CRRSAA-FLEX-0027 (304)	2	\$0.01	\$0.01	\$250.00	\$620.00
		22118	MIDDLESEX	NHP- 0018 (308)	2	\$150	\$1,100	\$500	\$600.00
		22119	SOMERSET	NHP-0078 (332)	2	\$1,396	\$1,200	\$850	\$500.00
		22120	MIDDLESEX	NHP-0018 (309)	2	\$1,000	\$1,500	\$1,000	\$642.00
		22121	MONMOUTH	NHP-1015 (350)	2	\$1,000	\$1,000	\$1,200	\$750.00
	2022Q3	22146	HUNTERDON	0078 (334)	1	\$1,500	\$500	\$250	\$1,000
		22471	MIDDLESEX	STATE	1	\$7,500	\$2,500	\$500	\$2,250
		23701	MIDDLESEX	N/A	1	\$500.00			\$2,250
		22147	OCEAN	NHP-0009 (331)	2	\$2,500			\$670.00
		22150	MONMOUTH	NHP-0035 (334)	2	\$2,500			\$850.00
	2022Q4	22155	SOMERSET	NHPP-0206 (335)	1	\$2,500			\$800.00
		23404	HUNTERDON	STATE	2	\$500.00	\$500.00	\$500.00	\$1,000
		23404	HUNTERDON	STATE	2	\$1.00	\$1.00	\$0.02	\$1,500
		23406	MONMOUTH	STATE	2	\$100.00	\$1.00	\$250.00	\$1,000
		23406	MONMOUTH	STATE	2	\$1.00	\$0.01	\$0.01	\$1,500
	2023Q1	23446	MONMOUTH	N/A	1	\$10.00	\$1.00		\$500.00

HISTORICAL BID PRICE LISTING  
BY REGION

REGION: C

PAY ITEM	CALENDAR QUARTER	CONTRACT NUMBER	COUNTY LOCATION	PROJECT DESCRIPTION	BID QUANTITY	AWARD PRICE	SECOND BIDDER	THIRD BIDDER	ESTIMATE
OIL ONLY EMERGENCY SPILL KIT, TYPE 1 / U									
158072M	(cont)	23449	MONMOUTH	N/A	1	\$1,000	\$3,000		\$1,000
-----									
EROSION CONTROL SEDIMENT REMOVAL / CY									
158084M	2022Q2	22108	MERCER	NHP-0029 (327)	10	\$291.00	\$200.00	\$100.00	\$40.00
		22113	SOMERSET	NHP-0022 (351)	10	\$1.00	\$25.00	\$1.00	\$55.00
		22118	MIDDLESEX	NHP- 0018 (308)	10	\$1.00	\$1.00	\$40.00	\$40.00
		22119	SOMERSET	NHP-0078 (332)	10	\$1.00	\$0.10	\$112.00	\$100.00
		22121	MONMOUTH	NHP-1015 (350)	10	\$0.01	\$100.00	\$1.00	\$65.00
		22131	OCEAN	STBGP-D00S (595)	50	\$0.01	\$50.00		\$35.00
		22112	MERCER	NHP-0029 (329)	117	\$1.00	\$1.00	\$0.01	\$42.00
		22120	MIDDLESEX	NHP-0018 (309)	500	\$0.01	\$1.00	\$1.00	\$15.00
		22107	OCEAN	NHP-0009 (328)	1,000	\$0.01	\$35.00	\$7.00	\$5.00
-----									
TEMPORARY RIPRAP / CY									
158087M	2022Q2	22121	MONMOUTH	NHP-1015 (350)	5	\$72.00	\$200.00	\$250.00	\$200.00
-----									
BASIN SAND LAYER / CY									
158095M	2022Q2	22107	OCEAN	NHP-0009 (328)	363	\$60.00	\$75.00	\$130.00	\$63.00

HISTORICAL BID PRICE LISTING  
BY REGION

REGION: C

PAY ITEM	CALENDAR QUARTER	CONTRACT NUMBER	COUNTY LOCATION	PROJECT DESCRIPTION	BID QUANTITY	AWARD PRICE	SECOND BIDDER	THIRD BIDDER	ESTIMATE
-----									
BREAKAWAY BARRICADE / U									
159003M	2022Q2	22118	MIDDLESEX	NHP- 0018 (308)	15	\$1.00	\$150.00	\$125.00	\$80.00
		22116	MERCER	CRRSAA-FLEX-0027 (304)	30	\$0.01	\$0.01	\$130.00	\$90.00
		22121	MONMOUTH	NHP-1015 (350)	40	\$100.00	\$150.00	\$115.00	\$75.00
		22108	MERCER	NHP-0029 (327)	42	\$10.00	\$75.00	\$150.00	\$80.00
		22104	MERCER	NHP-0029 (328)	60	\$1.00			\$40.00
		22112	MERCER	NHP-0029 (329)	100	\$130.00	\$1.00	\$0.01	\$55.00
		22131	OCEAN	STBGP-D00S (595)	100	\$0.01	\$0.01		\$100.00
		22113	SOMERSET	NHP-0022 (351)	110	\$1.00	\$1.00	\$1.00	\$110.00
		22119	SOMERSET	NHP-0078 (332)	117	\$115.00	\$95.00	\$121.00	\$80.00
		22120	MIDDLESEX	NHP-0018 (309)	170	\$0.01	\$125.00	\$123.00	\$50.00
		22107	OCEAN	NHP-0009 (328)	475	\$0.01	\$45.00	\$120.00	\$20.00
	2022Q3	22144	OCEAN	NHP-0072 (311)	48	\$0	\$1,000		\$20.00
		22150	MONMOUTH	NHP-0035 (334)	150	\$1.00			\$90.00
		22146	HUNTERDON	0078 (334)	160	\$0.02	\$150.00	\$1.00	\$5.00
		22147	OCEAN	NHP-0009 (331)	250	\$1.00			\$80.00
	2022Q4	23412	MONMOUTH	STBGP-FLEX-D00S (630)	25	\$0.01	\$0.01		\$20.00
		23404	HUNTERDON	STATE	100	\$1.00	\$1.00	\$0.02	\$15.00
		23406	MONMOUTH	STATE	100	\$1.00	\$0.01	\$0.01	\$15.00
		22155	SOMERSET	NHPP-0206 (335)	130	\$1.00			\$55.00
		23404	HUNTERDON	STATE	250	\$1.00	\$1.00	\$0.02	\$15.00
		23406	MONMOUTH	STATE	250	\$1.00	\$0.01	\$1.00	\$15.00
	2023Q1	22451	HUNTERDON	NHP-0040 (315)	104	\$1.00	\$1.00	\$1.00	\$50.00
-----									
DRUM / U									
159006M	2022Q2	22116	MERCER	CRRSAA-FLEX-0027 (304)	60	\$0.01	\$0.01	\$62.00	\$50.00
		22119	SOMERSET	NHP-0078 (332)	100	\$65.00	\$55.00	\$61.00	\$50.00
		22121	MONMOUTH	NHP-1015 (350)	100	\$80.00	\$60.00	\$55.00	\$60.00
		22131	OCEAN	STBGP-D00S (595)	200	\$0.01	\$0.01		\$50.00
		22104	MERCER	NHP-0029 (328)	250	\$1.00			\$34.00
		22118	MIDDLESEX	NHP- 0018 (308)	250	\$1.00	\$1.00	\$1.00	\$50.00
		22112	MERCER	NHP-0029 (329)	346	\$58.00	\$1.00	\$65.00	\$50.00
		22113	SOMERSET	NHP-0022 (351)	350	\$1.00	\$1.00	\$1.00	\$50.00
		22108	MERCER	NHP-0029 (327)	420	\$7.50	\$65.00	\$75.00	\$50.00

HISTORICAL BID PRICE LISTING  
BY REGION

REGION: C

PAY ITEM	CALENDAR QUARTER	CONTRACT NUMBER	COUNTY LOCATION	PROJECT DESCRIPTION	BID QUANTITY	AWARD PRICE	SECOND BIDDER	THIRD BIDDER	ESTIMATE
DRUM / U									
159006M	(cont)	22120	MIDDLESEX	NHP-0018 (309)	610	\$0.01	\$100.00	\$58.00	\$50.00
		22107	OCEAN	NHP-0009 (328)	900	\$0.01	\$35.00	\$56.00	\$50.00
	2022Q3	22150	MONMOUTH	NHP-0035 (334)	100	\$1.00			\$50.00
		22144	OCEAN	NHP-0072 (311)	156	\$0.01	\$250.00		\$50.00
		22147	OCEAN	NHP-0009 (331)	250	\$1.00			\$50.00
		22146	HUNTERDON	0078 (334)	300	\$0.02	\$60.00	\$1.00	\$50.00
	2022Q4	23412	MONMOUTH	STBGP-FLEX-D00S (630)	25	\$0.01	\$0.01		\$20.00
		23404	HUNTERDON	STATE	50	\$1.00	\$1.00	\$500.00	\$10.00
		23406	MONMOUTH	STATE	50	\$1.00	\$0.01	\$0.01	\$10.00
		23404	HUNTERDON	STATE	100	\$1.00	\$1.00	\$0.02	\$10.00
		23406	MONMOUTH	STATE	100	\$1.00	\$0.01	\$1.00	\$10.00
		22155	SOMERSET	NHPP-0206 (335)	300	\$1.00			\$50.00
	2023Q1	22451	HUNTERDON	NHP-0040 (315)	100	\$1.00	\$1.00	\$1.00	\$25.00
-----									
TRAFFIC CONE / U									
159009M	2022Q2	22119	SOMERSET	NHP-0078 (332)	100	\$22.00	\$15.00	\$19.00	\$15.00
		22121	MONMOUTH	NHP-1015 (350)	100	\$20.00	\$15.00	\$15.00	\$25.00
		22116	MERCER	CRRSAA-FLEX-0027 (304)	120	\$0.01	\$0.01	\$20.00	\$20.00
		22131	OCEAN	STBGP-D00S (595)	200	\$0.01	\$0.01		\$5.00
		22104	MERCER	NHP-0029 (328)	250	\$25.00			\$10.00
		22118	MIDDLESEX	NHP- 0018 (308)	500	\$1.00	\$17.75	\$15.00	\$15.00
		22120	MIDDLESEX	NHP-0018 (309)	500	\$0.01	\$40.00	\$19.00	\$7.00
		22113	SOMERSET	NHP-0022 (351)	700	\$17.25	\$15.00	\$1.00	\$22.00
		22108	MERCER	NHP-0029 (327)	850	\$3.00	\$12.00	\$18.00	\$15.00
		22107	OCEAN	NHP-0009 (328)	900	\$0.01	\$12.00	\$20.00	\$15.00
	2022Q3	22144	OCEAN	NHP-0072 (311)	156	\$0.01	\$20.00		\$20.00
		22147	OCEAN	NHP-0009 (331)	250	\$25.00			\$10.00
		22146	HUNTERDON	0078 (334)	600	\$0.02	\$35.00	\$15.50	\$3.00
		22150	MONMOUTH	NHP-0035 (334)	1,000	\$25.00			\$11.00
	2022Q4	23404	HUNTERDON	STATE	250	\$1.00	\$1.00	\$500.00	\$10.00
		23406	MONMOUTH	STATE	250	\$1.00	\$0.01	\$0.01	\$10.00



HISTORICAL BID PRICE LISTING  
BY REGION

REGION: C

PAY ITEM	CALENDAR QUARTER	CONTRACT NUMBER	COUNTY LOCATION	PROJECT DESCRIPTION	BID QUANTITY	AWARD PRICE	SECOND BIDDER	THIRD BIDDER	ESTIMATE
-----									
TRAFFIC CONE / U									
159009M	(cont)	22155	SOMERSET	NHPP-0206 (335)	800	\$25.00			\$10.00
		23412	MONMOUTH	STBGP-FLEX-D00S (630)	1,500	\$1.00	\$15.00		\$20.00
		23404	HUNTERDON	STATE	2,000	\$1.00	\$1.00	\$0.02	\$10.00
		23406	MONMOUTH	STATE	2,000	\$1.00	\$0.01	\$1.00	\$10.00
	2023Q1	22451	HUNTERDON	NHP-0040 (315)	3,000	\$1.00	\$1.00	\$1.00	\$20.00
-----									
CONSTRUCTION SIGNS / SF									
159012M	2022Q2	22116	MERCER	CRRSAA-FLEX-0027 (304)	421	\$15.00	\$20.00	\$11.00	\$25.00
		22121	MONMOUTH	NHP-1015 (350)	1,170	\$14.00	\$40.00	\$15.00	\$15.00
		22119	SOMERSET	NHP-0078 (332)	1,190	\$19.50	\$200.00	\$23.00	\$15.00
		22112	MERCER	NHP-0029 (329)	1,388	\$20.00	\$17.00	\$23.00	\$15.00
		22108	MERCER	NHP-0029 (327)	1,428	\$33.85	\$25.00	\$18.00	\$9.00
		22118	MIDDLESEX	NHP- 0018 (308)	1,433	\$16.50	\$14.50	\$15.75	\$9.00
		22104	MERCER	NHP-0029 (328)	1,715	\$22.80			\$17.00
		22131	OCEAN	STBGP-D00S (595)	1,879	\$16.00	\$0.01		\$10.00
		22120	MIDDLESEX	NHP-0018 (309)	3,459	\$0.01	\$22.00	\$20.00	\$12.00
		22113	SOMERSET	NHP-0022 (351)	3,644	\$14.00	\$14.60	\$1.00	\$11.00
		22107	OCEAN	NHP-0009 (328)	7,410	\$0.01	\$15.00	\$30.00	\$10.00
	2022Q3	22147	OCEAN	NHP-0009 (331)	947	\$21.60			\$15.00
		22146	HUNTERDON	0078 (334)	1,501	\$0.02	\$15.00	\$16.85	\$15.00
		22150	MONMOUTH	NHP-0035 (334)	1,856	\$21.60			\$20.00
		22144	OCEAN	NHP-0072 (311)	1,998	\$17.00	\$20.00		\$5.00
	2022Q4	23412	MONMOUTH	STBGP-FLEX-D00S (630)	800	\$0.01	\$0.01		\$15.00
		22155	SOMERSET	NHPP-0206 (335)	1,995	\$21.60			\$20.00
		23404	HUNTERDON	STATE	2,000	\$1.00	\$1.00	\$0.02	\$10.00
		23406	MONMOUTH	STATE	2,000	\$1.00	\$0.01	\$0.01	\$10.00
		23404	HUNTERDON	STATE	6,000	\$1.00	\$1.00	\$0.02	\$10.00
		23406	MONMOUTH	STATE	6,000	\$1.00	\$0.01	\$1.00	\$10.00
	2023Q1	22451	HUNTERDON	NHP-0040 (315)	1,000	\$1.00	\$1.00	\$1.00	\$10.00
-----									
CONSTRUCTION IDENTIFICATION SIGN, 4' X 8 / U									
159015M	2022Q2	22104	MERCER	NHP-0029 (328)	2	\$1,500			\$1,500

HISTORICAL BID PRICE LISTING  
BY REGION

REGION: C

PAY ITEM	CALENDAR QUARTER	CONTRACT NUMBER	COUNTY LOCATION	PROJECT DESCRIPTION	BID QUANTITY	AWARD PRICE	SECOND BIDDER	THIRD BIDDER	ESTIMATE
CONSTRUCTION IDENTIFICATION SIGN, 4' X 8 / U									
159015M	(cont)	22107	OCEAN	NHP-0009 (328)	2	\$1,500	\$1,100	\$1,000	\$1,168
		22108	MERCER	NHP-0029 (327)	2	\$2,500	\$1,100	\$1,100	\$1,100
		22112	MERCER	NHP-0029 (329)	2	\$1,000	\$750	\$900	\$1,200
		22113	SOMERSET	NHP-0022 (351)	2	\$1,000	\$950	\$850	\$2,200
		22116	MERCER	CRRSAA-FLEX-0027 (304)	2	\$2,000	\$1,000	\$440	\$1,300
		22118	MIDDLESEX	NHP- 0018 (308)	2	\$870	\$1,000	\$1,100	\$1,300
		22119	SOMERSET	NHP-0078 (332)	2	\$950	\$1,500	\$992	\$1,125
		22120	MIDDLESEX	NHP-0018 (309)	2	\$1,500	\$1,000	\$750	\$1,200
		22121	MONMOUTH	NHP-1015 (350)	2	\$900	\$2,000	\$1,500	\$1,500
		22131	OCEAN	STBGP-D00S (595)	6	\$1,000	\$1,500		\$900.00
	2022Q3	22144	OCEAN	NHP-0072 (311)	2	\$1,000	\$10,000		\$1,002
		22150	MONMOUTH	NHP-0035 (334)	2	\$1,500			\$1,580
	2022Q4	22155	SOMERSET	NHPP-0206 (335)	2	\$1,500			\$1,200
-----									
CONSTRUCTION IDENTIFICATION SIGN, 6' X 1 / U									
159018M	2022Q3	22471	MIDDLESEX	STATE	1	\$5,000	\$4,500	\$1,500	\$2,500
		23701	MIDDLESEX	N/A	1	\$1,500			\$2,500
		22146	HUNTERDON	0078 (334)	2	\$1,500	\$1,350	\$1,418	\$1,500
		22147	OCEAN	NHP-0009 (331)	2	\$2,500			\$2,000
-----									
CONSTRUCTION BARRIER CURB / LF									
159021P	2022Q2	22121	MONMOUTH	NHP-1015 (350)	400	\$20.00	\$100.00	\$100.00	\$75.00
		22131	OCEAN	STBGP-D00S (595)	460	\$50.00	\$50.00		\$70.00
		22107	OCEAN	NHP-0009 (328)	2,546	\$20.00	\$40.00	\$60.00	\$60.00
		22108	MERCER	NHP-0029 (327)	2,920	\$7.50	\$32.00	\$50.00	\$68.00
		22119	SOMERSET	NHP-0078 (332)	3,330	\$56.00	\$100.00	\$102.00	\$60.00
		22112	MERCER	NHP-0029 (329)	5,500	\$80.00	\$1.00	\$40.00	\$110.00
		22120	MIDDLESEX	NHP-0018 (309)	20,680	\$75.00	\$1.00	\$80.00	\$75.00
-----									
FLASHING ARROW BOARD, 4' X 8' / U									
159027M	2022Q2	22104	MERCER	NHP-0029 (328)	2	\$5,000			\$331.00

HISTORICAL BID PRICE LISTING  
BY REGION

REGION: C

PAY ITEM	CALENDAR QUARTER	CONTRACT NUMBER	COUNTY LOCATION	PROJECT DESCRIPTION	BID QUANTITY	AWARD PRICE	SECOND BIDDER	THIRD BIDDER	ESTIMATE
FLASHING ARROW BOARD, 4' X 8' / U									
159027M	(cont)	22108	MERCER	NHP-0029 (327)	2	\$3,500	\$3,000	\$5,400	\$1,500
		22116	MERCER	CRRSAA-FLEX-0027 (304)	2	\$250	\$0	\$2,735	\$1,700
		22118	MIDDLESEX	NHP- 0018 (308)	2	\$1,000	\$1,200	\$100	\$1,500
		22121	MONMOUTH	NHP-1015 (350)	2	\$630	\$6,000	\$2,000	\$1,500
		22112	MERCER	NHP-0029 (329)	4	\$250	\$2,500	\$2,500	\$1,600
		22119	SOMERSET	NHP-0078 (332)	4	\$2,000	\$4,000	\$607	\$1,000
		22131	OCEAN	STBGP-D00S (595)	4	\$0.01	\$0.01		\$1,500
		22107	OCEAN	NHP-0009 (328)	6	\$4,500	\$2,500	\$1,500	\$2,000
		22113	SOMERSET	NHP-0022 (351)	6	\$1.00	\$100.00	\$1.00	\$2,000
		22120	MIDDLESEX	NHP-0018 (309)	10	\$2,500	\$2,500	\$250	\$1,400
	2022Q3	22144	OCEAN	NHP-0072 (311)	2	\$500	\$1,000		\$153.00
		22150	MONMOUTH	NHP-0035 (334)	2	\$2,000			\$1,690
		22147	OCEAN	NHP-0009 (331)	4	\$2,000			\$1,250
		22146	HUNTERDON	0078 (334)	6	\$0.02	\$1.00	\$100.00	\$100.00
	2022Q4	22155	SOMERSET	NHPP-0206 (335)	4	\$2,000			\$500.00
		23404	HUNTERDON	STATE	8	\$1.00	\$1.00	\$0.02	\$1,000
		23406	MONMOUTH	STATE	8	\$1.00	\$0.01	\$50.00	\$1,000
		23412	MONMOUTH	STBGP-FLEX-D00S (630)	8	\$1,000	\$0		\$2,500
	2023Q1	22451	HUNTERDON	NHP-0040 (315)	8	\$100.00	\$1.00	\$1.00	\$1,000
-----									
PORTABLE VARIABLE MESSAGE SIGN W/REMOTE / U									
159029M	2022Q2	22112	MERCER	NHP-0029 (329)	2	\$500	\$40,000	\$7,500	\$30,000
		22120	MIDDLESEX	NHP-0018 (309)	6	\$20,000	\$19,000	\$500	\$8,800
	2023Q1	22451	HUNTERDON	NHP-0040 (315)	8	\$500.00	\$100.00	\$1.00	\$5,000
-----									
PORTABLE VARIABLE MESSAGE SIGN / U									
159030M	2022Q2	22108	MERCER	NHP-0029 (327)	2	\$6,500	\$8,600	\$20,000	\$5,600
		22116	MERCER	CRRSAA-FLEX-0027 (304)	2	\$15,000	\$5,000	\$3,290	\$12,000
		22121	MONMOUTH	NHP-1015 (350)	2	\$13,200	\$10,000	\$8,000	\$5,000
		22104	MERCER	NHP-0029 (328)	3	\$18,000			\$4,412

HISTORICAL BID PRICE LISTING  
BY REGION

REGION: C

PAY ITEM	CALENDAR QUARTER	CONTRACT NUMBER	COUNTY LOCATION	PROJECT DESCRIPTION	BID QUANTITY	AWARD PRICE	SECOND BIDDER	THIRD BIDDER	ESTIMATE
-----									
PORTABLE VARIABLE MESSAGE SIGN / U									
159030M	(cont)	22113	SOMERSET	NHP-0022 (351)	4	\$5,000	\$2,500	\$1	\$8,000
		22119	SOMERSET	NHP-0078 (332)	4	\$3,000	\$6,000	\$9,112	\$4,800
		22131	OCEAN	STBGP-D00S (595)	5	\$0	\$15,000		\$5,700
		22107	OCEAN	NHP-0009 (328)	6	\$15,000	\$9,000	\$5,000	\$2,545
		22118	MIDDLESEX	NHP- 0018 (308)	8	\$1	\$3,000	\$100	\$1,400
	2022Q3	22150	MONMOUTH	NHP-0035 (334)	2	\$18,000			\$7,040
		22146	HUNTERDON	0078 (334)	4	\$5,000	\$1	\$2,500	\$4,000
		22147	OCEAN	NHP-0009 (331)	6	\$18,000			\$1,700
	2022Q4	22155	SOMERSET	NHPP-0206 (335)	6	\$18,000			\$5,000
		23412	MONMOUTH	STBGP-FLEX-D00S (630)	6	\$1,000	\$1,000		\$3,500
		23404	HUNTERDON	STATE	8	\$100.00	\$100.00	\$0.02	\$5,000
		23406	MONMOUTH	STATE	8	\$100.00	\$250.00	\$50.00	\$5,000
-----									
PORTABLE TRAILER MOUNTED CCTV CAMERA ASS / U									
159032M	2022Q2	22120	MIDDLESEX	NHP-0018 (309)	4	\$20,000	\$25,000	\$30,000	\$20,000
-----									
TEMPORARY CRASH CUSHION, INERTIAL BARRIE / U									
159051M	2022Q2	22121	MONMOUTH	NHP-1015 (350)	1	\$5,000	\$5,000	\$10,000	\$10,000
		22107	OCEAN	NHP-0009 (328)	6	\$0	\$7,500	\$8,500	\$7,500
		22120	MIDDLESEX	NHP-0018 (309)	27	\$0	\$1	\$10,000	\$8,000

HISTORICAL BID PRICE LISTING  
BY REGION

REGION: C

PAY ITEM	CALENDAR QUARTER	CONTRACT NUMBER	COUNTY LOCATION	PROJECT DESCRIPTION	BID QUANTITY	AWARD PRICE	SECOND BIDDER	THIRD BIDDER	ESTIMATE
TRAFFIC CONTROL TRUCK WITH MOUNTED CRASH / U									
159108M	2022Q2	22118	MIDDLESEX	NHP- 0018 (308)	1	\$18,500	\$25,000	\$25,000	\$10,000
		22104	MERCER	NHP-0029 (328)	2	\$10,000			\$10,000
		22108	MERCER	NHP-0029 (327)	2	\$25,000	\$17,000	\$57,000	\$10,000
		22112	MERCER	NHP-0029 (329)	2	\$1,000	\$45,000	\$35,000	\$10,000
		22116	MERCER	CRRSAA-FLEX-0027 (304)	2	\$5,000	\$0	\$5,000	\$12,000
		22121	MONMOUTH	NHP-1015 (350)	2	\$4,000	\$20,000	\$25,000	\$10,000
		22131	OCEAN	STBGP-D00S (595)	2	\$10,000	\$50,000		\$10,000
		22107	OCEAN	NHP-0009 (328)	4	\$75,000	\$15,000	\$7,500	\$10,000
		22113	SOMERSET	NHP-0022 (351)	4	\$14,500	\$5,000	\$1	\$10,000
		22119	SOMERSET	NHP-0078 (332)	5	\$1,500	\$25,000	\$30,000	\$10,000
		22120	MIDDLESEX	NHP-0018 (309)	10	\$50,000	\$7,500	\$1,000	\$10,000
	2022Q3	22144	OCEAN	NHP-0072 (311)	2	\$3,500	\$0		\$10,000
		22150	MONMOUTH	NHP-0035 (334)	2	\$7,500			\$10,000
		22146	HUNTERDON	0078 (334)	4	\$0.02	\$1.00	\$100.00	\$10,000
		22147	OCEAN	NHP-0009 (331)	4	\$7,500			\$10,000
	2022Q4	22155	SOMERSET	NHPP-0206 (335)	2	\$7,500			\$10,000
		23404	HUNTERDON	STATE	8	\$100.00	\$100.00	\$0.02	\$15,000
		23406	MONMOUTH	STATE	8	\$100	\$250	\$1,000	\$15,000
		23412	MONMOUTH	STBGP-FLEX-D00S (630)	8	\$20,000	\$20,000		\$20,000
	2023Q1	22451	HUNTERDON	NHP-0040 (315)	8	\$500.00	\$100.00	\$1.00	\$15,000
-----									
REMOVABLE BLACK LINE MASKING TAPE, 6" / LF									
159114M	2022Q2	22112	MERCER	NHP-0029 (329)	10,000	\$2.60	\$1.10	\$1.25	\$1.50
-----									
TEMPORARY PAVEMENT MARKING TAPE, 4" / LF									
159120M	2022Q2	22112	MERCER	NHP-0029 (329)	10,000	\$1.90	\$1.00	\$1.00	\$3.00
-----									
TEMPORARY TRAFFIC STRIPES, 4" / LF									
159126M	2022Q2	22112	MERCER	NHP-0029 (329)	107,102	\$0.26	\$0.25	\$0.55	\$0.50

HISTORICAL BID PRICE LISTING  
BY REGION

REGION: C

PAY ITEM	CALENDAR QUARTER	CONTRACT NUMBER	COUNTY LOCATION	PROJECT DESCRIPTION	BID QUANTITY	AWARD PRICE	SECOND BIDDER	THIRD BIDDER	ESTIMATE
-----									
TEMPORARY TRAFFIC STRIPES, 4" / LF									
159126M	2022Q4	22155	SOMERSET	NHPP-0206 (335)	294,300	\$0.32			\$0.50
-----									
TEMPORARY PAVEMENT MARKERS / U									
159135M	2022Q2	22121	MONMOUTH	NHP-1015 (350)	60	\$50.00	\$25.00	\$5.00	\$2.00
-----									
HMA PATCH / T									
159138M	2022Q2	22116	MERCER	CRRSAA-FLEX-0027 (304)	10	\$0.01	\$400.00	\$85.00	\$200.00
		22119	SOMERSET	NHP-0078 (332)	10	\$375	\$1,000	\$300	\$260.00
		22118	MIDDLESEX	NHP- 0018 (308)	15	\$50.00	\$175.00	\$100.00	\$250.00
		22104	MERCER	NHP-0029 (328)	23	\$800.00			\$136.00
		22131	OCEAN	STBGP-D00S (595)	25	\$400.00	\$200.00		\$84.00
		22108	MERCER	NHP-0029 (327)	100	\$275.00	\$350.00	\$110.00	\$84.00
		22107	OCEAN	NHP-0009 (328)	120	\$0.01	\$210.00	\$150.00	\$80.00
		22113	SOMERSET	NHP-0022 (351)	150	\$150.00	\$100.00	\$1.00	\$325.00
		22120	MIDDLESEX	NHP-0018 (309)	325	\$0.01	\$300.00	\$160.00	\$275.00
	2022Q3	22144	OCEAN	NHP-0072 (311)	10	\$1.00	\$250.00		\$63.00
		22147	OCEAN	NHP-0009 (331)	25	\$1,000			\$220.00
		22150	MONMOUTH	NHP-0035 (334)	31	\$1,000			\$310.00
		22146	HUNTERDON	0078 (334)	50	\$0.02	\$20.00	\$200.00	\$150.00
	2022Q4	22155	SOMERSET	NHPP-0206 (335)	15	\$1,000			\$300.00
		23404	HUNTERDON	STATE	100	\$100.00	\$100.00	\$0.02	\$170.00
		23406	MONMOUTH	STATE	100	\$100.00	\$100.00	\$0.01	\$120.00
	2023Q1	22451	HUNTERDON	NHP-0040 (315)	204	\$200	\$60	\$1,200	\$420.00
-----									
TRAFFIC DIRECTOR, FLAGGER / HOUR									
159141M	2022Q2	22116	MERCER	CRRSAA-FLEX-0027 (304)	80	\$135.00	\$0.01	\$148.00	\$90.00
		22464	MONMOUTH	N/A	150	\$1.00	\$1.00		\$75.00
		22119	SOMERSET	NHP-0078 (332)	200	\$1.00	\$100.00	\$121.00	\$70.00
		22121	MONMOUTH	NHP-1015 (350)	250	\$110.00	\$100.00	\$100.00	\$81.00

HISTORICAL BID PRICE LISTING  
BY REGION

REGION: C

PAY ITEM	CALENDAR QUARTER	CONTRACT NUMBER	COUNTY LOCATION	PROJECT DESCRIPTION	BID QUANTITY	AWARD PRICE	SECOND BIDDER	THIRD BIDDER	ESTIMATE
TRAFFIC DIRECTOR, FLAGGER / HOUR									
159141M	(cont)	22108	MERCER	NHP-0029 (327)	300	\$12.00	\$13.00	\$95.00	\$75.00
		22104	MERCER	NHP-0029 (328)	1,000	\$142.00			\$62.00
		22107	OCEAN	NHP-0009 (328)	1,000	\$125.00	\$100.00	\$0.01	\$60.00
		22120	MIDDLESEX	NHP-0018 (309)	2,500	\$115.00	\$120.00	\$0.01	\$90.00
	2022Q3	22146	HUNTERDON	0078 (334)	100	\$185.00	\$1.00	\$1.00	\$60.00
		22147	OCEAN	NHP-0009 (331)	500	\$150.00			\$50.00
	2022Q4	22155	SOMERSET	NHPP-0206 (335)	240	\$150.00			\$70.00
		23412	MONMOUTH	STBGP-FLEX-D00S (630)	600	\$1.00	\$0.01		\$100.00
		23404	HUNTERDON	STATE	1,000	\$1.00	\$1.00	\$0.02	\$80.00
		23406	MONMOUTH	STATE	1,000	\$1.00	\$0.01	\$1.00	\$80.00
		23406	MONMOUTH	STATE	1,400	\$1.00	\$1.00	\$97.00	\$77.00
		23404	HUNTERDON	STATE	1,888	\$1.00	\$1.00	\$150.00	\$90.00
	2023Q1	23446	MONMOUTH	N/A	150	\$15.00	\$1.00		\$75.00
		22451	HUNTERDON	NHP-0040 (315)	1,000	\$79.00	\$45.00	\$107.00	\$60.00
-----									
EMERGENCY TOWING SERVICE / U									
159144M	2022Q2	22107	OCEAN	NHP-0009 (328)	4	\$150.00	\$500.00	\$300.00	\$250.00
		22116	MERCER	CRRSAA-FLEX-0027 (304)	5	\$25.00	\$0.01	\$250.00	\$500.00
		22108	MERCER	NHP-0029 (327)	10	\$250.00	\$150.00	\$335.00	\$100.00
		22118	MIDDLESEX	NHP- 0018 (308)	10	\$1.00	\$1.00	\$1.00	\$100.00
		22119	SOMERSET	NHP-0078 (332)	10	\$190.00	\$0.10	\$400.00	\$150.00
	2022Q3	22146	HUNTERDON	0078 (334)	5	\$0.02	\$350.00	\$1.00	\$500.00
	2022Q4	23404	HUNTERDON	STATE	1	\$1.00	\$1.00	\$0.02	\$5,000
		23406	MONMOUTH	STATE	1	\$1.00	\$1.00	\$0.01	\$5,000
-----									
PEDESTRIAN BUSING DURING CONSTRUCTION / HOUR									
159185M	2022Q2	22120	MIDDLESEX	NHP-0018 (309)	635	\$0.01	\$95.00	\$75.00	\$135.00
-----									
SNOW REMOVAL / LS									
159190M	2022Q2	22108	MERCER	NHP-0029 (327)	1	\$500	\$2,000	\$10,000	\$15,000

HISTORICAL BID PRICE LISTING  
BY REGION

REGION: C

PAY ITEM	CALENDAR QUARTER	CONTRACT NUMBER	COUNTY LOCATION	PROJECT DESCRIPTION	BID QUANTITY	AWARD PRICE	SECOND BIDDER	THIRD BIDDER	ESTIMATE
-----									
TEMP CRASH CUSH, COMP BAR, TYPE 2, NARR / U									
159200M	2022Q2	22120	MIDDLESEX	NHP-0018 (309)	20	\$12,500	\$1	\$8,500	\$13,000
-----									
TEMP CRASH CUSH, COMP, TYPE 3, NARROW / U									
159212M	2022Q2	22119	SOMERSET	NHP-0078 (332)	1	\$17,500	\$20,000	\$18,393	\$23,500
		22131	OCEAN	STBGP-D00S (595)	1	\$4,857	\$7,500		\$16,200
		22108	MERCER	NHP-0029 (327)	2	\$12,750	\$11,000	\$30,000	\$17,000
		22112	MERCER	NHP-0029 (329)	2	\$8,000	\$9,000	\$20,000	\$17,000
		22107	OCEAN	NHP-0009 (328)	8	\$4,000	\$30,000	\$25,000	\$9,510



HISTORICAL BID PRICE LISTING  
BY REGION

REGION: C

PAY ITEM	CALENDAR QUARTER	CONTRACT NUMBER	COUNTY LOCATION	PROJECT DESCRIPTION	BID QUANTITY	AWARD PRICE	SECOND BIDDER	THIRD BIDDER	ESTIMATE
-----									
TRAFFIC STRIPES, LATEX, 4" / LF									
159300M	2022Q2	22108	MERCER	NHP-0029 (327)	1,200	\$1.25	\$1.40	\$1.73	\$0.40
		22121	MONMOUTH	NHP-1015 (350)	1,200	\$2.00	\$1.50	\$2.00	\$1.00
		22116	MERCER	CRRSAA-FLEX-0027 (304)	4,320	\$0.20	\$0.30	\$0.26	\$0.75
		22119	SOMERSET	NHP-0078 (332)	8,702	\$0.67	\$0.50	\$0.40	\$0.75
		22131	OCEAN	STBGP-D00S (595)	53,700	\$0.30	\$0.25		\$0.40
		22118	MIDDLESEX	NHP- 0018 (308)	125,140	\$0.27	\$0.22	\$0.21	\$0.30
		22120	MIDDLESEX	NHP-0018 (309)	300,000	\$0.21	\$0.30	\$0.22	\$1.00
		22107	OCEAN	NHP-0009 (328)	376,000	\$0.15	\$0.40	\$0.22	\$0.30
		22113	SOMERSET	NHP-0022 (351)	432,000	\$0.22	\$0.21	\$0.27	\$0.33
		22104	MERCER	NHP-0029 (328)	444,450	\$0.17			\$0.50
	2022Q3	22146	HUNTERDON	0078 (334)	23,720	\$0.02	\$0.20	\$0.22	\$0.25
		22144	OCEAN	NHP-0072 (311)	129,674	\$0.20	\$0.25		\$0.25
		22150	MONMOUTH	NHP-0035 (334)	160,459	\$0.54			\$1.00
		22147	OCEAN	NHP-0009 (331)	750,000	\$0.20			\$0.50
	2022Q4	23406	MONMOUTH	STATE	147,665	\$0.22	\$0.21	\$0.25	\$0.28
		23404	HUNTERDON	STATE	150,000	\$0.23	\$0.23	\$2.00	\$0.28
		23406	MONMOUTH	STATE	150,000	\$0.23	\$0.21	\$0.25	\$0.28
		23404	HUNTERDON	STATE	202,426	\$0.23	\$0.23	\$2.00	\$0.25
	2023Q1	22451	HUNTERDON	NHP-0040 (315)	1,000	\$1.00	\$1.00	\$2.00	\$5.00
-----									
TRAFFIC STRIPES, LATEX, 6" / LF									
159301M	2022Q2	22108	MERCER	NHP-0029 (327)	600	\$1.90	\$2.10	\$1.90	\$0.50
	2022Q3	22146	HUNTERDON	0078 (334)	216,138	\$0.02	\$0.30	\$0.26	\$0.50
	2022Q4	23404	HUNTERDON	STATE	37,500	\$0.23	\$0.23	\$0.02	\$0.43
		23406	MONMOUTH	STATE	37,500	\$0.23	\$0.21	\$0.25	\$0.43
-----									
TRAFFIC STRIPES, LATEX, 8" / LF									
159302M	2022Q2	22116	MERCER	CRRSAA-FLEX-0027 (304)	200	\$0.20	\$0.30	\$0.35	\$1.00
		22131	OCEAN	STBGP-D00S (595)	4,200	\$0.55	\$0.25		\$0.50

HISTORICAL BID PRICE LISTING  
BY REGION

REGION: C

PAY ITEM	CALENDAR QUARTER	CONTRACT NUMBER	COUNTY LOCATION	PROJECT DESCRIPTION	BID QUANTITY	AWARD PRICE	SECOND BIDDER	THIRD BIDDER	ESTIMATE
-----									
TRAFFIC STRIPES, LATEX, 8" / LF									
159302M	(cont)	22107	OCEAN	NHP-0009 (328)	21,700	\$0.15	\$0.40	\$0.22	\$0.50
	2022Q3	22147	OCEAN	NHP-0009 (331)	8,000	\$0.14			\$1.00
		22150	MONMOUTH	NHP-0035 (334)	9,915	\$0.49			\$0.50
	2022Q4	23406	MONMOUTH	STATE	3,626	\$0.22	\$0.21	\$0.25	\$0.50
		23404	HUNTERDON	STATE	6,955	\$0.23	\$0.23	\$0.02	\$0.28
		23404	HUNTERDON	STATE	10,000	\$0.23	\$0.23	\$0.02	\$0.55
		23406	MONMOUTH	STATE	10,000	\$0.23	\$0.21	\$0.25	\$0.55
-----									
TRAFFIC MARKINGS LINES, LATEX, 4" / LF									
159310M	2022Q4	23404	HUNTERDON	STATE	500	\$0.23	\$0.23	\$0.02	\$0.55
		23406	MONMOUTH	STATE	500	\$0.23	\$0.21	\$1.10	\$0.55
-----									
TRAFFIC MARKINGS LINES, LATEX, 6" / LF									
159311M	2022Q2	22120	MIDDLESEX	NHP-0018 (309)	15,000	\$0.21	\$0.32	\$0.22	\$2.00
-----									
TRAFFIC MARKINGS LINES, LATEX, 8" / LF									
159312M	2022Q2	22116	MERCER	CRRSAA-FLEX-0027 (304)	460	\$0.20	\$0.40	\$0.35	\$1.00
		22108	MERCER	NHP-0029 (327)	600	\$2.50	\$2.80	\$2.35	\$0.60
		22131	OCEAN	STBGP-D00S (595)	3,070	\$0.80	\$0.25		\$0.60
		22118	MIDDLESEX	NHP- 0018 (308)	11,330	\$0.01	\$0.22	\$0.01	\$0.40
		22107	OCEAN	NHP-0009 (328)	15,644	\$0.15	\$0.40	\$0.22	\$0.50
		22113	SOMERSET	NHP-0022 (351)	31,600	\$0.28	\$0.01	\$0.04	\$0.38
	2022Q3	22150	MONMOUTH	NHP-0035 (334)	3,645	\$0.49			\$0.50
		22146	HUNTERDON	0078 (334)	6,226	\$0.02	\$0.50	\$0.01	\$1.00
		22144	OCEAN	NHP-0072 (311)	8,818	\$0.20	\$20.00		\$0.50
		22147	OCEAN	NHP-0009 (331)	14,100	\$0.14			\$1.00
	2022Q4	23404	HUNTERDON	STATE	500	\$0.23	\$0.23	\$0.02	\$0.83
		23406	MONMOUTH	STATE	500	\$0.23	\$0.21	\$1.10	\$0.83

HISTORICAL BID PRICE LISTING  
BY REGION

REGION: C

PAY ITEM	CALENDAR QUARTER	CONTRACT NUMBER	COUNTY LOCATION	PROJECT DESCRIPTION	BID QUANTITY	AWARD PRICE	SECOND BIDDER	THIRD BIDDER	ESTIMATE
-----									
TRAFFIC MARKINGS LINES, LATEX, 8" / LF									
159312M	(cont)	23406	MONMOUTH	STATE	1,086	\$0.22	\$0.21	\$0.25	\$0.50
		23404	HUNTERDON	STATE	1,743	\$0.23	\$0.23	\$0.02	\$0.50
		22155	SOMERSET	NHPP-0206 (335)	6,600	\$0.13			\$0.40
-----									
TRAFFIC MARKINGS LINES, LATEX, 12" / LF									
159313M	2022Q2	22118	MIDDLESEX	NHP- 0018 (308)	110	\$0.05	\$0.22	\$0.01	\$0.50
		22113	SOMERSET	NHP-0022 (351)	800	\$0.39	\$0.01	\$0.03	\$0.50
		22104	MERCER	NHP-0029 (328)	825	\$0.60			\$1.00
	2022Q3	22144	OCEAN	NHP-0072 (311)	148	\$1.02	\$0.25		\$0.75
	2022Q4	22155	SOMERSET	NHPP-0206 (335)	1,500	\$0.15			\$0.60
-----									
TRAFFIC MARKINGS LINES, LATEX, 24" / LF									
159314M	2022Q2	22108	MERCER	NHP-0029 (327)	300	\$7.50	\$8.30	\$4.91	\$3.00
		22116	MERCER	CRRSAA-FLEX-0027 (304)	380	\$1.00	\$1.15	\$1.10	\$2.00
		22104	MERCER	NHP-0029 (328)	600	\$0.72			\$2.00
		22131	OCEAN	STBGP-D00S (595)	2,700	\$2.35	\$1.75		\$1.50
		22118	MIDDLESEX	NHP- 0018 (308)	4,460	\$0.05	\$1.65	\$0.01	\$0.60
		22113	SOMERSET	NHP-0022 (351)	9,000	\$0.43	\$0.01	\$0.02	\$0.70
		22107	OCEAN	NHP-0009 (328)	19,692	\$1.00	\$0.90	\$1.10	\$1.50
	2022Q3	22146	HUNTERDON	0078 (334)	1,325	\$0.02	\$1.00	\$0.26	\$1.00
		22144	OCEAN	NHP-0072 (311)	3,270	\$1.55	\$1.65		\$1.50
		22150	MONMOUTH	NHP-0035 (334)	10,881	\$0.54			\$1.00
		22147	OCEAN	NHP-0009 (331)	19,200	\$0.24			\$1.50
	2022Q4	22155	SOMERSET	NHPP-0206 (335)	1,800	\$2.40			\$1.20
		23404	HUNTERDON	STATE	2,500	\$0.23	\$0.23	\$0.02	\$3.30
		23406	MONMOUTH	STATE	2,500	\$1.05	\$1.00	\$1.65	\$3.30
		23406	MONMOUTH	STATE	3,414	\$1.05	\$1.00	\$1.10	\$1.70
		23404	HUNTERDON	STATE	5,443	\$0.23	\$0.23	\$0.02	\$1.25
-----									
TRAFFIC MARKINGS SYMBOLS, LATEX / SF									
159320M	2022Q2	22116	MERCER	CRRSAA-FLEX-0027 (304)	190	\$1.50	\$1.15	\$1.10	\$4.00

HISTORICAL BID PRICE LISTING  
BY REGION

REGION: C

PAY ITEM	CALENDAR QUARTER	CONTRACT NUMBER	COUNTY LOCATION	PROJECT DESCRIPTION	BID QUANTITY	AWARD PRICE	SECOND BIDDER	THIRD BIDDER	ESTIMATE
TRAFFIC MARKINGS	SYMBOLS,	LATEX / SF							
159320M	(cont)	22131	OCEAN	STBGP-D00S (595)	710	\$3.30	\$4.00		\$2.00
		22118	MIDDLESEX	NHP- 0018 (308)	4,540	\$0.10	\$2.75	\$0.01	\$0.90
		22113	SOMERSET	NHP-0022 (351)	13,000	\$0.59	\$0.01	\$0.05	\$0.60
		22107	OCEAN	NHP-0009 (328)	14,788	\$1.50	\$1.20	\$1.65	\$2.00
	2022Q3	22150	MONMOUTH	NHP-0035 (334)	735	\$2.40			\$1.50
		22146	HUNTERDON	0078 (334)	850	\$0.02	\$1.00	\$0.78	\$2.00
		22144	OCEAN	NHP-0072 (311)	2,696	\$2.10	\$2.75		\$2.00
		22147	OCEAN	NHP-0009 (331)	21,000	\$0.30			\$1.50
	2022Q4	23406	MONMOUTH	STATE	887	\$1.57	\$1.50	\$2.75	\$1.70
		23404	HUNTERDON	STATE	1,250	\$0.52	\$0.52	\$0.02	\$5.50
		23406	MONMOUTH	STATE	1,250	\$1.57	\$1.50	\$2.75	\$5.50
		23404	HUNTERDON	STATE	1,722	\$0.52	\$0.52	\$0.02	\$2.28
		22155	SOMERSET	NHPP-0206 (335)	2,208	\$1.20			\$0.40

HISTORICAL BID PRICE LISTING  
BY REGION

REGION: C

PAY ITEM	CALENDAR QUARTER	CONTRACT NUMBER	COUNTY LOCATION	PROJECT DESCRIPTION	BID QUANTITY	AWARD PRICE	SECOND BIDDER	THIRD BIDDER	ESTIMATE
-----									
FUEL PRICE ADJUSTMENT / DOLL									
160004M	2022Q2	22104	MERCER	NHP-0029 (328)	1	\$100.00			\$100.00
		22107	OCEAN	NHP-0009 (328)	1	\$142,600	\$142,600	\$142,600	\$142,600
		22108	MERCER	NHP-0029 (327)	1	\$600.00	\$600.00	\$600.00	\$600.00
		22112	MERCER	NHP-0029 (329)	1	\$14,200	\$14,200	\$14,200	\$14,200
		22113	SOMERSET	NHP-0022 (351)	1	\$35,100	\$35,100	\$35,100	\$35,100
		22116	MERCER	CRRSAA-FLEX-0027 (304)	1	\$400.00	\$400.00	\$400.00	\$400.00
		22118	MIDDLESEX	NHP- 0018 (308)	1	\$5,600	\$5,600	\$5,600	\$5,600
		22119	SOMERSET	NHP-0078 (332)	1	\$1,900	\$1,900	\$1,900	\$1,900
		22120	MIDDLESEX	NHP-0018 (309)	1	\$289,500	\$289,500	\$289,500	\$289,500
		22121	MONMOUTH	NHP-1015 (350)	1	\$800.00	\$800.00	\$800.00	\$800.00
		22131	OCEAN	STBGP-D00S (595)	1	\$11,000	\$11,000		\$11,000
		22464	MONMOUTH	N/A	1,000	\$1.00	\$1.00		\$1.00
	2022Q3	22144	OCEAN	NHP-0072 (311)	1	\$2,700	\$2,700		\$2,700
		22146	HUNTERDON	0078 (334)	1	\$13,900	\$13,900	\$13,900	\$13,900
		22147	OCEAN	NHP-0009 (331)	1	\$300.00			\$300.00
		22150	MONMOUTH	NHP-0035 (334)	1	\$100.00			\$100.00
	2022Q4	22155	SOMERSET	NHPP-0206 (335)	1	\$600.00			\$600.00
		23406	MONMOUTH	STATE	69,100	\$1.00	\$1.00	\$1.00	\$1.00
		23404	HUNTERDON	STATE	98,100	\$1.00	\$1.00	\$1.00	\$1.00
	2023Q1	23446	MONMOUTH	N/A	1,000	\$1.00	\$1.00		\$1.00
-----									
ASPHALT PRICE ADJUSTMENT / DOLL									
160007M	2022Q2	22104	MERCER	NHP-0029 (328)	1	\$100.00			\$100.00
		22107	OCEAN	NHP-0009 (328)	1	\$302,600	\$302,600	\$302,600	\$302,600
		22108	MERCER	NHP-0029 (327)	1	\$500.00	\$500.00	\$500.00	\$500.00
		22112	MERCER	NHP-0029 (329)	1	\$11,400	\$11,400	\$11,400	\$11,400
		22113	SOMERSET	NHP-0022 (351)	1	\$47,200	\$47,200	\$47,200	\$47,200
		22116	MERCER	CRRSAA-FLEX-0027 (304)	1	\$600.00	\$600.00	\$600.00	\$600.00
		22118	MIDDLESEX	NHP- 0018 (308)	1	\$11,900	\$11,900	\$11,900	\$11,900
		22119	SOMERSET	NHP-0078 (332)	1	\$2,400	\$2,400	\$2,400	\$2,400
		22120	MIDDLESEX	NHP-0018 (309)	1	\$581,500	\$581,500	\$581,500	\$581,500
		22121	MONMOUTH	NHP-1015 (350)	1	\$900.00	\$900.00	\$900.00	\$900.00
		22131	OCEAN	STBGP-D00S (595)	1	\$22,200	\$22,200		\$22,200

HISTORICAL BID PRICE LISTING  
BY REGION

REGION: C

PAY ITEM	CALENDAR QUARTER	CONTRACT NUMBER	COUNTY LOCATION	PROJECT DESCRIPTION	BID QUANTITY	AWARD PRICE	SECOND BIDDER	THIRD BIDDER	ESTIMATE
ASPHALT PRICE ADJUSTMENT / DOLL									
160007M	2022Q3	22144	OCEAN	NHP-0072 (311)	1	\$7,300	\$7,300		\$7,300
		22146	HUNTERDON	0078 (334)	1	\$52,100	\$52,100	\$52,100	\$52,100
		22147	OCEAN	NHP-0009 (331)	1	\$200.00			\$200.00
		22150	MONMOUTH	NHP-0035 (334)	1	\$100.00			\$100.00
	2022Q4	22155	SOMERSET	NHPP-0206 (335)	1	\$200.00			\$200.00
		23406	MONMOUTH	STATE	112,000	\$1.00	\$1.00	\$1.00	\$1.00
		23404	HUNTERDON	STATE	158,400	\$1.00	\$1.00	\$1.00	\$1.00

HISTORICAL BID PRICE LISTING  
BY REGION

REGION: C

PAY ITEM	CALENDAR QUARTER	CONTRACT NUMBER	COUNTY LOCATION	PROJECT DESCRIPTION	BID QUANTITY	AWARD PRICE	SECOND BIDDER	THIRD BIDDER	ESTIMATE
FINAL CLEANUP / LS									
161003P	2022Q2	22104	MERCER	NHP-0029 (328)	1	\$38,000			\$8,500
		22107	OCEAN	NHP-0009 (328)	1	\$100,000	\$15,000	\$25,000	\$30,000
		22108	MERCER	NHP-0029 (327)	1	\$14,500	\$5,500	\$1	\$8,500
		22112	MERCER	NHP-0029 (329)	1	\$10,000	\$100	\$10,000	\$27,000
		22113	SOMERSET	NHP-0022 (351)	1	\$9,500	\$5,000	\$3,000	\$15,000
		22116	MERCER	CRRSAA-FLEX-0027 (304)	1	\$15,500	\$25,000	\$5,600	\$7,000
		22118	MIDDLESEX	NHP- 0018 (308)	1	\$2,000	\$10,000	\$5,000	\$8,500
		22119	SOMERSET	NHP-0078 (332)	1	\$5,000	\$2,500	\$25,099	\$20,000
		22120	MIDDLESEX	NHP-0018 (309)	1	\$500,000	\$50,000	\$50,000	\$50,000
		22121	MONMOUTH	NHP-1015 (350)	1	\$15,000	\$12,000	\$2,500	\$10,000
		22131	OCEAN	STBGP-D00S (595)	1	\$25,000	\$20,000		\$8,500
	2022Q3	22144	OCEAN	NHP-0072 (311)	1	\$5,000	\$15,000		\$8,500
		22146	HUNTERDON	0078 (334)	1	\$100	\$15,586	\$2,500	\$15,000
		22147	OCEAN	NHP-0009 (331)	1	\$38,000			\$8,500
		22150	MONMOUTH	NHP-0035 (334)	1	\$38,000			\$8,500
		22471	MIDDLESEX	STATE	1	\$25,000	\$350,000	\$10,000	\$8,500
		23701	MIDDLESEX	N/A	1	\$5,000			\$8,500
	2022Q4	22155	SOMERSET	NHPP-0206 (335)	1	\$38,000			\$8,500
		23404	HUNTERDON	STATE	1	\$5,000	\$5,000	\$100	\$5,000

HISTORICAL BID PRICE LISTING  
 BY REGION

REGION: C

PAY ITEM	CALENDAR QUARTER	CONTRACT NUMBER	COUNTY LOCATION	PROJECT DESCRIPTION	BID QUANTITY	AWARD PRICE	SECOND BIDDER	THIRD BIDDER	ESTIMATE
VIBRATION MONITORING / LS									
162006P	2022Q2	22112	MERCER	NHP-0029 (329)	1	\$170,000	\$25,000	\$75,000	\$60,000
		22120	MIDDLESEX	NHP-0018 (309)	1	\$50,000	\$100,000	\$135,000	\$160,000
		22121	MONMOUTH	NHP-1015 (350)	1	\$23,500	\$18,000	\$25,000	\$20,000



HISTORICAL BID PRICE LISTING  
BY REGION

REGION: C

PAY ITEM	CALENDAR QUARTER	CONTRACT NUMBER	COUNTY LOCATION	PROJECT DESCRIPTION	BID QUANTITY	AWARD PRICE	SECOND BIDDER	THIRD BIDDER	ESTIMATE
CLEARING SITE / LS									
201003P	2022Q2	22104	MERCER	NHP-0029 (328)	1	\$40,000			\$40,000
		22107	OCEAN	NHP-0009 (328)	1	\$1,829,145	\$1,600,000	\$1,238,577	\$500,000
		22108	MERCER	NHP-0029 (327)	1	\$37,500	\$40,000	\$50,000	\$40,000
		22112	MERCER	NHP-0029 (329)	1	\$325,000	\$325,000	\$325,000	\$325,000
		22113	SOMERSET	NHP-0022 (351)	1	\$24,750	\$5,000	\$5,000	\$60,000
		22116	MERCER	CRRSAA-FLEX-0027 (304)	1	\$32,364	\$34,000	\$25,000	\$25,000
		22118	MIDDLESEX	NHP- 0018 (308)	1	\$4,000	\$40,000	\$5,000	\$40,000
		22119	SOMERSET	NHP-0078 (332)	1	\$65,000	\$150,000	\$150,000	\$150,000
		22120	MIDDLESEX	NHP-0018 (309)	1	\$500,000	\$500,000	\$500,000	\$500,000
		22121	MONMOUTH	NHP-1015 (350)	1	\$50,000	\$50,000	\$50,000	\$50,000
		22131	OCEAN	STBGP-D00S (595)	1	\$40,000	\$40,000		\$40,000
	2022Q3	22144	OCEAN	NHP-0072 (311)	1	\$40,000	\$25,000		\$40,000
		22146	HUNTERDON	0078 (334)	1	\$60,000	\$9,000	\$2,500	\$60,000
		22147	OCEAN	NHP-0009 (331)	1	\$40,000			\$40,000
		22150	MONMOUTH	NHP-0035 (334)	1	\$40,000			\$40,000
		22471	MIDDLESEX	STATE	1	\$125,000	\$15,000	\$1,000	\$40,000
		23701	MIDDLESEX	N/A	1	\$1,000			\$40,000
	2022Q4	22155	SOMERSET	NHPP-0206 (335)	1	\$40,000			\$40,000
		23404	HUNTERDON	STATE	1	\$5,000	\$5,000	\$5,000	\$20,000
		23406	MONMOUTH	STATE	1	\$8,400	\$5,000	\$5,000	\$20,000
	2023Q1	22451	HUNTERDON	NHP-0040 (315)	1	\$40,000	\$5,000	\$20,000	\$125,000
-----									
CLEARING SITE, BRIDGE ( ) / LS									
201006P	2022Q2	22119	SOMERSET	NHP-0078 (332)	1	\$111,000	\$110,000	\$111,000	\$111,000
		22119	SOMERSET	NHP-0078 (332)	1	\$112,000	\$112,000	\$112,000	\$112,000
		22121	MONMOUTH	NHP-1015 (350)	1	\$150,000	\$165,000	\$165,000	\$165,000
-----									
CLEARING SITE, STRUCTURE ( ) / LS									
201009P	2022Q2	22112	MERCER	NHP-0029 (329)	1	\$726,000	\$726,000	\$726,000	\$726,000
-----									
DEMOLITION ( ), PARCEL ( ) / U									
201033M	2022Q2	22107	OCEAN	NHP-0009 (328)	1	\$65,000	\$30,000	\$125,000	\$8,000

HISTORICAL BID PRICE LISTING  
 BY REGION

REGION: C

PAY ITEM	CALENDAR QUARTER	CONTRACT NUMBER	COUNTY LOCATION	PROJECT DESCRIPTION	BID QUANTITY	AWARD PRICE	SECOND BIDDER	THIRD BIDDER	ESTIMATE
-----									
TEMPORARY SHIELDING / LS									
201039P	2022Q2	22119	SOMERSET	NHP-0078 (332)	1	\$325,000	\$400,000	\$400,000	\$140,000
		22119	SOMERSET	NHP-0078 (332)	1	\$325,000	\$400,000	\$400,000	\$140,000
-----									
REMOVAL/DISPOSAL OF ASBESTOS ROOFING / SF									
201071P	2022Q2	22119	SOMERSET	NHP-0078 (332)	100	\$25.00	\$1.00	\$107.00	\$75.00
		22119	SOMERSET	NHP-0078 (332)	100	\$25.00	\$1.00	\$107.00	\$75.00

HISTORICAL BID PRICE LISTING  
BY REGION

REGION: C

PAY ITEM	CALENDAR QUARTER	CONTRACT NUMBER	COUNTY LOCATION	PROJECT DESCRIPTION	BID QUANTITY	AWARD PRICE	SECOND BIDDER	THIRD BIDDER	ESTIMATE
-----									
STRIPPING / ACRE									
202003P	2022Q2	22112	MERCER	NHP-0029 (329)	1	\$30,000	\$50,000	\$25,000	\$2,900
		22120	MIDDLESEX	NHP-0018 (309)	1	\$3,500	\$25,000	\$26,000	\$3,000
		22107	OCEAN	NHP-0009 (328)	14	\$5,000	\$14,000	\$20,000	\$7,000
-----									
EXCAVATION, TEST PIT / CY									
202006M	2022Q2	22131	OCEAN	STBGP-D00S (595)	3	\$2,000	\$15,000		\$235.00
		22119	SOMERSET	NHP-0078 (332)	4	\$450	\$1,000	\$125	\$250.00
		22121	MONMOUTH	NHP-1015 (350)	5	\$600.00	\$500.00	\$200.00	\$300.00
		22116	MERCER	CRRSAA-FLEX-0027 (304)	10	\$300.00	\$400.00	\$414.00	\$400.00
		22107	OCEAN	NHP-0009 (328)	11	\$750.00	\$750.00	\$250.00	\$115.00
		22112	MERCER	NHP-0029 (329)	50	\$150.00	\$700.00	\$400.00	\$135.00
		22464	MONMOUTH	N/A	50	\$10.00	\$1.00		\$10.00
		22108	MERCER	NHP-0029 (327)	260	\$75.00	\$250.00	\$100.00	\$77.00
		22120	MIDDLESEX	NHP-0018 (309)	678	\$200.00	\$350.00	\$160.00	\$118.00
	2023Q1	23446	MONMOUTH	N/A	50	\$10.00	\$1.00		\$10.00
-----									
EXCAVATION, UNCLASSIFIED / CY									
202009P	2022Q2	22113	SOMERSET	NHP-0022 (351)	31	\$94.50	\$45.00	\$1.00	\$125.00
		22108	MERCER	NHP-0029 (327)	84	\$75.00	\$325.00	\$100.00	\$115.00
		22119	SOMERSET	NHP-0078 (332)	200	\$60.00	\$75.00	\$150.00	\$75.00
		22119	SOMERSET	NHP-0078 (332)	200	\$46.00	\$75.00	\$150.00	\$75.00
		22121	MONMOUTH	NHP-1015 (350)	270	\$70.00	\$120.00	\$71.00	\$60.00
		22121	MONMOUTH	NHP-1015 (350)	1,050	\$65.00	\$85.00	\$55.00	\$60.00
		22119	SOMERSET	NHP-0078 (332)	2,296	\$51.00	\$75.00	\$150.00	\$75.00
		22112	MERCER	NHP-0029 (329)	5,735	\$60.00	\$60.00	\$65.00	\$55.00
		22112	MERCER	NHP-0029 (329)	8,580	\$50.00	\$45.00	\$65.00	\$55.00
		22120	MIDDLESEX	NHP-0018 (309)	17,876	\$60.00	\$95.00	\$90.00	\$43.00
		22107	OCEAN	NHP-0009 (328)	40,384	\$16.00	\$45.00	\$60.00	\$12.00
	2022Q4	23406	MONMOUTH	STATE	100	\$35.00	\$20.00	\$25.00	\$56.00
		23404	HUNTERDON	STATE	824	\$70.00	\$70.00	\$35.00	\$60.00
		23404	HUNTERDON	STATE	1,000	\$1.00	\$1.00	\$0.02	\$27.00
		23406	MONMOUTH	STATE	1,000	\$1.00	\$0.01	\$1.00	\$27.00

HISTORICAL BID PRICE LISTING  
BY REGION

REGION: C

PAY ITEM	CALENDAR QUARTER	CONTRACT NUMBER	COUNTY LOCATION	PROJECT DESCRIPTION	BID QUANTITY	AWARD PRICE	SECOND BIDDER	THIRD BIDDER	ESTIMATE
ROCK DOWEL PULL TEST / U									
202014M	2022Q2	22119	SOMERSET	NHP-0078 (332)	2	\$795	\$4,000	\$3,000	\$2,000
EXCAVATION, ACID PRODUCING SOIL / CY									
202018P	2022Q2	22120	MIDDLESEX	NHP-0018 (309)	6,734	\$30.00	\$65.00	\$25.00	\$53.00
REMOVAL AND DISPOSAL OF TRANSITE PIPE / LF									
202019M	2022Q2	22120	MIDDLESEX	NHP-0018 (309)	4,000	\$25.50	\$45.00	\$17.00	\$44.00
REMOVAL OF PAVEMENT / SY									
202021P	2022Q2	22116	MERCER	CRRSAA-FLEX-0027 (304)	141	\$50.00	\$85.00	\$115.00	\$65.00
		22121	MONMOUTH	NHP-1015 (350)	620	\$24.00	\$50.00	\$46.00	\$40.00
		22119	SOMERSET	NHP-0078 (332)	900	\$15.00	\$27.00	\$49.00	\$40.00
		22112	MERCER	NHP-0029 (329)	3,939	\$56.00	\$60.00	\$48.00	\$85.00
		22107	OCEAN	NHP-0009 (328)	33,164	\$10.75	\$20.00	\$20.00	\$10.00
		22120	MIDDLESEX	NHP-0018 (309)	56,864	\$12.50	\$28.00	\$30.00	\$14.00
DISPOSAL OF ACID PRODUCING SOIL / T									
202039M	2022Q2	22120	MIDDLESEX	NHP-0018 (309)	11,820	\$14.00	\$35.00	\$5.00	\$35.00
EXCAVATION, ROCK SCALING / SY									
202047M	2022Q2	22119	SOMERSET	NHP-0078 (332)	3,323	\$21.00	\$60.00	\$150.00	\$50.00
SUBSOIL SCARIFICATION / SY									
202050M	2022Q2	22120	MIDDLESEX	NHP-0018 (309)	1,000	\$3.18	\$1.00	\$1.00	\$5.00

HISTORICAL BID PRICE LISTING  
 BY REGION

REGION: C

PAY ITEM	CALENDAR QUARTER	CONTRACT NUMBER	COUNTY LOCATION	PROJECT DESCRIPTION	BID QUANTITY	AWARD PRICE	SECOND BIDDER	THIRD BIDDER	ESTIMATE
ROCK DOWEL 16 FT / U									
202116M	2022Q2	22119	SOMERSET	NHP-0078 (332)	15	\$2,100	\$3,600	\$10,000	\$2,000

HISTORICAL BID PRICE LISTING  
BY REGION

REGION: C

PAY ITEM	CALENDAR QUARTER	CONTRACT NUMBER	COUNTY LOCATION	PROJECT DESCRIPTION	BID QUANTITY	AWARD PRICE	SECOND BIDDER	THIRD BIDDER	ESTIMATE
I-9 SOIL AGGREGATE / CY									
203009P	2022Q2	22119	SOMERSET	NHP-0078 (332)	90	\$100.00	\$100.00	\$103.00	\$85.00
		22119	SOMERSET	NHP-0078 (332)	96	\$100.00	\$100.00	\$101.00	\$85.00
		22121	MONMOUTH	NHP-1015 (350)	650	\$118.00	\$80.00	\$110.00	\$65.00
		22112	MERCER	NHP-0029 (329)	4,664	\$100.00	\$75.00	\$0.01	\$90.00
I-14 SOIL AGGREGATE / CY									
203021P	2022Q2	22121	MONMOUTH	NHP-1015 (350)	10	\$53.00	\$100.00	\$1.00	\$25.00
		22108	MERCER	NHP-0029 (327)	18	\$9.25	\$207.00	\$101.00	\$66.00
		22116	MERCER	CRRSAA-FLEX-0027 (304)	51	\$35.00	\$140.00	\$290.00	\$76.00
		22120	MIDDLESEX	NHP-0018 (309)	1,749	\$8.20	\$18.00	\$35.00	\$30.00
GEOTEXTILE / SY									
203040M	2022Q2	22107	OCEAN	NHP-0009 (328)	3,931	\$0.90	\$4.00	\$4.00	\$1.00
	2022Q4	23404	HUNTERDON	STATE	500	\$1.00	\$1.00	\$0.02	\$2.20
		23406	MONMOUTH	STATE	500	\$1.00	\$0.01	\$1.00	\$2.20
GEOTEXTILE, ROADWAY STABILIZATION / SY									
203041P	2022Q2	22120	MIDDLESEX	NHP-0018 (309)	60,000	\$0.50	\$1.50	\$2.50	\$2.50
GEOGRID REINFORCEMENT / SY									
203043P	2022Q2	22120	MIDDLESEX	NHP-0018 (309)	725	\$50.00	\$60.00	\$6.00	\$2.00
CONTROLLED LOW STRENGTH MATERIAL / CY									
203050M	2022Q2	22112	MERCER	NHP-0029 (329)	2	\$200	\$2,300	\$2,000	\$300.00
		22120	MIDDLESEX	NHP-0018 (309)	500	\$1.00	\$325.00	\$240.00	\$600.00
LIGHTWEIGHT SOIL AGGREGATE / CY									
203056P	2022Q2	22112	MERCER	NHP-0029 (329)	5,096	\$105.00	\$163.00	\$150.00	\$120.00

HISTORICAL BID PRICE LISTING  
 BY REGION

REGION: C

PAY ITEM	CALENDAR QUARTER	CONTRACT NUMBER	COUNTY LOCATION	PROJECT DESCRIPTION	BID QUANTITY	AWARD PRICE	SECOND BIDDER	THIRD BIDDER	ESTIMATE
GEOSYNTHETIC CLAY LINER / SY									
203100P	2022Q2	22107	OCEAN	NHP-0009(328)	2,085	\$31.50	\$30.00	\$17.00	\$45.00

HISTORICAL BID PRICE LISTING  
BY REGION

REGION: C

PAY ITEM ----- SUBBASE / CY	CALENDAR QUARTER -----	CONTRACT NUMBER -----	COUNTY LOCATION -----	PROJECT DESCRIPTION -----	BID QUANTITY -----	AWARD PRICE -----	SECOND BIDDER -----	THIRD BIDDER -----	ESTIMATE -----
301006P	2022Q2	22119	SOMERSET	NHP-0078 (332)	30	\$120.00	\$100.00	\$100.00	\$70.00
		22119	SOMERSET	NHP-0078 (332)	30	\$120.00	\$100.00	\$100.00	\$70.00
		22119	SOMERSET	NHP-0078 (332)	220	\$75.00	\$100.00	\$150.00	\$60.00
		22121	MONMOUTH	NHP-1015 (350)	230	\$98.00	\$120.00	\$89.00	\$71.00
		22107	OCEAN	NHP-0009 (328)	235	\$130.00	\$57.00	\$148.00	\$70.00
		22112	MERCER	NHP-0029 (329)	2,082	\$90.00	\$80.00	\$75.00	\$55.00



HISTORICAL BID PRICE LISTING  
BY REGION

REGION: C

PAY ITEM	CALENDAR QUARTER	CONTRACT NUMBER	COUNTY LOCATION	PROJECT DESCRIPTION	BID QUANTITY	AWARD PRICE	SECOND BIDDER	THIRD BIDDER	ESTIMATE
DENSE-GRADED AGGREGATE BASE COURSE, 6" T / SY									
302036P	2022Q2	22113	SOMERSET	NHP-0022 (351)	47	\$53.35	\$35.00	\$1.00	\$35.00
		22112	MERCER	NHP-0029 (329)	790	\$20.00	\$12.00	\$16.00	\$17.00
		22121	MONMOUTH	NHP-1015 (350)	910	\$17.00	\$22.00	\$20.00	\$20.00
		22107	OCEAN	NHP-0009 (328)	14,534	\$15.59	\$26.00	\$15.00	\$10.00
	2022Q3	22146	HUNTERDON	0078 (334)	5	\$0.02	\$50.00	\$20.00	\$75.00
	2022Q4	23404	HUNTERDON	STATE	74	\$15.00	\$15.00	\$10.00	\$30.00
DENSE-GRADED AGGREGATE BASE COURSE, 8" T / SY									
302042P	2022Q2	22119	SOMERSET	NHP-0078 (332)	985	\$19.00	\$20.00	\$30.00	\$22.00
		22112	MERCER	NHP-0029 (329)	9,262	\$18.00	\$35.00	\$28.00	\$16.00
		22120	MIDDLESEX	NHP-0018 (309)	53,733	\$17.90	\$22.00	\$28.00	\$12.00
DENSE-GRADED AGGREGATE BASE COURSE, 10" / SY									
302045P	2022Q3	22144	OCEAN	NHP-0072 (311)	2	\$7.50	\$100.00		\$30.00
		22147	OCEAN	NHP-0009 (331)	5	\$1,500			\$27.00
DENSE-GRADED AGGREGATE BASE COURSE, 12" / SY									
302048P	2022Q2	22107	OCEAN	NHP-0009 (328)	37,389	\$20.25	\$30.00	\$42.00	\$19.00
	2022Q4	23404	HUNTERDON	STATE	1,177	\$22.70	\$22.70	\$35.00	\$33.00
DENSE-GRADED AGGREGATE BASE COURSE, VARI / CY									
302051P	2022Q2	22104	MERCER	NHP-0029 (328)	2	\$1,000			\$84.00
		22131	OCEAN	STBGP-D00S (595)	13	\$200.00	\$300.00		\$25.00
		22121	MONMOUTH	NHP-1015 (350)	30	\$50.00	\$140.00	\$115.00	\$65.00
		22119	SOMERSET	NHP-0078 (332)	250	\$59.00	\$50.00	\$100.00	\$50.00
		22120	MIDDLESEX	NHP-0018 (309)	7,013	\$25.00	\$40.00	\$70.00	\$53.00
	2022Q3	22150	MONMOUTH	NHP-0035 (334)	6	\$1,200			\$170.00

HISTORICAL BID PRICE LISTING  
BY REGION

REGION: C

PAY ITEM	CALENDAR QUARTER	CONTRACT NUMBER	COUNTY LOCATION	PROJECT DESCRIPTION	BID QUANTITY	AWARD PRICE	SECOND BIDDER	THIRD BIDDER	ESTIMATE
DENSE-GRADED AGGREGATE BASE COURSE, VARI / CY									
302051P	2022Q4	23404	HUNTERDON	STATE	100	\$45.00	\$45.00	\$10.00	\$50.00
		23406	MONMOUTH	STATE	178	\$45.00	\$23.00	\$25.00	\$51.00
		23404	HUNTERDON	STATE	350	\$10.00	\$10.00	\$0.02	\$44.00
		23406	MONMOUTH	STATE	350	\$10.00	\$0.01	\$5.00	\$44.00
-----									
COARSE AGGREGATE, SIZE NO. 57 / CY									
302060P	2022Q2	22107	OCEAN	NHP-0009 (328)	643	\$100.00	\$175.00	\$125.00	\$100.00
	2022Q4	23404	HUNTERDON	STATE	125	\$10.00	\$10.00	\$0.02	\$81.00
		23406	MONMOUTH	STATE	125	\$10.00	\$0.01	\$5.00	\$81.00

HISTORICAL BID PRICE LISTING  
 BY REGION

REGION: C

PAY ITEM	CALENDAR CONTRACT QUARTER NUMBER	COUNTY LOCATION	PROJECT DESCRIPTION	BID QUANTITY	AWARD PRICE	SECOND BIDDER	THIRD BIDDER	ESTIMATE
CONCRETE BASE COURSE, 8" THICK / SY								
304003P	2022Q2 22107	OCEAN	NHP-0009(328)	235	\$150.00	\$140.00	\$142.00	\$130.00

HISTORICAL BID PRICE LISTING  
BY REGION

REGION: C

PAY ITEM	CALENDAR QUARTER	CONTRACT NUMBER	COUNTY LOCATION	PROJECT DESCRIPTION	BID QUANTITY	AWARD PRICE	SECOND BIDDER	THIRD BIDDER	ESTIMATE
-----									
HMA MILLING, 3" OR LESS / SY									
401009P	2022Q2	22112	MERCER	NHP-0029 (329)	1,167	\$11.00	\$10.00	\$20.00	\$8.00
		22121	MONMOUTH	NHP-1015 (350)	1,500	\$6.00	\$8.00	\$10.00	\$8.00
		22116	MERCER	CRRSAA-FLEX-0027 (304)	3,859	\$5.70	\$7.25	\$16.00	\$20.00
		22131	OCEAN	STBGP-D00S (595)	47,513	\$9.00	\$4.75		\$8.00
		22107	OCEAN	NHP-0009 (328)	178,380	\$5.00	\$4.00	\$4.25	\$4.00
		22120	MIDDLESEX	NHP-0018 (309)	179,307	\$5.25	\$6.00	\$7.00	\$4.00
	2022Q3	22146	HUNTERDON	0078 (334)	26,191	\$3.00	\$4.05	\$3.25	\$8.00
	2022Q4	22155	SOMERSET	NHPP-0206 (335)	9,489	\$14.40			\$7.00
		23406	MONMOUTH	STATE	175,978	\$2.77	\$2.50	\$3.00	\$3.96
		23404	HUNTERDON	STATE	185,000	\$0.50	\$0.50	\$0.02	\$3.90
		23406	MONMOUTH	STATE	185,000	\$0.50	\$0.50	\$1.00	\$3.90
		23404	HUNTERDON	STATE	213,406	\$2.93	\$2.93	\$1.00	\$4.10
-----									
HMA MILLING, MORE THAN 3" TO 6" / SY									
401012P	2022Q2	22120	MIDDLESEX	NHP-0018 (309)	112,604	\$5.25	\$7.75	\$10.00	\$6.00
	2022Q4	23404	HUNTERDON	STATE	18,500	\$0.01	\$0.01	\$0.02	\$3.00
		23406	MONMOUTH	STATE	18,500	\$0.01	\$1.00	\$0.01	\$3.00
-----									
CONCRETE MILLING / SY									
401015P	2022Q2	22107	OCEAN	NHP-0009 (328)	2,000	\$10.00	\$30.00	\$12.00	\$20.00
	2022Q4	23404	HUNTERDON	STATE	1,000	\$0.01	\$0.01	\$0.02	\$6.00
		23406	MONMOUTH	STATE	1,000	\$0.01	\$5.00	\$0.01	\$5.56
		23404	HUNTERDON	STATE	2,000	\$0.01	\$0.01	\$1.00	\$8.80
		23406	MONMOUTH	STATE	2,000	\$0.01	\$0.01	\$0.01	\$8.80
-----									
MICRO-MILLING / SY									
401017P	2022Q2	22104	MERCER	NHP-0029 (328)	876	\$32.00			\$15.00
		22118	MIDDLESEX	NHP- 0018 (308)	115,319	\$2.45	\$2.55	\$3.85	\$5.00

HISTORICAL BID PRICE LISTING  
BY REGION

REGION: C

PAY ITEM	CALENDAR QUARTER	CONTRACT NUMBER	COUNTY LOCATION	PROJECT DESCRIPTION	BID QUANTITY	AWARD PRICE	SECOND BIDDER	THIRD BIDDER	ESTIMATE
MICRO-MILLING / SY									
401017P	(cont)	22113	SOMERSET	NHP-0022 (351)	368,715	\$2.05	\$3.00	\$2.70	\$5.00
	2022Q3	22147	OCEAN	NHP-0009 (331)	3,779	\$25.00			\$6.00
		22144	OCEAN	NHP-0072 (311)	23,623	\$4.10	\$6.85		\$10.00
		22146	HUNTERDON	0078 (334)	51,542	\$3.00	\$3.36	\$4.50	\$4.00
	2022Q4	22155	SOMERSET	NHPP-0206 (335)	2,313	\$29.00			\$8.00
-----									
HOT MIX ASPHALT PAVEMENT REPAIR / SY									
401021M	2022Q2	22121	MONMOUTH	NHP-1015 (350)	40	\$125.00	\$200.00	\$500.00	\$80.00
		22104	MERCER	NHP-0029 (328)	75	\$498.63			\$37.00
		22131	OCEAN	STBGP-D00S (595)	86	\$90.00	\$200.00		\$120.00
		22119	SOMERSET	NHP-0078 (332)	100	\$85.00	\$200.00	\$80.00	\$40.00
		22113	SOMERSET	NHP-0022 (351)	129	\$105.00	\$95.00	\$20.00	\$110.00
		22118	MIDDLESEX	NHP- 0018 (308)	157	\$10.00	\$100.00	\$95.00	\$100.00
		22107	OCEAN	NHP-0009 (328)	8,920	\$35.00	\$40.00	\$110.00	\$25.00
		22120	MIDDLESEX	NHP-0018 (309)	15,000	\$30.00	\$42.00	\$10.00	\$65.00
	2022Q3	22144	OCEAN	NHP-0072 (311)	25	\$150.00	\$125.00		\$99.00
		22146	HUNTERDON	0078 (334)	48	\$100.00	\$189.77	\$125.00	\$100.00
		22147	OCEAN	NHP-0009 (331)	100	\$500.00			\$120.00
		22150	MONMOUTH	NHP-0035 (334)	322	\$250.00			\$123.00
	2022Q4	22155	SOMERSET	NHPP-0206 (335)	150	\$350.00			\$140.00
		23406	MONMOUTH	STATE	196	\$145.00	\$175.00	\$35.00	\$88.00
		23404	HUNTERDON	STATE	532	\$95.00	\$95.00	\$75.00	\$70.00
		23404	HUNTERDON	STATE	1,500	\$10.00	\$10.00	\$10.00	\$55.00
		23406	MONMOUTH	STATE	1,500	\$10.00	\$0.01	\$25.00	\$55.00
-----									
SEALING OF CRACKS IN HOT MIX ASPHALT SUR / LF									
401024M	2022Q2	22104	MERCER	NHP-0029 (328)	2,500	\$4.50			\$3.00
	2022Q3	22146	HUNTERDON	0078 (334)	1,000	\$2.00	\$1.00	\$2.00	\$3.00
		22150	MONMOUTH	NHP-0035 (334)	5,000	\$4.00			\$6.00

HISTORICAL BID PRICE LISTING  
BY REGION

REGION: C

PAY ITEM	CALENDAR QUARTER	CONTRACT NUMBER	COUNTY LOCATION	PROJECT DESCRIPTION	BID QUANTITY	AWARD PRICE	SECOND BIDDER	THIRD BIDDER	ESTIMATE
-----									
SEALING OF CRACKS IN HOT MIX ASPHALT SUR / LF									
401024M	(cont)	22144	OCEAN	NHP-0072 (311)	6,000	\$1.00	\$3.00		\$2.00
		22147	OCEAN	NHP-0009 (331)	8,000	\$4.00			\$2.00
	2022Q4	23404	HUNTERDON	STATE	2,250	\$0.01	\$0.01	\$0.02	\$1.10
		23406	MONMOUTH	STATE	2,250	\$0.01	\$0.01	\$0.01	\$1.10
-----									
POLYMERIZED JOINT ADHESIVE / LF									
401027M	2022Q2	22119	SOMERSET	NHP-0078 (332)	856	\$1.10	\$1.00	\$2.50	\$3.00
		22121	MONMOUTH	NHP-1015 (350)	1,770	\$5.00	\$3.00	\$2.00	\$3.00
		22116	MERCER	CRRSAA-FLEX-0027 (304)	3,810	\$0.01	\$0.01	\$1.40	\$3.00
		22131	OCEAN	STBGP-D00S (595)	12,400	\$1.25	\$1.00		\$1.00
		22112	MERCER	NHP-0029 (329)	14,271	\$1.10	\$1.00	\$1.50	\$1.00
		22118	MIDDLESEX	NHP- 0018 (308)	90,000	\$0.36	\$0.30	\$0.35	\$0.50
		22107	OCEAN	NHP-0009 (328)	203,810	\$0.20	\$2.00	\$0.33	\$0.30
		22120	MIDDLESEX	NHP-0018 (309)	217,175	\$0.35	\$0.85	\$1.30	\$0.40
		22113	SOMERSET	NHP-0022 (351)	320,000	\$0.01	\$0.34	\$0.36	\$0.50
	2022Q3	22144	OCEAN	NHP-0072 (311)	500	\$0.05	\$10.00		\$0.10
		22146	HUNTERDON	0078 (334)	141,000	\$0.02	\$0.20	\$0.35	\$0.50
	2022Q4	22155	SOMERSET	NHPP-0206 (335)	4,955	\$2.00			\$1.30
		23406	MONMOUTH	STATE	155,768	\$0.34	\$0.16	\$0.25	\$0.41
		23404	HUNTERDON	STATE	173,313	\$0.34	\$0.34	\$0.02	\$0.36
		23404	HUNTERDON	STATE	200,000	\$0.01	\$0.01	\$0.02	\$0.42
		23406	MONMOUTH	STATE	200,000	\$0.01	\$0.01	\$0.01	\$0.42
-----									
TACK COAT / GAL									
401030M	2022Q2	22121	MONMOUTH	NHP-1015 (350)	460	\$13.00	\$0.01	\$1.00	\$5.00
		22112	MERCER	NHP-0029 (329)	497	\$5.50	\$7.00	\$15.00	\$5.00
		22116	MERCER	CRRSAA-FLEX-0027 (304)	1,155	\$0.01	\$0.01	\$4.50	\$3.00
		22131	OCEAN	STBGP-D00S (595)	7,200	\$0.01	\$0.01		\$5.00
		22104	MERCER	NHP-0029 (328)	24,000	\$3.35			\$0.25
		22107	OCEAN	NHP-0009 (328)	31,840	\$3.00	\$5.00	\$6.12	\$0.50
		22118	MIDDLESEX	NHP- 0018 (308)	39,000	\$0.01	\$0.10	\$0.01	\$1.00

HISTORICAL BID PRICE LISTING  
BY REGION

REGION: C

PAY ITEM	CALENDAR QUARTER	CONTRACT NUMBER	COUNTY LOCATION	PROJECT DESCRIPTION	BID QUANTITY	AWARD PRICE	SECOND BIDDER	THIRD BIDDER	ESTIMATE
-----									
TACK COAT / GAL									
401030M	(cont)	22120	MIDDLESEX	NHP-0018 (309)	54,100	\$0.01	\$5.50	\$5.50	\$1.00
		22113	SOMERSET	NHP-0022 (351)	58,900	\$0.01	\$0.01	\$0.01	\$3.00
	2022Q3	22147	OCEAN	NHP-0009 (331)	200	\$4.50			\$1.00
		22144	OCEAN	NHP-0072 (311)	2,046	\$4.40	\$5.00		\$2.00
		22150	MONMOUTH	NHP-0035 (334)	27,060	\$3.50			\$4.00
		22146	HUNTERDON	0078 (334)	30,944	\$0.02	\$3.08	\$3.50	\$2.50
	2022Q4	23406	MONMOUTH	STATE	29,021	\$0.01	\$0.01	\$0.01	\$1.00
		23404	HUNTERDON	STATE	35,000	\$0.01	\$0.01	\$0.02	\$1.10
		23406	MONMOUTH	STATE	35,000	\$0.01	\$0.01	\$0.01	\$1.10
		23404	HUNTERDON	STATE	39,152	\$0.01	\$0.01	\$0.02	\$1.00
		22155	SOMERSET	NHPP-0206 (335)	57,300	\$3.50			\$3.00
-----									
TACK COAT 64-22 / GAL									
401033M	2022Q2	22119	SOMERSET	NHP-0078 (332)	169	\$5.50	\$10.00	\$20.00	\$9.00
-----									
PRIME COAT / GAL									
401036M	2022Q2	22121	MONMOUTH	NHP-1015 (350)	138	\$10.00	\$0.01	\$1.00	\$1.00
		22119	SOMERSET	NHP-0078 (332)	169	\$0.01	\$1.00	\$0.01	\$2.00
		22112	MERCER	NHP-0029 (329)	1,769	\$0.01	\$0.01	\$0.01	\$1.00
		22107	OCEAN	NHP-0009 (328)	18,100	\$0.01	\$7.00	\$5.50	\$0.50
		22120	MIDDLESEX	NHP-0018 (309)	162,200	\$0.01	\$0.01	\$0.01	\$1.00
-----									
HOT MIX ASPHALT 9.5 M 64 SURFACE COURSE / T									
401042M	2022Q4	23404	HUNTERDON	STATE	2,500	\$107.75	\$107.75	\$115.00	\$115.00
		23406	MONMOUTH	STATE	2,500	\$121.75	\$148.50	\$124.00	\$115.00
-----									
HOT MIX ASPHALT 9.5 ME SURFACE COURSE / T									
401049M	2022Q2	22120	MIDDLESEX	NHP-0018 (309)	26,893	\$125.00	\$140.00	\$158.00	\$90.00

HISTORICAL BID PRICE LISTING  
BY REGION

REGION: C

PAY ITEM	CALENDAR QUARTER	CONTRACT NUMBER	COUNTY LOCATION	PROJECT DESCRIPTION	BID QUANTITY	AWARD PRICE	SECOND BIDDER	THIRD BIDDER	ESTIMATE
HOT MIX ASPHALT 9.5 ME SURFACE COURSE / T									
401049M	2022Q4	23404	HUNTERDON	STATE	2,500	\$117.70	\$117.70	\$130.00	\$120.00
		23406	MONMOUTH	STATE	2,500	\$131.75	\$153.50	\$133.00	\$120.00
-----									
HOT MIX ASPHALT 12.5 M 64 SURFACE COURSE / T									
401054M	2022Q2	22113	SOMERSET	NHP-0022 (351)	13	\$250.00	\$200.00	\$150.00	\$135.00
		22119	SOMERSET	NHP-0078 (332)	114	\$132.00	\$200.00	\$150.00	\$185.00
		22121	MONMOUTH	NHP-1015 (350)	280	\$150.00	\$150.00	\$200.00	\$175.00
		22116	MERCER	CRRSAA-FLEX-0027 (304)	444	\$150.00	\$210.00	\$250.00	\$180.00
		22107	OCEAN	NHP-0009 (328)	4,933	\$113.00	\$120.00	\$122.00	\$120.00
	2022Q3	22146	HUNTERDON	0078 (334)	3,019	\$135.00	\$112.52	\$109.25	\$200.00
	2022Q4	22155	SOMERSET	NHPP-0206 (335)	1,094	\$255.10			\$155.00
		23404	HUNTERDON	STATE	5,000	\$106.75	\$106.75	\$110.00	\$121.00
		23406	MONMOUTH	STATE	5,000	\$118.75	\$148.50	\$116.75	\$121.00
		23406	MONMOUTH	STATE	21,190	\$88.75	\$95.00	\$91.75	\$98.00
		23404	HUNTERDON	STATE	25,787	\$81.82	\$81.82	\$120.00	\$95.00
-----									
HOT MIX ASPHALT 12.5 M 76 SURFACE COURSE / T									
401060M	2022Q2	22112	MERCER	NHP-0029 (329)	982	\$225.00	\$250.00	\$165.00	\$155.00
-----									
HMA 12.5 M E SURFACE COURSE / T									
401061M	2022Q2	22131	OCEAN	STBGP-D00S (595)	8,202	\$155.00	\$105.00		\$145.00
	2022Q4	23404	HUNTERDON	STATE	5,000	\$127.75	\$127.75	\$130.00	\$104.00
		23406	MONMOUTH	STATE	5,000	\$132.75	\$153.50	\$127.00	\$104.00
-----									
HOT MIX ASPHALT 12.5 M 64 INTERMEDIATE C / T									
401072M	2022Q4	23404	HUNTERDON	STATE	1,000	\$85.00	\$85.00	\$75.00	\$103.00
		23406	MONMOUTH	STATE	1,000	\$95.00	\$80.00	\$130.00	\$103.00



HISTORICAL BID PRICE LISTING  
BY REGION

REGION: C

PAY ITEM	CALENDAR QUARTER	CONTRACT NUMBER	COUNTY LOCATION	PROJECT DESCRIPTION	BID QUANTITY	AWARD PRICE	SECOND BIDDER	THIRD BIDDER	ESTIMATE
-----									
HMA 9.5 M E INTERMEDIATE COURSE / T									
401073M	2022Q2	22120	MIDDLESEX	NHP-0018 (309)	32,019	\$125.00	\$140.00	\$150.00	\$85.00
-----									
HMA 12.5 M E INTERMEDIATE COURSE / T									
401079M	2022Q2	22107	OCEAN	NHP-0009 (328)	23,848	\$100.00	\$110.00	\$132.00	\$105.00
-----									
HOT MIX ASPHALT 19 M 64 INTERMEDIATE COU / T									
401084M	2022Q2	22112	MERCER	NHP-0029 (329)	1,259	\$220.00	\$235.00	\$150.00	\$115.00
-----									
HOT MIX ASPHALT 25 M 64 BASE COURSE / T									
401099M	2022Q2	22121	MONMOUTH	NHP-1015 (350)	250	\$150.00	\$125.00	\$200.00	\$150.00
		22119	SOMERSET	NHP-0078 (332)	456	\$137.00	\$200.00	\$150.00	\$80.00
		22107	OCEAN	NHP-0009 (328)	23,619	\$110.00	\$105.00	\$112.00	\$95.00
		22120	MIDDLESEX	NHP-0018 (309)	40,205	\$137.50	\$130.00	\$158.00	\$83.00
	2022Q4	23404	HUNTERDON	STATE	425	\$84.00	\$84.00	\$110.00	\$106.00
		23404	HUNTERDON	STATE	1,000	\$95.00	\$95.00	\$85.00	\$120.00
		23406	MONMOUTH	STATE	1,000	\$95.00	\$80.00	\$109.00	\$120.00

HISTORICAL BID PRICE LISTING  
BY REGION

REGION: C

PAY ITEM	CALENDAR QUARTER	CONTRACT NUMBER	COUNTY LOCATION	PROJECT DESCRIPTION	BID QUANTITY	AWARD PRICE	SECOND BIDDER	THIRD BIDDER	ESTIMATE
CORE SAMPLES, HOT MIX ASPHALT / U									
401108M	2022Q2	22116	MERCER	CRRSAA-FLEX-0027 (304	10	\$25.00	\$75.00	\$145.00	\$150.00
		22119	SOMERSET	NHP-0078 (332)	10	\$150.00	\$50.00	\$400.00	\$500.00
		22121	MONMOUTH	NHP-1015 (350)	10	\$500.00	\$200.00	\$50.00	\$200.00
		22118	MIDDLESEX	NHP- 0018 (308)	45	\$125.00	\$125.00	\$150.00	\$120.00
		22131	OCEAN	STBGP-D00S (595)	50	\$350.00	\$115.00		\$220.00
		22107	OCEAN	NHP-0009 (328)	300	\$85.00	\$100.00	\$180.00	\$95.00
		22120	MIDDLESEX	NHP-0018 (309)	450	\$90.00	\$175.00	\$165.00	\$103.00
	2022Q3	22146	HUNTERDON	0078 (334)	75	\$250.00	\$50.00	\$95.00	\$220.00
	2022Q4	22155	SOMERSET	NHPP-0206 (335)	5	\$480.00			\$220.00
		23406	MONMOUTH	STATE	105	\$95.00	\$75.00	\$10.00	\$104.00
		23404	HUNTERDON	STATE	120	\$95.00	\$95.00	\$0.02	\$120.00
		23404	HUNTERDON	STATE	250	\$95.00	\$95.00	\$0.02	\$100.00
		23406	MONMOUTH	STATE	250	\$95.00	\$75.00	\$1.00	\$100.00
-----									
HMA LONGITUDINAL JOINT REPAIR / SY									
401113M	2022Q2	22118	MIDDLESEX	NHP- 0018 (308)	500	\$5.00	\$30.00	\$62.57	\$160.00
	2022Q3	22150	MONMOUTH	NHP-0035 (334)	100	\$100.00			\$50.00
		22146	HUNTERDON	0078 (334)	200	\$50.00	\$11.44	\$18.00	\$70.00
	2022Q4	22155	SOMERSET	NHPP-0206 (335)	500	\$133.22			\$100.00

HISTORICAL BID PRICE LISTING  
 BY REGION

REGION: C

PAY ITEM	CALENDAR QUARTER	CONTRACT NUMBER	COUNTY LOCATION	PROJECT DESCRIPTION	BID QUANTITY	AWARD PRICE	SECOND BIDDER	THIRD BIDDER	ESTIMATE
-----									
ULTRA-THIN FRICTION COURSE / T									
403003M	2022Q3	22144	OCEAN	NHP-0072 (311)	6,169	\$175.00	\$185.00		\$155.00
-----									
POLYMER MODIFIED TACK COAT / GAL									
403005M	2022Q3	22144	OCEAN	NHP-0072 (311)	33,079	\$8.15	\$9.50		\$6.00

HISTORICAL BID PRICE LISTING  
 BY REGION

REGION: C

PAY ITEM	CALENDAR QUARTER	CONTRACT NUMBER	COUNTY LOCATION	PROJECT DESCRIPTION	BID QUANTITY	AWARD PRICE	SECOND BIDDER	THIRD BIDDER	ESTIMATE
STONE MATRIX ASPHALT 12.5 MM SURFACE COU / T									
404006M	2022Q4	23404	HUNTERDON	STATE	2,000	\$165.00	\$165.00	\$145.00	\$130.00
		23406	MONMOUTH	STATE	2,000	\$173.25	\$170.00	\$167.00	\$130.00

HISTORICAL BID PRICE LISTING  
BY REGION

REGION: C

PAY ITEM	CALENDAR QUARTER	CONTRACT NUMBER	COUNTY LOCATION	PROJECT DESCRIPTION	BID QUANTITY	AWARD PRICE	SECOND BIDDER	THIRD BIDDER	ESTIMATE
HIGH PERFORMANCE THIN OVERLAY / T									
406005M	2022Q2	22118	MIDDLESEX	NHP- 0018 (308)	6,659	\$160.00	\$165.00	\$176.20	\$155.00
		22107	OCEAN	NHP-0009 (328)	11,345	\$160.00	\$200.00	\$180.00	\$150.00
		22113	SOMERSET	NHP-0022 (351)	21,283	\$151.00	\$156.70	\$156.10	\$153.00
	2022Q3	22146	HUNTERDON	0078 (334)	10,368	\$175.00	\$156.01	\$165.25	\$165.00

HISTORICAL BID PRICE LISTING  
BY REGION

REGION: C

PAY ITEM	CALENDAR QUARTER	CONTRACT NUMBER	COUNTY LOCATION	PROJECT DESCRIPTION	BID QUANTITY	AWARD PRICE	SECOND BIDDER	THIRD BIDDER	ESTIMATE
-----									
MICROPAVING JOINTS / LF									
421007M	2022Q2	22104	MERCER	NHP-0029 (328)	54,000	\$4.10			\$5.00
	2022Q3	22147	OCEAN	NHP-0009 (331)	49,000	\$4.90			\$4.50
		22150	MONMOUTH	NHP-0035 (334)	97,891	\$4.58			\$5.00
-----									
SLURRY SEAL AGGREGATE, TYPE II / T									
421010M	2022Q2	22104	MERCER	NHP-0029 (328)	1,514	\$121.79			\$145.00
	2022Q3	22144	OCEAN	NHP-0072 (311)	304	\$383.75	\$465.00		\$139.00
		22146	HUNTERDON	0078 (334)	1,819	\$70.00	\$123.42	\$140.25	\$125.00
		22150	MONMOUTH	NHP-0035 (334)	1,912	\$127.27			\$220.00
	2022Q4	22155	SOMERSET	NHPP-0206 (335)	2,782	\$125.75			\$200.00
-----									
SLURRY SEAL EMULSION / GAL									
421011M	2022Q2	22104	MERCER	NHP-0029 (328)	44,662	\$11.09			\$11.00
	2022Q3	22144	OCEAN	NHP-0072 (311)	3,894	\$40.25	\$46.00		\$13.00
		22146	HUNTERDON	0078 (334)	54,000	\$6.50	\$11.40	\$12.96	\$12.00
		22150	MONMOUTH	NHP-0035 (334)	57,297	\$11.73			\$28.00
	2022Q4	22155	SOMERSET	NHPP-0206 (335)	47,926	\$11.74			\$20.00

HISTORICAL BID PRICE LISTING  
 BY REGION

REGION: C

PAY ITEM	CALENDAR QUARTER	CONTRACT NUMBER	COUNTY LOCATION	PROJECT DESCRIPTION	BID QUANTITY	AWARD PRICE	SECOND BIDDER	THIRD BIDDER	ESTIMATE
FOG SEAL STRIP / LF									
422004M	2022Q2	22107	OCEAN	NHP-0009 (328)	15,223	\$1.20	\$1.30	\$1.00	\$1.50
	2022Q4	23404	HUNTERDON	STATE	5,000	\$1.52	\$1.52	\$2.00	\$1.00

HISTORICAL BID PRICE LISTING  
 BY REGION

REGION: C

PAY ITEM	CALENDAR QUARTER	CONTRACT NUMBER	COUNTY LOCATION	PROJECT DESCRIPTION	BID QUANTITY	AWARD PRICE	SECOND BIDDER	THIRD BIDDER	ESTIMATE
CHIP SEAL PG88-22FR / SY									
424110M	2022Q3	22147	OCEAN	NHP-0009(331)	310,524	\$6.97			\$6.00



HISTORICAL BID PRICE LISTING  
BY REGION

REGION: C

PAY ITEM	CALENDAR QUARTER	CONTRACT NUMBER	COUNTY LOCATION	PROJECT DESCRIPTION	BID QUANTITY	AWARD PRICE	SECOND BIDDER	THIRD BIDDER	ESTIMATE
FULL DEPTH CONCRETE PAVEMENT REPAIR, HMA / SY									
453006M	2022Q2	22116	MERCER	CRRSAA-FLEX-0027 (304	23	\$100.00	\$165.00	\$528.00	\$200.00
		22107	OCEAN	NHP-0009 (328)	450	\$225.00	\$50.00	\$185.00	\$175.00
		22120	MIDDLESEX	NHP-0018 (309)	10,000	\$25.00	\$65.00	\$5.00	\$200.00
	2022Q3	22147	OCEAN	NHP-0009 (331)	50	\$500.00			\$150.00
	2022Q4	23406	MONMOUTH	STATE	184	\$150.00	\$180.00	\$200.00	\$205.00
		23404	HUNTERDON	STATE	375	\$50.00	\$50.00	\$50.00	\$132.00
		23406	MONMOUTH	STATE	375	\$50.00	\$0.01	\$40.00	\$132.00

HISTORICAL BID PRICE LISTING  
 BY REGION

REGION: C

PAY ITEM	CALENDAR QUARTER	CONTRACT NUMBER	COUNTY LOCATION	PROJECT DESCRIPTION	BID QUANTITY	AWARD PRICE	SECOND BIDDER	THIRD BIDDER	ESTIMATE
PERMANENT SHEETING / SF									
501006P	2022Q2	22121	MONMOUTH	NHP-1015 (350)	80	\$560.00	\$100.00	\$785.00	\$525.00
-----									
TEMPORARY COFFERDAM / LS									
501009P	2022Q2	22121	MONMOUTH	NHP-1015 (350)	1	\$602,330	\$380,000	\$808,000	\$355,000
-----									
PERMANENT COFFERDAM / LS									
501012P	2022Q2	22112	MERCER	NHP-0029 (329)	1	\$3,634,500	\$3,762,000	\$5,000,000	\$3,370,000

HISTORICAL BID PRICE LISTING  
BY REGION

REGION: C

PAY ITEM	CALENDAR QUARTER	CONTRACT NUMBER	COUNTY LOCATION	PROJECT DESCRIPTION	BID QUANTITY	AWARD PRICE	SECOND BIDDER	THIRD BIDDER	ESTIMATE
-----									
FURNISHING EQUIPMENT FOR DRIVING PILES / LS									
502003P	2022Q2	22112	MERCER	NHP-0029 (329)	1	\$75,000	\$500,000	\$1,042,000	\$300,000
		22121	MONMOUTH	NHP-1015 (350)	1	\$350,000	\$25,000	\$100,000	\$250,000
-----									
TEST PILE, FURNISHED / LF									
502009M	2022Q2	22121	MONMOUTH	NHP-1015 (350)	260	\$61.00	\$85.00	\$85.00	\$60.00
-----									
TEST PILE, DRIVEN / LF									
502012M	2022Q2	22121	MONMOUTH	NHP-1015 (350)	244	\$5.00	\$75.00	\$85.00	\$120.00
-----									
MICROPILE / LF									
502016M	2022Q2	22112	MERCER	NHP-0029 (329)	10,665	\$176.00	\$204.00	\$165.00	\$200.00
-----									
DYNAMIC PILE LOAD TEST / U									
502018M	2022Q2	22121	MONMOUTH	NHP-1015 (350)	4	\$2,700	\$4,500	\$5,000	\$7,500

HISTORICAL BID PRICE LISTING  
 BY REGION

REGION: C

PAY ITEM	CALENDAR QUARTER	CONTRACT NUMBER	COUNTY LOCATION	PROJECT DESCRIPTION	BID QUANTITY	AWARD PRICE	SECOND BIDDER	THIRD BIDDER	ESTIMATE
-----									
STEEL H-PILE, FURNISHED, HP 12 X 74 / LF									
502168M	2022Q2	22121	MONMOUTH	NHP-1015(350)	7,560	\$61.00	\$85.00	\$65.00	\$50.00
-----									
STEEL H-PILE, DRIVEN, HP 12 X 74 / LF									
502186M	2022Q2	22121	MONMOUTH	NHP-1015(350)	7,526	\$5.00	\$30.00	\$27.00	\$70.00

HISTORICAL BID PRICE LISTING  
BY REGION

REGION: C

PAY ITEM	CALENDAR QUARTER	CONTRACT NUMBER	COUNTY LOCATION	PROJECT DESCRIPTION	BID QUANTITY	AWARD PRICE	SECOND BIDDER	THIRD BIDDER	ESTIMATE
REINFORCEMENT STEEL, EPOXY-COATED / LB									
504006P	2022Q2	22112	MERCER	NHP-0029 (329)	32,000	\$2.25	\$2.35	\$3.00	\$2.00
		22119	SOMERSET	NHP-0078 (332)	41,278	\$2.45	\$3.00	\$3.00	\$2.00
		22119	SOMERSET	NHP-0078 (332)	42,545	\$2.45	\$3.00	\$3.00	\$2.00
REINFORCEMENT STEEL, GALVANIZED / LB									
504009P	2022Q2	22121	MONMOUTH	NHP-1015 (350)	25,100	\$2.35	\$3.00	\$3.00	\$3.00
CONCRETE FOOTING / CY									
504015P	2022Q2	22121	MONMOUTH	NHP-1015 (350)	156	\$500	\$480	\$1,200	\$800.00
CONCRETE WING WALL / CY									
504018P	2022Q2	22121	MONMOUTH	NHP-1015 (350)	42	\$1,900	\$2,300	\$1,300	\$1,750
CONCRETE ABUTMENT WALL / CY									
504024P	2022Q2	22119	SOMERSET	NHP-0078 (332)	40	\$2,950	\$2,500	\$2,000	\$2,000
		22119	SOMERSET	NHP-0078 (332)	40	\$2,800	\$2,500	\$2,000	\$2,000
EPOXY WATERPROOFING / SY									
504036P	2022Q2	22119	SOMERSET	NHP-0078 (332)	82	\$44.00	\$50.00	\$66.00	\$75.00
		22119	SOMERSET	NHP-0078 (332)	82	\$44.00	\$50.00	\$66.00	\$75.00
		22112	MERCER	NHP-0029 (329)	2,542	\$66.00	\$50.00	\$40.00	\$80.00
		22112	MERCER	NHP-0029 (329)	4,089	\$66.00	\$50.00	\$40.00	\$110.00
	2023Q1	22451	HUNTERDON	NHP-0040 (315)	5,920	\$60.00	\$51.00	\$75.00	\$75.00
CONCRETE STAINING / SY									
504048P	2022Q2	22121	MONMOUTH	NHP-1015 (350)	168	\$30.00	\$30.00	\$26.00	\$55.00

HISTORICAL BID PRICE LISTING  
BY REGION

REGION: C

PAY ITEM	CALENDAR QUARTER	CONTRACT NUMBER	COUNTY LOCATION	PROJECT DESCRIPTION	BID QUANTITY	AWARD PRICE	SECOND BIDDER	THIRD BIDDER	ESTIMATE
-----									
CONCRETE STAINING / SY									
504048P	(cont)	22112	MERCER	NHP-0029 (329)	2,366	\$19.00	\$23.00	\$35.00	\$80.00
-----									
CONCRETE PYLON / LF									
504053P	2022Q2	22107	OCEAN	NHP-0009 (328)	20	\$575	\$740	\$3,100	\$1,240
-----									
CONCRETE CAP / CY									
504085P	2022Q2	22121	MONMOUTH	NHP-1015 (350)	3	\$5,000	\$3,000	\$1,500	\$1,600
-----									
CONCRETE BRIDGE HEADWALL / CY									
504086P	2022Q2	22121	MONMOUTH	NHP-1015 (350)	14	\$1,800	\$2,000	\$2,000	\$1,200

HISTORICAL BID PRICE LISTING  
 BY REGION

REGION: C

PAY ITEM	CALENDAR QUARTER	CONTRACT NUMBER	COUNTY LOCATION	PROJECT DESCRIPTION	BID QUANTITY	AWARD PRICE	SECOND BIDDER	THIRD BIDDER	ESTIMATE
-----									
PRECAST CONCRETE CULVERT / LF									
505057P	2022Q2	22121	MONMOUTH	NHP-1015 (350)	44	\$15,000	\$13,000	\$9,999	\$4,300
-----									
CONCRETE STEPS, PRECAST CONCRETE / LF									
505075P	2022Q2	22120	MIDDLESEX	NHP-0018 (309)	4	\$1,500	\$2,200	\$7,500	\$2,000

HISTORICAL BID PRICE LISTING  
 BY REGION

REGION: C

PAY ITEM	CALENDAR QUARTER	CONTRACT NUMBER	COUNTY LOCATION	PROJECT DESCRIPTION	BID QUANTITY	AWARD PRICE	SECOND BIDDER	THIRD BIDDER	ESTIMATE
LUBRICATE BEARING / U									
506013P	2023Q1	22451	HUNTERDON	NHP-0040 (315)	732	\$40.00	\$40.00	\$50.00	\$100.00



HISTORICAL BID PRICE LISTING  
BY REGION

REGION: C

PAY ITEM	CALENDAR QUARTER	CONTRACT NUMBER	COUNTY LOCATION	PROJECT DESCRIPTION	BID QUANTITY	AWARD PRICE	SECOND BIDDER	THIRD BIDDER	ESTIMATE
2 1/2" BY 2 1/2" PREFORMED ELASTOMERIC J / LF									
507006P	2022Q3	22146	HUNTERDON	0078 (334)	160	\$150.00	\$156.00	\$205.00	\$130.00
-----									
STRIP SEAL EXPANSION JOINT ASSEMBLY / LF									
507015P	2022Q2	22119	SOMERSET	NHP-0078 (332)	88	\$1,100	\$550	\$1,056	\$500.00
		22119	SOMERSET	NHP-0078 (332)	88	\$1,100	\$550	\$1,056	\$500.00
-----									
CONCRETE BRIDGE DECK, HPC / CY									
507024P	2022Q2	22119	SOMERSET	NHP-0078 (332)	110	\$1,950	\$100	\$1,500	\$1,200
		22119	SOMERSET	NHP-0078 (332)	110	\$1,950	\$100	\$1,500	\$1,200
-----									
DATE PANEL / U									
507027M	2022Q2	22119	SOMERSET	NHP-0078 (332)	1	\$2,500	\$2,500	\$570	\$500.00
		22119	SOMERSET	NHP-0078 (332)	1	\$2,500	\$2,500	\$570	\$500.00
-----									
CONCRETE BRIDGE SIDEWALK, HPC / CY									
507033P	2022Q2	22108	MERCER	NHP-0029 (327)	16	\$2,780	\$1,500	\$4,000	\$1,100
		22119	SOMERSET	NHP-0078 (332)	35	\$1,200	\$800	\$1,322	\$1,000
		22119	SOMERSET	NHP-0078 (332)	35	\$1,200	\$800	\$1,322	\$1,000
-----									
CONCRETE BRIDGE PARAPET / LF									
507036P	2022Q2	22121	MONMOUTH	NHP-1015 (350)	72	\$400.00	\$600.00	\$350.00	\$1,150
-----									
BARRIER PARAPET MODIFICATIONS / LF									
507037P	2022Q2	22108	MERCER	NHP-0029 (327)	13	\$1,750	\$975	\$2,000	\$900.00
		22108	MERCER	NHP-0029 (327)	13	\$1,750	\$975	\$2,000	\$900.00
-----									
CONCRETE BRIDGE PARAPET, HPC / LF									
507039P	2022Q2	22112	MERCER	NHP-0029 (329)	705	\$550.00	\$450.00	\$300.00	\$400.00

HISTORICAL BID PRICE LISTING  
 BY REGION

REGION: C

PAY ITEM	CALENDAR QUARTER	CONTRACT NUMBER	COUNTY LOCATION	PROJECT DESCRIPTION	BID QUANTITY	AWARD PRICE	SECOND BIDDER	THIRD BIDDER	ESTIMATE
-----									
CONCRETE BRIDGE APPROACH / CY									
507051P	2022Q2	22119	SOMERSET	NHP-0078 (332)	90	\$900	\$100	\$1,050	\$900.00
		22119	SOMERSET	NHP-0078 (332)	90	\$900	\$100	\$1,050	\$900.00

HISTORICAL BID PRICE LISTING  
 BY REGION

REGION: C

PAY ITEM	CALENDAR CONTRACT QUARTER NUMBER	COUNTY LOCATION	PROJECT DESCRIPTION	BID QUANTITY	AWARD PRICE	SECOND BIDDER	THIRD BIDDER	ESTIMATE
-----	-----	-----	-----	-----	-----	-----	-----	-----
CLEAN EXISTING SCUPPERS AND PIPES / U								
508005M	2023Q1 22451	HUNTERDON	NHP-0040 (315)	20	\$50.00	\$75.00	\$500.00	\$250.00

HISTORICAL BID PRICE LISTING  
 BY REGION

REGION: C

PAY ITEM	CALENDAR QUARTER	CONTRACT NUMBER	COUNTY LOCATION	PROJECT DESCRIPTION	BID QUANTITY	AWARD PRICE	SECOND BIDDER	THIRD BIDDER	ESTIMATE
CHAIN-LINK FENCE, TYPE IV / LF									
509083P	2022Q2	22119	SOMERSET	NHP-0078 (332)	250	\$205.00	\$200.00	\$241.00	\$180.00
		22119	SOMERSET	NHP-0078 (332)	255	\$205.00	\$200.00	\$241.00	\$180.00

HISTORICAL BID PRICE LISTING  
BY REGION

REGION: C

PAY ITEM	CALENDAR QUARTER	CONTRACT NUMBER	COUNTY LOCATION	PROJECT DESCRIPTION	BID QUANTITY	AWARD PRICE	SECOND BIDDER	THIRD BIDDER	ESTIMATE
-----									
ORNAMENTAL RAILING / LF									
509100P	2022Q2	22112	MERCER	NHP-0029 (329)	110	\$400	\$1,700	\$1,800	\$725.00
-----									
BRIDGE COMB RAILING (1 RAIL, STEEL) / LF									
509150P	2022Q2	22119	SOMERSET	NHP-0078 (332)	251	\$435.00	\$350.00	\$518.00	\$400.00
		22119	SOMERSET	NHP-0078 (332)	256	\$470.00	\$350.00	\$518.00	\$400.00

HISTORICAL BID PRICE LISTING  
 BY REGION

REGION: C

PAY ITEM	CALENDAR QUARTER	CONTRACT NUMBER	COUNTY LOCATION	PROJECT DESCRIPTION	BID QUANTITY	AWARD PRICE	SECOND BIDDER	THIRD BIDDER	ESTIMATE
-----									
STEEL SHEET PILING / SF									
511006P	2022Q2	22112	MERCER	NHP-0029 (329)	15,005	\$385.00	\$300.00	\$350.00	\$500.00
-----									
TIE-ROD SYSTEM / U									
511025M	2022Q2	22112	MERCER	NHP-0029 (329)	105	\$5,000	\$4,500	\$22,000	\$12,120

HISTORICAL BID PRICE LISTING  
 BY REGION

REGION: C

PAY ITEM	CALENDAR QUARTER	CONTRACT NUMBER	COUNTY LOCATION	PROJECT DESCRIPTION	BID QUANTITY	AWARD PRICE	SECOND BIDDER	THIRD BIDDER	ESTIMATE
-----									
LANDSCAPE RETAINING WALL / SF									
513015P	2022Q2	22112	MERCER	NHP-0029 (329)	655	\$420.00	\$875.00	\$435.00	\$317.00
-----									
CONCRETE COPING / LF									
513022P	2022Q2	22112	MERCER	NHP-0029 (329)	705	\$1,100	\$550	\$425	\$550.00

HISTORICAL BID PRICE LISTING  
 BY REGION

REGION: C

PAY ITEM	CALENDAR QUARTER	CONTRACT NUMBER	COUNTY LOCATION	PROJECT DESCRIPTION	BID QUANTITY	AWARD PRICE	SECOND BIDDER	THIRD BIDDER	ESTIMATE
TEMPORARY SUPPORT / LS									
514015P	2022Q2	22119	SOMERSET	NHP-0078 (332)	1	\$150,000	\$60,000	\$120,000	\$50,000
		22119	SOMERSET	NHP-0078 (332)	1	\$150,000	\$60,000	\$120,000	\$50,000



HISTORICAL BID PRICE LISTING  
BY REGION

REGION: C

PAY ITEM	CALENDAR QUARTER	CONTRACT NUMBER	COUNTY LOCATION	PROJECT DESCRIPTION	BID QUANTITY	AWARD PRICE	SECOND BIDDER	THIRD BIDDER	ESTIMATE
-----									
CONCRETE DECK REPAIR, TYPE B / SF									
551006M	2022Q2	22120	MIDDLESEX	NHP-0018 (309)	425	\$135.00	\$80.00	\$125.00	\$120.00
	2023Q1	22451	HUNTERDON	NHP-0040 (315)	2,785	\$180.00	\$77.00	\$150.00	\$125.00
-----									
CONCRETE DECK REPAIR, TYPE C / SF									
551009M	2023Q1	22451	HUNTERDON	NHP-0040 (315)	75	\$50.00	\$100.00	\$400.00	\$183.03
-----									
CURB RECONSTRUCTION, BRIDGE / LF									
551030M	2022Q3	22146	HUNTERDON	0078 (334)	10	\$750.00	\$825.00	\$490.00	\$450.00
		22146	HUNTERDON	0078 (334)	10	\$500.00	\$825.00	\$490.00	\$450.00
		22146	HUNTERDON	0078 (334)	20	\$500.00	\$795.00	\$490.00	\$450.00

HISTORICAL BID PRICE LISTING  
 BY REGION

REGION: C

PAY ITEM	CALENDAR QUARTER	CONTRACT NUMBER	COUNTY LOCATION	PROJECT DESCRIPTION	BID QUANTITY	AWARD PRICE	SECOND BIDDER	THIRD BIDDER	ESTIMATE
PRESSURE INJECTION, CONCRETE CRACKS / LF									
552003M	2022Q2	22112	MERCER	NHP-0029 (329)	37	\$327.00	\$140.00	\$40.00	\$165.00
		22112	MERCER	NHP-0029 (329)	53	\$300.00	\$140.00	\$40.00	\$165.00
		22119	SOMERSET	NHP-0078 (332)	129	\$86.00	\$100.00	\$200.00	\$100.00
		22119	SOMERSET	NHP-0078 (332)	173	\$67.00	\$100.00	\$200.00	\$100.00
	2023Q1	22451	HUNTERDON	NHP-0040 (315)	1,000	\$40.00	\$10.00	\$100.00	\$50.00

HISTORICAL BID PRICE LISTING  
BY REGION

REGION: C

PAY ITEM	CALENDAR QUARTER	CONTRACT NUMBER	COUNTY LOCATION	PROJECT DESCRIPTION	BID QUANTITY	AWARD PRICE	SECOND BIDDER	THIRD BIDDER	ESTIMATE
-----									
POLLUTION CONTROL SYSTEM / LS									
554003P	2022Q2	22119	SOMERSET	NHP-0078 (332)	1	\$8,000	\$10,000	\$2,203	\$10,000
		22119	SOMERSET	NHP-0078 (332)	1	\$8,000	\$10,000	\$2,203	\$10,000
-----									
HAND/POWER TOOL CLEANING AND PAINTING / LS									
554006P	2022Q2	22119	SOMERSET	NHP-0078 (332)	1	\$5,000	\$25,000	\$0	\$7,500
		22119	SOMERSET	NHP-0078 (332)	1	\$5,000	\$25,000	\$0	\$7,500
-----									
CLEANING AND PAINTING OF BEARING / U									
554027P	2022Q2	22119	SOMERSET	NHP-0078 (332)	14	\$1,000	\$1,000	\$900	\$800.00
		22119	SOMERSET	NHP-0078 (332)	14	\$1,250	\$1,000	\$881	\$800.00

HISTORICAL BID PRICE LISTING  
BY REGION

REGION: C

PAY ITEM	CALENDAR QUARTER	CONTRACT NUMBER	COUNTY LOCATION	PROJECT DESCRIPTION	BID QUANTITY	AWARD PRICE	SECOND BIDDER	THIRD BIDDER	ESTIMATE
-----									
SUBSTRUCTURE CONCRETE REPAIR / SF									
555003M	2022Q2	22119	SOMERSET	NHP-0078 (332)	10	\$265.00	\$300.00	\$700.00	\$200.00
		22119	SOMERSET	NHP-0078 (332)	20	\$250.00	\$300.00	\$337.00	\$200.00
		22112	MERCER	NHP-0029 (329)	263	\$329.00	\$435.00	\$250.00	\$400.00
		22112	MERCER	NHP-0029 (329)	3,090	\$329.00	\$435.00	\$235.00	\$400.00
	2023Q1	22451	HUNTERDON	NHP-0040 (315)	25	\$400.00	\$400.00	\$400.00	\$500.00
-----									
BRIDGE DECK WATERPROOF SURFACE COURSE / T									
555006M	2022Q2	22120	MIDDLESEX	NHP-0018 (309)	57	\$1,300	\$800	\$210	\$500.00

HISTORICAL BID PRICE LISTING  
 BY REGION

REGION: C

PAY ITEM	CALENDAR QUARTER	CONTRACT NUMBER	COUNTY LOCATION	PROJECT DESCRIPTION	BID QUANTITY	AWARD PRICE	SECOND BIDDER	THIRD BIDDER	ESTIMATE
BEARING RESTRAINER / U									
556015M	2022Q2	22119	SOMERSET	NHP-0078 (332)	1	\$5,000	\$5,000	\$8,000	\$3,000

HISTORICAL BID PRICE LISTING  
BY REGION

REGION: C

PAY ITEM	CALENDAR QUARTER	CONTRACT NUMBER	COUNTY LOCATION	PROJECT DESCRIPTION	BID QUANTITY	AWARD PRICE	SECOND BIDDER	THIRD BIDDER	ESTIMATE
-----									
CONCRETE BEAM REPAIR / SF									
557003P	2022Q2	22119	SOMERSET	NHP-0078 (332)	133	\$245.00	\$300.00	\$900.00	\$200.00
		22119	SOMERSET	NHP-0078 (332)	162	\$245.00	\$300.00	\$900.00	\$200.00
-----									
CONCRETE BEAM REPAIR, TYPE A / U									
557040M	2022Q2	22119	SOMERSET	NHP-0078 (332)	7	\$245	\$1,500	\$600	\$50.00
		22119	SOMERSET	NHP-0078 (332)	16	\$245	\$1,500	\$900	\$50.00

HISTORICAL BID PRICE LISTING  
BY REGION

REGION: C

PAY ITEM	CALENDAR QUARTER	CONTRACT NUMBER	COUNTY LOCATION	PROJECT DESCRIPTION	BID QUANTITY	AWARD PRICE	SECOND BIDDER	THIRD BIDDER	ESTIMATE
-----									
12" REINFORCED CONCRETE PIPE / LF									
601120P	2022Q2	22112	MERCER	NHP-0029 (329)	2	\$160	\$800	\$1,500	\$240.00
		22107	OCEAN	NHP-0009 (328)	14	\$80.00	\$120.00	\$160.00	\$113.00
-----									
15" REINFORCED CONCRETE PIPE / LF									
601122P	2022Q2	22121	MONMOUTH	NHP-1015 (350)	20	\$70.00	\$180.00	\$82.00	\$100.00
		22112	MERCER	NHP-0029 (329)	3,093	\$165.00	\$190.00	\$135.00	\$100.00
		22120	MIDDLESEX	NHP-0018 (309)	15,187	\$87.50	\$120.00	\$200.00	\$65.00
		22107	OCEAN	NHP-0009 (328)	22,011	\$80.75	\$120.00	\$175.00	\$73.00
-----									
18" REINFORCED CONCRETE PIPE / LF									
601124P	2022Q2	22121	MONMOUTH	NHP-1015 (350)	40	\$70.00	\$210.00	\$82.00	\$150.00
		22112	MERCER	NHP-0029 (329)	657	\$175.00	\$230.00	\$185.00	\$135.00
		22120	MIDDLESEX	NHP-0018 (309)	4,374	\$98.75	\$130.00	\$210.00	\$70.00
		22107	OCEAN	NHP-0009 (328)	5,847	\$89.50	\$130.00	\$185.00	\$90.00
-----									
21" REINFORCED CONCRETE PIPE / LF									
601126P	2022Q2	22120	MIDDLESEX	NHP-0018 (309)	575	\$100.75	\$135.00	\$240.00	\$85.00
-----									
24" REINFORCED CONCRETE PIPE / LF									
601128P	2022Q2	22112	MERCER	NHP-0029 (329)	88	\$400.00	\$340.00	\$275.00	\$175.00
		22120	MIDDLESEX	NHP-0018 (309)	2,321	\$138.75	\$150.00	\$260.00	\$100.00
		22107	OCEAN	NHP-0009 (328)	3,903	\$113.00	\$155.00	\$195.00	\$100.00
-----									
30" REINFORCED CONCRETE PIPE / LF									
601132P	2022Q2	22120	MIDDLESEX	NHP-0018 (309)	97	\$143.50	\$225.00	\$370.00	\$111.00
		22107	OCEAN	NHP-0009 (328)	749	\$145.50	\$210.00	\$260.00	\$120.00
-----									
36" REINFORCED CONCRETE PIPE / LF									
601134P	2022Q2	22120	MIDDLESEX	NHP-0018 (309)	1,109	\$240.50	\$250.00	\$400.00	\$140.00

HISTORICAL BID PRICE LISTING  
BY REGION

REGION: C

PAY ITEM	CALENDAR QUARTER	CONTRACT NUMBER	COUNTY LOCATION	PROJECT DESCRIPTION	BID QUANTITY	AWARD PRICE	SECOND BIDDER	THIRD BIDDER	ESTIMATE
42" REINFORCED CONCRETE PIPE / LF									
601136P	2022Q2	22107	OCEAN	NHP-0009 (328)	12	\$294	\$360	\$1,100	\$240.00
		22112	MERCER	NHP-0029 (329)	87	\$500.00	\$465.00	\$500.00	\$195.00
-----									
48" REINFORCED CONCRETE PIPE / LF									
601138P	2022Q2	22112	MERCER	NHP-0029 (329)	3	\$600	\$1,000	\$2,500	\$250.00
-----									
15" REINFORCED CONCRETE PIPE, CLASS V / LF									
601194P	2022Q2	22120	MIDDLESEX	NHP-0018 (309)	2,380	\$94.50	\$135.00	\$210.00	\$107.00
-----									
18" REINFORCED CONCRETE PIPE, CLASS V / LF									
601196P	2022Q2	22120	MIDDLESEX	NHP-0018 (309)	353	\$97.75	\$145.00	\$270.00	\$80.00



HISTORICAL BID PRICE LISTING  
 BY REGION

REGION: C

PAY ITEM	CALENDAR QUARTER	CONTRACT NUMBER	COUNTY LOCATION	PROJECT DESCRIPTION	BID QUANTITY	AWARD PRICE	SECOND BIDDER	THIRD BIDDER	ESTIMATE
30" REINFORCED CONCRETE PIPE, CLASS V / LF									
601204P	2022Q2	22120	MIDDLESEX	NHP-0018 (309)	20	\$295.00	\$300.00	\$450.00	\$180.00
15" HIGH DENSITY POLYETHYLENE PIPE / LF									
601248P	2022Q2	22112	MERCER	NHP-0029 (329)	416	\$150.00	\$200.00	\$125.00	\$108.00
18" HIGH DENSITY POLYETHYLENE PIPE / LF									
601250P	2022Q2	22112	MERCER	NHP-0029 (329)	4	\$200	\$550	\$1,500	\$130.00

HISTORICAL BID PRICE LISTING  
 BY REGION

REGION: C

PAY ITEM	CALENDAR QUARTER	CONTRACT NUMBER	COUNTY LOCATION	PROJECT DESCRIPTION	BID QUANTITY	AWARD PRICE	SECOND BIDDER	THIRD BIDDER	ESTIMATE
15" REINFORCED CONCRETE END SECTION / U									
601370M	2022Q2	22120	MIDDLESEX	NHP-0018 (309)	2	\$2,150	\$2,500	\$4,500	\$1,200
18" REINFORCED CONCRETE END SECTION / U									
601372M	2022Q2	22120	MIDDLESEX	NHP-0018 (309)	1	\$2,260	\$2,500	\$5,000	\$1,400

HISTORICAL BID PRICE LISTING  
BY REGION

REGION: C

PAY ITEM	CALENDAR QUARTER	CONTRACT NUMBER	COUNTY LOCATION	PROJECT DESCRIPTION	BID QUANTITY	AWARD PRICE	SECOND BIDDER	THIRD BIDDER	ESTIMATE
-----									
SUBBASE OUTLET DRAIN / LF									
601404P	2022Q2	22119	SOMERSET	NHP-0078 (332)	30	\$43.00	\$75.00	\$54.00	\$60.00
		22119	SOMERSET	NHP-0078 (332)	30	\$43.00	\$75.00	\$54.00	\$60.00
		22120	MIDDLESEX	NHP-0018 (309)	132	\$76.49	\$50.00	\$70.00	\$33.00
-----									
8" CORRUGATED STEEL UNDERDRAIN PIPE / LF									
601410P	2022Q2	22121	MONMOUTH	NHP-1015 (350)	155	\$70.00	\$80.00	\$82.00	\$75.00
-----									
UNDERDRAIN, TYPE X / LF									
601417P	2022Q2	22120	MIDDLESEX	NHP-0018 (309)	17,881	\$41.50	\$35.00	\$60.00	\$32.00
-----									
8" PERFORATED HD POLYETHYLENE PIPE / LF									
601419P	2022Q2	22112	MERCER	NHP-0029 (329)	776	\$55.00	\$57.00	\$45.00	\$50.00

HISTORICAL BID PRICE LISTING  
 BY REGION

REGION: C

PAY ITEM	CALENDAR QUARTER	CONTRACT NUMBER	COUNTY LOCATION	PROJECT DESCRIPTION	BID QUANTITY	AWARD PRICE	SECOND BIDDER	THIRD BIDDER	ESTIMATE
-----	-----	-----	-----	-----	-----	-----	-----	-----	-----
14" X 23" REINFORCED CONCRETE ELLIPTICAL / LF									
601596P	2022Q2	22120	MIDDLESEX	NHP-0018 (309)	159	\$155.00	\$300.00	\$420.00	\$125.00

HISTORICAL BID PRICE LISTING  
BY REGION

REGION: C

PAY ITEM	CALENDAR QUARTER	CONTRACT NUMBER	COUNTY LOCATION	PROJECT DESCRIPTION	BID QUANTITY	AWARD PRICE	SECOND BIDDER	THIRD BIDDER	ESTIMATE
29" X 45" REINFORCED CONCRETE ELLIPTICAL / LF									
601606P	2022Q2	22120	MIDDLESEX	NHP-0018 (309)	505	\$344.50	\$400.00	\$650.00	\$275.00
38" X 60" REINFORCED CONCRETE ELLIPTICAL / LF									
601612P	2022Q2	22120	MIDDLESEX	NHP-0018 (309)	257	\$531.00	\$575.00	\$950.00	\$300.00
14" X 23" REINFORCED CONCRETE ELLIPTICAL / LF									
601630P	2022Q2	22107	OCEAN	NHP-0009 (328)	601	\$127.00	\$160.00	\$240.00	\$150.00
CLEANING EXISTING PIPE, 12" TO 24" DIAME / LF									
601670M	2022Q2	22107	OCEAN	NHP-0009 (328)	500	\$17.25	\$20.00	\$9.00	\$13.00
		22112	MERCER	NHP-0029 (329)	725	\$9.50	\$10.00	\$20.00	\$13.50
		22131	OCEAN	STBGP-D00S (595)	1,000	\$6.25	\$13.00		\$35.00
		22120	MIDDLESEX	NHP-0018 (309)	2,568	\$9.46	\$9.00	\$9.00	\$7.00
	2022Q3	22146	HUNTERDON	0078 (334)	100	\$5.00	\$12.35	\$45.00	\$15.00
	2022Q4	23404	HUNTERDON	STATE	1,000	\$8.92	\$8.92	\$5.00	\$7.00
		23406	MONMOUTH	STATE	1,000	\$8.92	\$7.85	\$6.00	\$8.00
CLEANING EXISTING PIPE, OVER 24" TO 48" / LF									
601672M	2022Q2	22120	MIDDLESEX	NHP-0018 (309)	758	\$15.77	\$20.00	\$18.00	\$8.00
	2022Q3	22146	HUNTERDON	0078 (334)	100	\$5.00	\$19.45	\$45.00	\$25.00
16" DUCTILE IRON PIPE / LF									
601680M	2022Q2	22107	OCEAN	NHP-0009 (328)	962	\$175.00	\$300.00	\$260.00	\$120.00
18" DUCTILE IRON PIPE / LF									
601681M	2022Q2	22120	MIDDLESEX	NHP-0018 (309)	75	\$196.25	\$650.00	\$400.00	\$125.00

HISTORICAL BID PRICE LISTING  
 BY REGION

REGION: C

PAY ITEM	CALENDAR QUARTER	CONTRACT NUMBER	COUNTY LOCATION	PROJECT DESCRIPTION	BID QUANTITY	AWARD PRICE	SECOND BIDDER	THIRD BIDDER	ESTIMATE
14" DUCTILE IRON PIPE / LF									
601685M	2022Q2	22120	MIDDLESEX	NHP-0018 (309)	39	\$167.25	\$425.00	\$375.00	\$125.00
		22121	MONMOUTH	NHP-1015 (350)	60	\$45.00	\$400.00	\$120.00	\$180.00

HISTORICAL BID PRICE LISTING  
 BY REGION

REGION: C

PAY ITEM	CALENDAR QUARTER	CONTRACT NUMBER	COUNTY LOCATION	PROJECT DESCRIPTION	BID QUANTITY	AWARD PRICE	SECOND BIDDER	THIRD BIDDER	ESTIMATE
CURED-IN-PLACE PIPE, 36" / LF									
601987M	2022Q2	22120	MIDDLESEX	NHP-0018 (309)	229	\$474.61	\$900.00	\$390.00	\$350.00

HISTORICAL BID PRICE LISTING  
BY REGION

REGION: C

PAY ITEM	CALENDAR QUARTER	CONTRACT NUMBER	COUNTY LOCATION	PROJECT DESCRIPTION	BID QUANTITY	AWARD PRICE	SECOND BIDDER	THIRD BIDDER	ESTIMATE
-----									
CONCRETE HEADWALL / CY									
602006P	2022Q2	22107	OCEAN	NHP-0009 (328)	41	\$1,150	\$1,900	\$1,000	\$1,800
		22120	MIDDLESEX	NHP-0018 (309)	51	\$1,650	\$2,850	\$1,500	\$1,800
-----									
INLET, TYPE A / U									
602009M	2022Q2	22112	MERCER	NHP-0029 (329)	2	\$4,000	\$7,800	\$4,500	\$5,000
		22107	OCEAN	NHP-0009 (328)	11	\$4,000	\$5,500	\$6,500	\$4,200
-----									
INLET, TYPE B / U									
602012M	2022Q2	22113	SOMERSET	NHP-0022 (351)	1	\$7,000	\$5,100	\$9,750	\$5,600
		22121	MONMOUTH	NHP-1015 (350)	1	\$4,000	\$6,000	\$6,500	\$5,500
		22112	MERCER	NHP-0029 (329)	60	\$4,500	\$8,000	\$5,200	\$5,000
		22120	MIDDLESEX	NHP-0018 (309)	121	\$5,750	\$6,500	\$7,000	\$3,600
		22107	OCEAN	NHP-0009 (328)	250	\$5,000	\$5,800	\$7,500	\$3,900
-----									
INLET, TYPE DOUBLE B / U									
602013M	2022Q2	22107	OCEAN	NHP-0009 (328)	6	\$7,250	\$12,000	\$10,000	\$7,600
		22112	MERCER	NHP-0029 (329)	12	\$7,600	\$13,000	\$10,000	\$7,600
		22120	MIDDLESEX	NHP-0018 (309)	194	\$9,000	\$10,500	\$10,500	\$7,900
-----									
INLET, TYPE C / U									
602015M	2022Q2	22107	OCEAN	NHP-0009 (328)	1	\$5,000	\$5,900	\$4,000	\$6,300
-----									
INLET, TYPE E / U									
602018M	2022Q2	22113	SOMERSET	NHP-0022 (351)	1	\$7,000	\$5,200	\$9,915	\$6,200
		22118	MIDDLESEX	NHP- 0018 (308)	1	\$5,775	\$5,000	\$2,365	\$5,350
		22112	MERCER	NHP-0029 (329)	3	\$7,200	\$10,000	\$5,200	\$5,400
		22120	MIDDLESEX	NHP-0018 (309)	6	\$7,000	\$6,500	\$7,500	\$3,400
		22107	OCEAN	NHP-0009 (328)	37	\$5,000	\$5,950	\$7,500	\$4,120



HISTORICAL BID PRICE LISTING  
BY REGION

REGION: C

PAY ITEM	CALENDAR QUARTER	CONTRACT NUMBER	COUNTY LOCATION	PROJECT DESCRIPTION	BID QUANTITY	AWARD PRICE	SECOND BIDDER	THIRD BIDDER	ESTIMATE
-----									
INLET, TYPE DOUBLE E / U									
602019M	2022Q2	22120	MIDDLESEX	NHP-0018 (309)	15	\$9,500	\$10,500	\$11,500	\$6,500
-----									
INLET, TYPE B-1 / U									
602024M	2022Q2	22120 22107	MIDDLESEX OCEAN	NHP-0018 (309) NHP-0009 (328)	1 11	\$8,500 \$6,750	\$11,000 \$7,500	\$5,300 \$9,500	\$5,400 \$6,400
-----									
INLET, TYPE B-2 / U									
602027M	2022Q2	22120 22107	MIDDLESEX OCEAN	NHP-0018 (309) NHP-0009 (328)	9 11	\$10,600 \$6,750	\$11,000 \$8,600	\$10,000 \$10,000	\$7,500 \$6,800
-----									
INLET, TYPE D-1 / U									
602030M	2022Q2	22120	MIDDLESEX	NHP-0018 (309)	45	\$5,000	\$6,500	\$7,250	\$4,200
-----									
INLET, TYPE D-2 / U									
602033M	2022Q2	22120	MIDDLESEX	NHP-0018 (309)	89	\$8,500	\$8,500	\$8,000	\$6,300
-----									
INLET, TYPE E-2 / U									
602039M	2022Q2	22120 22107	MIDDLESEX OCEAN	NHP-0018 (309) NHP-0009 (328)	1 9	\$8,500 \$9,500	\$12,500 \$9,500	\$5,750 \$10,000	\$6,200 \$7,000
-----									
MANHOLE, 4' DIAMETER / U									
602054M	2022Q2	22120 22107	MIDDLESEX OCEAN	NHP-0018 (309) NHP-0009 (328)	9 24	\$6,750 \$5,250	\$7,500 \$7,700	\$7,500 \$7,500	\$4,300 \$5,100
-----									
MANHOLE, 5' DIAMETER / U									
602057M	2022Q2	22112	MERCER	NHP-0029 (329)	1	\$4,800	\$11,000	\$10,000	\$6,300

HISTORICAL BID PRICE LISTING  
BY REGION

REGION: C

PAY ITEM	CALENDAR QUARTER	CONTRACT NUMBER	COUNTY LOCATION	PROJECT DESCRIPTION	BID QUANTITY	AWARD PRICE	SECOND BIDDER	THIRD BIDDER	ESTIMATE
-----									
MANHOLE, 5' DIAMETER / U									
602057M	(cont)	22120	MIDDLESEX	NHP-0018 (309)	7	\$7,900	\$9,000	\$10,249	\$5,400
		22107	OCEAN	NHP-0009 (328)	8	\$5,250	\$9,200	\$10,000	\$7,500
-----									
MANHOLE, 8' DIAMETER / U									
602058M	2022Q2	22107	OCEAN	NHP-0009 (328)	2	\$20,000	\$25,000	\$25,000	\$16,000
-----									
MANHOLE, 6' DIAMETER / U									
602060M	2022Q2	22112	MERCER	NHP-0029 (329)	1	\$18,000	\$24,000	\$18,000	\$7,200
		22120	MIDDLESEX	NHP-0018 (309)	2	\$10,000	\$17,500	\$16,000	\$7,500
		22107	OCEAN	NHP-0009 (328)	3	\$9,000	\$10,000	\$13,000	\$7,700
-----									
INLET CONVERTED TO MANHOLE / U									
602096M	2022Q2	22107	OCEAN	NHP-0009 (328)	3	\$2,000	\$4,000	\$3,500	\$2,500
		22112	MERCER	NHP-0029 (329)	9	\$4,500	\$2,400	\$3,000	\$1,800
-----									
MODIFIED INLET CONVERTED TO MANHOLE / U									
602097M	2022Q2	22112	MERCER	NHP-0029 (329)	3	\$6,500	\$27,000	\$3,000	\$5,200
-----									
RESET EXISTING CASTING / U									
602099M	2022Q2	22113	SOMERSET	NHP-0022 (351)	10	\$1,000	\$550	\$750	\$1,000
		22131	OCEAN	STBGP-D00S (595)	11	\$750.00	\$900.00		\$750.00
		22120	MIDDLESEX	NHP-0018 (309)	781	\$0.01	\$0.01	\$50.00	\$600.00
	2022Q3	22144	OCEAN	NHP-0072 (311)	4	\$700	\$1,000		\$429.00
		22146	HUNTERDON	0078 (334)	10	\$600	\$1,050	\$750	\$800.00
		22147	OCEAN	NHP-0009 (331)	15	\$2,800			\$320.00
	2022Q4	23404	HUNTERDON	STATE	25	\$50.00	\$50.00	\$25.00	\$825.00

HISTORICAL BID PRICE LISTING  
 BY REGION

REGION: C

PAY ITEM	CALENDAR QUARTER	CONTRACT NUMBER	COUNTY LOCATION	PROJECT DESCRIPTION	BID QUANTITY	AWARD PRICE	SECOND BIDDER	THIRD BIDDER	ESTIMATE
RESET EXISTING CASTING / U									
602099M	(cont)	23406	MONMOUTH	STATE	25	\$50.00	\$0.01	\$50.00	\$825.00
		22155	SOMERSET	NHPP-0206(335)	40	\$2,366			\$310.00

HISTORICAL BID PRICE LISTING  
BY REGION

REGION: C

PAY ITEM	CALENDAR QUARTER	CONTRACT NUMBER	COUNTY LOCATION	PROJECT DESCRIPTION	BID QUANTITY	AWARD PRICE	SECOND BIDDER	THIRD BIDDER	ESTIMATE
-----									
SET INLET TYPE A, CASTING / U									
602102M	2022Q4	23404	HUNTERDON	STATE	1	\$840	\$840	\$1,000	\$1,530
		23404	HUNTERDON	STATE	20	\$50.00	\$50.00	\$25.00	\$825.00
		23406	MONMOUTH	STATE	20	\$50.00	\$0.01	\$50.00	\$825.00
-----									
SET INLET TYPE B, CASTING / U									
602105M	2022Q2	22112	MERCER	NHP-0029 (329)	2	\$1,400	\$2,000	\$2,000	\$1,500
		22107	OCEAN	NHP-0009 (328)	40	\$1,850	\$1,200	\$2,000	\$800.00
	2022Q3	22150	MONMOUTH	NHP-0035 (334)	1	\$5,638			\$1,830
	2022Q4	23404	HUNTERDON	STATE	20	\$50.00	\$50.00	\$25.00	\$1,430
		23406	MONMOUTH	STATE	20	\$1,680	\$1,700	\$1,700	\$1,677
		23406	MONMOUTH	STATE	20	\$50.00	\$0.01	\$50.00	\$1,430
		23404	HUNTERDON	STATE	35	\$1,735	\$1,735	\$1,500	\$1,680
-----									
SET INLET TYPE E, CASTING / U									
602108M	2022Q2	22112	MERCER	NHP-0029 (329)	1	\$1,500	\$2,200	\$2,000	\$1,600
		22121	MONMOUTH	NHP-1015 (350)	1	\$2,500	\$500	\$2,300	\$1,500
		22107	OCEAN	NHP-0009 (328)	10	\$1,950	\$1,200	\$2,000	\$812.00
	2022Q4	23406	MONMOUTH	STATE	5	\$1,735	\$1,800	\$2,000	\$1,617
		23404	HUNTERDON	STATE	8	\$1,785	\$1,785	\$1,500	\$1,750
		23404	HUNTERDON	STATE	20	\$50.00	\$50.00	\$25.00	\$1,760
		23406	MONMOUTH	STATE	20	\$50.00	\$0.01	\$50.00	\$1,760
-----									
SET INLET TYPE ES, CASTING / U									
602111M	2022Q4	23404	HUNTERDON	STATE	2	\$4,195	\$4,195	\$2,000	\$2,500
		23404	HUNTERDON	STATE	5	\$50.00	\$50.00	\$25.00	\$2,310
		23406	MONMOUTH	STATE	5	\$50.00	\$0.01	\$100.00	\$2,310
		23406	MONMOUTH	STATE	9	\$3,780	\$3,000	\$3,000	\$3,855
-----									
SET MANHOLE CASTING / U									
602114M	2022Q2	22107	OCEAN	NHP-0009 (328)	11	\$1,135	\$1,200	\$1,500	\$680.00

HISTORICAL BID PRICE LISTING  
BY REGION

REGION: C

PAY ITEM	CALENDAR QUARTER	CONTRACT NUMBER	COUNTY LOCATION	PROJECT DESCRIPTION	BID QUANTITY	AWARD PRICE	SECOND BIDDER	THIRD BIDDER	ESTIMATE
SET MANHOLE CASTING / U									
602114M	2022Q4	23404	HUNTERDON	STATE	10	\$50.00	\$50.00	\$25.00	\$990.00
		23406	MONMOUTH	STATE	10	\$50.00	\$0.01	\$100.00	\$990.00
		23404	HUNTERDON	STATE	14	\$1,009	\$1,009	\$1,000	\$1,200
		23406	MONMOUTH	STATE	15	\$1,025	\$975	\$1,200	\$955.00
SET SQUARE FRAMED MANHOLE CASTING, CIRCU / U									
602117M	2022Q4	23404	HUNTERDON	STATE	4	\$2,045	\$2,045	\$2,000	\$2,000
		23406	MONMOUTH	STATE	4	\$2,550	\$2,150	\$3,000	\$2,155
RECONSTRUCTED INLET, TYPE A, USING EXIST / U									
602120M	2022Q4	23404	HUNTERDON	STATE	5	\$50.00	\$50.00	\$25.00	\$800.00
		23406	MONMOUTH	STATE	5	\$50.00	\$0.01	\$100.00	\$800.00
RECONSTRUCTED INLET, TYPE B, USING EXIST / U									
602123M	2022Q2	22131	OCEAN	STBGP-D00S (595)	5	\$2,100	\$3,200		\$1,400
	2022Q4	23404	HUNTERDON	STATE	5	\$50.00	\$50.00	\$25.00	\$1,000
		23406	MONMOUTH	STATE	5	\$50.00	\$0.01	\$100.00	\$1,000
RECONSTRUCTED INLET, TYPE E, USING EXIST / U									
602129M	2022Q4	23404	HUNTERDON	STATE	5	\$50.00	\$50.00	\$25.00	\$1,600
		23406	MONMOUTH	STATE	5	\$50.00	\$0.01	\$100.00	\$1,600
RECONSTRUCTED INLET, TYPE D-1, USING EXI / U									
602138M	2022Q3	22146	HUNTERDON	0078 (334)	4	\$1,300	\$4,500	\$1,500	\$6,000
RECONSTRUCTED INLET, TYPE D-2, USING EXI / U									
602141M	2022Q3	22146	HUNTERDON	0078 (334)	4	\$1,300	\$5,000	\$1,500	\$6,000

HISTORICAL BID PRICE LISTING  
BY REGION

REGION: C

PAY ITEM	CALENDAR QUARTER	CONTRACT NUMBER	COUNTY LOCATION	PROJECT DESCRIPTION	BID QUANTITY	AWARD PRICE	SECOND BIDDER	THIRD BIDDER	ESTIMATE
RECONSTRUCTED INLET, TYPE A, USING NEW C / U									
602150M	2022Q2	22107	OCEAN	NHP-0009 (328)	3	\$1,525	\$3,200	\$5,000	\$1,437
	2022Q4	23404	HUNTERDON	STATE	1	\$840	\$840	\$2,000	\$1,800
		23404	HUNTERDON	STATE	10	\$50.00	\$50.00	\$25.00	\$1,100
		23406	MONMOUTH	STATE	10	\$50.00	\$0.01	\$100.00	\$1,100
-----									
RECONSTRUCTED INLET, TYPE B, USING NEW C / U									
602153M	2022Q2	22119	SOMERSET	NHP-0078 (332)	1	\$2,750	\$4,500	\$2,955	\$3,500
		22107	OCEAN	NHP-0009 (328)	27	\$1,865	\$3,200	\$4,800	\$890.00
		22120	MIDDLESEX	NHP-0018 (309)	40	\$2,000	\$1,500	\$4,000	\$2,700
	2022Q3	22146	HUNTERDON	0078 (334)	2	\$2,000	\$3,500	\$2,050	\$8,000
	2022Q4	23406	MONMOUTH	STATE	19	\$2,100	\$1,850	\$1,800	\$2,260
		23404	HUNTERDON	STATE	20	\$50.00	\$50.00	\$25.00	\$1,600
		23406	MONMOUTH	STATE	20	\$50.00	\$0.01	\$100.00	\$1,600
		23404	HUNTERDON	STATE	37	\$2,465	\$2,465	\$2,000	\$2,000
-----									
RECONSTRUCTED INLET, TYPE E, USING NEW C / U									
602159M	2022Q2	22107	OCEAN	NHP-0009 (328)	6	\$2,000	\$3,250	\$4,500	\$900.00
		22120	MIDDLESEX	NHP-0018 (309)	10	\$2,250	\$1,500	\$4,000	\$2,500
	2022Q3	22146	HUNTERDON	0078 (334)	3	\$2,000	\$3,500	\$2,075	\$9,000
	2022Q4	23404	HUNTERDON	STATE	1	\$2,515	\$2,515	\$2,000	\$2,400
		23406	MONMOUTH	STATE	2	\$2,365	\$2,000	\$2,400	\$2,443
		23404	HUNTERDON	STATE	10	\$50.00	\$50.00	\$25.00	\$1,650
		23406	MONMOUTH	STATE	10	\$50.00	\$0.01	\$100.00	\$1,650
-----									
RECONSTRUCTED INLET, TYPE ES, USING NEW / U									
602160M	2022Q4	23404	HUNTERDON	STATE	1	\$4,885	\$4,885	\$3,500	\$4,500
		23406	MONMOUTH	STATE	7	\$4,045	\$2,950	\$3,000	\$4,012

HISTORICAL BID PRICE LISTING  
BY REGION

REGION: C

PAY ITEM	CALENDAR QUARTER	CONTRACT NUMBER	COUNTY LOCATION	PROJECT DESCRIPTION	BID QUANTITY	AWARD PRICE	SECOND BIDDER	THIRD BIDDER	ESTIMATE
RECONSTRUCTED MANHOLE, USING EXISTING CA / U									
602180M	2022Q2	22107	OCEAN	NHP-0009 (328)	2	\$775	\$2,600	\$4,500	\$1,160
	2022Q4	23404	HUNTERDON	STATE	5	\$50.00	\$50.00	\$25.00	\$2,200
		23406	MONMOUTH	STATE	5	\$50.00	\$0.01	\$50.00	\$2,200
-----									
RECONSTRUCTED MANHOLE, USING NEW CASTING / U									
602183M	2022Q2	22107	OCEAN	NHP-0009 (328)	7	\$1,300	\$3,200	\$4,000	\$1,500
		22120	MIDDLESEX	NHP-0018 (309)	10	\$1,250	\$1,200	\$3,600	\$2,000
	2022Q4	23404	HUNTERDON	STATE	5	\$50.00	\$50.00	\$25.00	\$1,540
		23406	MONMOUTH	STATE	5	\$50.00	\$0.01	\$50.00	\$1,540

HISTORICAL BID PRICE LISTING  
BY REGION

REGION: C

PAY ITEM	CALENDAR QUARTER	CONTRACT NUMBER	COUNTY LOCATION	PROJECT DESCRIPTION	BID QUANTITY	AWARD PRICE	SECOND BIDDER	THIRD BIDDER	ESTIMATE
BICYCLE SAFE GRATE / U									
602210M	2022Q2	22108	MERCER	NHP-0029 (327)	1	\$875	\$625	\$2,000	\$816.00
		22119	SOMERSET	NHP-0078 (332)	5	\$610.00	\$500.00	\$617.00	\$400.00
		22113	SOMERSET	NHP-0022 (351)	10	\$1,000	\$368	\$400	\$380.00
		22120	MIDDLESEX	NHP-0018 (309)	22	\$375	\$650	\$1,000	\$400.00
	2022Q4	23404	HUNTERDON	STATE	3	\$500.00	\$500.00	\$250.00	\$800.00
		23406	MONMOUTH	STATE	4	\$515.00	\$500.00	\$500.00	\$347.00
		23404	HUNTERDON	STATE	100	\$50.00	\$50.00	\$25.00	\$275.00
		23406	MONMOUTH	STATE	100	\$50.00	\$10.00	\$25.00	\$275.00
-----									
CURB PIECE / U									
602213M	2022Q2	22116	MERCER	CRRSAA-FLEX-0027 (304)	2	\$700.00	\$350.00	\$220.00	\$800.00
		22108	MERCER	NHP-0029 (327)	8	\$73	\$550	\$2,000	\$661.00
		22113	SOMERSET	NHP-0022 (351)	10	\$1,000	\$345	\$390	\$650.00
		22131	OCEAN	STBGP-D00S (595)	24	\$600.00	\$900.00		\$700.00
		22120	MIDDLESEX	NHP-0018 (309)	52	\$550.00	\$650.00	\$900.00	\$500.00
	2022Q3	22146	HUNTERDON	0078 (334)	6	\$350	\$1,000	\$595	\$500.00
		22147	OCEAN	NHP-0009 (331)	10	\$1,500			\$350.00
	2022Q4	23406	MONMOUTH	STATE	3	\$475.00	\$550.00	\$500.00	\$575.00
		23404	HUNTERDON	STATE	7	\$459.00	\$459.00	\$350.00	\$450.00
		23404	HUNTERDON	STATE	125	\$50.00	\$50.00	\$25.00	\$275.00
		23406	MONMOUTH	STATE	125	\$50.00	\$10.00	\$25.00	\$275.00
-----									
CLEANING DRAINAGE STRUCTURE / U									
602216M	2022Q2	22107	OCEAN	NHP-0009 (328)	8	\$550	\$1,400	\$440	\$350.00
		22112	MERCER	NHP-0029 (329)	12	\$330.00	\$350.00	\$650.00	\$330.00
		22131	OCEAN	STBGP-D00S (595)	25	\$550.00	\$525.00		\$400.00
		22120	MIDDLESEX	NHP-0018 (309)	34	\$275.00	\$400.00	\$300.00	\$300.00
	2022Q3	22147	OCEAN	NHP-0009 (331)	10	\$1,398			\$320.00
	2022Q4	23404	HUNTERDON	STATE	2	\$400	\$400	\$1,000	\$400.00



HISTORICAL BID PRICE LISTING  
BY REGION

REGION: C

PAY ITEM	CALENDAR QUARTER	CONTRACT NUMBER	COUNTY LOCATION	PROJECT DESCRIPTION	BID QUANTITY	AWARD PRICE	SECOND BIDDER	THIRD BIDDER	ESTIMATE
-----									
CLEANING DRAINAGE STRUCTURE / U									
602216M	(cont)	23406	MONMOUTH	STATE	2	\$550.00	\$950.00	\$500.00	\$450.00
		23404	HUNTERDON	STATE	50	\$50.00	\$50.00	\$25.00	\$375.00
		23406	MONMOUTH	STATE	50	\$50.00	\$5.00	\$1.00	\$375.00
-----									
OUTLET CONTROL STRUCTURE / U									
602223M	2022Q2	22107	OCEAN	NHP-0009 (328)	4	\$20,000	\$13,000	\$35,000	\$12,000
		22120	MIDDLESEX	NHP-0018 (309)	4	\$29,000	\$20,000	\$22,000	\$25,000
-----									
JUNCTION CHAMBER / U									
602226M	2022Q2	22112	MERCER	NHP-0029 (329)	11	\$15,000	\$20,000	\$20,000	\$6,800
		22120	MIDDLESEX	NHP-0018 (309)	64	\$25,000	\$15,000	\$18,000	\$16,000
-----									
MANUFACTURED TREATMENT DEVICE / U									
602229M	2022Q2	22112	MERCER	NHP-0029 (329)	3	\$25,000	\$31,000	\$25,000	\$62,600
		22120	MIDDLESEX	NHP-0018 (309)	4	\$127,500	\$75,000	\$65,000	\$40,000
-----									
SPECIAL DRAINAGE STRUCTURE / U									
602235M	2022Q2	22112	MERCER	NHP-0029 (329)	1	\$29,000	\$40,000	\$30,000	\$28,000
		22112	MERCER	NHP-0029 (329)	2	\$15,000	\$18,000	\$20,000	\$15,500
		22112	MERCER	NHP-0029 (329)	4	\$13,000	\$17,000	\$20,000	\$15,000
		22112	MERCER	NHP-0029 (329)	5	\$13,000	\$24,000	\$20,000	\$17,200
-----									
INLET, NON-STANDARD / U									
602290M	2022Q2	22107	OCEAN	NHP-0009 (328)	7	\$17,500	\$14,000	\$25,000	\$6,000
-----									
18" TIDE CONTROL CHECK VALVE, INLINE / U									
602291M	2022Q2	22112	MERCER	NHP-0029 (329)	2	\$8,000	\$5,600	\$6,500	\$9,800

HISTORICAL BID PRICE LISTING  
 BY REGION

REGION: C

PAY ITEM	CALENDAR QUARTER	CONTRACT NUMBER	COUNTY LOCATION	PROJECT DESCRIPTION	BID QUANTITY	AWARD PRICE	SECOND BIDDER	THIRD BIDDER	ESTIMATE
-----									
24" TIDE CONTROL CHECK VALVE, INLINE / U									
602292M	2022Q2	22112	MERCER	NHP-0029 (329)	2	\$8,500	\$9,300	\$7,000	\$13,000
-----									
30" TIDE CONTROL CHECK VALVE, INLINE / U									
602293M	2022Q2	22112	MERCER	NHP-0029 (329)	1	\$16,000	\$11,700	\$8,500	\$16,300
-----									
36" TIDE CONTROL CHECK VALVE, INLINE / U									
602294M	2022Q2	22112	MERCER	NHP-0029 (329)	1	\$17,000	\$18,000	\$10,000	\$19,500
-----									
42" TIDE CONTROL CHECK VALVE, INLINE / U									
602295M	2022Q2	22112	MERCER	NHP-0029 (329)	2	\$21,000	\$20,000	\$14,000	\$22,800

HISTORICAL BID PRICE LISTING  
BY REGION

REGION: C

PAY ITEM	CALENDAR QUARTER	CONTRACT NUMBER	COUNTY LOCATION	PROJECT DESCRIPTION	BID QUANTITY	AWARD PRICE	SECOND BIDDER	THIRD BIDDER	ESTIMATE
-----									
15" TIDE CONTROL CHECK VALVE, INLINE / U									
602307M	2022Q2	22112	MERCER	NHP-0029 (329)	3	\$6,220	\$6,000	\$5,000	\$8,200
-----									
48" TIDE CONTROL CHECK VALVE, INLINE / U									
602316M	2022Q2	22112	MERCER	NHP-0029 (329)	2	\$42,000	\$23,000	\$20,000	\$26,000
-----									
TIDAL CHECK VALVE, SIZE 15" / U									
602344M	2022Q2	22112	MERCER	NHP-0029 (329)	1	\$13,000	\$6,500	\$5,000	\$8,200
-----									
TIDAL CHECK VALVE, SIZE 18" / U									
602345M	2022Q2	22112	MERCER	NHP-0029 (329)	1	\$14,000	\$7,500	\$6,500	\$9,800

HISTORICAL BID PRICE LISTING  
BY REGION

REGION: C

PAY ITEM	CALENDAR QUARTER	CONTRACT NUMBER	COUNTY LOCATION	PROJECT DESCRIPTION	BID QUANTITY	AWARD PRICE	SECOND BIDDER	THIRD BIDDER	ESTIMATE
-----									
RIPRAP STONE SLOPE PROTECTION,_"THICK / SY									
603017P	2022Q2	22121	MONMOUTH	NHP-1015 (350)	70	\$40.00	\$60.00	\$100.00	\$150.00
		22107	OCEAN	NHP-0009 (328)	129	\$55.00	\$40.00	\$200.00	\$70.00
		22112	MERCER	NHP-0029 (329)	1,391	\$230.00	\$325.00	\$265.00	\$250.00
-----									
RIPRAP STONE CHANNEL PROTECTION, 12" THI / SY									
603036P	2022Q2	22107	OCEAN	NHP-0009 (328)	58	\$100.00	\$80.00	\$325.00	\$110.00
		22120	MIDDLESEX	NHP-0018 (309)	963	\$50.00	\$125.00	\$85.00	\$69.00
-----									
RIPRAP STONE CHANNEL PROTECTION, 16" THI / SY									
603039P	2022Q4	23404	HUNTERDON	STATE	75	\$125.00	\$125.00	\$180.00	\$102.00
-----									
DRAPED ROCKFALL MESH / SY									
603062P	2022Q2	22119	SOMERSET	NHP-0078 (332)	2,613	\$125.00	\$150.00	\$200.00	\$150.00

HISTORICAL BID PRICE LISTING  
 BY REGION

REGION: C

PAY ITEM	CALENDAR QUARTER	CONTRACT NUMBER	COUNTY LOCATION	PROJECT DESCRIPTION	BID QUANTITY	AWARD PRICE	SECOND BIDDER	THIRD BIDDER	ESTIMATE
GABION WALL / CY									
604003P	2022Q2	22121	MONMOUTH	NHP-1015 (350)	3	\$1,500	\$1,500	\$1,200	\$1,500
		22107	OCEAN	NHP-0009 (328)	371	\$650.00	\$270.00	\$360.00	\$450.00
-----									
GABION CHANNEL LINING / CY									
604012P	2022Q2	22107	OCEAN	NHP-0009 (328)	38	\$475.00	\$400.00	\$550.00	\$240.00

HISTORICAL BID PRICE LISTING  
BY REGION

REGION: C

PAY ITEM	CALENDAR QUARTER	CONTRACT NUMBER	COUNTY LOCATION	PROJECT DESCRIPTION	BID QUANTITY	AWARD PRICE	SECOND BIDDER	THIRD BIDDER	ESTIMATE
-----									
CHAIN-LINK FENCE, ALUMINUM-COATED STEEL, / LF									
605009P	2022Q2	22119 22462	SOMERSET MONMOUTH	NHP-0078 (332) STATE	320 3,000	\$76.00 \$65.00	\$40.00 \$94.75	\$76.00	\$50.00 \$75.00
-----									
POST AND RAIL FENCE / LF									
605010P	2022Q2	22107	OCEAN	NHP-0009 (328)	2,311	\$28.00	\$80.00	\$68.00	\$42.00
-----									
CHAIN-LINK FENCE, PVC-COATED STEEL, 6' H / LF									
605027P	2022Q2	22462	MONMOUTH	STATE	1,400	\$65.00	\$99.25		\$79.00
-----									
CHAIN-LINK FENCE, 7' HIGH / LF									
605048P	2022Q2	22131	OCEAN	STBGP-D00S (595)	99	\$73.00	\$115.00		\$40.00
-----									
GATE, CHAIN-LINK FENCE, ALUMINUM COATED / U									
605060M	2022Q2	22462	MONMOUTH	STATE	3	\$0.01	\$555.00		\$350.00
-----									
GATE, CHAIN-LINK FENCE, ALUMINUM COATED / U									
605066M	2022Q2	22462	MONMOUTH	STATE	3	\$0	\$1,099		\$400.00
-----									
GATE, CHAIN-LINK FENCE, ALUMINUM COATED / U									
605069M	2022Q2	22462	MONMOUTH	STATE	3	\$0	\$1,445		\$450.00
-----									
GATE, CHAIN-LINK FENCE, ALUMINUM COATED / U									
605072M	2022Q2	22462	MONMOUTH	STATE	3	\$0	\$1,495		\$500.00
-----									
GATE, CHAIN-LINK FENCE, ALUMINUM COATED / U									
605081M	2022Q2	22462	MONMOUTH	STATE	3	\$0	\$2,045		\$600.00

HISTORICAL BID PRICE LISTING  
BY REGION

REGION: C

PAY ITEM	CALENDAR QUARTER	CONTRACT NUMBER	COUNTY LOCATION	PROJECT DESCRIPTION	BID QUANTITY	AWARD PRICE	SECOND BIDDER	THIRD BIDDER	ESTIMATE
-----									
GATE, CHAIN-LINK FENCE, PVC-COATED STEEL / U									
605099M	2022Q2	22462	MONMOUTH	STATE	3	\$0.01	\$840.00		\$360.00

HISTORICAL BID PRICE LISTING  
BY REGION

REGION: C

PAY ITEM	CALENDAR QUARTER	CONTRACT NUMBER	COUNTY LOCATION	PROJECT DESCRIPTION	BID QUANTITY	AWARD PRICE	SECOND BIDDER	THIRD BIDDER	ESTIMATE
GATE, CHAIN-LINK FENCE, PVC-COATED STEEL / U									
605105M	2022Q2	22462	MONMOUTH	STATE	3	\$0	\$1,750		\$410.00
GATE, CHAIN-LINK FENCE, PVC-COATED STEEL / U									
605108M	2022Q2	22462	MONMOUTH	STATE	3	\$0	\$2,175		\$460.00
GATE, CHAIN-LINK FENCE, PVC-COATED STEEL / U									
605111M	2022Q2	22462	MONMOUTH	STATE	3	\$0	\$2,250		\$630.00
GATE, CHAIN-LINK FENCE, PVC-COATED STEEL / U									
605120M	2022Q2	22462	MONMOUTH	STATE	3	\$0	\$3,030		\$650.00
SLIDING GATE, SECURITY FENCE, 12' WIDE / U									
605152M	2022Q2	22462	MONMOUTH	STATE	2	\$0	\$4,625		\$4,125
REPAIRING CHAIN-LINK FENCE / LF									
605174M	2022Q2	22462	MONMOUTH	STATE	2,000	\$60.00	\$74.22		\$55.00
BARRIER CURB MOUNTED FENCE / LF									
605175M	2022Q2	22120 22462	MIDDLESEX MONMOUTH	NHP-0018 (309) STATE	264 740	\$125.00 \$145.00	\$130.00 \$144.65	\$135.00	\$150.00 \$115.00
TEMPORARY CHAIN-LINK FENCE, 6' HIGH / LF									
605183P	2022Q2	22121	MONMOUTH	NHP-1015 (350)	322	\$10.00	\$40.00	\$40.00	\$25.00
HANDRAIL / LF									
605193P	2022Q2	22112	MERCER	NHP-0029 (329)	19	\$500.00	\$750.00	\$500.00	\$200.00



HISTORICAL BID PRICE LISTING  
 BY REGION

REGION: C

PAY ITEM	CALENDAR QUARTER	CONTRACT NUMBER	COUNTY LOCATION	PROJECT DESCRIPTION	BID QUANTITY	AWARD PRICE	SECOND BIDDER	THIRD BIDDER	ESTIMATE
RESET FENCE / LF									
605212P	2022Q2	22107	OCEAN	NHP-0009 (328)	30	\$27.00	\$65.00	\$95.00	\$70.00
		22462	MONMOUTH	STATE	500	\$145.00	\$144.65		\$145.00
		22462	MONMOUTH	STATE	1,000	\$60.00	\$74.22		\$60.00

HISTORICAL BID PRICE LISTING  
BY REGION

REGION: C

PAY ITEM	CALENDAR QUARTER	CONTRACT NUMBER	COUNTY LOCATION	PROJECT DESCRIPTION	BID QUANTITY	AWARD PRICE	SECOND BIDDER	THIRD BIDDER	ESTIMATE
HOT MIX ASPHALT SIDEWALK, 5" THICK / SY									
606006P	2022Q2	22131	OCEAN	STBGP-D00S (595)	36	\$65.00	\$170.00		\$150.00
		22120	MIDDLESEX	NHP-0018 (309)	500	\$70.00	\$38.00	\$71.00	\$135.00
-----									
CONCRETE SIDEWALK, 4" THICK / SY									
606012P	2022Q2	22121	MONMOUTH	NHP-1015 (350)	1	\$1,500	\$500	\$500	\$300.00
		22113	SOMERSET	NHP-0022 (351)	28	\$215.00	\$157.50	\$340.00	\$100.00
		22131	OCEAN	STBGP-D00S (595)	579	\$190.00	\$200.00		\$100.00
		22118	MIDDLESEX	NHP- 0018 (308)	582	\$160.00	\$140.00	\$138.96	\$75.00
		22120	MIDDLESEX	NHP-0018 (309)	9,858	\$70.00	\$110.00	\$114.00	\$105.00
		22107	OCEAN	NHP-0009 (328)	18,719	\$65.00	\$105.00	\$112.00	\$103.00
	2022Q3	22144	OCEAN	NHP-0072 (311)	55	\$215.00	\$200.00		\$100.00
	2022Q4	23404	HUNTERDON	STATE	500	\$100.00	\$100.00	\$50.00	\$77.00
		23406	MONMOUTH	STATE	500	\$100.00	\$40.00	\$75.00	\$77.00
	2023Q1	22451	HUNTERDON	NHP-0040 (315)	250	\$100.00	\$75.00	\$300.00	\$150.00
-----									
TINTED CONCRETE SIDEWALK, 4" THICK / SY									
606013P	2022Q2	22107	OCEAN	NHP-0009 (328)	22	\$175.00	\$245.00	\$210.00	\$100.00
		22116	MERCER	CRRSAA-FLEX-0027 (304)	238	\$140.00	\$400.00	\$123.00	\$260.00
-----									
CONCRETE SIDEWALK, 6" THICK / SY									
606018P	2022Q2	22119	SOMERSET	NHP-0078 (332)	63	\$105.00	\$150.00	\$187.00	\$100.00
		22112	MERCER	NHP-0029 (329)	790	\$165.00	\$150.00	\$110.00	\$120.00
	2022Q4	23406	MONMOUTH	STATE	43	\$175.00	\$180.00	\$220.00	\$103.00
		23404	HUNTERDON	STATE	79	\$145.50	\$145.50	\$100.00	\$300.00
		23404	HUNTERDON	STATE	250	\$45.00	\$45.00	\$50.00	\$82.00
		23406	MONMOUTH	STATE	250	\$45.00	\$40.00	\$75.00	\$82.00
-----									
CONCRETE SIDEWALK, 8" THICK / SY									
606021P	2022Q2	22113	SOMERSET	NHP-0022 (351)	20	\$270.00	\$183.75	\$455.00	\$180.00

HISTORICAL BID PRICE LISTING  
BY REGION

REGION: C

PAY ITEM	CALENDAR QUARTER	CONTRACT NUMBER	COUNTY LOCATION	PROJECT DESCRIPTION	BID QUANTITY	AWARD PRICE	SECOND BIDDER	THIRD BIDDER	ESTIMATE
CONCRETE SIDEWALK, 8" THICK / SY									
606021P	(cont)	22120	MIDDLESEX	NHP-0018 (309)	175	\$180.00	\$210.00	\$245.00	\$135.00
		22108	MERCER	NHP-0029 (327)	404	\$405.00	\$345.00	\$300.00	\$145.00
-----									
HOT MIX ASPHALT DRIVEWAY, 1 1/2" THICK / SY									
606030P	2022Q2	22107	OCEAN	NHP-0009 (328)	245	\$40.00	\$25.00	\$96.00	\$52.00
-----									
HOT MIX ASPHALT DRIVEWAY, 4" THICK / SY									
606036P	2022Q2	22120	MIDDLESEX	NHP-0018 (309)	4,462	\$75.00	\$45.00	\$60.00	\$40.00
-----									
HOT MIX ASPHALT DRIVEWAY, 6" THICK / SY									
606039P	2022Q2	22107	OCEAN	NHP-0009 (328)	10,553	\$68.00	\$56.00	\$72.00	\$42.00
	2022Q4	23406	MONMOUTH	STATE	194	\$145.00	\$40.00	\$72.00	\$60.00
		23404	HUNTERDON	STATE	250	\$10.00	\$10.00	\$0.02	\$77.00
		23406	MONMOUTH	STATE	250	\$10.00	\$15.00	\$25.00	\$77.00
		23404	HUNTERDON	STATE	722	\$126.83	\$126.83	\$50.00	\$50.00
-----									
HOT MIX ASPHALT DRIVEWAY, VARIABLE THICK / SY									
606042P	2022Q2	22120	MIDDLESEX	NHP-0018 (309)	2,384	\$250.00	\$85.00	\$84.00	\$60.00
	2022Q4	23404	HUNTERDON	STATE	250	\$10.00	\$10.00	\$0.02	\$60.00
		23406	MONMOUTH	STATE	250	\$10.00	\$15.00	\$15.00	\$60.00
		23404	HUNTERDON	STATE	2,867	\$64.54	\$64.54	\$50.00	\$55.00
		23406	MONMOUTH	STATE	4,823	\$72.50	\$34.50	\$38.00	\$30.00
-----									
STONE OR GRAVEL DRIVEWAY, ___" THICK / SY									
606044P	2022Q2	22120	MIDDLESEX	NHP-0018 (309)	51	\$45.00	\$40.00	\$71.00	\$38.00
		22121	MONMOUTH	NHP-1015 (350)	295	\$25.00	\$50.00	\$25.00	\$25.00

HISTORICAL BID PRICE LISTING  
BY REGION

REGION: C

PAY ITEM	CALENDAR QUARTER	CONTRACT NUMBER	COUNTY LOCATION	PROJECT DESCRIPTION	BID QUANTITY	AWARD PRICE	SECOND BIDDER	THIRD BIDDER	ESTIMATE
-----									
CONCRETE DRIVEWAY, 6" THICK / SY									
606051P	2022Q2	22120	MIDDLESEX	NHP-0018 (309)	354	\$135.00	\$170.00	\$185.00	\$140.00
		22107	OCEAN	NHP-0009 (328)	4,499	\$130.00	\$120.00	\$120.00	\$100.00
	2022Q4	23406	MONMOUTH	STATE	45	\$180.00	\$180.00	\$210.00	\$80.00
		23404	HUNTERDON	STATE	49	\$105.00	\$105.00	\$100.00	\$150.00
-----									
CONCRETE DRIVEWAY, REINFORCED, 8" THICK / SY									
606060P	2022Q2	22120	MIDDLESEX	NHP-0018 (309)	2,780	\$180.00	\$200.00	\$210.00	\$200.00
	2022Q4	23406	MONMOUTH	STATE	70	\$230.00	\$240.00	\$164.00	\$187.00
		23404	HUNTERDON	STATE	80	\$105.00	\$105.00	\$150.00	\$200.00
-----									
CONCRETE ISLAND, 4" THICK / SY									
606075P	2022Q2	22118	MIDDLESEX	NHP- 0018 (308)	4	\$162.00	\$225.00	\$138.96	\$154.00
		22107	OCEAN	NHP-0009 (328)	118	\$150.00	\$245.00	\$270.00	\$125.00
		22107	OCEAN	NHP-0009 (328)	439	\$65.00	\$115.00	\$135.00	\$125.00
		22120	MIDDLESEX	NHP-0018 (309)	952	\$70.00	\$200.00	\$220.00	\$95.00
-----									
CONCRETE ISLAND, 6" THICK / SY									
606078P	2022Q2	22112	MERCER	NHP-0029 (329)	10	\$150.00	\$140.00	\$200.00	\$130.00
	2022Q4	23406	MONMOUTH	STATE	151	\$180.00	\$180.00	\$138.00	\$164.00
		23404	HUNTERDON	STATE	368	\$131.80	\$131.80	\$100.00	\$172.00
-----									
DETECTABLE WARNING SURFACE / SY									
606084P	2022Q2	22113	SOMERSET	NHP-0022 (351)	15	\$540.00	\$265.00	\$400.00	\$340.00
		22131	OCEAN	STBGP-D00S (595)	26	\$225.00	\$400.00		\$340.00
		22118	MIDDLESEX	NHP- 0018 (308)	65	\$330.00	\$550.00	\$265.00	\$275.00
		22120	MIDDLESEX	NHP-0018 (309)	192	\$275.00	\$900.00	\$440.00	\$268.00
		22107	OCEAN	NHP-0009 (328)	282	\$265.00	\$400.00	\$360.00	\$270.00

HISTORICAL BID PRICE LISTING  
BY REGION

REGION: C

PAY ITEM	CALENDAR QUARTER	CONTRACT NUMBER	COUNTY LOCATION	PROJECT DESCRIPTION	BID QUANTITY	AWARD PRICE	SECOND BIDDER	THIRD BIDDER	ESTIMATE
-----									
DETECTABLE WARNING SURFACE / SY									
606084P	2022Q3	22144	OCEAN	NHP-0072 (311)	7	\$140	\$3,000		\$275.00
	2022Q4	23404	HUNTERDON	STATE	4	\$340	\$340	\$2,500	\$250.00
		23406	MONMOUTH	STATE	4	\$315.00	\$130.00	\$150.00	\$960.00
		23404	HUNTERDON	STATE	50	\$300.00	\$300.00	\$300.00	\$200.00
		23406	MONMOUTH	STATE	50	\$300.00	\$100.00	\$100.00	\$200.00
-----									
DETECTABLE WARNING SURFACE, CAST IRON / SY									
606088P	2022Q2	22116	MERCER	CRRSAA-FLEX-0027 (304	14	\$450.00	\$400.00	\$440.00	\$550.00
-----									
TURF PAVERS / SY									
606095P	2022Q2	22121	MONMOUTH	NHP-1015 (350)	58	\$235.00	\$200.00	\$130.00	\$93.00

HISTORICAL BID PRICE LISTING  
 BY REGION

REGION: C

PAY ITEM	CALENDAR QUARTER	CONTRACT NUMBER	COUNTY LOCATION	PROJECT DESCRIPTION	BID QUANTITY	AWARD PRICE	SECOND BIDDER	THIRD BIDDER	ESTIMATE
BLUESTONE SIDEWALK / SY									
606120P	2022Q2	22116	MERCER	CRRSAA-FLEX-0027 (304	163	\$250.00	\$550.00	\$871.00	\$250.00

HISTORICAL BID PRICE LISTING  
BY REGION

REGION: C

PAY ITEM	CALENDAR QUARTER	CONTRACT NUMBER	COUNTY LOCATION	PROJECT DESCRIPTION	BID QUANTITY	AWARD PRICE	SECOND BIDDER	THIRD BIDDER	ESTIMATE
-----									
15" X 41" CONCRETE BARRIER CURB / LF									
607003P	2022Q2	22120	MIDDLESEX	NHP-0018 (309)	3,122	\$100.00	\$100.00	\$99.00	\$107.00
-----									
24" X 41" CONCRETE BARRIER CURB / LF									
607012P	2022Q2	22131	OCEAN	STBGP-D00S (595)	40	\$100.00	\$535.00		\$500.00
		22120	MIDDLESEX	NHP-0018 (309)	11,248	\$135.00	\$135.00	\$130.00	\$116.00
-----									
9" X 16" CONCRETE VERTICAL CURB / LF									
607018P	2022Q2	22464	MONMOUTH	N/A	100	\$60.00	\$25.00		\$35.00
		22121	MONMOUTH	NHP-1015 (350)	110	\$75.00	\$50.00	\$50.00	\$60.00
		22113	SOMERSET	NHP-0022 (351)	218	\$81.00	\$97.75	\$148.00	\$100.00
		22119	SOMERSET	NHP-0078 (332)	652	\$44.00	\$40.00	\$64.00	\$60.00
		22131	OCEAN	STBGP-D00S (595)	1,037	\$110.00	\$100.00		\$60.00
		22118	MIDDLESEX	NHP- 0018 (308)	1,068	\$91.25	\$72.00	\$90.03	\$65.00
		22108	MERCER	NHP-0029 (327)	2,151	\$86.50	\$68.00	\$100.00	\$60.00
		22112	MERCER	NHP-0029 (329)	10,594	\$53.00	\$50.00	\$50.00	\$55.00
		22120	MIDDLESEX	NHP-0018 (309)	41,335	\$45.00	\$32.00	\$36.00	\$40.00
		22107	OCEAN	NHP-0009 (328)	65,333	\$35.00	\$35.00	\$37.00	\$32.00
	2022Q3	22150	MONMOUTH	NHP-0035 (334)	20	\$900.00			\$80.00
	2022Q4	23404	HUNTERDON	STATE	1,000	\$75.00	\$75.00	\$50.00	\$42.00
		23406	MONMOUTH	STATE	1,000	\$75.00	\$40.00	\$30.00	\$42.00
		23406	MONMOUTH	STATE	1,863	\$72.00	\$42.50	\$70.00	\$56.00
		23404	HUNTERDON	STATE	1,884	\$93.71	\$93.71	\$50.00	\$70.00
	2023Q1	23446	MONMOUTH	N/A	100	\$40.00	\$50.00		\$55.00
-----									
9" X 18" CONCRETE VERTICAL CURB / LF									
607021P	2022Q2	22107	OCEAN	NHP-0009 (328)	62	\$39.00	\$43.00	\$37.00	\$45.00
	2022Q4	23404	HUNTERDON	STATE	750	\$75.00	\$75.00	\$50.00	\$50.00
		23406	MONMOUTH	STATE	750	\$75.00	\$40.00	\$30.00	\$50.00

HISTORICAL BID PRICE LISTING  
BY REGION

REGION: C

PAY ITEM	CALENDAR QUARTER	CONTRACT NUMBER	COUNTY LOCATION	PROJECT DESCRIPTION	BID QUANTITY	AWARD PRICE	SECOND BIDDER	THIRD BIDDER	ESTIMATE
9" X 18" CONCRETE VERTICAL CURB / LF									
607021P	(cont)	23406	MONMOUTH	STATE	1,791	\$72.00	\$47.50	\$73.00	\$72.00
		23404	HUNTERDON	STATE	3,054	\$93.71	\$93.71	\$50.00	\$85.00
-----									
9" X 20" CONCRETE VERTICAL CURB / LF									
607024P	2022Q4	23406	MONMOUTH	STATE	32	\$72.00	\$52.50	\$130.00	\$59.00
		23404	HUNTERDON	STATE	100	\$45.00	\$45.00	\$50.00	\$60.00
		23406	MONMOUTH	STATE	100	\$45.00	\$40.00	\$35.00	\$60.00
		23404	HUNTERDON	STATE	159	\$93.71	\$93.71	\$50.00	\$75.00
-----									
9" X 22" CONCRETE VERTICAL CURB / LF									
607027P	2022Q2	22107	OCEAN	NHP-0009 (328)	45	\$53.00	\$55.00	\$47.00	\$67.00
-----									
12" X 13" CONCRETE SLOPING CURB / LF									
607030P	2022Q2	22131	OCEAN	STBGP-D00S (595)	95	\$190.00	\$110.00		\$75.00
		22107	OCEAN	NHP-0009 (328)	593	\$35.00	\$55.00	\$60.00	\$50.00
	2022Q4	23406	MONMOUTH	STATE	74	\$72.00	\$46.50	\$70.00	\$78.00
		23404	HUNTERDON	STATE	250	\$45.00	\$45.00	\$50.00	\$52.00
		23406	MONMOUTH	STATE	250	\$45.00	\$40.00	\$35.00	\$52.00
-----									
9" X 14" CONCRETE VERTICAL CURB / LF									
607034P	2022Q2	22121	MONMOUTH	NHP-1015 (350)	60	\$75.00	\$48.00	\$50.00	\$35.00
		22464	MONMOUTH	N/A	100	\$60.00	\$50.00		\$34.00
		22107	OCEAN	NHP-0009 (328)	277	\$29.00	\$37.00	\$33.00	\$55.00
		22108	MERCER	NHP-0029 (327)	555	\$85.00	\$68.00	\$100.00	\$44.00
		22112	MERCER	NHP-0029 (329)	812	\$53.00	\$50.00	\$50.00	\$55.00
		22120	MIDDLESEX	NHP-0018 (309)	827	\$45.00	\$47.00	\$53.00	\$50.00
	2023Q1	23446	MONMOUTH	N/A	100	\$40.00	\$50.00		\$55.00
-----									
24" X VARIABLE HEIGHT CONCRETE BARRIER C / LF									
607060P	2022Q2	22120	MIDDLESEX	NHP-0018 (309)	687	\$165.00	\$175.00	\$165.00	\$230.00



HISTORICAL BID PRICE LISTING  
BY REGION

REGION: C

PAY ITEM	CALENDAR QUARTER	CONTRACT NUMBER	COUNTY LOCATION	PROJECT DESCRIPTION	BID QUANTITY	AWARD PRICE	SECOND BIDDER	THIRD BIDDER	ESTIMATE
-----									
9" X VARIABLE HEIGHT CONCRETE VERTICAL C / LF									
607069P	2022Q2	22113	SOMERSET	NHP-0022 (351)	141	\$81.00	\$97.75	\$153.00	\$100.00
		22120	MIDDLESEX	NHP-0018 (309)	1,000	\$45.00	\$35.00	\$62.00	\$65.00
	2022Q3	22144	OCEAN	NHP-0072 (311)	49	\$105.00	\$145.00		\$66.00
	2022Q4	23406	MONMOUTH	STATE	436	\$72.00	\$57.75	\$60.00	\$91.00
		23404	HUNTERDON	STATE	982	\$93.71	\$93.71	\$50.00	\$75.00
-----									
GRANITE CURB / LF									
607075P	2022Q2	22116	MERCER	CRRSAA-FLEX-0027 (304	128	\$60.00	\$400.00	\$202.00	\$110.00
-----									
RESET BELGIAN BLOCK CURB / LF									
607077P	2022Q2	22120	MIDDLESEX	NHP-0018 (309)	78	\$60.00	\$125.00	\$110.00	\$100.00
-----									
BLUESTONE CURB / LF									
607079P	2022Q2	22116	MERCER	CRRSAA-FLEX-0027 (304	112	\$90.00	\$250.00	\$171.00	\$200.00

HISTORICAL BID PRICE LISTING  
 BY REGION

REGION: C

PAY ITEM	CALENDAR QUARTER	CONTRACT NUMBER	COUNTY LOCATION	PROJECT DESCRIPTION	BID QUANTITY	AWARD PRICE	SECOND BIDDER	THIRD BIDDER	ESTIMATE
SAWCUT VERTICAL CURB / LF									
607120P	2023Q1	23446	MONMOUTH	N/A	1,000	\$75.00	\$85.00		\$20.00

HISTORICAL BID PRICE LISTING  
BY REGION

REGION: C

PAY ITEM	CALENDAR QUARTER	CONTRACT NUMBER	COUNTY LOCATION	PROJECT DESCRIPTION	BID QUANTITY	AWARD PRICE	SECOND BIDDER	THIRD BIDDER	ESTIMATE
-----									
NONVEGETATIVE SURFACE, HOT MIX ASPHALT / SY									
608003P	2022Q2	22121	MONMOUTH	NHP-1015 (350)	436	\$55.00	\$65.00	\$40.00	\$55.00
		22464	MONMOUTH	N/A	750	\$48.00	\$50.00		\$45.00
		22107	OCEAN	NHP-0009 (328)	1,745	\$35.50	\$95.00	\$60.00	\$47.00
		22112	MERCER	NHP-0029 (329)	6,145	\$43.00	\$46.00	\$60.00	\$60.00
	2022Q3	22146	HUNTERDON	0078 (334)	10	\$65.00	\$300.00	\$100.00	\$100.00
	2022Q4	23404	HUNTERDON	STATE	100	\$65.00	\$65.00	\$75.00	\$50.00
		23406	MONMOUTH	STATE	100	\$45.00	\$40.00	\$25.00	\$37.00
	2023Q1	23446	MONMOUTH	N/A	750	\$50.00	\$50.00		\$45.00
-----									
NONVEGETATIVE SURFACE, POROUS HMA / SY									
608004P	2022Q2	22119	SOMERSET	NHP-0078 (332)	199	\$48.00	\$50.00	\$88.00	\$55.00
		22131	OCEAN	STBGP-D00S (595)	459	\$47.00	\$115.00		\$50.00
		22120	MIDDLESEX	NHP-0018 (309)	3,151	\$38.50	\$50.00	\$60.00	\$53.00
		22108	MERCER	NHP-0029 (327)	3,985	\$45.00	\$83.00	\$65.00	\$55.00
-----									
NONVEGETATIVE SURFACE, POROUS HOT MIX AS / SY									
608005P	2022Q2	22464	MONMOUTH	N/A	350	\$56.25	\$50.00		\$60.00
		22108	MERCER	NHP-0029 (327)	1,791	\$54.00	\$119.00	\$75.00	\$50.00
		22119	SOMERSET	NHP-0078 (332)	2,713	\$63.00	\$55.00	\$103.00	\$40.00
	2023Q1	23446	MONMOUTH	N/A	350	\$50.00	\$50.00		\$55.00
-----									
NONVEGETATIVE SURFACE, POLYESTER MATTING / SY									
608012P	2022Q2	22121	MONMOUTH	NHP-1015 (350)	70	\$87.00	\$60.00	\$60.00	\$64.00
-----									
NONVEGETATIVE SURFACE, BROKEN STONE / SY									
608015P	2022Q4	23404	HUNTERDON	STATE	408	\$50.00	\$50.00	\$50.00	\$25.00

HISTORICAL BID PRICE LISTING  
BY REGION

REGION: C

PAY ITEM	CALENDAR QUARTER	CONTRACT NUMBER	COUNTY LOCATION	PROJECT DESCRIPTION	BID QUANTITY	AWARD PRICE	SECOND BIDDER	THIRD BIDDER	ESTIMATE
BEAM GUIDE RAIL / LF									
609003M	2022Q2	22121	MONMOUTH	NHP-1015 (350)	400	\$38.00	\$45.00	\$30.00	\$37.00
		22131	OCEAN	STBGP-D00S (595)	976	\$37.00	\$65.00		\$48.00
		22107	OCEAN	NHP-0009 (328)	2,138	\$32.00	\$50.00	\$45.00	\$30.00
		22119	SOMERSET	NHP-0078 (332)	2,726	\$38.00	\$35.00	\$50.00	\$30.00
		22120	MIDDLESEX	NHP-0018 (309)	3,571	\$31.50	\$31.00	\$47.00	\$30.00
		22112	MERCER	NHP-0029 (329)	8,346	\$38.00	\$37.00	\$40.00	\$37.00
		22108	MERCER	NHP-0029 (327)	23,950	\$38.00	\$37.35	\$70.00	\$40.00
		22464	MONMOUTH	N/A	37,000	\$52.00	\$70.00		\$54.00
	2023Q1	23446	MONMOUTH	N/A	34,635	\$49.00	\$58.00		\$55.00
-----									
BEAM GUIDE RAIL, BRIDGE / LF									
609004M	2022Q2	22120	MIDDLESEX	NHP-0018 (309)	775	\$178.50	\$190.00	\$230.00	\$129.00
		22112	MERCER	NHP-0029 (329)	1,189	\$190.00	\$215.00	\$235.00	\$155.00
		22108	MERCER	NHP-0029 (327)	1,703	\$195.75	\$224.00	\$250.00	\$160.00
-----									
BEAM GUIDE RAIL, DUAL-FACED / LF									
609006M	2022Q2	22120	MIDDLESEX	NHP-0018 (309)	285	\$42.00	\$44.00	\$68.00	\$40.00
		22131	OCEAN	STBGP-D00S (595)	363	\$48.50	\$117.00		\$120.00
		22112	MERCER	NHP-0029 (329)	447	\$61.00	\$47.00	\$57.00	\$45.00
-----									
MODIFIED THRIE BEAM GUIDE RAIL / LF									
609009M	2022Q2	22464	MONMOUTH	N/A	1,500	\$65.00	\$70.00		\$58.00
	2023Q1	23446	MONMOUTH	N/A	4,232	\$50.00	\$60.00		\$63.00
-----									
FLARED GUIDE RAIL TERMINAL / U									
609024M	2022Q2	22464	MONMOUTH	N/A	15	\$1,400	\$2,300		\$2,200
	2023Q1	23446	MONMOUTH	N/A	15	\$2,000	\$2,750		\$2,000

HISTORICAL BID PRICE LISTING  
BY REGION

REGION: C

PAY ITEM	CALENDAR QUARTER	CONTRACT NUMBER	COUNTY LOCATION	PROJECT DESCRIPTION	BID QUANTITY	AWARD PRICE	SECOND BIDDER	THIRD BIDDER	ESTIMATE
-----									
BURIED GUIDE RAIL TERMINAL / U									
609025M	2022Q2	22119	SOMERSET	NHP-0078 (332)	1	\$1,925	\$2,000	\$4,300	\$2,000
		22464	MONMOUTH	N/A	5	\$1.00	\$1.00		\$1,000
	2023Q1	23446	MONMOUTH	N/A	5	\$100.00	\$1.00		\$1,000
-----									
TANGENT GUIDE RAIL TERMINAL / U									
609027M	2022Q2	22131	OCEAN	STBGP-D00S (595)	1	\$4,300	\$6,800		\$4,300
		22119	SOMERSET	NHP-0078 (332)	2	\$4,300	\$4,000	\$4,300	\$4,000
		22121	MONMOUTH	NHP-1015 (350)	4	\$3,750	\$4,700	\$4,000	\$3,500
		22112	MERCER	NHP-0029 (329)	5	\$4,100	\$4,200	\$4,600	\$3,700
		22120	MIDDLESEX	NHP-0018 (309)	5	\$4,048	\$4,200	\$4,000	\$3,000
		22108	MERCER	NHP-0029 (327)	7	\$3,025	\$3,250	\$5,000	\$4,200
		22107	OCEAN	NHP-0009 (328)	9	\$4,150	\$4,400	\$4,000	\$3,350
		22464	MONMOUTH	N/A	75	\$3,800	\$3,000		\$2,750
	2023Q1	23446	MONMOUTH	N/A	60	\$3,800	\$2,750		\$3,000
-----									
TELESCOPING GUIDE RAIL END TERMINAL / U									
609030M	2022Q2	22120	MIDDLESEX	NHP-0018 (309)	2	\$6,571	\$7,000	\$7,800	\$6,000
		22464	MONMOUTH	N/A	10	\$3,700	\$2,500		\$3,500
	2023Q1	23446	MONMOUTH	N/A	10	\$3,700	\$4,175		\$3,500
-----									
CONTROLLED RELEASE TERMINAL / U									
609033M	2022Q2	22121	MONMOUTH	NHP-1015 (350)	1	\$2,000	\$2,500	\$2,500	\$1,600
		22464	MONMOUTH	N/A	5	\$500.00	\$730.00		\$750.00
	2023Q1	23446	MONMOUTH	N/A	5	\$100.00	\$750.00		\$650.00
-----									
CONTROLLED RELEASE TERMINAL ANCHORAGE / U									
609036M	2022Q2	22121	MONMOUTH	NHP-1015 (350)	1	\$2,250	\$2,500	\$2,300	\$2,000

HISTORICAL BID PRICE LISTING  
BY REGION

REGION: C

PAY ITEM	CALENDAR QUARTER	CONTRACT NUMBER	COUNTY LOCATION	PROJECT DESCRIPTION	BID QUANTITY	AWARD PRICE	SECOND BIDDER	THIRD BIDDER	ESTIMATE
-----									
CONTROLLED RELEASE TERMINAL ANCHORAGE / U									
609036M	(cont)	22464	MONMOUTH	N/A	5	\$600.00	\$750.00		\$750.00
	2023Q1	23446	MONMOUTH	N/A	5	\$100.00	\$750.00		\$650.00
-----									
BEAM GUIDE RAIL ANCHORAGE / U									
609039M	2022Q2	22121	MONMOUTH	NHP-1015 (350)	2	\$2,000	\$2,500	\$1,000	\$1,500
		22119	SOMERSET	NHP-0078 (332)	3	\$1,425	\$1,500	\$3,197	\$1,250
		22131	OCEAN	STBGP-D00S (595)	5	\$1,250	\$3,200		\$1,300
		22112	MERCER	NHP-0029 (329)	6	\$1,800	\$1,400	\$1,450	\$1,350
		22107	OCEAN	NHP-0009 (328)	7	\$1,150	\$2,200	\$2,000	\$1,100
		22108	MERCER	NHP-0029 (327)	7	\$1,450	\$1,650	\$1,300	\$1,300
		22120	MIDDLESEX	NHP-0018 (309)	14	\$1,209	\$1,250	\$2,000	\$1,200
		22464	MONMOUTH	N/A	45	\$1,300	\$1,000		\$1,000
	2023Q1	23446	MONMOUTH	N/A	30	\$1,500	\$1,000		\$1,000
-----									
BEAM GUIDE RAIL POST / U									
609042M	2022Q2	22119	SOMERSET	NHP-0078 (332)	10	\$90.00	\$90.00	\$165.00	\$125.00
		22108	MERCER	NHP-0029 (327)	130	\$125.00	\$115.00	\$120.00	\$90.00
		22120	MIDDLESEX	NHP-0018 (309)	135	\$78.85	\$84.00	\$150.00	\$60.00
-----									
BEAM GUIDE RAIL POST, 8' LONG / U									
609048M	2022Q2	22108	MERCER	NHP-0029 (327)	489	\$75.00	\$27.00	\$120.00	\$78.00
-----									
APPROACH GUIDE RAIL TRANSITION TL-2 / U									
609058M	2022Q2	22119	SOMERSET	NHP-0078 (332)	4	\$3,800	\$2,400	\$4,300	\$2,500
		22121	MONMOUTH	NHP-1015 (350)	4	\$2,750	\$4,250	\$2,500	\$2,000
		22107	OCEAN	NHP-0009 (328)	9	\$2,550	\$3,400	\$3,000	\$3,000
-----									
APPROACH GUIDE RAIL TRANSITION TL-3 / U									
609059M	2022Q2	22108	MERCER	NHP-0029 (327)	2	\$4,200	\$5,675	\$6,000	\$5,100

HISTORICAL BID PRICE LISTING  
BY REGION

REGION: C

PAY ITEM	CALENDAR QUARTER	CONTRACT NUMBER	COUNTY LOCATION	PROJECT DESCRIPTION	BID QUANTITY	AWARD PRICE	SECOND BIDDER	THIRD BIDDER	ESTIMATE
-----									
APPROACH GUIDE RAIL TRANSITION TL-3 / U									
609059M	(cont)	22120	MIDDLESEX	NHP-0018 (309)	3	\$3,101	\$3,200	\$6,000	\$3,500
-----									
REMOVAL OF BEAM GUIDE RAIL / LF									
609075M	2022Q2	22121	MONMOUTH	NHP-1015 (350)	650	\$0.01	\$5.00	\$1.00	\$5.00
		22131	OCEAN	STBGP-D00S (595)	2,442	\$1.10	\$5.75		\$2.00
		22107	OCEAN	NHP-0009 (328)	3,116	\$1.00	\$6.00	\$5.00	\$2.00
		22119	SOMERSET	NHP-0078 (332)	3,162	\$1.25	\$1.00	\$1.00	\$3.00
		22120	MIDDLESEX	NHP-0018 (309)	4,909	\$1.05	\$5.00	\$6.00	\$3.00
		22112	MERCER	NHP-0029 (329)	8,812	\$1.00	\$1.00	\$2.00	\$5.00
		22108	MERCER	NHP-0029 (327)	26,129	\$5.00	\$2.00	\$2.00	\$2.00

HISTORICAL BID PRICE LISTING  
BY REGION

REGION: C

PAY ITEM	CALENDAR QUARTER	CONTRACT NUMBER	COUNTY LOCATION	PROJECT DESCRIPTION	BID QUANTITY	AWARD PRICE	SECOND BIDDER	THIRD BIDDER	ESTIMATE
-----									
TRAFFIC STRIPES, 4" / LF									
610003M	2022Q2	22108	MERCER	NHP-0029 (327)	400	\$2.50	\$2.50	\$6.42	\$2.00
		22121	MONMOUTH	NHP-1015 (350)	2,000	\$1.50	\$2.00	\$2.00	\$1.00
		22116	MERCER	CRRSAA-FLEX-0027 (304)	2,160	\$1.50	\$1.65	\$1.65	\$1.00
		22119	SOMERSET	NHP-0078 (332)	4,252	\$1.30	\$1.00	\$1.50	\$1.00
		22131	OCEAN	STBGP-D00S (595)	19,355	\$0.65	\$0.85		\$0.80
		22112	MERCER	NHP-0029 (329)	32,100	\$0.55	\$0.70	\$0.67	\$3.00
		22118	MIDDLESEX	NHP- 0018 (308)	62,570	\$0.39	\$0.44	\$0.48	\$0.60
		22104	MERCER	NHP-0029 (328)	148,150	\$0.90			\$0.50
		22113	SOMERSET	NHP-0022 (351)	240,000	\$0.40	\$0.45	\$0.38	\$0.50
		22107	OCEAN	NHP-0009 (328)	323,186	\$0.75	\$1.00	\$0.38	\$0.40
		22120	MIDDLESEX	NHP-0018 (309)	386,374	\$0.40	\$0.40	\$0.40	\$0.50
	2022Q3	22146	HUNTERDON	0078 (334)	11,860	\$1.00	\$0.42	\$0.35	\$0.40
		22144	OCEAN	NHP-0072 (311)	64,837	\$0.50	\$0.42		\$1.00
		22150	MONMOUTH	NHP-0035 (334)	167,000	\$0.59			\$0.75
		22147	OCEAN	NHP-0009 (331)	250,000	\$0.82			\$0.50
	2022Q4	22155	SOMERSET	NHPP-0206 (335)	98,100	\$0.54			\$0.70
		23406	MONMOUTH	STATE	147,665	\$0.50	\$0.48	\$0.40	\$0.45
		23404	HUNTERDON	STATE	150,000	\$0.39	\$0.39	\$0.02	\$0.35
		23406	MONMOUTH	STATE	150,000	\$0.50	\$0.48	\$0.45	\$0.35
		23404	HUNTERDON	STATE	202,426	\$0.39	\$0.39	\$0.30	\$0.38
		23412	MONMOUTH	STBGP-FLEX-D00S (630)	6,000,000	\$0.41	\$0.45		\$0.40
	2023Q1	23449	MONMOUTH	N/A	10,000	\$1.00	\$2.50		\$1.00
		22451	HUNTERDON	NHP-0040 (315)	15,000	\$1.00	\$1.00	\$1.00	\$5.00
		23449	MONMOUTH	N/A	40,640	\$1.25	\$2.95		\$1.40

-----  
TRAFFIC STRIPES, 6" / LF

610006M	2022Q2	22131	OCEAN	STBGP-D00S (595)	96	\$1.10	\$1.30		\$1.00
		22108	MERCER	NHP-0029 (327)	200	\$3.75	\$3.75	\$8.93	\$2.00
	2022Q3	22146	HUNTERDON	0078 (334)	72,046	\$1.10	\$0.58	\$0.39	\$0.50
	2022Q4	23404	HUNTERDON	STATE	37,500	\$0.59	\$0.59	\$0.02	\$0.70
		23406	MONMOUTH	STATE	37,500	\$0.61	\$0.58	\$0.60	\$0.70



HISTORICAL BID PRICE LISTING  
BY REGION

REGION: C

PAY ITEM	CALENDAR QUARTER	CONTRACT NUMBER	COUNTY LOCATION	PROJECT DESCRIPTION	BID QUANTITY	AWARD PRICE	SECOND BIDDER	THIRD BIDDER	ESTIMATE
-----									
TRAFFIC STRIPES, 6" / LF									
610006M	2023Q1	23449	MONMOUTH	N/A	5,000	\$2.00	\$3.95		\$1.75
		23449	MONMOUTH	N/A	5,000	\$2.00	\$3.50		\$1.30
-----									
TRAFFIC STRIPES, 8" / LF									
610007M	2022Q2	22116	MERCER	CRRSAA-FLEX-0027 (304	100	\$3.00	\$1.95	\$1.65	\$1.50
		22108	MERCER	NHP-0029 (327)	200	\$5.00	\$5.00	\$12.28	\$1.00
		22131	OCEAN	STBGP-D00S (595)	2,471	\$1.25	\$1.75		\$1.00
		22112	MERCER	NHP-0029 (329)	7,950	\$1.10	\$0.90	\$0.95	\$4.00
		22120	MIDDLESEX	NHP-0018 (309)	8,845	\$0.80	\$0.75	\$0.80	\$1.00
		22107	OCEAN	NHP-0009 (328)	21,700	\$0.85	\$1.70	\$0.77	\$0.80
	2022Q3	22147	OCEAN	NHP-0009 (331)	3,000	\$1.63			\$1.00
		22150	MONMOUTH	NHP-0035 (334)	5,000	\$1.18			\$2.00
	2022Q4	23406	MONMOUTH	STATE	3,626	\$0.92	\$0.88	\$0.80	\$0.70
		23404	HUNTERDON	STATE	6,955	\$0.79	\$0.79	\$0.65	\$0.55
		23404	HUNTERDON	STATE	20,000	\$0.79	\$0.79	\$0.02	\$1.00
		23406	MONMOUTH	STATE	20,000	\$0.92	\$0.88	\$0.80	\$1.00
		23412	MONMOUTH	STBGP-FLEX-D00S (630)	381,000	\$0.45	\$0.90		\$0.87
	2023Q1	23449	MONMOUTH	N/A	5,000	\$3.00	\$4.50		\$2.00
		23449	MONMOUTH	N/A	9,500	\$3.00	\$4.95		\$2.50
-----									
TRAFFIC MARKINGS / SF									
610009M	2022Q2	22107	OCEAN	NHP-0009 (328)	403	\$2.50	\$1.20	\$2.40	\$9.00
		22112	MERCER	NHP-0029 (329)	455	\$7.70	\$7.25	\$8.00	\$20.00
-----									
RPM, MONO-DIRECTIONAL, WHITE LENS / U									
610012M	2022Q2	22116	MERCER	CRRSAA-FLEX-0027 (304	8	\$140.00	\$125.00	\$2.00	\$40.00
		22104	MERCER	NHP-0029 (328)	50	\$54.90			\$31.00
		22107	OCEAN	NHP-0009 (328)	234	\$38.75	\$40.00	\$39.00	\$40.00
		22131	OCEAN	STBGP-D00S (595)	280	\$33.00	\$73.00		\$35.00

HISTORICAL BID PRICE LISTING  
BY REGION

REGION: C

PAY ITEM	CALENDAR QUARTER	CONTRACT NUMBER	COUNTY LOCATION	PROJECT DESCRIPTION	BID QUANTITY	AWARD PRICE	SECOND BIDDER	THIRD BIDDER	ESTIMATE
RPM, MONO-DIRECTIONAL, WHITE LENS / U									
610012M	(cont)	22112	MERCER	NHP-0029 (329)	603	\$33.00	\$37.00	\$42.00	\$45.00
		22118	MIDDLESEX	NHP- 0018 (308)	830	\$37.00	\$1.00	\$32.55	\$33.00
		22120	MIDDLESEX	NHP-0018 (309)	1,699	\$36.80	\$40.00	\$38.00	\$28.00
		22113	SOMERSET	NHP-0022 (351)	4,350	\$1.00	\$32.55	\$36.50	\$30.00
	2022Q3	22147	OCEAN	NHP-0009 (331)	200	\$80.34			\$40.00
		22150	MONMOUTH	NHP-0035 (334)	805	\$66.00			\$44.00
		22146	HUNTERDON	0078 (334)	867	\$50.00	\$32.00	\$34.65	\$35.00
		22144	OCEAN	NHP-0072 (311)	989	\$31.00	\$42.00		\$30.00
	2022Q4	23404	HUNTERDON	STATE	77	\$37.80	\$37.80	\$35.00	\$30.00
		23412	MONMOUTH	STBGP-FLEX-D00S (630)	300	\$32.50	\$25.00		\$32.00
		23406	MONMOUTH	STATE	328	\$30.40	\$29.00	\$40.00	\$45.00
		23404	HUNTERDON	STATE	750	\$37.80	\$37.80	\$0.02	\$30.00
		23406	MONMOUTH	STATE	750	\$30.40	\$29.00	\$39.50	\$30.00
	2023Q1	23449	MONMOUTH	N/A	25	\$38.00	\$100.00		\$38.00
-----									
TRAFFIC MARKING LINES, 4" / LF									
610013M	2022Q4	23404	HUNTERDON	STATE	10,000	\$0.78	\$0.78	\$0.02	\$1.00
		23406	MONMOUTH	STATE	10,000	\$0.79	\$0.75	\$0.80	\$1.00
		23412	MONMOUTH	STBGP-FLEX-D00S (630)	30,000	\$1.00	\$1.00		\$1.75
	2023Q1	23449	MONMOUTH	N/A	10,000	\$2.00	\$4.00		\$2.00
-----									
TRAFFIC MARKING LINES, 8" / LF									
610014M	2022Q2	22116	MERCER	CRRSAA-FLEX-0027 (304)	230	\$1.75	\$2.75	\$2.75	\$2.00
		22131	OCEAN	STBGP-D00S (595)	1,206	\$1.65	\$2.50		\$2.50
		22118	MIDDLESEX	NHP- 0018 (308)	5,665	\$1.65	\$1.25	\$1.47	\$2.00
		22120	MIDDLESEX	NHP-0018 (309)	14,250	\$1.58	\$1.70	\$1.60	\$1.00
		22107	OCEAN	NHP-0009 (328)	15,644	\$1.60	\$1.20	\$1.60	\$1.60
		22113	SOMERSET	NHP-0022 (351)	15,800	\$1.30	\$1.36	\$1.50	\$1.50
	2022Q3	22150	MONMOUTH	NHP-0035 (334)	1,215	\$3.60			\$2.00

HISTORICAL BID PRICE LISTING  
BY REGION

REGION: C

PAY ITEM	CALENDAR QUARTER	CONTRACT NUMBER	COUNTY LOCATION	PROJECT DESCRIPTION	BID QUANTITY	AWARD PRICE	SECOND BIDDER	THIRD BIDDER	ESTIMATE
-----									
TRAFFIC MARKING LINES, 8" / LF									
610014M	(cont)	22146	HUNTERDON	0078 (334)	3,100	\$1.00	\$1.25	\$1.57	\$1.50
		22144	OCEAN	NHP-0072 (311)	4,409	\$1.55	\$1.65		\$2.00
		22147	OCEAN	NHP-0009 (331)	4,700	\$1.80			\$2.00
	2022Q4	23406	MONMOUTH	STATE	1,086	\$1.52	\$1.45	\$1.65	\$1.79
		23404	HUNTERDON	STATE	1,743	\$1.57	\$1.57	\$1.50	\$1.80
		22155	SOMERSET	NHPP-0206 (335)	3,300	\$3.48			\$1.70
		23404	HUNTERDON	STATE	5,000	\$1.57	\$1.57	\$0.02	\$1.50
		23406	MONMOUTH	STATE	5,000	\$1.53	\$1.45	\$1.65	\$1.50
		23412	MONMOUTH	STBGP-FLEX-D00S (630)	160,000	\$2.25	\$6.25		\$4.50
	2023Q1	23449	MONMOUTH	N/A	10,000	\$4.00	\$7.50		\$6.00
-----									
RPM, BI-DIRECTIONAL, WHITE LENS / U									
610015M	2022Q2	22131	OCEAN	STBGP-D00S (595)	180	\$0.01	\$73.00		\$40.00
-----									
TRAFFIC MARKING LINES, 12" / LF									
610016M	2022Q2	22118	MIDDLESEX	NHP- 0018 (308)	55	\$3.50	\$3.30	\$3.15	\$4.00
		22131	OCEAN	STBGP-D00S (595)	112	\$2.50	\$3.75		\$4.00
		22104	MERCER	NHP-0029 (328)	275	\$4.80			\$3.00
		22113	SOMERSET	NHP-0022 (351)	400	\$1.95	\$2.10	\$2.30	\$2.00
		22107	OCEAN	NHP-0009 (328)	1,096	\$2.40	\$2.50	\$2.40	\$2.20
	2022Q3	22144	OCEAN	NHP-0072 (311)	74	\$2.30	\$2.50		\$3.00
	2022Q4	22155	SOMERSET	NHPP-0206 (335)	750	\$3.60			\$2.10
	2023Q1	23449	MONMOUTH	N/A	2,000	\$6.00	\$15.00		\$7.50
-----									
TRAFFIC MARKING LINES, 24" / LF									
610017M	2022Q2	22108	MERCER	NHP-0029 (327)	100	\$15.00	\$15.00	\$19.94	\$6.00
		22116	MERCER	CRRSAA-FLEX-0027 (304)	190	\$5.25	\$8.15	\$8.25	\$6.00

HISTORICAL BID PRICE LISTING  
BY REGION

REGION: C

PAY ITEM	CALENDAR QUARTER	CONTRACT NUMBER	COUNTY LOCATION	PROJECT DESCRIPTION	BID QUANTITY	AWARD PRICE	SECOND BIDDER	THIRD BIDDER	ESTIMATE
TRAFFIC MARKING LINES, 24" / LF									
610017M	(cont)	22104	MERCER	NHP-0029 (328)	200	\$8.82			\$7.00
		22131	OCEAN	STBGP-D00S (595)	952	\$5.00	\$7.25		\$5.00
		22112	MERCER	NHP-0029 (329)	1,545	\$5.00	\$6.25	\$7.00	\$11.00
		22118	MIDDLESEX	NHP- 0018 (308)	2,230	\$5.50	\$5.00	\$4.98	\$6.00
		22113	SOMERSET	NHP-0022 (351)	4,500	\$4.00	\$4.83	\$5.25	\$4.00
		22120	MIDDLESEX	NHP-0018 (309)	8,990	\$4.73	\$5.40	\$4.70	\$5.00
		22107	OCEAN	NHP-0009 (328)	19,692	\$4.85	\$3.60	\$4.90	\$4.40
	2022Q3	22146	HUNTERDON	0078 (334)	663	\$10.00	\$4.50	\$5.25	\$4.00
		22144	OCEAN	NHP-0072 (311)	1,635	\$4.60	\$495.00		\$6.00
		22150	MONMOUTH	NHP-0035 (334)	3,627	\$9.60			\$7.00
		22147	OCEAN	NHP-0009 (331)	6,400	\$3.60			\$7.00
	2022Q4	23404	HUNTERDON	STATE	2,000	\$4.72	\$4.72	\$4.50	\$5.00
		23406	MONMOUTH	STATE	2,000	\$4.67	\$4.45	\$4.95	\$5.00
		23406	MONMOUTH	STATE	3,414	\$4.67	\$4.45	\$4.90	\$4.38
		22155	SOMERSET	NHPP-0206 (335)	3,600	\$12.12			\$4.50
		23404	HUNTERDON	STATE	5,443	\$4.72	\$4.72	\$3.00	\$4.10
		23412	MONMOUTH	STBGP-FLEX-D00S (630)	200,000	\$8.50	\$8.50		\$8.50
	2023Q1	23449	MONMOUTH	N/A	4,500	\$15.50	\$20.00		\$15.00
-----									
RPM, MONO-DIRECTIONAL, AMBER LENS / U									
610018M	2022Q2	22131	OCEAN	STBGP-D00S (595)	40	\$33.00	\$73.00		\$40.00
		22112	MERCER	NHP-0029 (329)	180	\$33.00	\$37.00	\$40.00	\$45.00
		22107	OCEAN	NHP-0009 (328)	300	\$38.75	\$40.00	\$39.00	\$32.00
		22118	MIDDLESEX	NHP- 0018 (308)	415	\$37.00	\$42.00	\$32.55	\$35.00
		22120	MIDDLESEX	NHP-0018 (309)	510	\$36.80	\$40.00	\$38.00	\$29.00
		22113	SOMERSET	NHP-0022 (351)	1,930	\$14.80	\$32.55	\$36.50	\$30.00
	2022Q3	22146	HUNTERDON	0078 (334)	360	\$50.00	\$32.00	\$34.65	\$35.00
		22147	OCEAN	NHP-0009 (331)	380	\$80.34			\$35.00
		22144	OCEAN	NHP-0072 (311)	392	\$31.00	\$42.00		\$34.00
		22150	MONMOUTH	NHP-0035 (334)	465	\$66.00			\$44.00
	2022Q4	23406	MONMOUTH	STATE	217	\$30.40	\$29.00	\$40.00	\$45.00

HISTORICAL BID PRICE LISTING  
BY REGION

REGION: C

PAY ITEM	CALENDAR QUARTER	CONTRACT NUMBER	COUNTY LOCATION	PROJECT DESCRIPTION	BID QUANTITY	AWARD PRICE	SECOND BIDDER	THIRD BIDDER	ESTIMATE
RPM, MONO-DIRECTIONAL, AMBER LENS / U									
610018M	(cont)	23404	HUNTERDON	STATE	260	\$37.80	\$37.80	\$35.00	\$30.00
		23412	MONMOUTH	STBGP-FLEX-D00S (630)	300	\$32.50	\$25.00		\$32.00
		23404	HUNTERDON	STATE	750	\$37.80	\$37.80	\$0.02	\$30.00
		23406	MONMOUTH	STATE	750	\$30.40	\$29.00	\$39.50	\$30.00
	2023Q1	23449	MONMOUTH	N/A	25	\$38.00	\$100.00		\$38.00
RPM, BI-DIRECTIONAL, AMBER LENS / U									
610021M	2022Q2	22116	MERCER	CRRSAA-FLEX-0027 (304)	8	\$140.00	\$125.00	\$126.50	\$50.00
		22121	MONMOUTH	NHP-1015 (350)	11	\$140.00	\$150.00	\$250.00	\$43.00
		22131	OCEAN	STBGP-D00S (595)	30	\$33.00	\$73.00		\$45.00
		22113	SOMERSET	NHP-0022 (351)	180	\$34.50	\$32.55	\$36.50	\$32.80
		22107	OCEAN	NHP-0009 (328)	316	\$38.75	\$40.00	\$39.00	\$30.00
		22104	MERCER	NHP-0029 (328)	740	\$54.90			\$33.00
	2022Q3	22144	OCEAN	NHP-0072 (311)	14	\$31.00	\$42.00		\$51.00
		22147	OCEAN	NHP-0009 (331)	840	\$80.34			\$35.00
	2022Q4	23412	MONMOUTH	STBGP-FLEX-D00S (630)	300	\$32.50	\$25.00		\$32.00
		23406	MONMOUTH	STATE	464	\$30.40	\$29.00	\$40.00	\$45.00
		23404	HUNTERDON	STATE	656	\$37.80	\$37.80	\$35.00	\$30.00
		23404	HUNTERDON	STATE	1,000	\$37.80	\$37.80	\$0.02	\$30.00
		23406	MONMOUTH	STATE	1,000	\$30.40	\$29.00	\$39.50	\$30.00
	2023Q1	23449	MONMOUTH	N/A	25	\$38.00	\$100.00		\$38.00
REMOVAL OF RPM / U									
610024M	2022Q2	22121	MONMOUTH	NHP-1015 (350)	5	\$50.00	\$1.00	\$1.00	\$35.00
		22116	MERCER	CRRSAA-FLEX-0027 (304)	16	\$1.00	\$0.01	\$71.50	\$7.00
		22112	MERCER	NHP-0029 (329)	783	\$3.30	\$1.00	\$11.00	\$10.00
		22104	MERCER	NHP-0029 (328)	900	\$65.00			\$11.00
		22118	MIDDLESEX	NHP- 0018 (308)	1,245	\$5.00	\$1.00	\$10.00	\$7.00
		22113	SOMERSET	NHP-0022 (351)	6,460	\$1.00	\$10.00	\$2.00	\$0.60
	2022Q3	22146	HUNTERDON	0078 (334)	1,227	\$0.02	\$12.67	\$5.00	\$5.00

HISTORICAL BID PRICE LISTING  
BY REGION

REGION: C

PAY ITEM	CALENDAR QUARTER	CONTRACT NUMBER	COUNTY LOCATION	PROJECT DESCRIPTION	BID QUANTITY	AWARD PRICE	SECOND BIDDER	THIRD BIDDER	ESTIMATE
REMOVAL OF RPM / U									
610024M	(cont)	22150	MONMOUTH	NHP-0035 (334)	1,270	\$65.00			\$20.00
		22144	OCEAN	NHP-0072 (311)	1,395	\$10.50	\$10.00		\$4.00
		22147	OCEAN	NHP-0009 (331)	1,420	\$65.00			\$5.00
	2022Q4	23412	MONMOUTH	STBGP-FLEX-D00S (630)	300	\$1.00	\$4.95		\$6.50
		23404	HUNTERDON	STATE	993	\$2.00	\$2.00	\$0.02	\$5.00
		23406	MONMOUTH	STATE	1,009	\$1.00	\$10.00	\$1.00	\$5.60
		23404	HUNTERDON	STATE	2,500	\$1.00	\$1.00	\$0.02	\$3.30
		23406	MONMOUTH	STATE	2,500	\$1.00	\$1.00	\$0.01	\$3.30
	2023Q1	23449	MONMOUTH	N/A	150	\$20.00	\$50.00		\$14.00
-----									
REMOVAL AND REPLACEMENT OF RPM LENS / U									
610027M	2022Q4	23412	MONMOUTH	STBGP-FLEX-D00S (630)	52,000	\$16.95	\$15.00		\$11.00
	2023Q1	23449	MONMOUTH	N/A	250	\$15.00	\$45.00		\$15.00
-----									
FLEXIBLE DELINEATOR, GROUND MOUNTED / U									
610030M	2023Q1	23449	MONMOUTH	N/A	50	\$100.00	\$400.00		\$100.00
-----									
RUMBLE STRIP / LF									
610033M	2022Q2	22112	MERCER	NHP-0029 (329)	5,250	\$2.20	\$1.00	\$1.00	\$2.00
		22107	OCEAN	NHP-0009 (328)	15,223	\$1.00	\$0.80	\$0.75	\$1.00
		22104	MERCER	NHP-0029 (328)	49,100	\$0.49			\$0.50
	2022Q3	22144	OCEAN	NHP-0072 (311)	16,562	\$0.80	\$2.00		\$1.00
		22146	HUNTERDON	0078 (334)	47,707	\$0.30	\$0.37	\$0.33	\$1.00
		22147	OCEAN	NHP-0009 (331)	49,000	\$1.26			\$0.50
		22150	MONMOUTH	NHP-0035 (334)	83,957	\$0.87			\$3.00
	2022Q4	23404	HUNTERDON	STATE	5,000	\$3.15	\$3.15	\$7.75	\$1.05
		23406	MONMOUTH	STATE	5,000	\$3.15	\$0.60	\$1.00	\$1.05

HISTORICAL BID PRICE LISTING  
BY REGION

REGION: C

PAY ITEM	CALENDAR QUARTER	CONTRACT NUMBER	COUNTY LOCATION	PROJECT DESCRIPTION	BID QUANTITY	AWARD PRICE	SECOND BIDDER	THIRD BIDDER	ESTIMATE
-----									
RUMBLE STRIP / LF									
610033M	(cont)	23406	MONMOUTH	STATE	15,848	\$0.92	\$0.80	\$0.80	\$1.00
		23404	HUNTERDON	STATE	45,909	\$0.46	\$0.46	\$0.02	\$0.50
-----									
REMOVAL OF TRAFFIC STRIPES / LF									
610036M	2022Q2	22108	MERCER	NHP-0029 (327)	900	\$2.50	\$2.50	\$1.23	\$0.90
		22121	MONMOUTH	NHP-1015 (350)	2,000	\$1.40	\$1.00	\$1.00	\$1.00
		22112	MERCER	NHP-0029 (329)	107,102	\$0.80	\$0.35	\$0.70	\$1.00
		22104	MERCER	NHP-0029 (328)	148,150	\$0.75			\$1.00
		22120	MIDDLESEX	NHP-0018 (309)	288,636	\$0.68	\$0.67	\$0.65	\$0.50
		22107	OCEAN	NHP-0009 (328)	376,060	\$0.75	\$0.70	\$0.65	\$0.50
	2022Q3	22144	OCEAN	NHP-0072 (311)	64,837	\$0.75	\$0.73		\$0.50
		22146	HUNTERDON	0078 (334)	72,000	\$5.00	\$0.38	\$0.68	\$0.60
		22150	MONMOUTH	NHP-0035 (334)	167,000	\$0.75			\$1.00
		22147	OCEAN	NHP-0009 (331)	250,000	\$0.95			\$0.50
	2022Q4	23404	HUNTERDON	STATE	1,000	\$0.01	\$0.01	\$0.50	\$0.85
		23406	MONMOUTH	STATE	1,000	\$0.01	\$0.50	\$1.10	\$0.85
		23404	HUNTERDON	STATE	5,000	\$0.78	\$0.78	\$0.02	\$0.85
		23406	MONMOUTH	STATE	5,000	\$0.52	\$0.50	\$1.00	\$0.85
		22155	SOMERSET	NHPP-0206 (335)	98,100	\$0.75			\$0.70
		23412	MONMOUTH	STBGP-FLEX-D00S (630)	252,000	\$0.35	\$0.20		\$0.25
	2023Q1	23449	MONMOUTH	N/A	4,500	\$1.50	\$3.85		\$2.00
-----									
REMOVAL OF RUMBLE STRIP / LF									
610038M	2022Q3	22147	OCEAN	NHP-0009 (331)	25,000	\$14.50			\$10.00
-----									
REMOVAL OF TRAFFIC MARKINGS / SF									
610039M	2022Q2	22107	OCEAN	NHP-0009 (328)	204	\$3.20	\$7.50	\$3.30	\$3.81
		22104	MERCER	NHP-0029 (328)	675	\$7.14			\$3.00
	2022Q3	22146	HUNTERDON	0078 (334)	200	\$6.00	\$5.00	\$5.25	\$3.00

HISTORICAL BID PRICE LISTING  
BY REGION

REGION: C

PAY ITEM	CALENDAR QUARTER	CONTRACT NUMBER	COUNTY LOCATION	PROJECT DESCRIPTION	BID QUANTITY	AWARD PRICE	SECOND BIDDER	THIRD BIDDER	ESTIMATE
REMOVAL OF TRAFFIC MARKINGS / SF									
610039M	(cont)	22144	OCEAN	NHP-0072 (311)	7,651	\$2.35	\$3.30		\$3.00
		22150	MONMOUTH	NHP-0035 (334)	8,056	\$6.48			\$4.00
		22147	OCEAN	NHP-0009 (331)	23,000	\$1.44			\$3.00
	2022Q4	23404	HUNTERDON	STATE	500	\$0.01	\$0.01	\$2.00	\$3.30
		23404	HUNTERDON	STATE	500	\$3.15	\$3.15	\$0.02	\$3.00
		23406	MONMOUTH	STATE	500	\$0.01	\$1.50	\$3.30	\$3.30
		23406	MONMOUTH	STATE	500	\$1.57	\$1.50	\$3.00	\$3.00
		22155	SOMERSET	NHPP-0206 (335)	5,854	\$11.04			\$2.00
		23412	MONMOUTH	STBGP-FLEX-D00S (630)	20,000	\$1.76	\$1.50		\$1.50
	2023Q1	23449	MONMOUTH	N/A	4,500	\$5.00	\$7.95		\$5.00
-----									
TRAFFIC MARKINGS SYMBOLS / SF									
610060M	2022Q2	22116	MERCER	CRRSAA-FLEX-0027 (304)	95	\$8.00	\$10.25	\$10.45	\$9.00
		22131	OCEAN	STBGP-D00S (595)	250	\$7.75	\$11.25		\$8.00
		22118	MIDDLESEX	NHP- 0018 (308)	2,270	\$7.75	\$7.75	\$7.03	\$6.00
		22120	MIDDLESEX	NHP-0018 (309)	3,968	\$7.36	\$9.00	\$8.00	\$7.00
		22113	SOMERSET	NHP-0022 (351)	6,500	\$6.20	\$7.14	\$7.75	\$5.00
		22107	OCEAN	NHP-0009 (328)	14,788	\$7.50	\$1.20	\$7.50	\$7.00
	2022Q3	22146	HUNTERDON	0078 (334)	430	\$6.00	\$8.50	\$8.40	\$8.00
		22150	MONMOUTH	NHP-0035 (334)	500	\$9.48			\$8.00
		22144	OCEAN	NHP-0072 (311)	1,348	\$7.35	\$8.25		\$7.00
		22147	OCEAN	NHP-0009 (331)	7,000	\$2.70			\$10.00
	2022Q4	23406	MONMOUTH	STATE	887	\$7.35	\$7.00	\$8.75	\$6.20
		22155	SOMERSET	NHPP-0206 (335)	1,104	\$6.00			\$8.00
		23404	HUNTERDON	STATE	1,250	\$7.87	\$7.87	\$7.50	\$8.00
		23406	MONMOUTH	STATE	1,250	\$0.73	\$7.00	\$8.75	\$8.00
		23404	HUNTERDON	STATE	1,722	\$7.87	\$7.87	\$8.00	\$6.00
		23412	MONMOUTH	STBGP-FLEX-D00S (630)	100,000	\$6.50	\$15.00		\$9.25
	2023Q1	22451	HUNTERDON	NHP-0040 (315)	2,000	\$5.00	\$5.00	\$7.50	\$5.00
		23449	MONMOUTH	N/A	7,500	\$20.00	\$21.00		\$20.00



HISTORICAL BID PRICE LISTING  
BY REGION

REGION: C

PAY ITEM	CALENDAR QUARTER	CONTRACT NUMBER	COUNTY LOCATION	PROJECT DESCRIPTION	BID QUANTITY	AWARD PRICE	SECOND BIDDER	THIRD BIDDER	ESTIMATE
-----									
CUSH, COMP BAR, TYPE 2, NARROW / U									
611300M	2022Q2	22107	OCEAN	NHP-0009 (328)	1	\$30,000	\$60,000	\$35,000	\$30,000
-----									
CRASH CUSH, COMP BAR, TYPE 3, NARROW / U									
611312M	2022Q2	22107	OCEAN	NHP-0009 (328)	1	\$40,000	\$52,000	\$44,000	\$34,000
		22120	MIDDLESEX	NHP-0018 (309)	5	\$28,018	\$34,000	\$41,000	\$35,000
-----									
CRASH CUSH, COMP BAR, TYPE 4, X-WIDE / U									
611333M	2022Q2	22108	MERCER	NHP-0029 (327)	1	\$50,500	\$63,800	\$45,000	\$55,000
-----									
CRASH CUSHION, LOW MAINTENANCE, COMPRESS / U									
611348M	2022Q2	22108	MERCER	NHP-0029 (327)	1	\$46,250	\$51,500	\$35,000	\$39,000
		22131	OCEAN	STBGP-D00S (595)	2	\$55,000	\$85,000		\$30,000
		22120	MIDDLESEX	NHP-0018 (309)	14	\$38,398	\$36,000	\$47,000	\$40,000

HISTORICAL BID PRICE LISTING  
BY REGION

REGION: C

PAY ITEM	CALENDAR QUARTER	CONTRACT NUMBER	COUNTY LOCATION	PROJECT DESCRIPTION	BID QUANTITY	AWARD PRICE	SECOND BIDDER	THIRD BIDDER	ESTIMATE
REGULATORY AND WARNING SIGN / SF									
612003P	2022Q2	22116	MERCER	CRRSAA-FLEX-0027 (304	23	\$50.00	\$50.00	\$49.50	\$50.00
		22121	MONMOUTH	NHP-1015 (350)	75	\$35.00	\$40.00	\$40.00	\$40.00
		22131	OCEAN	STBGP-D00S (595)	645	\$50.00	\$73.00		\$45.00
		22107	OCEAN	NHP-0009 (328)	2,661	\$45.50	\$40.00	\$14.00	\$38.00
		22120	MIDDLESEX	NHP-0018 (309)	3,897	\$39.95	\$50.00	\$48.00	\$55.00
-----									
GUIDE SIGN, TYPE GA, STEEL "U" POST SUPP / SF									
612006P	2022Q2	22120	MIDDLESEX	NHP-0018 (309)	1,124	\$33.64	\$52.00	\$52.00	\$38.00
-----									
RELOCATE SIGN / U									
612021M	2022Q2	22113	SOMERSET	NHP-0022 (351)	1	\$500.00	\$500.00	\$285.00	\$500.00
		22120	MIDDLESEX	NHP-0018 (309)	18	\$194.49	\$550.00	\$390.00	\$170.00
-----									
OVERHEAD STREET NAME SIGNS / SF									
612030P	2022Q2	22120	MIDDLESEX	NHP-0018 (309)	192.75	\$84.10	\$55.00	\$40.00	\$85.00
-----									
SPECIALIZED SIGN / U									
612033P	2022Q2	22112	MERCER	NHP-0029 (329)	1	\$4,900	\$10,000	\$4,000	\$8,500

HISTORICAL BID PRICE LISTING  
 BY REGION

REGION: C

PAY ITEM ----- BENCH, TYPE _ / U	CALENDAR QUARTER -----	CONTRACT NUMBER -----	COUNTY LOCATION -----	PROJECT DESCRIPTION -----	BID QUANTITY -----	AWARD PRICE -----	SECOND BIDDER -----	THIRD BIDDER -----	ESTIMATE -----
618003M	2022Q2	22107	OCEAN	NHP-0009 (328)	4	\$1,825	\$3,500	\$4,000	\$1,700

HISTORICAL BID PRICE LISTING  
BY REGION

REGION: C

PAY ITEM	CALENDAR QUARTER	CONTRACT NUMBER	COUNTY LOCATION	PROJECT DESCRIPTION	BID QUANTITY	AWARD PRICE	SECOND BIDDER	THIRD BIDDER	ESTIMATE
-----									
8" DUCTILE IRON WATER PIPE, CLASS 54 / LF									
651058P	2022Q2	22107	OCEAN	NHP-0009 (328)	40	\$295.00	\$170.00	\$250.00	\$500.00
		22120	MIDDLESEX	NHP-0018 (309)	2,516	\$285.00	\$325.00	\$300.00	\$190.00
-----									
10" DUCTILE IRON WATER PIPE, C 54 / LF									
651061P	2022Q2	22119	SOMERSET	NHP-0078 (332)	180	\$275.00	\$550.00	\$400.00	\$400.00
-----									
12" DUCTILE IRON WATER PIPE, CLASS 54 / LF									
651064P	2022Q2	22119	SOMERSET	NHP-0078 (332)	40	\$625.00	\$700.00	\$900.00	\$425.00
		22107	OCEAN	NHP-0009 (328)	6,610	\$325.00	\$200.00	\$350.00	\$350.00
		22120	MIDDLESEX	NHP-0018 (309)	21,850	\$425.00	\$378.00	\$575.00	\$194.65
-----									
16" DUCTILE IRON WATER PIPE, CLASS 54 / LF									
651073P	2022Q2	22120	MIDDLESEX	NHP-0018 (309)	88	\$815.00	\$450.00	\$800.00	\$440.00
		22107	OCEAN	NHP-0009 (328)	2,400	\$525.00	\$525.00	\$440.00	\$385.00
-----									
20" DUCTILE IRON WATER PIPE, CLASS 54 / LF									
651076P	2022Q2	22120	MIDDLESEX	NHP-0018 (309)	146	\$775	\$1,250	\$1,400	\$1,200

HISTORICAL BID PRICE LISTING  
 BY REGION

REGION: C

PAY ITEM	CALENDAR QUARTER	CONTRACT NUMBER	COUNTY LOCATION	PROJECT DESCRIPTION	BID QUANTITY	AWARD PRICE	SECOND BIDDER	THIRD BIDDER	ESTIMATE
12" DUCTILE IRON WATER PIPE BRIDGE, CL54 / LF									
651146P	2022Q2	22120	MIDDLESEX	NHP-0018 (309)	200	\$1,500	\$550	\$1,200	\$825.00
10" DUCTILE IRON WATER PIPE BRIDGE, C 54 / LF									
651190P	2022Q2	22119	SOMERSET	NHP-0078 (332)	220	\$375.00	\$400.00	\$600.00	\$325.00
		22119	SOMERSET	NHP-0078 (332)	220	\$375.00	\$400.00	\$600.00	\$325.00

HISTORICAL BID PRICE LISTING  
BY REGION

REGION: C

PAY ITEM	CALENDAR QUARTER	CONTRACT NUMBER	COUNTY LOCATION	PROJECT DESCRIPTION	BID QUANTITY	AWARD PRICE	SECOND BIDDER	THIRD BIDDER	ESTIMATE
-----									
WATER SERVICE CONNECTION / U									
651243M	2022Q2	22107	OCEAN	NHP-0009 (328)	57	\$5,000	\$3,200	\$10,000	\$5,900
		22120	MIDDLESEX	NHP-0018 (309)	82	\$11,500	\$1,500	\$150	\$2,700
-----									
WATER SERVICE PIPE / LF									
651245P	2022Q2	22120	MIDDLESEX	NHP-0018 (309)	2,841	\$20.00	\$150.00	\$250.00	\$55.00
-----									
FIRE HYDRANT / U									
651246M	2022Q2	22107	OCEAN	NHP-0009 (328)	13	\$12,800	\$10,000	\$17,000	\$8,500
		22120	MIDDLESEX	NHP-0018 (309)	66	\$22,500	\$10,000	\$14,500	\$8,750
-----									
RESET FIRE HYDRANT / U									
651252M	2022Q2	22107	OCEAN	NHP-0009 (328)	6	\$8,500	\$6,500	\$3,000	\$2,100
-----									
RESET WATER VALVE BOX / U									
651255M	2022Q2	22116	MERCER	CRRSAA-FLEX-0027 (304)	1	\$25	\$35	\$1,650	\$173.00
		22131	OCEAN	STBGP-D00S (595)	15	\$35.00	\$73.00		\$250.00
		22120	MIDDLESEX	NHP-0018 (309)	25	\$53.38	\$450.00	\$600.00	\$50.00
		22107	OCEAN	NHP-0009 (328)	75	\$50.00	\$225.00	\$600.00	\$80.00
	2022Q4	23404	HUNTERDON	STATE	20	\$125.00	\$125.00	\$200.00	\$55.00
		23406	MONMOUTH	STATE	28	\$100.00	\$45.00	\$30.00	\$50.00
		23404	HUNTERDON	STATE	100	\$1.00	\$1.00	\$0.02	\$50.00
		23406	MONMOUTH	STATE	100	\$1.00	\$1.00	\$1.00	\$50.00
-----									
WATER AS-BUILT PLAN / LS									
651258M	2022Q2	22107	OCEAN	NHP-0009 (328)	1	\$3,000	\$20,000	\$5,000	\$2,500
		22120	MIDDLESEX	NHP-0018 (309)	1	\$7,885	\$7,500	\$5,000	\$50,000
-----									
GATE VALVES AND BOXES / U									
651270M	2022Q2	22120	MIDDLESEX	NHP-0018 (309)	286	\$6,786	\$4,000	\$5,000	\$2,720

HISTORICAL BID PRICE LISTING  
BY REGION

REGION: C

PAY ITEM	CALENDAR QUARTER	CONTRACT NUMBER	COUNTY LOCATION	PROJECT DESCRIPTION	BID QUANTITY	AWARD PRICE	SECOND BIDDER	THIRD BIDDER	ESTIMATE
-----									
BUTTERFLY VALVES AND BOXES / U									
651273M	2022Q2	22120	MIDDLESEX	NHP-0018 (309)	1	\$13,396	\$35,000	\$52,000	\$14,500

HISTORICAL BID PRICE LISTING  
BY REGION

REGION: C

PAY ITEM	CALENDAR QUARTER	CONTRACT NUMBER	COUNTY LOCATION	PROJECT DESCRIPTION	BID QUANTITY	AWARD PRICE	SECOND BIDDER	THIRD BIDDER	ESTIMATE
SANITARY SEWER SERVICE CONNECTION / U									
652417M	2022Q2	22107	OCEAN	NHP-0009 (328)	10	\$8,225	\$4,500	\$4,500	\$2,250
RECONSTRUCTED MANHOLE, SANITARY SEWER, U / U									
652429M	2022Q2	22120	MIDDLESEX	NHP-0018 (309)	6	\$1,377	\$2,000	\$2,500	\$2,700
		22107	OCEAN	NHP-0009 (328)	27	\$1,330	\$3,100	\$2,500	\$2,500
RESET MANHOLE, SANITARY SEWER, USING EXI / U									
652432M	2022Q2	22131	OCEAN	STBGP-D00S (595)	10	\$1,200	\$900		\$1,200
		22107	OCEAN	NHP-0009 (328)	144	\$445	\$1,250	\$350	\$555.00
	2022Q3	22147	OCEAN	NHP-0009 (331)	1	\$2,100			\$1,000
RESET MANHOLE, SANITARY SEWER, USING NEW / U									
652435M	2022Q2	22120	MIDDLESEX	NHP-0018 (309)	57	\$846	\$1,250	\$500	\$1,400
SEWER AS-BUILT PLAN / LS									
652441M	2022Q2	22107	OCEAN	NHP-0009 (328)	1	\$1,615	\$13,000	\$10,000	\$2,500
RESET SANITARY SEWER CLEANOUT / U									
652450M	2022Q2	22107	OCEAN	NHP-0009 (328)	7	\$400.00	\$675.00	\$250.00	\$500.00
		22120	MIDDLESEX	NHP-0018 (309)	25	\$404.86	\$650.00	\$250.00	\$600.00
RESET SANITARY SEWER VENT / U									
652451M	2022Q2	22107	OCEAN	NHP-0009 (328)	30	\$1,200	\$750	\$250	\$170.00



HISTORICAL BID PRICE LISTING  
BY REGION

REGION: C

PAY ITEM	CALENDAR QUARTER	CONTRACT NUMBER	COUNTY LOCATION	PROJECT DESCRIPTION	BID QUANTITY	AWARD PRICE	SECOND BIDDER	THIRD BIDDER	ESTIMATE
-----									
2" GAS MAIN / LF									
653003P	2022Q2	22120	MIDDLESEX	NHP-0018 (309)	990	\$300.00	\$300.00	\$260.00	\$350.00
-----									
4" GAS MAIN / LF									
653006P	2022Q2	22120	MIDDLESEX	NHP-0018 (309)	985	\$300.00	\$300.00	\$400.00	\$350.00
-----									
8" GAS MAIN / LF									
653012P	2022Q2	22120	MIDDLESEX	NHP-0018 (309)	220	\$375.00	\$390.00	\$515.00	\$450.00
-----									
GAS MAIN, TIE-IN ASSISTANCE / U									
653015M	2022Q2	22120	MIDDLESEX	NHP-0018 (309)	17	\$75,000	\$60,000	\$9,000	\$39,000
-----									
12" GAS MAIN / LF									
653018P	2022Q2	22120	MIDDLESEX	NHP-0018 (309)	100	\$400.00	\$410.00	\$790.00	\$400.00
-----									
24" GAS MAIN / LF									
653033P	2022Q2	22120	MIDDLESEX	NHP-0018 (309)	11,390	\$350.00	\$415.00	\$700.00	\$750.00
-----									
GAS SERVICE CONNECTION / U									
653081M	2022Q2	22120	MIDDLESEX	NHP-0018 (309)	8	\$4,000	\$4,000	\$4,100	\$3,800
-----									
RESET GAS VALVE BOX / U									
653084M	2022Q2	22113	SOMERSET	NHP-0022 (351)	1	\$200.00	\$150.00	\$200.00	\$50.00
		22119	SOMERSET	NHP-0078 (332)	2	\$275	\$500	\$1,185	\$250.00
		22131	OCEAN	STBGP-D00S (595)	15	\$35.00	\$73.00		\$150.00

HISTORICAL BID PRICE LISTING  
BY REGION

REGION: C

PAY ITEM	CALENDAR QUARTER	CONTRACT NUMBER	COUNTY LOCATION	PROJECT DESCRIPTION	BID QUANTITY	AWARD PRICE	SECOND BIDDER	THIRD BIDDER	ESTIMATE
-----									
RESET GAS VALVE BOX / U									
653084M	(cont)	22120	MIDDLESEX	NHP-0018 (309)	24	\$850.00	\$900.00	\$500.00	\$25.00
	2022Q4	23404	HUNTERDON	STATE	3	\$125.00	\$125.00	\$200.00	\$50.00
		23406	MONMOUTH	STATE	6	\$100.00	\$45.00	\$30.00	\$50.00
		23404	HUNTERDON	STATE	100	\$1.00	\$1.00	\$0.02	\$50.00
		23406	MONMOUTH	STATE	100	\$1.00	\$1.00	\$1.00	\$50.00
-----									
GAS AS-BUILT PLAN / LS									
653087P	2022Q2	22120	MIDDLESEX	NHP-0018 (309)	1	\$17,500	\$25,000	\$8,000	\$23,000
-----									
GAS MAIN REMOVAL / LF									
653088P	2022Q2	22120	MIDDLESEX	NHP-0018 (309)	690	\$50.00	\$60.00	\$200.00	\$115.00
-----									
GAS MAIN PROTECTION STRUCTURE / U									
653095P	2022Q2	22120	MIDDLESEX	NHP-0018 (309)	6	\$10,000	\$8,000	\$12,000	\$60,000

HISTORICAL BID PRICE LISTING  
BY REGION

REGION: C

PAY ITEM	CALENDAR QUARTER	CONTRACT NUMBER	COUNTY LOCATION	PROJECT DESCRIPTION	BID QUANTITY	AWARD PRICE	SECOND BIDDER	THIRD BIDDER	ESTIMATE
GUY ANCHOR INSTALLATION / U									
654005M	2022Q2	22120	MIDDLESEX	NHP-0018 (309)	5	\$3,154	\$1,250	\$5,105	\$650.00
ELECTRICAL UTILITY RELOCATION / LS									
654007P	2022Q2	22119	SOMERSET	NHP-0078 (332)	1	\$27,000	\$50,000	\$29,875	\$17,195
		22131	OCEAN	STBGP-D00S (595)	1	\$40,000	\$100,000		\$46,364
UTILITY POLE SHEATH / U									
654010M	2022Q2	22120	MIDDLESEX	NHP-0018 (309)	5	\$3,154	\$2,000	\$5,105	\$710.00
TELECOMMUNICATION RELOCATION / LF									
654035P	2022Q2	22120	MIDDLESEX	NHP-0018 (309)	2,435	\$1,515	\$1,550	\$1,400	\$200.00
TELECOM RELOCATION PROTECTION STRUCTURE / U									
654036P	2022Q2	22120	MIDDLESEX	NHP-0018 (309)	16	\$14,571	\$15,000	\$13,000	\$11,000
RESET TELECOMMUNICATIONS MANHOLE / U									
654050M	2022Q2	22120	MIDDLESEX	NHP-0018 (309)	15	\$2,047	\$2,100	\$1,900	\$2,500
		22107	OCEAN	NHP-0009 (328)	62	\$1,775	\$2,000	\$1,650	\$3,000

HISTORICAL BID PRICE LISTING  
BY REGION

REGION: C

PAY ITEM	CALENDAR QUARTER	CONTRACT NUMBER	COUNTY LOCATION	PROJECT DESCRIPTION	BID QUANTITY	AWARD PRICE	SECOND BIDDER	THIRD BIDDER	ESTIMATE
TELECOMMUNICATION CONDUIT / LF									
655003P	2022Q2	22107	OCEAN	NHP-0009 (328)	650	\$72.00	\$80.00	\$73.00	\$96.00
TELECOMMUNICATIONS RELOCATION / LS									
655007P	2022Q2	22107	OCEAN	NHP-0009 (328)	1	\$425,000	\$235,000	\$200,000	\$44,000
TELECOMMUNICATION MANHOLE / U									
655012M	2022Q2	22107	OCEAN	NHP-0009 (328)	1	\$51,000	\$30	\$50,000	\$17,000
RESET TELECOMMUNICATIONS MANHOLE / U									
655013P	2022Q2	22116	MERCER	CRRSAA-FLEX-0027 (304)	2	\$3,000	\$1,650	\$5,445	\$2,000
ELECTRICAL UTILITY RELOCATION, JCP&L / LS									
655031P	2022Q2	22107	OCEAN	NHP-0009 (328)	1	\$3,900,000	\$18,000	\$3,373,000	\$11500000
		22121	MONMOUTH	NHP-1015 (350)	1	\$55,000	\$69,486	\$75,000	\$53,532

HISTORICAL BID PRICE LISTING  
 BY REGION

REGION: C

PAY ITEM	CALENDAR QUARTER	CONTRACT NUMBER	COUNTY LOCATION	PROJECT DESCRIPTION	BID QUANTITY	AWARD PRICE	SECOND BIDDER	THIRD BIDDER	ESTIMATE
-----									
TEMPORARY SUPPORT, UTILITY POLES / U									
657004P	2022Q2	22120	MIDDLESEX	NHP-0018 (309)	28	\$4,415	\$2,500	\$300	\$3,800
-----									
UTILITY PIPE SUPPORT / LS									
657005P	2022Q2	22119	SOMERSET	NHP-0078 (332)	1	\$225,000	\$125,000	\$180,000	\$100,000
		22119	SOMERSET	NHP-0078 (332)	1	\$225,000	\$125,000	\$180,000	\$100,000

HISTORICAL BID PRICE LISTING  
BY REGION

REGION: C

PAY ITEM	CALENDAR QUARTER	CONTRACT NUMBER	COUNTY LOCATION	PROJECT DESCRIPTION	BID QUANTITY	AWARD PRICE	SECOND BIDDER	THIRD BIDDER	ESTIMATE
-----									
1 1/2" RIGID METALLIC CONDUIT / LF									
701012P	2022Q2	22112	MERCER	NHP-0029 (329)	41	\$53.00	\$75.00	\$50.00	\$90.00
		22107	OCEAN	NHP-0009 (328)	152	\$71.00	\$92.00	\$66.00	\$50.00
-----									
2" RIGID METALLIC CONDUIT / LF									
701015P	2022Q2	22121	MONMOUTH	NHP-1015 (350)	103	\$60.00	\$60.00	\$65.00	\$40.00
		22112	MERCER	NHP-0029 (329)	272	\$200.00	\$130.00	\$125.00	\$45.00
		22107	OCEAN	NHP-0009 (328)	1,024	\$105.00	\$115.00	\$95.00	\$46.00
-----									
2 1/2" RIGID METALLIC CONDUIT / LF									
701018P	2022Q2	22120	MIDDLESEX	NHP-0018 (309)	1,343	\$63.00	\$35.00	\$55.00	\$55.00
-----									
3" RIGID METALLIC CONDUIT / LF									
701021P	2022Q2	22121	MONMOUTH	NHP-1015 (350)	168	\$65.00	\$65.00	\$70.00	\$60.00
		22108	MERCER	NHP-0029 (327)	320	\$114.00	\$125.00	\$110.00	\$67.00
		22116	MERCER	CRRSAA-FLEX-0027 (304)	350	\$120.00	\$100.00	\$84.70	\$70.00
		22119	SOMERSET	NHP-0078 (332)	550	\$54.00	\$60.00	\$61.00	\$50.00
		22119	SOMERSET	NHP-0078 (332)	560	\$54.00	\$60.00	\$61.00	\$50.00
		22131	OCEAN	STBGP-D00S (595)	1,940	\$80.00	\$125.00		\$65.00
		22112	MERCER	NHP-0029 (329)	4,219	\$75.00	\$83.00	\$85.00	\$60.00
		22107	OCEAN	NHP-0009 (328)	4,524	\$90.00	\$120.00	\$85.00	\$64.00
		22120	MIDDLESEX	NHP-0018 (309)	7,680	\$73.00	\$60.00	\$95.00	\$62.00
-----									
4" RIGID METALLIC CONDUIT / LF									
701024P	2022Q2	22131	OCEAN	STBGP-D00S (595)	15	\$85.00	\$135.00		\$120.00
		22120	MIDDLESEX	NHP-0018 (309)	270	\$94.00	\$85.00	\$105.00	\$90.00
-----									
3" RIGID NONMETALLIC CONDUIT / LF									
701030P	2022Q2	22108	MERCER	NHP-0029 (327)	472	\$47.00	\$51.00	\$62.00	\$34.00

HISTORICAL BID PRICE LISTING  
BY REGION

REGION: C

PAY ITEM	CALENDAR QUARTER	CONTRACT NUMBER	COUNTY LOCATION	PROJECT DESCRIPTION	BID QUANTITY	AWARD PRICE	SECOND BIDDER	THIRD BIDDER	ESTIMATE
FIBERGLASS CONDUIT / LF									
701091P	2022Q2	22107	OCEAN	NHP-0009(328)	250	\$250.00	\$860.00	\$110.00	\$80.00

HISTORICAL BID PRICE LISTING  
BY REGION

REGION: C

PAY ITEM	CALENDAR QUARTER	CONTRACT NUMBER	COUNTY LOCATION	PROJECT DESCRIPTION	BID QUANTITY	AWARD PRICE	SECOND BIDDER	THIRD BIDDER	ESTIMATE
-----									
18" X 36" JUNCTION BOX / U									
701102M	2022Q2	22116	MERCER	CRRSAA-FLEX-0027 (304)	3	\$3,750	\$3,500	\$2,684	\$2,706
		22119	SOMERSET	NHP-0078 (332)	3	\$3,500	\$1,000	\$2,919	\$2,000
		22119	SOMERSET	NHP-0078 (332)	3	\$3,500	\$1,000	\$2,919	\$2,000
		22112	MERCER	NHP-0029 (329)	8	\$3,500	\$3,200	\$2,500	\$2,700
		22131	OCEAN	STBGP-D00S (595)	14	\$3,250	\$4,500		\$2,600
		22107	OCEAN	NHP-0009 (328)	31	\$2,550	\$3,100	\$2,400	\$2,800
		22120	MIDDLESEX	NHP-0018 (309)	55	\$2,625	\$2,500	\$2,300	\$2,600
-----									
JUNCTION BOX FOUNDATION / U									
701117M	2022Q2	22131	OCEAN	STBGP-D00S (595)	1	\$3,500	\$6,000		\$3,600
		22108	MERCER	NHP-0029 (327)	4	\$3,430	\$3,700	\$4,400	\$2,500
		22107	OCEAN	NHP-0009 (328)	5	\$2,900	\$4,900	\$2,700	\$2,750
		22120	MIDDLESEX	NHP-0018 (309)	6	\$3,780	\$2,800	\$2,800	\$2,400
		22112	MERCER	NHP-0029 (329)	21	\$3,700	\$3,100	\$2,600	\$3,000
-----									
JUNCTION BOX FRAME AND COVER / U									
701120M	2022Q2	22120	MIDDLESEX	NHP-0018 (309)	25	\$625	\$225	\$2,700	\$1,600
-----									
FOUNDATION, TYPE SFT / U									
701123M	2022Q2	22116	MERCER	CRRSAA-FLEX-0027 (304)	2	\$4,750	\$3,500	\$2,574	\$2,500
		22131	OCEAN	STBGP-D00S (595)	5	\$3,350	\$4,700		\$2,400
		22120	MIDDLESEX	NHP-0018 (309)	9	\$2,950	\$2,500	\$2,200	\$2,100
		22107	OCEAN	NHP-0009 (328)	11	\$2,550	\$6,100	\$2,400	\$2,300
-----									
FOUNDATION, TYPE P-MC MODIFIED / U									
701128M	2022Q2	22131	OCEAN	STBGP-D00S (595)	2	\$6,400	\$6,700		\$4,500
		22120	MIDDLESEX	NHP-0018 (309)	7	\$4,000	\$6,500	\$5,200	\$4,700
		22107	OCEAN	NHP-0009 (328)	9	\$4,350	\$7,500	\$4,000	\$4,200
-----									
FOUNDATION, TYPE P-MC / U									
701132M	2022Q2	22116	MERCER	CRRSAA-FLEX-0027 (304)	1	\$5,000	\$10,000	\$3,850	\$4,200



HISTORICAL BID PRICE LISTING  
BY REGION

REGION: C

PAY ITEM	CALENDAR QUARTER	CONTRACT NUMBER	COUNTY LOCATION	PROJECT DESCRIPTION	BID QUANTITY	AWARD PRICE	SECOND BIDDER	THIRD BIDDER	ESTIMATE
FOUNDATION, TYPE SPF / U									
701135M	2022Q2	22116	MERCER	CRRSAA-FLEX-0027 (304)	3	\$3,500	\$2,500	\$1,815	\$1,800
		22107	OCEAN	NHP-0009 (328)	7	\$1,885	\$5,500	\$1,800	\$1,700
		22120	MIDDLESEX	NHP-0018 (309)	7	\$2,100	\$1,500	\$1,450	\$1,600
		22131	OCEAN	STBGP-D00S (595)	8	\$2,200	\$4,700		\$1,500
-----									
BORING FOR FOUNDATION, STF 50 FOOT ARM / U									
701136M	2022Q2	22131	OCEAN	STBGP-D00S (595)	3	\$6,300	\$15,500		\$10,900
-----									
FOUNDATION, STF FOR GREATER THAN 50 FOOT / LF									
701137P	2022Q2	22131	OCEAN	STBGP-D00S (595)	60	\$2,200	\$4,000		\$1,600
-----									
FOUNDATION, TYPE STF / U									
701138M	2022Q2	22131	OCEAN	STBGP-D00S (595)	7	\$11,000	\$15,000		\$5,700
		22107	OCEAN	NHP-0009 (328)	15	\$5,900	\$11,000	\$5,400	\$5,000
		22120	MIDDLESEX	NHP-0018 (309)	24	\$17,500	\$7,500	\$5,150	\$4,900
-----									
FOUNDATION, TYPE SFK / U									
701144M	2022Q2	22120	MIDDLESEX	NHP-0018 (309)	4	\$3,100	\$2,500	\$2,350	\$2,000
		22107	OCEAN	NHP-0009 (328)	11	\$2,700	\$7,500	\$2,500	\$2,600
-----									
CABLE RACK / U									
701165M	2022Q2	22107	OCEAN	NHP-0009 (328)	88	\$96.00	\$550.00	\$90.00	\$120.00
-----									
METER CABINET, TYPE T / U									
701168M	2022Q2	22116	MERCER	CRRSAA-FLEX-0027 (304)	1	\$7,000	\$5,350	\$6,490	\$3,400
-----									
METER CABINET, TYPE TL / U									
701171M	2022Q2	22131	OCEAN	STBGP-D00S (595)	3	\$3,850	\$7,500		\$4,200

HISTORICAL BID PRICE LISTING  
BY REGION

REGION: C

PAY ITEM	CALENDAR QUARTER	CONTRACT NUMBER	COUNTY LOCATION	PROJECT DESCRIPTION	BID QUANTITY	AWARD PRICE	SECOND BIDDER	THIRD BIDDER	ESTIMATE
METER CABINET, TYPE TL / U		22120	MIDDLESEX	NHP-0018 (309)	7	\$6,300	\$6,000	\$3,200	\$4,000
701171M	(cont)	22107	OCEAN	NHP-0009(328)	9	\$7,000	\$7,500	\$6,500	\$4,000
-----									
GROUND WIRE, NO. 8 AWG / LF									
701192P	2022Q2	22121	MONMOUTH	NHP-1015(350)	58	\$3.00	\$3.00	\$4.00	\$6.00
		22116	MERCER	CRRSAA-FLEX-0027(304)	350	\$2.00	\$4.75	\$2.00	\$3.00
		22108	MERCER	NHP-0029(327)	784	\$2.60	\$2.75	\$5.00	\$3.00
		22131	OCEAN	STBGP-D00S(595)	2,871	\$3.20	\$3.20		\$2.00
		22112	MERCER	NHP-0029(329)	4,250	\$2.20	\$3.25	\$3.25	\$2.50
		22107	OCEAN	NHP-0009(328)	6,139	\$3.40	\$9.00	\$3.30	\$2.00
		22120	MIDDLESEX	NHP-0018 (309)	7,975	\$2.40	\$3.30	\$2.85	\$2.00
-----									
MULTIPLE LIGHTING WIRE, NO. 2 AWG / LF									
701195P	2022Q2	22108	MERCER	NHP-0029(327)	3,898	\$6.35	\$7.00	\$8.00	\$6.00
		22112	MERCER	NHP-0029(329)	17,945	\$7.00	\$6.00	\$6.00	\$5.00
-----									
MULTIPLE LIGHTING WIRE, NO. 6 AWG / LF									
701198P	2022Q2	22121	MONMOUTH	NHP-1015(350)	174	\$5.00	\$5.00	\$5.00	\$10.00
		22120	MIDDLESEX	NHP-0018 (309)	1,540	\$3.65	\$4.50	\$3.50	\$3.00

HISTORICAL BID PRICE LISTING  
BY REGION

REGION: C

PAY ITEM	CALENDAR QUARTER	CONTRACT NUMBER	COUNTY LOCATION	PROJECT DESCRIPTION	BID QUANTITY	AWARD PRICE	SECOND BIDDER	THIRD BIDDER	ESTIMATE
MULTIPLE LIGHTING WIRE, NO. 8 AWG / LF									
701201P	2022Q2	22131	OCEAN	STBGP-D00S (595)	5,270	\$3.20	\$3.15		\$2.25
		22107	OCEAN	NHP-0009 (328)	9,176	\$4.50	\$10.00	\$4.40	\$2.00
		22120	MIDDLESEX	NHP-0018 (309)	15,655	\$2.90	\$3.30	\$2.85	\$3.00
-----									
SERVICE WIRE, NO. 2 AWG / LF									
701210P	2022Q2	22121	MONMOUTH	NHP-1015 (350)	120	\$8.00	\$8.00	\$10.00	\$15.00
-----									
SERVICE WIRE, NO. 6 AWG / LF									
701213P	2022Q2	22116	MERCER	CRRSAA-FLEX-0027 (304)	160	\$2.30	\$7.00	\$2.20	\$5.00
		22131	OCEAN	STBGP-D00S (595)	345	\$13.50	\$7.50		\$4.00
		22120	MIDDLESEX	NHP-0018 (309)	795	\$4.20	\$7.75	\$9.00	\$3.00
		22107	OCEAN	NHP-0009 (328)	1,671	\$4.50	\$8.00	\$4.40	\$3.50

HISTORICAL BID PRICE LISTING  
 BY REGION

REGION: C

PAY ITEM	CALENDAR QUARTER	CONTRACT NUMBER	COUNTY LOCATION	PROJECT DESCRIPTION	BID QUANTITY	AWARD PRICE	SECOND BIDDER	THIRD BIDDER	ESTIMATE
MODIFY EXISTING LOAD CENTER / LS									
701375P	2022Q2	22108	MERCER	NHP-0029 (327)	1	\$2,555	\$2,700	\$17,000	\$8,000
		22112	MERCER	NHP-0029 (329)	1	\$2,400	\$9,000	\$9,000	\$8,000

HISTORICAL BID PRICE LISTING  
BY REGION

REGION: C

PAY ITEM	CALENDAR QUARTER	CONTRACT NUMBER	COUNTY LOCATION	PROJECT DESCRIPTION	BID QUANTITY	AWARD PRICE	SECOND BIDDER	THIRD BIDDER	ESTIMATE
CONTROLLER, 8 PHASE / U									
702009M	2022Q2	22116	MERCER	CRRSAA-FLEX-0027 (304	1	\$20,500	\$21,000	\$19,800	\$21,500
		22131	OCEAN	STBGP-D00S (595)	2	\$30,300	\$50,000		\$15,500
		22107	OCEAN	NHP-0009 (328)	9	\$35,000	\$25,000	\$24,000	\$21,000
-----									
TRAFFIC SIGNAL STANDARD, ALUMINUM / U									
702012M	2022Q2	22116	MERCER	CRRSAA-FLEX-0027 (304	2	\$3,750	\$4,200	\$3,465	\$3,423
		22131	OCEAN	STBGP-D00S (595)	5	\$3,200	\$5,500		\$3,200
		22120	MIDDLESEX	NHP-0018 (309)	8	\$3,800	\$4,500	\$4,000	\$3,100
		22107	OCEAN	NHP-0009 (328)	21	\$4,250	\$4,500	\$4,000	\$3,100
-----									
SIGNAL STANDARD GREATER 50 FOOT, STEEL / U									
702014M	2022Q2	22131	OCEAN	STBGP-D00S (595)	3	\$15,750	\$21,000		\$10,300
-----									
TRAFFIC SIGNAL STANDARD, STEEL / U									
702015M	2022Q2	22131	OCEAN	STBGP-D00S (595)	7	\$9,100	\$15,000		\$6,900
		22107	OCEAN	NHP-0009 (328)	14	\$8,600	\$9,200	\$8,000	\$7,000
		22120	MIDDLESEX	NHP-0018 (309)	23	\$7,900	\$9,000	\$11,000	\$6,300
-----									
PEDESTRIAN SIGNAL STANDARD / U									
702018M	2022Q2	22116	MERCER	CRRSAA-FLEX-0027 (304	3	\$1,500	\$2,350	\$1,397	\$1,133
		22120	MIDDLESEX	NHP-0018 (309)	6	\$1,300	\$1,450	\$1,150	\$1,000
		22107	OCEAN	NHP-0009 (328)	7	\$1,400	\$2,000	\$1,400	\$1,100
		22131	OCEAN	STBGP-D00S (595)	8	\$1,100	\$1,750		\$1,100
-----									
TRAFFIC SIGNAL MAST ARM, ALUMINUM / U									
702021M	2022Q2	22116	MERCER	CRRSAA-FLEX-0027 (304	2	\$4,800	\$4,200	\$4,565	\$3,000
		22131	OCEAN	STBGP-D00S (595)	3	\$2,100	\$5,500		\$2,700
		22120	MIDDLESEX	NHP-0018 (309)	6	\$5,000	\$4,500	\$4,300	\$2,500

HISTORICAL BID PRICE LISTING  
BY REGION

REGION: C

PAY ITEM	CALENDAR QUARTER	CONTRACT NUMBER	COUNTY LOCATION	PROJECT DESCRIPTION	BID QUANTITY	AWARD PRICE	SECOND BIDDER	THIRD BIDDER	ESTIMATE
TRAFFIC SIGNAL MAST ARM, ALUMINUM / U									
702021M	(cont)	22107	OCEAN	NHP-0009 (328)	20	\$5,000	\$3,700	\$4,600	\$2,700
TRAFFIC SIGNAL MAST ARM, STEEL / U									
702024M	2022Q2	22131	OCEAN	STBGP-D00S (595)	7	\$7,000	\$11,500		\$5,800
		22107	OCEAN	NHP-0009 (328)	13	\$8,950	\$9,800	\$8,400	\$6,000
		22120	MIDDLESEX	NHP-0018 (309)	23	\$20,000	\$9,800	\$11,000	\$5,200
TRAFFIC ARM GREATER THAN 50 FOOT, STEEL / U									
702025M	2022Q2	22131	OCEAN	STBGP-D00S (595)	3	\$43,000	\$65,000		\$22,300
TRAFFIC SIGNAL CABLE, 2 CONDUCTOR / LF									
702027P	2022Q2	22116	MERCER	CRRSAA-FLEX-0027 (304)	650	\$2.50	\$4.50	\$2.40	\$3.00
		22131	OCEAN	STBGP-D00S (595)	957	\$2.40	\$3.00		\$2.50
		22120	MIDDLESEX	NHP-0018 (309)	3,960	\$3.40	\$3.30	\$2.20	\$2.00
		22107	OCEAN	NHP-0009 (328)	5,604	\$4.00	\$5.00	\$3.90	\$2.00
TRAFFIC SIGNAL CABLE, 5 CONDUCTOR / LF									
702030P	2022Q2	22116	MERCER	CRRSAA-FLEX-0027 (304)	650	\$3.20	\$5.50	\$3.05	\$4.00
		22131	OCEAN	STBGP-D00S (595)	2,174	\$3.00	\$4.25		\$3.00
		22120	MIDDLESEX	NHP-0018 (309)	9,540	\$4.00	\$4.50	\$2.70	\$2.50
		22107	OCEAN	NHP-0009 (328)	12,399	\$4.50	\$6.00	\$4.50	\$2.50
TRAFFIC SIGNAL CABLE, 10 CONDUCTOR / LF									
702033P	2022Q2	22116	MERCER	CRRSAA-FLEX-0027 (304)	600	\$4.30	\$6.75	\$4.15	\$5.00
		22131	OCEAN	STBGP-D00S (595)	8,250	\$3.95	\$5.75		\$3.30
		22120	MIDDLESEX	NHP-0018 (309)	20,445	\$5.25	\$5.50	\$3.70	\$3.00
		22107	OCEAN	NHP-0009 (328)	21,604	\$5.90	\$10.00	\$5.60	\$3.00
TRAFFIC SIGNAL HEAD / U									
702036M	2022Q2	22116	MERCER	CRRSAA-FLEX-0027 (304)	5	\$1,500	\$2,100	\$1,414	\$1,384

HISTORICAL BID PRICE LISTING  
BY REGION

REGION: C

PAY ITEM	CALENDAR QUARTER	CONTRACT NUMBER	COUNTY LOCATION	PROJECT DESCRIPTION	BID QUANTITY	AWARD PRICE	SECOND BIDDER	THIRD BIDDER	ESTIMATE
TRAFFIC SIGNAL HEAD / U		22107	OCEAN	NHP-0009 (328)	43	\$1,725	\$1,900	\$1,700	\$1,800
702036M	(cont)	22131	OCEAN	STBGP-D00S (595)	48	\$1,900	\$1,600		\$1,500
		22107	OCEAN	NHP-0009 (328)	85	\$1,800	\$1,700	\$1,750	\$1,350
		22120	MIDDLESEX	NHP-0018 (309)	122	\$1,450	\$1,000	\$1,600	\$1,300
-----									
PUSH BUTTON INSTALLATION / U									
702038M	2022Q2	22131	OCEAN	STBGP-D00S (595)	1	\$1,700	\$2,500		\$1,800
		22120	MIDDLESEX	NHP-0018 (309)	10	\$1,650	\$2,500	\$2,300	\$1,700
		22107	OCEAN	NHP-0009 (328)	11	\$2,000	\$2,440	\$2,000	\$1,840
-----									
PEDESTRIAN SIGNAL HEAD / U									
702039M	2022Q2	22116	MERCER	CRRSAA-FLEX-0027 (304)	6	\$1,200	\$1,700	\$1,122	\$1,075
		22131	OCEAN	STBGP-D00S (595)	14	\$1,050	\$1,300		\$1,100
		22120	MIDDLESEX	NHP-0018 (309)	42	\$1,250	\$1,350	\$1,050	\$1,000
		22107	OCEAN	NHP-0009 (328)	70	\$1,125	\$1,500	\$1,100	\$930.00
-----									
PUSH BUTTON / U									
702042M	2022Q2	22116	MERCER	CRRSAA-FLEX-0027 (304)	6	\$600.00	\$650.00	\$550.00	\$500.00
		22131	OCEAN	STBGP-D00S (595)	7	\$465.00	\$700.00		\$440.00
		22120	MIDDLESEX	NHP-0018 (309)	18	\$800.00	\$800.00	\$600.00	\$500.00
		22107	OCEAN	NHP-0009 (328)	38	\$565.00	\$600.00	\$550.00	\$360.00
-----									
IMAGE DETECTOR / U									
702045M	2022Q2	22131	OCEAN	STBGP-D00S (595)	4	\$18,800	\$37,500		\$6,500
-----									
RADAR DETECTOR / U									
702046M	2022Q2	22116	MERCER	CRRSAA-FLEX-0027 (304)	1	\$12,000	\$10,900	\$9,966	\$10,000
		22131	OCEAN	STBGP-D00S (595)	5	\$10,350	\$17,500		\$9,200

HISTORICAL BID PRICE LISTING  
BY REGION

REGION: C

PAY ITEM	CALENDAR QUARTER	CONTRACT NUMBER	COUNTY LOCATION	PROJECT DESCRIPTION	BID QUANTITY	AWARD PRICE	SECOND BIDDER	THIRD BIDDER	ESTIMATE
RADAR DETECTOR / U									
702046M	(cont)	22107	OCEAN	NHP-0009 (328)	38	\$17,000	\$12,500	\$10,000	\$9,000
-----									
GENERATOR AUXILIARY CABINET / U									
702050M	2022Q2	22131	OCEAN	STBGP-D00S (595)	2	\$7,400	\$16,000		\$7,200
		22120	MIDDLESEX	NHP-0018 (309)	7	\$9,400	\$8,400	\$6,600	\$7,500
		22107	OCEAN	NHP-0009 (328)	14	\$17,000	\$9,800	\$9,500	\$8,000
-----									
INTERIM TRAFFIC SIGNAL SYSTEM, LOCATION / LS									
702057M	2022Q2	22107	OCEAN	NHP-0009 (328)	1	\$17,000	\$60,000	\$15,000	\$8,500
		22107	OCEAN	NHP-0009 (328)	1	\$17,000	\$60,000	\$12,000	\$8,500
		22107	OCEAN	NHP-0009 (328)	1	\$17,000	\$60,000	\$18,000	\$8,500
		22107	OCEAN	NHP-0009 (328)	1	\$17,000	\$60,000	\$18,000	\$8,500
		22107	OCEAN	NHP-0009 (328)	1	\$17,000	\$60,000	\$18,000	\$8,500
		22107	OCEAN	NHP-0009 (328)	1	\$17,000	\$60,000	\$18,000	\$8,500
		22107	OCEAN	NHP-0009 (328)	1	\$17,000	\$60,000	\$18,000	\$8,500
		22107	OCEAN	NHP-0009 (328)	1	\$17,000	\$60,000	\$18,000	\$8,500
		22107	OCEAN	NHP-0009 (328)	1	\$17,000	\$60,000	\$18,000	\$8,500
		22107	OCEAN	NHP-0009 (328)	1	\$17,000	\$60,000	\$18,000	\$8,500
		22107	OCEAN	NHP-0009 (328)	1	\$17,000	\$60,000	\$18,000	\$8,500
		22116	MERCER	CRRSAA-FLEX-0027 (304)	1	\$7,500	\$10,000	\$7,920	\$15,000
		22120	MIDDLESEX	NHP-0018 (309)	1	\$65,000	\$180,000	\$85,000	\$7,500
		22120	MIDDLESEX	NHP-0018 (309)	1	\$25,000	\$30,000	\$30,000	\$10,000
		22120	MIDDLESEX	NHP-0018 (309)	1	\$10,000	\$30,000	\$5,000	\$10,000
		22120	MIDDLESEX	NHP-0018 (309)	1	\$25,000	\$30,000	\$9,000	\$10,000
		22120	MIDDLESEX	NHP-0018 (309)	1	\$25,000	\$30,000	\$5,000	\$10,000
		22120	MIDDLESEX	NHP-0018 (309)	1	\$25,000	\$30,000	\$9,000	\$10,000
		22120	MIDDLESEX	NHP-0018 (309)	1	\$25,000	\$30,000	\$15,000	\$10,000
		22131	OCEAN	STBGP-D00S (595)	1	\$36,775	\$35,000		\$10,000
		22131	OCEAN	STBGP-D00S (595)	1	\$13,750	\$7,500		\$10,000
		22131	OCEAN	STBGP-D00S (595)	1	\$36,775	\$17,500		\$10,000
-----									
CONTROLLER TURN-ON / U									
702060M	2022Q2	22116	MERCER	CRRSAA-FLEX-0027 (304)	1	\$10,000	\$8,100	\$9,680	\$8,308



HISTORICAL BID PRICE LISTING  
 BY REGION

REGION: C

PAY ITEM	CALENDAR QUARTER	CONTRACT NUMBER	COUNTY LOCATION	PROJECT DESCRIPTION	BID QUANTITY	AWARD PRICE	SECOND BIDDER	THIRD BIDDER	ESTIMATE
CONTROLLER TURN-ON / U									
702060M	(cont)	22131	OCEAN	STBGP-D00S (595)	2	\$11,000	\$8,500		\$6,900
		22107	OCEAN	NHP-0009 (328)	14	\$17,000	\$9,200	\$14,000	\$6,300
-----									
BLANK-OUT SIGN / U									
702091M	2022Q2	22107	OCEAN	NHP-0009 (328)	1	\$17,000	\$8,000	\$12,000	\$6,000
-----									
BACKPLATE / U									
702093P	2022Q2	22107	OCEAN	NHP-0009 (328)	12	\$375	\$1,900	\$400	\$450.00

HISTORICAL BID PRICE LISTING  
BY REGION

REGION: C

PAY ITEM	CALENDAR QUARTER	CONTRACT NUMBER	COUNTY LOCATION	PROJECT DESCRIPTION	BID QUANTITY	AWARD PRICE	SECOND BIDDER	THIRD BIDDER	ESTIMATE
-----									
LIGHTING STANDARD ALUMINUM / U									
703003M	2022Q2	22131	OCEAN	STBGP-D00S (595)	1	\$2,800	\$4,700		\$3,400
		22108	MERCER	NHP-0029 (327)	4	\$6,000	\$6,500	\$8,400	\$2,500
		22107	OCEAN	NHP-0009 (328)	6	\$2,900	\$3,700	\$3,000	\$2,500
		22120	MIDDLESEX	NHP-0018 (309)	10	\$3,600	\$3,700	\$4,000	\$2,400
		22112	MERCER	NHP-0029 (329)	21	\$3,400	\$3,200	\$3,500	\$2,800
-----									
LIGHTING MAST ARM ALUMINUM / U									
703012M	2022Q2	22131	OCEAN	STBGP-D00S (595)	1	\$1,100	\$2,250		\$1,300
		22107	OCEAN	NHP-0009 (328)	3	\$1,175	\$1,900	\$1,200	\$1,200
		22112	MERCER	NHP-0029 (329)	21	\$1,350	\$1,700	\$1,800	\$1,100
-----									
LIGHTING MAST ARM STEEL / U									
703015M	2022Q2	22120	MIDDLESEX	NHP-0018 (309)	2	\$2,700	\$2,900	\$2,450	\$3,300
-----									
LUMINAIRE / U									
703018M	2022Q2	22108	MERCER	NHP-0029 (327)	4	\$2,475	\$2,600	\$4,100	\$1,800
		22131	OCEAN	STBGP-D00S (595)	6	\$2,200	\$3,200		\$1,300
		22112	MERCER	NHP-0029 (329)	21	\$550	\$1,000	\$960	\$1,500
		22107	OCEAN	NHP-0009 (328)	26	\$2,375	\$2,200	\$2,300	\$1,600
		22120	MIDDLESEX	NHP-0018 (309)	30	\$3,100	\$2,100	\$2,050	\$1,500
-----									
TEMPORARY HIGHWAY LIGHTING SYSTEM / LS									
703033P	2022Q2	22108	MERCER	NHP-0029 (327)	1	\$500	\$14,500	\$25,000	\$88,000
		22108	MERCER	NHP-0029 (327)	1	\$500	\$14,500	\$27,000	\$88,000
		22112	MERCER	NHP-0029 (329)	1	\$35,000	\$200,000	\$40,000	\$50,000

HISTORICAL BID PRICE LISTING  
BY REGION

REGION: C

PAY ITEM	CALENDAR QUARTER	CONTRACT NUMBER	COUNTY LOCATION	PROJECT DESCRIPTION	BID QUANTITY	AWARD PRICE	SECOND BIDDER	THIRD BIDDER	ESTIMATE
ITS CONDUIT, TYPE A / LF									
704002M	2022Q2	22107	OCEAN	NHP-0009 (328)	75	\$370.00	\$275.00	\$260.00	\$40.00
		22121	MONMOUTH	NHP-1015 (350)	404	\$95.00	\$95.00	\$100.00	\$80.00
		22112	MERCER	NHP-0029 (329)	6,036	\$57.00	\$63.00	\$85.00	\$38.00
		22120	MIDDLESEX	NHP-0018 (309)	18,600	\$87.50	\$30.00	\$61.00	\$38.00
		22107	OCEAN	NHP-0009 (328)	35,937	\$70.00	\$60.00	\$45.00	\$40.00
-----									
JUNCTION BOX ITS TYPE A / U									
704003M	2022Q2	22121	MONMOUTH	NHP-1015 (350)	5	\$3,500	\$3,500	\$3,700	\$6,000
		22120	MIDDLESEX	NHP-0018 (309)	9	\$6,600	\$4,000	\$8,200	\$4,500
		22107	OCEAN	NHP-0009 (328)	25	\$7,800	\$8,000	\$5,200	\$5,100
		22112	MERCER	NHP-0029 (329)	29	\$6,500	\$5,000	\$3,500	\$4,800
-----									
JUNCTION BOX ITS RELOCATION / U									
704007M	2022Q2	22120	MIDDLESEX	NHP-0018 (309)	15	\$3,100	\$400	\$8,000	\$5,000
-----									
JUNCTION BOX ITS TYPE C / U									
704009M	2022Q2	22120	MIDDLESEX	NHP-0018 (309)	2	\$3,500	\$3,500	\$4,850	\$2,600
		22121	MONMOUTH	NHP-1015 (350)	2	\$2,100	\$2,100	\$2,200	\$3,000
-----									
METER CABINET ITS / U									
704011M	2022Q2	22121	MONMOUTH	NHP-1015 (350)	1	\$5,400	\$5,400	\$5,500	\$4,000
-----									
FOUNDATION, ITS / U									
704014M	2022Q2	22121	MONMOUTH	NHP-1015 (350)	1	\$1,400	\$1,400	\$1,500	\$3,000
-----									
FOUNDATION ITS TYPE D / U									
704024M	2022Q2	22121	MONMOUTH	NHP-1015 (350)	1	\$2,300	\$2,300	\$2,400	\$3,000

HISTORICAL BID PRICE LISTING  
BY REGION

REGION: C

PAY ITEM	CALENDAR QUARTER	CONTRACT NUMBER	COUNTY LOCATION	PROJECT DESCRIPTION	BID QUANTITY	AWARD PRICE	SECOND BIDDER	THIRD BIDDER	ESTIMATE
CONTROLLER MODIFICATIONS, TYPE ___ / U									
704032M	2022Q2	22120	MIDDLESEX	NHP-0018 (309)	1	\$11,800	\$15,000	\$8,000	\$11,000
		22131	OCEAN	STBGP-D00S (595)	1	\$16,500	\$17,200		\$10,500
		22120	MIDDLESEX	NHP-0018 (309)	5	\$3,400	\$10,000	\$5,000	\$11,000
-----									
CONTROL CENTER SYSTEM, LOCATION NO. ___ / LS									
704033P	2022Q2	22120	MIDDLESEX	NHP-0018 (309)	1	\$30,000	\$75,000	\$34,500	\$17,500
		22121	MONMOUTH	NHP-1015 (350)	1	\$13,800	\$13,800	\$14,000	\$15,000
		22121	MONMOUTH	NHP-1015 (350)	1	\$15,100	\$15,100	\$16,000	\$5,000
-----									
FOUNDATION CSS / U									
704035M	2022Q2	22121	MONMOUTH	NHP-1015 (350)	1	\$12,000	\$12,000	\$12,000	\$20,000
-----									
CAMERA STANDARD TYPE A / U									
704048M	2022Q2	22121	MONMOUTH	NHP-1015 (350)	1	\$98,580	\$99,000	\$100,000	\$47,000
-----									
CAMERA / U									
704060M	2022Q2	22121	MONMOUTH	NHP-1015 (350)	2	\$7,700	\$7,700	\$8,000	\$8,000
-----									
CONTROLLER, CAMERA / U									
704063M	2022Q2	22121	MONMOUTH	NHP-1015 (350)	1	\$49,850	\$50,000	\$50,000	\$35,000
-----									
FIBER OPTIC CABLE TYPE D / LF									
704075P	2022Q2	22120	MIDDLESEX	NHP-0018 (309)	1,275	\$9.85	\$58.00	\$88.00	\$9.00
-----									
FIBER OPTIC CABLE TYPE G / LF									
704076P	2022Q2	22120	MIDDLESEX	NHP-0018 (309)	23,295	\$16.00	\$12.25	\$13.00	\$8.00

HISTORICAL BID PRICE LISTING  
BY REGION

REGION: C

PAY ITEM	CALENDAR QUARTER	CONTRACT NUMBER	COUNTY LOCATION	PROJECT DESCRIPTION	BID QUANTITY	AWARD PRICE	SECOND BIDDER	THIRD BIDDER	ESTIMATE
FIBER OPTIC CABLE TYPE F / LF									
704081P	2022Q2	22120	MIDDLESEX	NHP-0018 (309)	10,490	\$10.00	\$17.00	\$12.00	\$15.00
-----									
CONTROLLER, CTSS / U									
704084M	2022Q2	22120	MIDDLESEX	NHP-0018 (309)	7	\$87,000	\$142,000	\$86,000	\$29,000
-----									
CONTROLLER, CTSS TURN ON / U									
704090M	2022Q2	22131 22120	OCEAN MIDDLESEX	STBGP-D00S (595) NHP-0018 (309)	1 7	\$6,400 \$18,000	\$8,500 \$7,500	\$19,000	\$7,000 \$6,500
-----									
ADAPTIVE IMAGE DETECTOR, CTSS / U									
704092M	2022Q2	22120	MIDDLESEX	NHP-0018 (309)	30	\$18,900	\$25,000	\$18,000	\$8,000

HISTORICAL BID PRICE LISTING  
BY REGION

REGION: C

PAY ITEM -----	CALENDAR CONTRACT QUARTER NUMBER -----	COUNTY LOCATION -----	PROJECT DESCRIPTION -----	BID QUANTITY -----	AWARD PRICE -----	SECOND BIDDER -----	THIRD BIDDER -----	ESTIMATE -----
WIM ROADWAY DEVICES 1 LANES / U								
704189M	2022Q4 23406	MONMOUTH	STATE	4	\$36,642	\$28,000	\$31,500	\$34,494

HISTORICAL BID PRICE LISTING  
 BY REGION

REGION: C

PAY ITEM	CALENDAR QUARTER	CONTRACT NUMBER	COUNTY LOCATION	PROJECT DESCRIPTION	BID QUANTITY	AWARD PRICE	SECOND BIDDER	THIRD BIDDER	ESTIMATE
TVS ROADWAY DEVICES 1 LANES / U									
704204M	2022Q2	22120	MIDDLESEX	NHP-0018 (309)	3	\$11,500	\$8,500	\$8,000	\$27,000

HISTORICAL BID PRICE LISTING  
 BY REGION

REGION: C

PAY ITEM	CALENDAR QUARTER	CONTRACT NUMBER	COUNTY LOCATION	PROJECT DESCRIPTION	BID QUANTITY	AWARD PRICE	SECOND BIDDER	THIRD BIDDER	ESTIMATE
REMOVAL, RELOCATION OF ELECTRICAL / LS									
706005P	2022Q2	22112	MERCER	NHP-0029 (329)	1	\$120,000	\$50,000	\$5,000	\$80,000



HISTORICAL BID PRICE LISTING  
BY REGION

REGION: C

PAY ITEM	CALENDAR QUARTER	CONTRACT NUMBER	COUNTY LOCATION	PROJECT DESCRIPTION	BID QUANTITY	AWARD PRICE	SECOND BIDDER	THIRD BIDDER	ESTIMATE
-----									
SELECTIVE THINNING / SY									
801006M	2022Q2	22121	MONMOUTH	NHP-1015 (350)	100	\$35.00	\$10.00	\$60.00	\$25.00
		22120	MIDDLESEX	NHP-0018 (309)	150	\$9.25	\$20.00	\$13.00	\$8.00
		22107	OCEAN	NHP-0009 (328)	200	\$4.80	\$30.00	\$27.00	\$35.00
		22131	OCEAN	STBGP-D00S (595)	608	\$35.00	\$60.00		\$15.00
-----									
SELECTIVE CLEARING / SY									
801012M	2022Q2	22121	MONMOUTH	NHP-1015 (350)	100	\$35.00	\$25.00	\$80.00	\$30.00
		22107	OCEAN	NHP-0009 (328)	5,000	\$3.00	\$18.00	\$2.00	\$5.00

HISTORICAL BID PRICE LISTING  
BY REGION

REGION: C

PAY ITEM	CALENDAR QUARTER	CONTRACT NUMBER	COUNTY LOCATION	PROJECT DESCRIPTION	BID QUANTITY	AWARD PRICE	SECOND BIDDER	THIRD BIDDER	ESTIMATE
-----									
TRIMMING EXISTING TREE, OVER 6" TO 12" D / U									
802003M	2022Q2	22116	MERCER	CRRSAA-FLEX-0027 (304	5	\$450.00	\$450.00	\$330.00	\$120.00
		22462	MONMOUTH	STATE	25	\$25.00	\$120.00		\$100.00
-----									
TRIMMING EXISTING TREE, OVER 12" TO 18" / U									
802006M	2022Q2	22107	OCEAN	NHP-0009 (328)	1	\$375	\$2,500	\$725	\$150.00
		22462	MONMOUTH	STATE	3	\$25.00	\$120.00		\$150.00
-----									
TRIMMING EXISTING TREE, OVER 18" TO 24" / U									
802009M	2022Q2	22120	MIDDLESEX	NHP-0018 (309)	1	\$315	\$1,000	\$575	\$600.00
		22104	MERCER	NHP-0029 (328)	3	\$3,650			\$760.00
		22462	MONMOUTH	STATE	3	\$25.00	\$120.00		\$150.00
		22116	MERCER	CRRSAA-FLEX-0027 (304	5	\$750.00	\$750.00	\$550.00	\$200.00
	2022Q3	22147	OCEAN	NHP-0009 (331)	2	\$3,577			\$600.00
-----									
TRIMMING EXISTING TREE, OVER 24" TO 30" / U									
802012M	2022Q2	22119	SOMERSET	NHP-0078 (332)	1	\$800	\$2,500	\$2,314	\$800.00
		22462	MONMOUTH	STATE	3	\$25.00	\$120.00		\$150.00
	2022Q3	22147	OCEAN	NHP-0009 (331)	2	\$4,108			\$1,000
-----									
TRIMMING EXISTING TREE, OVER 30" TO 36" / U									
802015M	2022Q2	22462	MONMOUTH	STATE	3	\$25.00	\$120.00		\$150.00
	2022Q3	22147	OCEAN	NHP-0009 (331)	3	\$4,648			\$1,000
-----									
TRIMMING EXISTING TREE, OVER 36" DIAMETE / U									
802018M	2022Q2	22462	MONMOUTH	STATE	3	\$25.00	\$120.00		\$170.00

HISTORICAL BID PRICE LISTING  
BY REGION

REGION: C

PAY ITEM	CALENDAR QUARTER	CONTRACT NUMBER	COUNTY LOCATION	PROJECT DESCRIPTION	BID QUANTITY	AWARD PRICE	SECOND BIDDER	THIRD BIDDER	ESTIMATE
TREE REMOVAL, OVER 6" TO 12" DIAMETER / U									
802021M	2022Q2	22120	MIDDLESEX	NHP-0018 (309)	1	\$470.00	\$550.00	\$650.00	\$700.00
		22118	MIDDLESEX	NHP- 0018 (308)	15	\$985.00	\$405.00	\$893.00	\$550.00
		22462	MONMOUTH	STATE	25	\$50.00	\$300.00		\$100.00
-----									
TREE REMOVAL, OVER 12" TO 18" DIAMETER / U									
802024M	2022Q2	22107	OCEAN	NHP-0009(328)	1	\$2,260	\$1,800	\$1,175	\$2,200
		22462	MONMOUTH	STATE	3	\$50.00	\$300.00		\$250.00
		22120	MIDDLESEX	NHP-0018 (309)	6	\$525.00	\$600.00	\$790.00	\$1,100
	2022Q4	22155	SOMERSET	NHPP-0206(335)	1	\$5,546			\$1,600
-----									
TREE REMOVAL, OVER 18" TO 24" DIAMETER / U									
802027M	2022Q2	22108	MERCER	NHP-0029(327)	1	\$1,950	\$1,000	\$2,800	\$2,100
		22107	OCEAN	NHP-0009(328)	3	\$2,725	\$2,400	\$1,900	\$1,300
		22462	MONMOUTH	STATE	3	\$250.00	\$300.00		\$250.00
		22120	MIDDLESEX	NHP-0018 (309)	7	\$735	\$1,000	\$1,500	\$1,800
-----									
TREE REMOVAL, OVER 24" TO 30" DIAMETER / U									
802030M	2022Q2	22107	OCEAN	NHP-0009(328)	1	\$3,650	\$4,200	\$3,000	\$3,700
		22119	SOMERSET	NHP-0078(332)	1	\$2,500	\$4,000	\$6,186	\$1,700
		22462	MONMOUTH	STATE	3	\$750.00	\$300.00		\$250.00
		22120	MIDDLESEX	NHP-0018 (309)	7	\$945	\$1,100	\$1,900	\$2,600
-----									
TREE REMOVAL, OVER 30" TO 36" DIAMETER / U									
802033M	2022Q2	22462	MONMOUTH	STATE	3	\$1,250	\$300		\$550.00
		22120	MIDDLESEX	NHP-0018 (309)	8	\$1,250	\$1,500	\$2,200	\$2,900
-----									
TREE REMOVAL, OVER 36" DIAMETER / U									
802036M	2022Q2	22462	MONMOUTH	STATE	3	\$1,500	\$300		\$1,000

HISTORICAL BID PRICE LISTING  
BY REGION

REGION: C

PAY ITEM -----	CALENDAR CONTRACT QUARTER NUMBER -----	COUNTY LOCATION -----	PROJECT DESCRIPTION -----	BID QUANTITY -----	AWARD PRICE -----	SECOND BIDDER -----	THIRD BIDDER -----	ESTIMATE -----
PREPARATION OF EXISTING SOIL / SY								
803006M	2022Q2 22112	MERCER	NHP-0029 (329)	1,241	\$4.40	\$4.00	\$5.00	\$4.50

HISTORICAL BID PRICE LISTING  
BY REGION

REGION: C

PAY ITEM	CALENDAR QUARTER	CONTRACT NUMBER	COUNTY LOCATION	PROJECT DESCRIPTION	BID QUANTITY	AWARD PRICE	SECOND BIDDER	THIRD BIDDER	ESTIMATE
TOPSOIL SPREADING ___" THICK / SY									
804000P	2022Q2	22113	SOMERSET	NHP-0022 (351)	38	\$15.00	\$5.00	\$10.00	\$5.00
		22108	MERCER	NHP-0029 (327)	56	\$65.00	\$45.00	\$110.00	\$12.00
		22118	MIDDLESEX	NHP- 0018 (308)	67	\$10.00	\$20.00	\$5.00	\$10.00
		22131	OCEAN	STBGP-D00S (595)	549	\$3.50	\$65.00		\$5.00
		22119	SOMERSET	NHP-0078 (332)	641	\$10.00	\$10.00	\$6.00	\$6.50
		22121	MONMOUTH	NHP-1015 (350)	670	\$4.75	\$5.00	\$21.00	\$6.00
		22107	OCEAN	NHP-0009 (328)	2,961	\$5.50	\$8.00	\$6.00	\$4.00
		22112	MERCER	NHP-0029 (329)	15,382	\$7.00	\$3.75	\$4.00	\$6.50
		22120	MIDDLESEX	NHP-0018 (309)	16,482	\$4.20	\$4.00	\$7.00	\$4.00
		22107	OCEAN	NHP-0009 (328)	50,976	\$5.50	\$6.00	\$3.00	\$2.00
	2022Q3	22144	OCEAN	NHP-0072 (311)	578	\$14.00	\$10.00		\$7.00
	2022Q4	23406	MONMOUTH	STATE	1,393	\$3.00	\$5.50	\$10.00	\$4.00
		23404	HUNTERDON	STATE	2,972	\$4.00	\$4.00	\$5.00	\$4.10
		23404	HUNTERDON	STATE	5,000	\$0.01	\$0.01	\$0.02	\$5.00
		23406	MONMOUTH	STATE	5,000	\$0.01	\$0.01	\$1.00	\$5.00
-----									
SUBSOIL / CY									
804001P	2022Q2	22107	OCEAN	NHP-0009 (328)	619	\$0.01	\$30.00	\$70.00	\$50.00
-----									
PLANT PIT SOIL / CY									
804014P	2022Q2	22121	MONMOUTH	NHP-1015 (350)	5	\$70.00	\$70.00	\$140.00	\$70.00
		22112	MERCER	NHP-0029 (329)	32	\$77.00	\$70.00	\$80.00	\$70.00
		22120	MIDDLESEX	NHP-0018 (309)	195	\$56.00	\$65.00	\$72.00	\$1.00
		22107	OCEAN	NHP-0009 (328)	197	\$59.00	\$100.00	\$70.00	\$70.00
-----									
BORROW TOPSOIL / CY									
804015P	2022Q2	22119	SOMERSET	NHP-0078 (332)	5	\$100.00	\$200.00	\$121.00	\$60.00
		22108	MERCER	NHP-0029 (327)	7	\$14.00	\$50.00	\$600.00	\$63.00
		22118	MIDDLESEX	NHP- 0018 (308)	10	\$20.00	\$55.00	\$25.00	\$34.00
		22131	OCEAN	STBGP-D00S (595)	16	\$65.00	\$33.00		\$55.00

HISTORICAL BID PRICE LISTING  
BY REGION

REGION: C

PAY ITEM	CALENDAR QUARTER	CONTRACT NUMBER	COUNTY LOCATION	PROJECT DESCRIPTION	BID QUANTITY	AWARD PRICE	SECOND BIDDER	THIRD BIDDER	ESTIMATE
-----									
BORROW TOPSOIL / CY									
804015P	(cont)	22121	MONMOUTH	NHP-1015 (350)	80	\$65.00	\$65.00	\$66.00	\$70.00
		22120	MIDDLESEX	NHP-0018 (309)	1,400	\$35.00	\$85.00	\$40.00	\$50.00
	2022Q4	23406	MONMOUTH	STATE	110	\$25.00	\$35.00	\$40.00	\$50.00
		23404	HUNTERDON	STATE	261	\$25.00	\$25.00	\$20.00	\$50.00
		23404	HUNTERDON	STATE	1,250	\$0.01	\$0.01	\$0.02	\$4.00
		23406	MONMOUTH	STATE	1,250	\$0.01	\$0.01	\$1.00	\$4.00
-----									
BIORETENTION SOIL MIXTURE / CY									
804030P	2022Q2	22107	OCEAN	NHP-0009 (328)	205	\$80.00	\$100.00	\$82.00	\$75.00

HISTORICAL BID PRICE LISTING  
BY REGION

REGION: C

PAY ITEM	CALENDAR QUARTER	CONTRACT NUMBER	COUNTY LOCATION	PROJECT DESCRIPTION	BID QUANTITY	AWARD PRICE	SECOND BIDDER	THIRD BIDDER	ESTIMATE
-----									
TURF REPAIR STRIP / LF									
805003M	2022Q2	22108	MERCER	NHP-0029 (327)	211	\$30.00	\$2.00	\$11.00	\$6.00
		22104	MERCER	NHP-0029 (328)	775	\$39.53			\$9.00
		22131	OCEAN	STBGP-D00S (595)	1,113	\$10.00	\$8.50		\$10.00
	2022Q3	22146	HUNTERDON	0078 (334)	300	\$5.00	\$10.00	\$30.00	\$5.00
		22147	OCEAN	NHP-0009 (331)	2,821	\$33.92			\$5.00
	2022Q4	23404	HUNTERDON	STATE	2,000	\$4.00	\$4.00	\$2.00	\$6.00
		23406	MONMOUTH	STATE	2,079	\$3.00	\$3.75	\$3.75	\$5.00
		23404	HUNTERDON	STATE	5,000	\$0.01	\$0.01	\$0.02	\$2.00
		23406	MONMOUTH	STATE	5,000	\$0.01	\$0.01	\$1.00	\$2.00
-----									
STABILIZED TURF / SY									
805005M	2022Q2	22131	OCEAN	STBGP-D00S (595)	6	\$55.00	\$85.00		\$60.00
	2022Q3	22150	MONMOUTH	NHP-0035 (334)	150	\$120.20			\$50.00
		22146	HUNTERDON	0078 (334)	202	\$10.00	\$250.00	\$75.00	\$30.00
		22147	OCEAN	NHP-0009 (331)	607	\$126.44			\$60.00

HISTORICAL BID PRICE LISTING  
BY REGION

REGION: C

PAY ITEM	CALENDAR QUARTER	CONTRACT NUMBER	COUNTY LOCATION	PROJECT DESCRIPTION	BID QUANTITY	AWARD PRICE	SECOND BIDDER	THIRD BIDDER	ESTIMATE
-----									
FERTILIZING AND SEEDING, TYPE A / SY									
806003P	2022Q2	22113	SOMERSET	NHP-0022 (351)	38	\$3.00	\$1.00	\$10.00	\$3.00
	2022Q3	22144	OCEAN	NHP-0072 (311)	578	\$1.15	\$5.00		\$3.00
	2022Q4	23404	HUNTERDON	STATE	5,000	\$0.01	\$0.01	\$0.02	\$2.00
		23406	MONMOUTH	STATE	5,000	\$0.01	\$0.01	\$0.10	\$2.00
-----									
FERTILIZING AND SEEDING, TYPE A-3 / SY									
806006P	2022Q2	22108	MERCER	NHP-0029 (327)	56	\$18.00	\$5.50	\$110.00	\$4.00
		22118	MIDDLESEX	NHP- 0018 (308)	67	\$10.00	\$1.25	\$1.00	\$2.00
		22131	OCEAN	STBGP-D00S (595)	549	\$2.25	\$3.30		\$3.00
		22119	SOMERSET	NHP-0078 (332)	639	\$3.30	\$1.00	\$2.00	\$2.00
		22112	MERCER	NHP-0029 (329)	15,382	\$1.60	\$1.50	\$1.35	\$2.00
		22120	MIDDLESEX	NHP-0018 (309)	17,391	\$1.55	\$1.75	\$1.30	\$1.00
	2022Q4	23406	MONMOUTH	STATE	1,393	\$0.55	\$0.60	\$1.00	\$2.00
		23404	HUNTERDON	STATE	2,972	\$0.55	\$0.55	\$1.00	\$1.50
-----									
FERTILIZING AND SEEDING, TYPE F / SY									
806018P	2022Q2	22131	OCEAN	STBGP-D00S (595)	51	\$2.75	\$4.25		\$25.00
		22112	MERCER	NHP-0029 (329)	1,399	\$1.60	\$2.00	\$1.40	\$2.00
		22120	MIDDLESEX	NHP-0018 (309)	4,527	\$1.55	\$1.75	\$1.30	\$6.00
		22107	OCEAN	NHP-0009 (328)	5,580	\$1.60	\$1.20	\$2.50	\$1.20
-----									
FERTILIZING AND SEEDING, TYPE R / SY									
806020P	2022Q2	22121	MONMOUTH	NHP-1015 (350)	63	\$5.25	\$5.25	\$12.00	\$2.00
-----									
FERTILIZING AND SEEDING, TYPE PINELANDS / SY									
806027P	2022Q2	22107	OCEAN	NHP-0009 (328)	1,004	\$2.15	\$2.50	\$2.90	\$1.20
-----									
WILDFLOWER SEEDING / SY									
806030P	2022Q2	22121	MONMOUTH	NHP-1015 (350)	140	\$6.50	\$6.50	\$27.00	\$5.00



HISTORICAL BID PRICE LISTING  
BY REGION

REGION: C

PAY ITEM	CALENDAR QUARTER	CONTRACT NUMBER	COUNTY LOCATION	PROJECT DESCRIPTION	BID QUANTITY	AWARD PRICE	SECOND BIDDER	THIRD BIDDER	ESTIMATE
		22112	MERCER	NHP-0029 (329)	1,795	\$4.90	\$2.00	\$5.00	\$5.00
WILDFLOWER SEEDING / SY									
806030P	(cont)	22107	OCEAN	NHP-0009 (328)	1,957	\$2.15	\$4.50	\$4.00	\$4.75
		22120	MIDDLESEX	NHP-0018 (309)	2,152	\$2.05	\$2.25	\$6.00	\$5.00
-----									
FERTILIZING AND SEEDING, LOW MAINTENANCE / SY									
806033P	2022Q2	22121	MONMOUTH	NHP-1015 (350)	670	\$2.25	\$2.25	\$5.00	\$1.00
		22120	MIDDLESEX	NHP-0018 (309)	1,480	\$1.85	\$2.00	\$2.20	\$3.00
		22107	OCEAN	NHP-0009 (328)	52,758	\$1.60	\$2.50	\$1.40	\$1.50

HISTORICAL BID PRICE LISTING  
 BY REGION

REGION: C

PAY ITEM	CALENDAR QUARTER	CONTRACT NUMBER	COUNTY LOCATION	PROJECT DESCRIPTION	BID QUANTITY	AWARD PRICE	SECOND BIDDER	THIRD BIDDER	ESTIMATE
-----									
TOPSOIL STABILIZATION, TYPE 1 MAT / SY									
807003M	2022Q2	22131	OCEAN	STBGP-D00S (595)	21	\$11.00	\$18.00		\$15.00
	2022Q4	23404	HUNTERDON	STATE	295	\$10.00	\$10.00	\$8.00	\$6.00
-----									
TOPSOIL STABILIZATION, TYPE 4 MAT / SY									
807012M	2022Q2	22107	OCEAN	NHP-0009 (328)	500	\$4.30	\$6.00	\$6.50	\$5.00

HISTORICAL BID PRICE LISTING  
BY REGION

REGION: C

PAY ITEM	CALENDAR QUARTER	CONTRACT NUMBER	COUNTY LOCATION	PROJECT DESCRIPTION	BID QUANTITY	AWARD PRICE	SECOND BIDDER	THIRD BIDDER	ESTIMATE
-----									
STRAW MULCHING / SY									
809003M	2022Q2	22113	SOMERSET	NHP-0022 (351)	38	\$3.00	\$1.00		\$4.00
		22108	MERCER	NHP-0029 (327)	56	\$18.00	\$1.40	\$110.00	\$3.00
		22118	MIDDLESEX	NHP- 0018 (308)	67	\$10.00	\$1.25	\$1.00	\$4.00
		22131	OCEAN	STBGP-D00S (595)	549	\$1.00	\$1.50		\$4.00
		22119	SOMERSET	NHP-0078 (332)	639	\$3.30	\$1.00	\$2.00	\$2.00
		22120	MIDDLESEX	NHP-0018 (309)	3,925	\$1.00	\$1.25	\$1.00	\$1.00
		22112	MERCER	NHP-0029 (329)	15,382	\$1.10	\$0.50	\$1.00	\$1.50
	2022Q3	22144	OCEAN	NHP-0072 (311)	578	\$0.65	\$5.00		\$1.00
	2022Q4	23406	MONMOUTH	STATE	1,393	\$0.55	\$0.60	\$1.00	\$1.50
		23404	HUNTERDON	STATE	2,972	\$0.55	\$0.55	\$0.02	\$1.00
		23404	HUNTERDON	STATE	5,000	\$0.01	\$0.01	\$0.02	\$1.00
		23406	MONMOUTH	STATE	5,000	\$0.01	\$0.01	\$0.10	\$1.00
-----									
FIBER MULCHING / SY									
809006M	2022Q2	22121	MONMOUTH	NHP-1015 (350)	670	\$3.00	\$3.00	\$8.00	\$5.00
		22120	MIDDLESEX	NHP-0018 (309)	16,661	\$1.00	\$1.25	\$3.00	\$1.00
		22107	OCEAN	NHP-0009 (328)	61,299	\$1.10	\$1.20	\$2.70	\$0.60
-----									
GRAVEL MULCHING / SY									
809012M	2022Q2	22120	MIDDLESEX	NHP-0018 (309)	287	\$6.25	\$6.75	\$22.00	\$10.00
-----									
WOOD MULCHING / SY									
809018M	2022Q2	22121	MONMOUTH	NHP-1015 (350)	16	\$6.00	\$6.00	\$25.00	\$7.00
		22112	MERCER	NHP-0029 (329)	81	\$6.00	\$5.75	\$4.50	\$7.00
		22107	OCEAN	NHP-0009 (328)	3,549	\$1.10	\$3.50	\$4.90	\$7.00
-----									
WOOD MULCHING, 2" THICK / SY									
809021M	2022Q2	22120	MIDDLESEX	NHP-0018 (309)	2,749	\$1.00	\$1.25	\$3.50	\$4.00

HISTORICAL BID PRICE LISTING  
 BY REGION

REGION: C

PAY ITEM	CALENDAR QUARTER	CONTRACT NUMBER	COUNTY LOCATION	PROJECT DESCRIPTION	BID QUANTITY	AWARD PRICE	SECOND BIDDER	THIRD BIDDER	ESTIMATE
MOWING / ACRE									
810003M	2022Q2	22120	MIDDLESEX	NHP-0018 (309)	8	\$470.00	\$525.00	\$210.00	\$900.00
		22107	OCEAN	NHP-0009 (328)	26	\$430.00	\$650.00	\$220.00	\$800.00
MOWING / SY									
810006M	2022Q2	22131	OCEAN	STBGP-D00S (595)	250	\$10.00	\$8.00		\$4.00

HISTORICAL BID PRICE LISTING  
BY REGION

REGION: C

PAY ITEM	CALENDAR QUARTER	CONTRACT NUMBER	COUNTY LOCATION	PROJECT DESCRIPTION	BID QUANTITY	AWARD PRICE	SECOND BIDDER	THIRD BIDDER	ESTIMATE
LARGE DECIDUOUS TREE, 3-3 1/2" CALIPER, / U									
811003M	2022Q2	22120	MIDDLESEX	NHP-0018 (309)	27	\$785	\$850	\$1,000	\$700.00
LARGE DECIDUOUS TREE, 2 1/2-3" CALIPER, / U									
811004M	2022Q2	22120	MIDDLESEX	NHP-0018 (309)	70	\$525.00	\$550.00	\$750.00	\$650.00
LARGE DECIDUOUS TREE, 2-2 1/2" CALIPER, / U									
811006M	2022Q2	22112	MERCER	NHP-0029 (329)	25	\$710.00	\$660.00	\$725.00	\$500.00
		22107	OCEAN	NHP-0009 (328)	33	\$550.00	\$900.00	\$680.00	\$500.00
LARGE DECID TREE 10-12' HIGH, MULTI STEM / U									
811016M	2022Q2	22107	OCEAN	NHP-0009 (328)	15	\$645.00	\$900.00	\$750.00	\$450.00
		22120	MIDDLESEX	NHP-0018 (309)	43	\$630.00	\$660.00	\$750.00	\$450.00
SMALL DECIDUOUS TREE, 2-2 1/2" CALIPER, / U									
811024M	2022Q2	22107	OCEAN	NHP-0009 (328)	47	\$550.00	\$400.00	\$670.00	\$450.00
SMALL DECIDUOUS TREE, 6-7' HIGH B&B / U									
811029M	2022Q2	22121	MONMOUTH	NHP-1015 (350)	7	\$595.00	\$600.00	\$750.00	\$350.00
		22107	OCEAN	NHP-0009 (328)	12	\$550.00	\$300.00	\$650.00	\$350.00
SMALL DECIDUOUS TREE, 7-8' HIGH, B&B / U									
811031M	2022Q2	22112	MERCER	NHP-0029 (329)	48	\$650.00	\$600.00	\$650.00	\$375.00
EVERGREEN TREE, 7-8' HIGH B&B / U									
811037M	2022Q2	22107	OCEAN	NHP-0009 (328)	37	\$600.00	\$350.00	\$725.00	\$375.00

HISTORICAL BID PRICE LISTING  
BY REGION

REGION: C

PAY ITEM	CALENDAR QUARTER	CONTRACT NUMBER	COUNTY LOCATION	PROJECT DESCRIPTION	BID QUANTITY	AWARD PRICE	SECOND BIDDER	THIRD BIDDER	ESTIMATE
-----									
EVERGREEN TREE, 7-8' HIGH B&B / U									
811037M	(cont)	22120	MIDDLESEX	NHP-0018 (309)	85	\$575.00	\$600.00	\$700.00	\$375.00
-----									
EVERGREEN TREE, 6-7' HIGH, B&B / U									
811039M	2022Q2	22120	MIDDLESEX	NHP-0018 (309)	20	\$470.00	\$500.00	\$625.00	\$350.00
-----									
DECIDUOUS SHRUB, 18-24" HIGH, #3 CONTAIN / U									
811063M	2022Q2	22121	MONMOUTH	NHP-1015 (350)	45	\$60.00	\$60.00	\$150.00	\$65.00
-----									
DECIDUOUS SHRUB, 24-36" HIGH, CONTAINER / U									
811067M	2022Q2	22107	OCEAN	NHP-0009 (328)	1,512	\$64.50	\$85.00	\$70.00	\$65.00
-----									
EVERGREEN SHRUB, 18-24" HIGH, #3 CONTAIN / U									
811078M	2022Q2	22107	OCEAN	NHP-0009 (328)	170	\$59.00	\$90.00	\$65.00	\$55.00

HISTORICAL BID PRICE LISTING  
BY REGION

REGION: C

PAY ITEM	CALENDAR QUARTER	CONTRACT NUMBER	COUNTY LOCATION	PROJECT DESCRIPTION	BID QUANTITY	AWARD PRICE	SECOND BIDDER	THIRD BIDDER	ESTIMATE
PERENNIAL, 2" PLUG / U									
811120M	2022Q2	22120	MIDDLESEX	NHP-0018 (309)	18,034	\$4.60	\$5.00	\$3.50	\$5.00
-----									
BULB / U									
811123M	2022Q2	22107 22120	OCEAN MIDDLESEX	NHP-0009 (328) NHP-0018 (309)	12,519 13,900	\$1.10 \$1.00	\$15.00 \$1.25	\$4.20 \$3.00	\$2.50 \$2.50
-----									
PLANT ESTABLISHMENT PERIOD / LS									
811138M	2022Q2	22107 22112 22120 22121	OCEAN MERCER MIDDLESEX MONMOUTH	NHP-0009 (328) NHP-0029 (329) NHP-0018 (309) NHP-1015 (350)	1 1 1 1	\$9,150 \$7,000 \$8,750 \$2,500	\$55,000 \$6,250 \$10,000 \$2,500	\$70,000 \$5,000 \$39,500 \$15,000	\$28,000 \$8,100 \$30,000 \$6,000
-----									
WATERING / MG									
811165M	2022Q2	22121 22112 22120 22107	MONMOUTH MERCER MIDDLESEX OCEAN	NHP-1015 (350) NHP-0029 (329) NHP-0018 (309) NHP-0009 (328)	2 8 38 66	\$400.00 \$550.00 \$260.00 \$265.00	\$400.00 \$500.00 \$275.00 \$400.00	\$700.00 \$450.00 \$220.00 \$250.00	\$1,000 \$1,000 \$650.00 \$1,000

HISTORICAL BID PRICE LISTING  
 BY REGION

REGION: C

PAY ITEM	CALENDAR QUARTER	CONTRACT NUMBER	COUNTY LOCATION	PROJECT DESCRIPTION	BID QUANTITY	AWARD PRICE	SECOND BIDDER	THIRD BIDDER	ESTIMATE
MISCELLANEOUS CONCRETE / CY									
903006M	2022Q2	22464	MONMOUTH	N/A	40	\$250.00	\$50.00		\$700.00
	2023Q1	23446	MONMOUTH	N/A	40	\$250.00	\$1.00		\$300.00



HISTORICAL BID PRICE LISTING  
 BY REGION

REGION: C

PAY ITEM -----	CALENDAR QUARTER	CONTRACT NUMBER	COUNTY LOCATION	PROJECT DESCRIPTION	BID QUANTITY	AWARD PRICE	SECOND BIDDER	THIRD BIDDER	ESTIMATE -----
INSPECTION OF UNITS / U									
MMA001M	2022Q2	22464	MONMOUTH	N/A	25	\$1,000	\$1,000		\$1,000
	2023Q1	23446	MONMOUTH	N/A	25	\$1,000	\$1,000		\$1,000

HISTORICAL BID PRICE LISTING  
BY REGION

REGION: C

PAY ITEM	CALENDAR QUARTER	CONTRACT NUMBER	COUNTY LOCATION	PROJECT DESCRIPTION	BID QUANTITY	AWARD PRICE	SECOND BIDDER	THIRD BIDDER	ESTIMATE
BRIDGE HEADER REPAIR / LF									
MMB070M	2023Q1	22451	HUNTERDON	NHP-0040 (315)	6,329	\$130.00	\$223.00	\$100.00	\$175.00
REPAIR CONCRETE CURB / LF									
MMB077M	2023Q1	22451	HUNTERDON	NHP-0040 (315)	885	\$65.00	\$100.00	\$55.00	\$145.00
DECK CORROSION INHIBITOR / SY									
MMB086M	2023Q1	22451	HUNTERDON	NHP-0040 (315)	35,747	\$10.00	\$10.00	\$6.00	\$12.00
DECK JOINT RESEAL (SILICON) / LF									
MMB087M	2023Q1	22451	HUNTERDON	NHP-0040 (315)	9,052	\$125.00	\$80.00	\$35.00	\$85.00
BRIDGE DECK CRACK SEALING / LF									
MMB088M	2023Q1	22451	HUNTERDON	NHP-0040 (315)	3,000	\$10.00	\$10.00	\$15.00	\$10.00
DECK JOINT REPAIR / LF									
MMB089M	2023Q1	22451	HUNTERDON	NHP-0040 (315)	9,084	\$125.00	\$200.00	\$65.00	\$150.00
DECK JOINT RESEAL (RUBBER ASPHALT) / LF									
MMB090M	2023Q1	22451	HUNTERDON	NHP-0040 (315)	6,329	\$3.00	\$2.00	\$12.00	\$22.00
FORCE ACCOUNT LABOR, EQUIPMENT & MATERIA / DOLL									
MMB091M	2022Q2	22462	MONMOUTH	STATE	80,000	\$1.00	\$1.00		\$1.00
CREW COORDINATOR / HOUR									
MMB092M	2022Q4	23435	HUNTERDON	N/A	40	\$140.00	\$140.00	\$140.00	\$140.00

HISTORICAL BID PRICE LISTING  
 BY REGION

REGION: C

PAY ITEM	CALENDAR QUARTER	CONTRACT NUMBER	COUNTY LOCATION	PROJECT DESCRIPTION	BID QUANTITY	AWARD PRICE	SECOND BIDDER	THIRD BIDDER	ESTIMATE
CREW COORDINATOR / HOUR									
MMB092M	(cont)	23429	MIDDLESEX	N/A	250	\$140.00	\$140.00	\$140.00	\$140.00
		23423	HUNTERDON	N/A	500	\$140.00	\$140.00	\$140.00	\$140.00
		23432	HUNTERDON	N/A	750	\$140.00	\$140.00	\$140.00	\$140.00
		23426	HUNTERDON	N/A	1,000	\$140.00	\$140.00	\$140.00	\$140.00

HISTORICAL BID PRICE LISTING  
BY REGION

REGION: C

PAY ITEM	CALENDAR QUARTER	CONTRACT NUMBER	COUNTY LOCATION	PROJECT DESCRIPTION	BID QUANTITY	AWARD PRICE	SECOND BIDDER	THIRD BIDDER	ESTIMATE
LANE CLOSURES / HOUR									
MMB172M	2022Q4	23429	MIDDLESEX	N/A	1,250	\$1.00	\$285.00	\$132.97	\$100.00
		23423	HUNTERDON	N/A	7,400	\$0.01	\$0.01	\$1.00	\$100.00
		23432	HUNTERDON	N/A	7,500	\$157.01	\$0.01	\$1.00	\$100.00
		23435	HUNTERDON	N/A	8,000	\$0.01	\$0.01	\$0.01	\$100.00
		23426	HUNTERDON	N/A	9,000	\$11.28	\$1.00	\$0.01	\$100.00
-----									
SOLID WASTE DISPOSAL / DOLL									
MMB173M	2022Q4	23429	MIDDLESEX	N/A	1,000	\$1.00	\$1.00	\$1.00	\$1.00
		23423	HUNTERDON	N/A	10,000	\$1.00	\$1.00	\$1.00	\$1.00
		23426	HUNTERDON	N/A	20,000	\$1.00	\$1.00	\$1.00	\$1.00
		23432	HUNTERDON	N/A	50,000	\$1.00	\$1.00	\$1.00	\$1.00
		23435	HUNTERDON	N/A	100,000	\$1.00	\$1.00	\$1.00	\$1.00
-----									
REPAIR CATEGORY "A" / HOUR									
MMB181M	2022Q2	22464	MONMOUTH	N/A	165	\$1,800	\$1,750		\$1,500
	2023Q1	23446	MONMOUTH	N/A	165	\$1,700	\$800		\$1,500
-----									
LABOR CREW / HOUR									
MMB186M	2022Q4	23429	MIDDLESEX	N/A	625	\$770.00	\$603.00	\$719.91	\$680.00
		23429	MIDDLESEX	N/A	625	\$350.00	\$503.00	\$564.36	\$585.00
		23429	MIDDLESEX	N/A	625	\$365.00	\$345.00	\$403.55	\$385.00
		23429	MIDDLESEX	N/A	625	\$796.00	\$618.00	\$715.69	\$700.00
		23429	MIDDLESEX	N/A	625	\$800.00	\$622.00	\$782.60	\$675.00
		23429	MIDDLESEX	N/A	625	\$250.00	\$383.00	\$393.50	\$350.00
		23429	MIDDLESEX	N/A	625	\$350.00	\$605.00	\$723.79	\$600.00
		23435	HUNTERDON	N/A	3,000	\$428.69	\$374.76	\$501.00	\$400.00
		23423	HUNTERDON	N/A	7,400	\$566.15	\$595.00	\$652.00	\$510.00
		23423	HUNTERDON	N/A	7,400	\$402.70	\$525.00	\$461.00	\$350.00
		23432	HUNTERDON	N/A	7,500	\$607.47	\$923.00	\$830.00	\$650.00
		23432	HUNTERDON	N/A	7,500	\$607.47	\$700.00	\$790.00	\$650.00
		23435	HUNTERDON	N/A	8,000	\$712.12	\$776.55	\$865.00	\$690.00

HISTORICAL BID PRICE LISTING  
 BY REGION

REGION: C

PAY ITEM	CALENDAR QUARTER	CONTRACT NUMBER	COUNTY LOCATION	PROJECT DESCRIPTION	BID QUANTITY	AWARD PRICE	SECOND BIDDER	THIRD BIDDER	ESTIMATE
LABOR CREW / HOUR									
MMB186M	(cont)	23426	HUNTERDON	N/A	9,000	\$754.74	\$770.00	\$916.00	\$625.00
		23426	HUNTERDON	N/A	9,000	\$214.14	\$230.00	\$208.00	\$237.00
RAILROAD SERVICES / DOLL									
MMB188M	2023Q1	22451	HUNTERDON	NHP-0040 (315)	15,000	\$1.00	\$1.00	\$1.00	\$1.00

HISTORICAL BID PRICE LISTING  
BY REGION

REGION: C

PAY ITEM	CALENDAR QUARTER	CONTRACT NUMBER	COUNTY LOCATION	PROJECT DESCRIPTION	BID QUANTITY	AWARD PRICE	SECOND BIDDER	THIRD BIDDER	ESTIMATE
-----									
RADAR DETECTION SYSTEM, 2 RADAR / U									
MME144M	2022Q4	23404	HUNTERDON	STATE	1	\$22,869	\$22,869	\$23,000	\$25,000
-----									
RADAR DETECTION SYSTEM, 3 RADAR / U									
MME145M	2022Q4	23404	HUNTERDON	STATE	1	\$33,360	\$33,360	\$33,000	\$30,000
-----									
RADAR DETECTION SYSTEM, 4 RADAR / U									
MME146M	2022Q4	23404	HUNTERDON	STATE	1	\$46,200	\$46,200	\$43,000	\$40,000
		23406	MONMOUTH	STATE	1	\$41,013	\$54,500	\$60,000	\$40,000

HISTORICAL BID PRICE LISTING  
BY REGION

REGION: C

PAY ITEM	CALENDAR QUARTER	CONTRACT NUMBER	COUNTY LOCATION	PROJECT DESCRIPTION	BID QUANTITY	AWARD PRICE	SECOND BIDDER	THIRD BIDDER	ESTIMATE
-----									
TRAFFIC CONTROL TRUCK WITH MOUNTED CRASH / DAY									
MMG008M	2022Q4	23404	HUNTERDON	STATE	500	\$1.00	\$1.00	\$0.02	\$200.00
		23406	MONMOUTH	STATE	500	\$1.00	\$0.01	\$10.00	\$200.00
-----									
E-Z PASS / DOLL									
MMG009M	2023Q1	22451	HUNTERDON	NHP-0040 (315)	7,293	\$1.00	\$1.00	\$1.00	\$1.00
-----									
TELEPHONE SERVICE / DOLL									
MMG010M	2022Q2	22464	MONMOUTH	N/A	1,500	\$1.00	\$1.00		\$1.00
	2022Q4	23429	MIDDLESEX	N/A	1,000	\$1.00	\$1.00	\$1.00	\$1.00
		23432	HUNTERDON	N/A	1,500	\$1.00	\$1.00	\$1.00	\$1.00
		23435	HUNTERDON	N/A	2,000	\$1.00	\$1.00	\$1.00	\$1.00
		23426	HUNTERDON	N/A	2,500	\$1.00	\$1.00	\$1.00	\$1.00
		23423	HUNTERDON	N/A	3,000	\$1.00	\$1.00	\$1.00	\$1.00
	2023Q1	23446	MONMOUTH	N/A	1,500	\$1.00	\$1.00		\$1.00
-----									
Adjustment Factor - Normal Working Hours / PCT									
MMG011M	2022Q2	22455	MONMOUTH	STATE	2,586,207	\$0.90	\$0.96	\$1.07	\$1.16
-----									
FIELD OFFICE EQUIPMENT / DOLL									
MMG018M	2022Q2	22462	MONMOUTH	STATE	500	\$1.00	\$1.00		\$1.00
		22464	MONMOUTH	N/A	1,000	\$1.00	\$1.00		\$1.00
	2023Q1	23446	MONMOUTH	N/A	1,000	\$1.00	\$1.00		\$1.00
		23449	MONMOUTH	N/A	2,500	\$1.00	\$1.00		\$1.00
-----									
OVERTIME DIFFERENTIAL (OD) / DOLL									
MMG025M	2022Q4	23429	MIDDLESEX	N/A	20,000	\$1.00	\$1.00	\$1.00	\$1.00

HISTORICAL BID PRICE LISTING  
BY REGION

REGION: C

PAY ITEM	CALENDAR QUARTER	CONTRACT NUMBER	COUNTY LOCATION	PROJECT DESCRIPTION	BID QUANTITY	AWARD PRICE	SECOND BIDDER	THIRD BIDDER	ESTIMATE
-----									
OVERTIME DIFFERENTIAL (OD) / DOLL									
MMG025M	(cont)	23432	HUNTERDON	N/A	50,000	\$1.00	\$1.00	\$1.00	\$1.00
		23435	HUNTERDON	N/A	50,000	\$1.00	\$1.00	\$1.00	\$1.00
		23423	HUNTERDON	N/A	100,000	\$1.00	\$1.00	\$1.00	\$1.00
		23426	HUNTERDON	N/A	100,000	\$1.00	\$1.00	\$1.00	\$1.00
-----									
DISPOSAL OF REGULATED MATERIAL / DOLL									
MMG027M	2022Q4	23429	MIDDLESEX	N/A	3,000	\$1.00	\$1.00	\$1.00	\$1.00
		23423	HUNTERDON	N/A	10,000	\$1.00	\$1.00	\$1.00	\$1.00
		23426	HUNTERDON	N/A	20,000	\$1.00	\$1.00	\$1.00	\$1.00
		23432	HUNTERDON	N/A	100,000	\$1.00	\$1.00	\$1.00	\$1.00
		23435	HUNTERDON	N/A	100,000	\$1.00	\$1.00	\$1.00	\$1.00
-----									
STEEL POST FOR END TREATMENT / U									
MMG030M	2022Q2	22464	MONMOUTH	N/A	110	\$400.00	\$120.00		\$250.00
	2023Q1	23446	MONMOUTH	N/A	110	\$400.00	\$250.00		\$250.00
-----									
ATTACHMENT TO STRUCTURE / LF									
MMG032M	2022Q2	22464	MONMOUTH	N/A	10	\$1.00	\$1.00		\$150.00
		22464	MONMOUTH	N/A	10	\$150.00	\$200.00		\$200.00
	2023Q1	23446	MONMOUTH	N/A	10	\$75.00	\$1.00		\$150.00
		23446	MONMOUTH	N/A	10	\$100.00	\$200.00		\$200.00
-----									
ATTACHMENT TO STRUCTURE / U									
MMG033M	2022Q2	22464	MONMOUTH	N/A	10	\$1.00	\$1.00		\$250.00
	2023Q1	23446	MONMOUTH	N/A	10	\$25.00	\$1.00		\$250.00
-----									
RIPRAP STONE SLOPE PROTECTION / T									
MMG036M	2022Q4	23404	HUNTERDON	STATE	50	\$1.00	\$1.00	\$0.02	\$55.00



HISTORICAL BID PRICE LISTING  
BY REGION

REGION: C

PAY ITEM	CALENDAR QUARTER	CONTRACT NUMBER	COUNTY LOCATION	PROJECT DESCRIPTION	BID QUANTITY	AWARD PRICE	SECOND BIDDER	THIRD BIDDER	ESTIMATE
RIPRAP STONE SLOPE PROTECTION / T									
MMG036M	(cont)	23406	MONMOUTH	STATE	50	\$1.00	\$0.01	\$55.00	\$55.00
DISPOSAL OF REGULATED MATERIAL HAZARDOUS / DOLL									
MMG064M	2022Q4	23429	MIDDLESEX	N/A	3,000	\$1.00	\$1.00	\$1.00	\$1.00
		23423	HUNTERDON	N/A	10,000	\$1.00	\$1.00	\$1.00	\$1.00
		23426	HUNTERDON	N/A	25,000	\$1.00	\$1.00	\$1.00	\$1.00
		23432	HUNTERDON	N/A	50,000	\$1.00	\$1.00	\$1.00	\$1.00
		23435	HUNTERDON	N/A	100,000	\$1.00	\$1.00	\$1.00	\$1.00
DREDG, PROCESSING, TRNSPRT, PLACE UPLAND / CY									
MMG094M	2022Q3	22471	MIDDLESEX	STATE	19,071	\$125.75	\$175.00	\$210.00	\$131.00
		23701	MIDDLESEX	N/A	23,468	\$170.00			\$142.00
ADJUSTMENT FACTOR / PCT									
MMG095M	2022Q2	22442	MONMOUTH	N/A	11,000,000	\$0.85	\$0.85	\$0.87	\$1.09

HISTORICAL BID PRICE LISTING  
BY REGION

REGION: C

PAY ITEM	CALENDAR QUARTER	CONTRACT NUMBER	COUNTY LOCATION	PROJECT DESCRIPTION	BID QUANTITY	AWARD PRICE	SECOND BIDDER	THIRD BIDDER	ESTIMATE
-----									
CONSTRUCTION LAYOUT / DAY									
MMR001M	2022Q4	23404	HUNTERDON	STATE	20	\$1.00	\$1.00	\$0.02	\$1,650
		23406	MONMOUTH	STATE	20	\$1.00	\$1.00	\$0.01	\$1,650
-----									
MOBILIZATION / U									
MMR004M	2023Q1	23449	MONMOUTH	N/A	18	\$3,000	\$3,000		\$3,000
-----									
SPECIAL MOBILIZATION / U									
MMR005M	2022Q2	22464	MONMOUTH	N/A	10	\$2,000	\$2,000		\$2,000
	2023Q1	23449	MONMOUTH	N/A	5	\$1,500	\$1,500		\$1,500
		23446	MONMOUTH	N/A	10	\$2,000	\$2,000		\$2,000
-----									
EMERGENCY MOBILIZATION / U									
MMR006M	2022Q2	22462	MONMOUTH	STATE	10	\$1,000	\$1,000		\$1,000
		22464	MONMOUTH	N/A	25	\$5,000	\$5,000		\$5,000
	2022Q4	23404	HUNTERDON	STATE	3	\$10,000	\$10,000	\$10,000	\$10,000
		23406	MONMOUTH	STATE	3	\$10,000	\$10,000	\$10,000	\$10,000
	2023Q1	23449	MONMOUTH	N/A	1	\$2,500	\$2,500		\$2,500
		23446	MONMOUTH	N/A	25	\$5,000	\$5,000		\$5,000
-----									
ATTACHMENT TO STRUCTURE, TYPE A / U									
MMR047M	2022Q2	22464	MONMOUTH	N/A	10	\$2,800	\$1,200		\$2,000
	2023Q1	23446	MONMOUTH	N/A	10	\$3,500	\$2,400		\$2,000
-----									
ATTACHMENT TO STRUCTURE, TYPE B / U									
MMR048M	2022Q2	22464	MONMOUTH	N/A	10	\$110.00	\$150.00		\$500.00

HISTORICAL BID PRICE LISTING  
BY REGION

REGION: C

PAY ITEM	CALENDAR QUARTER	CONTRACT NUMBER	COUNTY LOCATION	PROJECT DESCRIPTION	BID QUANTITY	AWARD PRICE	SECOND BIDDER	THIRD BIDDER	ESTIMATE
ATTACHMENT TO STRUCTURE, TYPE B / U									
MMR048M	2023Q1	23446	MONMOUTH	N/A	10	\$100.00	\$350.00		\$250.00
-----									
BUFFER END PIECES FOR END TREATMENTS / U									
MMR055M	2022Q2	22464	MONMOUTH	N/A	30	\$50.00	\$45.00		\$200.00
	2023Q1	23446	MONMOUTH	N/A	30	\$50.00	\$150.00		\$150.00
-----									
WOODEN POSTS FOR END TREATMENTS / U									
MMR056M	2022Q2	22464	MONMOUTH	N/A	40	\$500.00	\$35.00		\$75.00
	2023Q1	23446	MONMOUTH	N/A	40	\$500.00	\$100.00		\$250.00
-----									
RAIL ELEMENTS FOR END TREATMENTS / U									
MMR057M	2022Q2	22464	MONMOUTH	N/A	110	\$1,700	\$1,500		\$1,000
	2023Q1	23446	MONMOUTH	N/A	110	\$1,700	\$750		\$1,500
-----									
REFLECTIVE SHEETING FOR END TREATMENTS / SF									
MMR058M	2022Q2	22464	MONMOUTH	N/A	75	\$10.00	\$1.00		\$15.00
	2023Q1	23446	MONMOUTH	N/A	75	\$10.00	\$1.00		\$15.00
-----									
FLASHING ARROW BOARD, 4' X 8' / DAY									
MMR060M	2022Q4	23404	HUNTERDON	STATE	100	\$1.00	\$1.00	\$0.02	\$50.00
		23406	MONMOUTH	STATE	100	\$1.00	\$1.00	\$1.00	\$50.00
-----									
PORTABLE VARIABLE MESSAGE SIGN / DAY									
MMR061M	2022Q4	23404	HUNTERDON	STATE	140	\$1	\$1	\$1,200	\$100.00

HISTORICAL BID PRICE LISTING  
BY REGION

REGION: C

PAY ITEM	CALENDAR QUARTER	CONTRACT NUMBER	COUNTY LOCATION	PROJECT DESCRIPTION	BID QUANTITY	AWARD PRICE	SECOND BIDDER	THIRD BIDDER	ESTIMATE
PORTABLE VARIABLE MESSAGE SIGN / DAY									
MMR061M	(cont)	23406	MONMOUTH	STATE	140	\$1.00	\$1.00	\$1.00	\$100.00
REMOVAL OF LONG LIFE PATTERNED CONTRAST / LF									
MMR065M	2022Q4	23412	MONMOUTH	STBGP-FLEX-D00S (630)	5,000	\$0.35	\$1.00		\$1.50
REMOVAL OF TRAFFIC MARKINGS, LINES / LF									
MMR067M	2022Q4	23412	MONMOUTH	STBGP-FLEX-D00S (630)	175,000	\$0.54	\$0.25		\$0.40
NON-VEGETATIVE SURFACE, POLYESTER MATTIN / SY									
MMR073M	2022Q2	22464	MONMOUTH	N/A	100	\$35.00	\$1.00		\$25.00
	2023Q1	23446	MONMOUTH	N/A	100	\$4.00	\$1.00		\$30.00
GUIDE RAIL EXTRUDERS / U									
MMR076M	2022Q2	22464	MONMOUTH	N/A	15	\$800.00	\$750.00		\$1,000
	2023Q1	23446	MONMOUTH	N/A	15	\$800	\$1,000		\$1,000
MOBILIZATION OF MILL & HMA PAVING EQUIP. / U									
MMR077M	2022Q4	23404	HUNTERDON	STATE	25	\$15,000	\$15,000	\$15,000	\$15,000
		23406	MONMOUTH	STATE	25	\$15,000	\$15,000	\$15,000	\$15,000
CLEARING SITE / LF									
MMR080M	2022Q4	23412	MONMOUTH	STBGP-FLEX-D00S (630)	1,000,000	\$0.01	\$0.05		\$0.10
	2023Q1	23449	MONMOUTH	N/A	30,000	\$0.25	\$0.95		\$0.23

HISTORICAL BID PRICE LISTING  
BY REGION

REGION: C

PAY ITEM	CALENDAR QUARTER	CONTRACT NUMBER	COUNTY LOCATION	PROJECT DESCRIPTION	BID QUANTITY	AWARD PRICE	SECOND BIDDER	THIRD BIDDER	ESTIMATE
MOBILE RETROREFLECTOMETER SERVICE / LS									
MMR083M	2022Q4	23412	MONMOUTH	STBGP-FLEX-D00S (630)	1	\$95,000	\$86,000		\$95,000
-----									
MICROMILLING / SY									
MMR087M	2022Q4	23404	HUNTERDON	STATE	1,000	\$5.00	\$5.00	\$2.00	\$6.35
		23406	MONMOUTH	STATE	1,000	\$5.00	\$2.50	\$7.00	\$6.35
-----									
CONCRETE WASHOUT SYSTEM / U									
MMR091M	2022Q4	23404	HUNTERDON	STATE	2	\$2,500	\$2,500	\$2,500	\$2,500
		23406	MONMOUTH	STATE	2	\$2,500	\$2,500	\$2,500	\$2,500
		23404	HUNTERDON	STATE	10	\$1,500	\$1,500	\$1,500	\$1,500
		23406	MONMOUTH	STATE	10	\$1,500	\$1,500	\$1,500	\$1,500
-----									
REGRADE BERM / SY									
MMR096M	2022Q4	23404	HUNTERDON	STATE	1,247	\$4.00	\$4.00	\$5.00	\$2.50
		23406	MONMOUTH	STATE	2,192	\$3.00	\$35.00	\$2.70	\$3.00

HISTORICAL BID PRICE LISTING  
 BY REGION

REGION: C

PAY ITEM	CALENDAR QUARTER	CONTRACT NUMBER	COUNTY LOCATION	PROJECT DESCRIPTION	BID QUANTITY	AWARD PRICE	SECOND BIDDER	THIRD BIDDER	ESTIMATE
ASPHALT COLD PATCH / LB									
MMR115M	2022Q2	22464	MONMOUTH	N/A	500	\$10.00	\$1.00		\$2.00
	2023Q1	23446	MONMOUTH	N/A	500	\$4.00	\$1.00		\$2.00

HISTORICAL BID PRICE LISTING  
 BY REGION

REGION: N

PAY ITEM	CALENDAR QUARTER	CONTRACT NUMBER	COUNTY LOCATION	PROJECT DESCRIPTION	BID QUANTITY	AWARD PRICE	SECOND BIDDER	THIRD BIDDER	ESTIMATE
-----	-----	-----	-----	-----	-----	-----	-----	-----	-----
FORCE ACCOUNT / DOLL									
109006M	2022Q2	22463	MORRIS	N/A	300,000	\$1.00	\$1.00		\$1.00
	2022Q4	23428	SUSSEX	N/A	250,000	\$1.00	\$1.00	\$1.00	\$1.00
		23425	UNION	N/A	695,000	\$1.00	\$1.00	\$1.00	\$1.00
		23422	UNION	N/A	700,000	\$1.00	\$1.00	\$1.00	\$1.00
		23431	UNION	N/A	2,200,000	\$1.00	\$1.00	\$1.00	\$1.00
		23434	UNION	N/A	3,000,000	\$1.00	\$1.00	\$1.00	\$1.00
	2023Q1	23448	MORRIS	N/A	20,000	\$1.00	\$1.00		\$1.00
		23402	MORRIS	STATE	100,000	\$1.00	\$1.00	\$1.00	\$1.00
		23403	HUDSON	STATE	100,000	\$1.00	\$1.00	\$1.00	\$1.00

HISTORICAL BID PRICE LISTING  
BY REGION

REGION: N

PAY ITEM	CALENDAR QUARTER	CONTRACT NUMBER	COUNTY LOCATION	PROJECT DESCRIPTION	BID QUANTITY	AWARD PRICE	SECOND BIDDER	THIRD BIDDER	ESTIMATE
PERFORMANCE BOND AND PAYMENT BOND / DOLL									
151006M	2022Q2	22105	UNION	NHP-0439 (303)	1	\$68,700			\$45,000
		22110	BERGEN	NHP-0017 (307)	1	\$26,050	\$27,000	\$75,000	\$45,000
		22115	ESSEX	NHP-0021 (353)	1	\$40,110	\$33,998	\$41,944	\$45,000
		22117	PASSAIC	NHP-0020 (301)	1	\$300,000	\$220,000	\$50,000	\$200,000
		22122	MORRIS	NHP-0015 (311)	1	\$75,000	\$90,000	\$95,000	\$55,000
		22123	BERGEN	STBGP-0208 (302)	1	\$29,000	\$40,000	\$20,000	\$30,000
		22127	BERGEN	CRRSAA-FLEX-0004 (32)	1	\$118,000	\$118,000	\$100,277	\$110,000
		22128	ESSEX	NHP-D00S (591)	1	\$11,300	\$34,933		\$25,000
		22129	MORRIS	STBGP-FLEX-0046 (351)	1	\$30,000	\$20,000	\$35,000	\$30,000
		22463	MORRIS	N/A	1	\$21,500	\$65,797		\$51,700
	2022Q3	22137	UNION	NHP-0022 (353)	1	\$45,000	\$39,000	\$55,000	\$55,000
		22142	MORRIS	NHP-0080 (335)	1	\$11,735	\$14,000	\$10,400	\$25,000
		22149	MORRIS	HSIP-0015 (313)	1	\$40,000	\$42,300	\$58,545	\$55,000
	2022Q4	22145	WARREN	NHP-0094 (306)	1	\$20,240			\$25,000
		22148	PASSAIC	NHFP-HWY-0046 (356)	1	\$75,000	\$65,000	\$97,600	\$45,000
		22152	WARREN	CMAQ-0046 (353)	1	\$20,000	\$9,000	\$15,000	\$30,000
		22154	MORRIS	NHP-0080 (334)	1	\$27,091	\$27,900	\$20,000	\$45,000
		23422	UNION	N/A	1	\$0	\$1	\$95,000	\$12,000
		23425	UNION	N/A	1	\$93,371	\$1	\$229,948	\$50,000
		23428	SUSSEX	N/A	1	\$1	\$1	\$10,000	\$15,000
		23431	UNION	N/A	1	\$0	\$1	\$157,101	\$25,000
		23434	UNION	N/A	1	\$50,000	\$1	\$92,134	\$15,000
	2023Q1	21410	BERGEN	NHP-D00S (642)	1	\$60,000	\$40,000	\$60,000	\$40,000
		22158	ESSEX	NHP-0280 (337)	1	\$245,000	\$160,000	\$150,000	\$200,000
		22159	BERGEN	NHP-0017 (310)	1	\$19,500	\$18,055	\$17,985	\$25,000
		22160	WARREN	0046996	1	\$15,000			\$30,000
		22450	MORRIS	NHP-0040 (314)	1	\$30,000	\$74,000	\$1	\$25,000
		23401	SUSSEX	STATE	1	\$42,100	\$47,500	\$41,842	\$79,600
		23402	MORRIS	STATE	1	\$44,290	\$46,275	\$50,000	\$50,000
		23403	HUDSON	STATE	1	\$39,105	\$47,500	\$42,200	\$47,100
		23448	MORRIS	N/A	1	\$5,200	\$3,750		\$12,500



HISTORICAL BID PRICE LISTING  
BY REGION

REGION: N

PAY ITEM	CALENDAR QUARTER	CONTRACT NUMBER	COUNTY LOCATION	PROJECT DESCRIPTION	BID QUANTITY	AWARD PRICE	SECOND BIDDER	THIRD BIDDER	ESTIMATE
RAILROAD PROTECTIVE LIABILITY INSURANCE / DOLL									
152012P	2022Q2	22117	PASSAIC	NHP-0020 (301)	1	\$6,000	\$2,000	\$5,000	\$70,000
	2022Q4	22148	PASSAIC	NHFP-HWY-0046 (356)	1	\$5,000	\$2,500	\$10,000	\$31,000
	2023Q1	22158	ESSEX	NHP-0280 (337)	1	\$2,522	\$11,000	\$45,000	\$25,000
		22450	MORRIS	NHP-0040 (314)	1	\$20,000	\$20,000	\$1	\$15,000
		23402	MORRIS	STATE	1	\$3,524	\$3,672	\$3,500	\$10,000
		23403	HUDSON	STATE	1	\$2,518	\$3,700	\$1,206	\$10,000
		21410	BERGEN	NHP-D00S (642)	15,000	\$1.00	\$1.00	\$1.00	\$1.00
-----									
POLLUTION LIABILITY INSURANCE / DOLL									
152015P	2022Q2	22105	UNION	NHP-0439 (303)	1	\$11,500			\$10,000
		22110	BERGEN	NHP-0017 (307)	1	\$10,000	\$17,500	\$3	\$3,740
		22115	ESSEX	NHP-0021 (353)	1	\$11,500	\$10,000	\$10,070	\$8,000
		22117	PASSAIC	NHP-0020 (301)	1	\$20,000	\$15,000	\$1	\$5,000
		22122	MORRIS	NHP-0015 (311)	1	\$10,000	\$15,000	\$20,000	\$6,500
		22123	BERGEN	STBGP-0208 (302)	1	\$15,000	\$11,000	\$1	\$12,000
		22127	BERGEN	CRRSAA-FLEX-0004 (32)	1	\$1	\$1	\$24,540	\$10,000
		22128	ESSEX	NHP-D00S (591)	1	\$1	\$12,575		\$3,000
		22129	MORRIS	STBGP-FLEX-0046 (351)	1	\$11,000	\$5,000	\$16,794	\$17,000
		22463	MORRIS	N/A	1	\$1	\$12,500		\$15,000
	2022Q3	22137	UNION	NHP-0022 (353)	1	\$10,000	\$15,000	\$19,000	\$10,000
		22142	MORRIS	NHP-0080 (335)	1	\$7,800	\$0	\$7,900	\$16,000
		22149	MORRIS	HSIP-0015 (313)	1	\$10,000	\$1	\$14,901	\$5,000
	2022Q4	22145	WARREN	NHP-0094 (306)	1	\$15,000			\$2,000
		22148	PASSAIC	NHFP-HWY-0046 (356)	1	\$14,750	\$14,000	\$15,000	\$4,320
		22152	WARREN	CMAQ-0046 (353)	1	\$9,500	\$1	\$3,000	\$425.00
		22154	MORRIS	NHP-0080 (334)	1	\$7,553	\$10,300	\$1	\$5,000
		23422	UNION	N/A	1	\$0.01	\$1.00	\$1.00	\$6,000
		23425	UNION	N/A	1	\$56,382	\$1	\$1	\$12,000
		23428	SUSSEX	N/A	1	\$1	\$1	\$8,000	\$6,500
		23431	UNION	N/A	1	\$0.01	\$1.00	\$0.01	\$5,000
		23434	UNION	N/A	1	\$25,000	\$1	\$1	\$5,000
	2023Q1	21410	BERGEN	NHP-D00S (642)	1	\$18,000	\$10,000	\$10,000	\$15,000

HISTORICAL BID PRICE LISTING  
BY REGION

REGION: N

PAY ITEM	CALENDAR QUARTER	CONTRACT NUMBER	COUNTY LOCATION	PROJECT DESCRIPTION	BID QUANTITY	AWARD PRICE	SECOND BIDDER	THIRD BIDDER	ESTIMATE
POLLUTION LIABILITY INSURANCE / DOLL									
152015P	(cont)	22158	ESSEX	NHP-0280 (337)	1	\$13,116	\$27,500	\$20,000	\$20,000
		22159	BERGEN	NHP-0017 (310)	1	\$1	\$11,000	\$7,072	\$1,000
		22160	WARREN	0046996	1	\$15,000			\$2,500
		22450	MORRIS	NHP-0040 (314)	1	\$2,500	\$18,000	\$1	\$10,000
		23401	SUSSEX	STATE	1	\$14,000	\$1	\$10,070	\$5,000
		23402	MORRIS	STATE	1	\$10,070	\$15,000	\$1	\$5,000
		23403	HUDSON	STATE	1	\$10,070	\$1	\$15,000	\$5,000
		23448	MORRIS	N/A	1	\$4,000	\$18,000		\$5,000

HISTORICAL BID PRICE LISTING  
BY REGION

REGION: N

PAY ITEM	CALENDAR QUARTER	CONTRACT NUMBER	COUNTY LOCATION	PROJECT DESCRIPTION	BID QUANTITY	AWARD PRICE	SECOND BIDDER	THIRD BIDDER	ESTIMATE
-----									
PROGRESS SCHEDULE / LS									
153003P	2022Q2	22105	UNION	NHP-0439 (303)	1	\$5,000			\$10,000
		22110	BERGEN	NHP-0017 (307)	1	\$11,030	\$3,000	\$10,500	\$8,000
		22115	ESSEX	NHP-0021 (353)	1	\$13,805	\$1,400	\$5,500	\$10,000
		22117	PASSAIC	NHP-0020 (301)	1	\$25,000	\$17,500	\$50,000	\$60,000
		22122	MORRIS	NHP-0015 (311)	1	\$6,000	\$10,000	\$60,000	\$25,000
		22123	BERGEN	STBGP-0208 (302)	1	\$15,000	\$3,000	\$6,500	\$15,000
		22127	BERGEN	CRRSAA-FLEX-0004 (32)	1	\$10,000	\$10,000	\$10,000	\$35,000
		22128	ESSEX	NHP-D00S (591)	1	\$2,500	\$9,850		\$8,000
		22129	MORRIS	STBGP-FLEX-0046 (351)	1	\$3,500	\$5,000	\$5,000	\$15,000
	2022Q3	22137	UNION	NHP-0022 (353)	1	\$10,000	\$5,000	\$5,500	\$25,000
		22142	MORRIS	NHP-0080 (335)	1	\$7,700	\$3,000	\$1,000	\$6,500
		22149	MORRIS	HSIP-0015 (313)	1	\$7,500	\$16,000	\$3,672	\$25,000
	2022Q4	22145	WARREN	NHP-0094 (306)	1	\$38,000			\$8,000
		22148	PASSAIC	NHFP-HWY-0046 (356)	1	\$5,000	\$7,500	\$6,240	\$10,000
		22152	WARREN	CMAQ-0046 (353)	1	\$5,000	\$9,841	\$25,000	\$7,000
		22154	MORRIS	NHP-0080 (334)	1	\$4,725	\$7,480	\$5,004	\$10,000
	2023Q1	22158	ESSEX	NHP-0280 (337)	1	\$10,089	\$9,500	\$15,000	\$70,000
		22159	BERGEN	NHP-0017 (310)	1	\$1,400	\$8,230	\$5,000	\$8,000
		22160	WARREN	0046996	1	\$38,000			\$7,000

-----  
PROGRESS SCHEDULE UPDATE / U

153005M	2022Q2	22128	ESSEX	NHP-D00S (591)	4	\$100	\$1,975		\$500.00
		22110	BERGEN	NHP-0017 (307)	7	\$800.00	\$500.00	\$750.00	\$700.00
		22115	ESSEX	NHP-0021 (353)	8	\$810.00	\$300.00	\$500.00	\$490.00
		22105	UNION	NHP-0439 (303)	15	\$550.00			\$750.00
		22127	BERGEN	CRRSAA-FLEX-0004 (32)	15	\$600.00	\$600.00	\$500.00	\$685.00
		22123	BERGEN	STBGP-0208 (302)	18	\$1.00	\$500.00	\$50.00	\$250.00
		22117	PASSAIC	NHP-0020 (301)	19	\$1,000	\$800	\$800	\$480.00
		22122	MORRIS	NHP-0015 (311)	23	\$100.00	\$200.00	\$500.00	\$550.00
		22129	MORRIS	STBGP-FLEX-0046 (351)	25	\$500.00	\$0.01	\$640.00	\$500.00
	2022Q3	22142	MORRIS	NHP-0080 (335)	4	\$770.00	\$1.00	\$450.00	\$600.00
		22137	UNION	NHP-0022 (353)	14	\$660.00	\$500.00	\$250.00	\$500.00

HISTORICAL BID PRICE LISTING  
BY REGION

REGION: N

PAY ITEM	CALENDAR QUARTER	CONTRACT NUMBER	COUNTY LOCATION	PROJECT DESCRIPTION	BID QUANTITY	AWARD PRICE	SECOND BIDDER	THIRD BIDDER	ESTIMATE
-----									
PROGRESS SCHEDULE UPDATE / U									
153005M	(cont)	22149	MORRIS	HSIP-0015 (313)	18	\$400.00	\$800.00	\$459.00	\$500.00
	2022Q4	22154	MORRIS	NHP-0080 (334)	4	\$630.00	\$770.00	\$0.02	\$800.00
		22152	WARREN	CMAQ-0046 (353)	8	\$600.00	\$0.02	\$400.00	\$500.00
		22145	WARREN	NHP-0094 (306)	13	\$8,000			\$700.00
		22148	PASSAIC	NHFP-HWY-0046 (356)	15	\$600.00	\$600.00	\$585.00	\$500.00
	2023Q1	22160	WARREN	0046996	3	\$8,000			\$500.00
		22159	BERGEN	NHP-0017 (310)	5	\$150.00	\$815.00	\$750.00	\$504.00
		22158	ESSEX	NHP-0280 (337)	18	\$706.00	\$250.00	\$600.00	\$1,500

-----  
BAR CHART PROGRESS SCHEDULE AND UPDATES / LS

153009P	2023Q1	23401	SUSSEX	STATE	1	\$3,045	\$1,500	\$2,500	\$5,000
		23402	MORRIS	STATE	1	\$4,500	\$2,565	\$5,000	\$5,000
		23403	HUDSON	STATE	1	\$4,500	\$5,000	\$2,360	\$5,000

-----  
TRAINEES / HOUR

153011M	2022Q2	22129	MORRIS	STBGP-FLEX-0046 (351)	300	\$0.01	\$0.01	\$1.09	\$1.00
		22105	UNION	NHP-0439 (303)	920	\$0.01			\$1.00
		22123	BERGEN	STBGP-0208 (302)	920	\$0.01	\$0.01	\$1.00	\$1.00
		22110	BERGEN	NHP-0017 (307)	1,490	\$1.00	\$1.00	\$0.01	\$1.00
		22122	MORRIS	NHP-0015 (311)	1,970	\$1.00	\$1.00	\$0.01	\$1.00
		22127	BERGEN	CRRSAA-FLEX-0004 (32)	2,940	\$1.00	\$1.00	\$0.01	\$1.00
		22117	PASSAIC	NHP-0020 (301)	9,860	\$1.00	\$0.01	\$25.00	\$1.00
	2022Q3	22149	MORRIS	HSIP-0015 (313)	760	\$0.01	\$0.01	\$1.25	\$1.00
		22137	UNION	NHP-0022 (353)	1,220	\$0.01	\$94.00	\$1.00	\$1.00
		22142	MORRIS	NHP-0080 (335)	2,660	\$2.00	\$0.01	\$1.00	\$11.00
	2022Q4	22154	MORRIS	NHP-0080 (334)	1,050	\$1.00	\$1.00	\$0.02	\$1.00
		22152	WARREN	CMAQ-0046 (353)	2,670	\$0.01	\$0.02	\$0.01	\$1.00
		22148	PASSAIC	NHFP-HWY-0046 (356)	3,590	\$0.01	\$0.01	\$7.80	\$1.00
	2023Q1	22450	MORRIS	NHP-0040 (314)	440	\$50.00	\$1.00	\$95.00	\$1.00

HISTORICAL BID PRICE LISTING  
BY REGION

REGION: N

PAY ITEM ----- TRAINees / HOUR	CALENDAR QUARTER -----	CONTRACT NUMBER -----	COUNTY LOCATION -----	PROJECT DESCRIPTION -----	BID QUANTITY -----	AWARD PRICE -----	SECOND BIDDER -----	THIRD BIDDER -----	ESTIMATE -----
153011M	(cont)	22158	ESSEX	NHP-0280 (337)	5,660	\$2.00	\$1.00	\$0.01	\$5.50

HISTORICAL BID PRICE LISTING  
BY REGION

REGION: N

PAY ITEM	CALENDAR QUARTER	CONTRACT NUMBER	COUNTY LOCATION	PROJECT DESCRIPTION	BID QUANTITY	AWARD PRICE	SECOND BIDDER	THIRD BIDDER	ESTIMATE
MOBILIZATION / LS									
154003P	2022Q2	22105	UNION	NHP-0439 (303)	1	\$500,000			\$890,400
		22110	BERGEN	NHP-0017 (307)	1	\$271,400	\$310,000	\$650,000	\$700,000
		22115	ESSEX	NHP-0021 (353)	1	\$1,023,470	\$1,216,065	\$945,000	\$899,000
		22117	PASSAIC	NHP-0020 (301)	1	\$4,800,000	\$4,850,000	\$5,771,574	\$4,700,000
		22122	MORRIS	NHP-0015 (311)	1	\$1,150,000	\$1,319,300	\$1,325,000	\$840,000
		22123	BERGEN	STBGP-0208 (302)	1	\$425,000	\$285,000	\$485,000	\$420,000
		22127	BERGEN	CRRSAA-FLEX-0004 (32)	1	\$2,068,000	\$2,068,000	\$2,100,000	\$2,000,000
		22128	ESSEX	NHP-D00S (591)	1	\$645,278	\$448,647		\$250,000
		22129	MORRIS	STBGP-FLEX-0046 (351)	1	\$290,000	\$330,000	\$2,068,000	\$331,000
	2022Q3	22137	UNION	NHP-0022 (353)	1	\$900,000	\$1,110,000	\$1,084,800	\$960,000
		22142	MORRIS	NHP-0080 (335)	1	\$116,725	\$250,000	\$315,514	\$328,000
		22149	MORRIS	HSIP-0015 (313)	1	\$800,000	\$1,523,000	\$2,229,740	\$575,000
	2022Q4	22145	WARREN	NHP-0094 (306)	1	\$400,500			\$380,000
		22148	PASSAIC	NHFP-HWY-0046 (356)	1	\$1,100,000	\$1,300,000	\$1,330,000	\$690,000
		22152	WARREN	CMAQ-0046 (353)	1	\$390,000	\$250,000	\$360,000	\$206,300
		22154	MORRIS	NHP-0080 (334)	1	\$150,000	\$200,811	\$360,000	\$762,000
	2023Q1	21410	BERGEN	NHP-D00S (642)	1	\$625,000	\$420,000	\$770,000	\$500,000
		22158	ESSEX	NHP-0280 (337)	1	\$2,297,000	\$3,322,000	\$3,600,000	\$4,800,000
		22159	BERGEN	NHP-0017 (310)	1	\$583,000	\$163,175	\$434,278	\$370,000
		22160	WARREN	0046996	1	\$267,000			\$216,000
		22450	MORRIS	NHP-0040 (314)	1	\$220,000	\$570,000	\$1,000,000	\$300,000
		23401	SUSSEX	STATE	1	\$144,212	\$545,000	\$735,000	\$786,313
		23402	MORRIS	STATE	1	\$571,560	\$213,400	\$900,000	\$493,352
		23403	HUDSON	STATE	1	\$431,911	\$950,000	\$439,090	\$466,232

HISTORICAL BID PRICE LISTING  
BY REGION

REGION: N

PAY ITEM	CALENDAR QUARTER	CONTRACT NUMBER	COUNTY LOCATION	PROJECT DESCRIPTION	BID QUANTITY	AWARD PRICE	SECOND BIDDER	THIRD BIDDER	ESTIMATE
-----									
FIELD OFFICE TYPE B SET UP / U									
155006M	2023Q1	23401	SUSSEX	STATE	1	\$38,870	\$11,000	\$35,000	\$20,000
		23402	MORRIS	STATE	1	\$25,500	\$52,775	\$15,500	\$20,000
		23403	HUDSON	STATE	1	\$25,500	\$13,500	\$54,010	\$20,000
-----									
FIELD OFFICE TYPE D SET UP / U									
155012M	2022Q2	22105	UNION	NHP-0439 (303)	1	\$30,000			\$50,000
		22129	MORRIS	STBGP-FLEX-0046 (351)	1	\$30,000	\$35,000	\$39,377	\$40,000
	2022Q3	22149	MORRIS	HSIP-0015 (313)	1	\$55,000	\$23,000	\$40,447	\$35,000
-----									
FIELD OFFICE TYPE E SET UP / U									
155015M	2022Q2	22110	BERGEN	NHP-0017 (307)	1	\$44,760	\$28,000	\$21,500	\$44,300
		22115	ESSEX	NHP-0021 (353)	1	\$26,500	\$25,000	\$35,000	\$75,000
		22122	MORRIS	NHP-0015 (311)	1	\$75,000	\$25,000	\$185,000	\$45,000
		22123	BERGEN	STBGP-0208 (302)	1	\$120,000	\$30,000	\$75,000	\$40,000
		22127	BERGEN	CRRSAA-FLEX-0004 (32)	1	\$50,000	\$50,000	\$44,194	\$37,700
		22128	ESSEX	NHP-D00S (591)	1	\$30,000	\$22,000		\$30,000
	2022Q3	22137	UNION	NHP-0022 (353)	1	\$35,000	\$36,000	\$24,000	\$40,000
		22142	MORRIS	NHP-0080 (335)	1	\$24,100	\$11,000	\$10,000	\$42,000
	2022Q4	22145	WARREN	NHP-0094 (306)	1	\$45,000			\$45,000
		22148	PASSAIC	NHFP-HWY-0046 (356)	1	\$40,000	\$25,000	\$45,500	\$35,000
		22152	WARREN	CMAQ-0046 (353)	1	\$35,000	\$75,000	\$40,000	\$30,000
	2023Q1	22159	BERGEN	NHP-0017 (310)	1	\$16,500	\$30,300	\$12,500	\$38,000
		22450	MORRIS	NHP-0040 (314)	1	\$30,000	\$30,000	\$100,000	\$75,000
-----									
FIELD OFFICE TYPE F SET UP / U									
155018M	2022Q2	22117	PASSAIC	NHP-0020 (301)	1	\$130,000	\$50,000	\$131,000	\$64,000
	2022Q4	22154	MORRIS	NHP-0080 (334)	1	\$9,750	\$26,100	\$50,000	\$85,000

HISTORICAL BID PRICE LISTING  
BY REGION

REGION: N

PAY ITEM	CALENDAR QUARTER	CONTRACT NUMBER	COUNTY LOCATION	PROJECT DESCRIPTION	BID QUANTITY	AWARD PRICE	SECOND BIDDER	THIRD BIDDER	ESTIMATE
-----									
FIELD OFFICE TYPE F SET UP / U									
155018M	2023Q1	21410	BERGEN	NHP-D00S (642)	1	\$30,000	\$30,000	\$40,000	\$125,000
		22158	ESSEX	NHP-0280 (337)	1	\$45,402	\$15,000	\$25,000	\$130,000
		22160	WARREN	0046996	1	\$48,000			\$100,000
-----									
FIELD OFFICE TYPE B MAINTENANCE / MO									
155024M	2023Q1	23402	MORRIS	STATE	12	\$3,500	\$4,210	\$4,400	\$2,500
		23403	HUDSON	STATE	12	\$3,500	\$4,800	\$4,925	\$2,500
		23401	SUSSEX	STATE	16	\$3,880	\$4,000	\$3,500	\$2,500
-----									
FIELD OFFICE TYPE D MAINTENANCE / MO									
155030M	2022Q2	22129	MORRIS	STBGP-FLEX-0046 (351)	28	\$3,500	\$3,000	\$5,542	\$3,000
		22105	UNION	NHP-0439 (303)	32	\$3,500			\$3,750
	2022Q3	22149	MORRIS	HSIP-0015 (313)	35	\$4,000	\$5,600	\$3,996	\$3,500
-----									
FIELD OFFICE TYPE E MAINTENANCE / MO									
155033M	2022Q2	22128	ESSEX	NHP-D00S (591)	12	\$3,500	\$8,200		\$3,500
		22110	BERGEN	NHP-0017 (307)	13	\$5,630	\$4,000	\$6,000	\$4,500
		22115	ESSEX	NHP-0021 (353)	19	\$5,000	\$4,425	\$4,000	\$5,000
		22123	BERGEN	STBGP-0208 (302)	40	\$1,000	\$3,500	\$2,000	\$4,000
		22127	BERGEN	CRRSAA-FLEX-0004 (32)	42	\$3,500	\$3,500	\$4,417	\$3,673
		22122	MORRIS	NHP-0015 (311)	47	\$4,000	\$2,500	\$500	\$3,500
	2022Q3	22142	MORRIS	NHP-0080 (335)	10	\$5,355	\$6,000	\$2,700	\$4,000
		22137	UNION	NHP-0022 (353)	32	\$3,900	\$3,600	\$2,500	\$4,500
	2022Q4	22145	WARREN	NHP-0094 (306)	13	\$8,000			\$3,500
		22152	WARREN	CMAQ-0046 (353)	19	\$3,500	\$1,000	\$3,750	\$3,000
		22148	PASSAIC	NHFP-HWY-0046 (356)	32	\$3,500	\$4,200	\$4,500	\$3,500
	2023Q1	22159	BERGEN	NHP-0017 (310)	9	\$7,350	\$4,630	\$3,750	\$4,600
		22450	MORRIS	NHP-0040 (314)	15	\$2,500	\$3,500	\$3,000	\$5,000



HISTORICAL BID PRICE LISTING  
 BY REGION

REGION: N

PAY ITEM	CALENDAR QUARTER	CONTRACT NUMBER	COUNTY LOCATION	PROJECT DESCRIPTION	BID QUANTITY	AWARD PRICE	SECOND BIDDER	THIRD BIDDER	ESTIMATE
-----	-----	-----	-----	-----	-----	-----	-----	-----	-----
FIELD OFFICE TYPE F MAINTENANCE / MO									
155036M	2022Q2	22117	PASSAIC	NHP-0020 (301)	42	\$4,000	\$5,200	\$5,000	\$4,900
	2022Q4	22154	MORRIS	NHP-0080 (334)	12	\$3,500	\$5,200	\$5,000	\$6,000
	2023Q1	22160	WARREN	0046996	9	\$8,000			\$3,800
		21410	BERGEN	NHP-D00S (642)	15	\$3,500	\$2,500	\$5,600	\$7,000
		22158	ESSEX	NHP-0280 (337)	33	\$3,125	\$2,500	\$5,000	\$4,800

HISTORICAL BID PRICE LISTING  
BY REGION

REGION: N

PAY ITEM	CALENDAR QUARTER	CONTRACT NUMBER	COUNTY LOCATION	PROJECT DESCRIPTION	BID QUANTITY	AWARD PRICE	SECOND BIDDER	THIRD BIDDER	ESTIMATE
-----									
MATERIALS FIELD LABORATORY SET-UP / U									
156003M	2022Q2	22105	UNION	NHP-0439 (303)	1	\$25,000			\$40,000
		22117	PASSAIC	NHP-0020 (301)	1	\$40,000	\$25,000	\$50,000	\$1,450
		22122	MORRIS	NHP-0015 (311)	1	\$10,000	\$35,000	\$2,500	\$10,000
-----									
MATERIALS FIELD LABORATORY MAINTENANCE / MO									
156006M	2022Q2	22105	UNION	NHP-0439 (303)	30	\$3,000			\$2,000
		22117	PASSAIC	NHP-0020 (301)	39	\$2,500	\$3,250	\$3,000	\$1,025
		22122	MORRIS	NHP-0015 (311)	47	\$100	\$3,500	\$50	\$1,500
-----									
NUCLEAR DENSITY GAUGE / U									
156015M	2022Q2	22117	PASSAIC	NHP-0020 (301)	1	\$5,000	\$19,000	\$20,000	\$2,840
		22122	MORRIS	NHP-0015 (311)	1	\$10,000	\$25,000	\$8,800	\$5,000
		22127	BERGEN	CRRSAA-FLEX-0004 (32)	1	\$1,000	\$1,000	\$17,201	\$3,100
	2022Q4	22148	PASSAIC	NHFP-HWY-0046 (356)	1	\$5,000	\$12,000	\$4,000	\$7,500
-----									
CONCRETE COMPRESSION TESTING EQUIPMENT / U									
156021M	2022Q2	22117	PASSAIC	NHP-0020 (301)	1	\$5,000	\$10,000	\$20,000	\$2,300
		22122	MORRIS	NHP-0015 (311)	1	\$8,000	\$12,000	\$5,000	\$3,500

HISTORICAL BID PRICE LISTING  
BY REGION

REGION: N

PAY ITEM	CALENDAR QUARTER	CONTRACT NUMBER	COUNTY LOCATION	PROJECT DESCRIPTION	BID QUANTITY	AWARD PRICE	SECOND BIDDER	THIRD BIDDER	ESTIMATE
CONSTRUCTION LAYOUT / DOLL									
157004M	2022Q2	22105	UNION	NHP-0439 (303)	1	\$50,000			\$110,000
		22110	BERGEN	NHP-0017 (307)	1	\$5,000	\$10,000	\$16,500	\$110,000
		22115	ESSEX	NHP-0021 (353)	1	\$10,000	\$12,913	\$15,500	\$110,000
		22117	PASSAIC	NHP-0020 (301)	1	\$800,000	\$600,000	\$1,400,000	\$600,000
		22122	MORRIS	NHP-0015 (311)	1	\$475,594	\$120,000	\$65,000	\$185,000
		22123	BERGEN	STBGP-0208 (302)	1	\$80,000	\$30,000	\$100,000	\$85,000
		22127	BERGEN	CRRSAA-FLEX-0004 (32)	1	\$250,000	\$250,000	\$154,808	\$325,000
		22128	ESSEX	NHP-D00S (591)	1	\$50,000	\$66,500		\$70,000
		22129	MORRIS	STBGP-FLEX-0046 (351)	1	\$25,000	\$60,000	\$56,500	\$85,000
	2022Q3	22137	UNION	NHP-0022 (353)	1	\$110,000	\$496,418	\$95,000	\$185,000
		22142	MORRIS	NHP-0080 (335)	1	\$5,000	\$2,750	\$5,000	\$70,000
		22149	MORRIS	HSIP-0015 (313)	1	\$350,000	\$150,000	\$151,000	\$185,000
	2022Q4	22145	WARREN	NHP-0094 (306)	1	\$38,000			\$70,000
		22148	PASSAIC	NHFP-HWY-0046 (356)	1	\$40,000	\$90,000	\$16,250	\$110,000
		22152	WARREN	CMAQ-0046 (353)	1	\$15,000	\$10,000	\$250,000	\$60,000
		22154	MORRIS	NHP-0080 (334)	1	\$6,500	\$4,000	\$2,000	\$110,000
	2023Q1	22158	ESSEX	NHP-0280 (337)	1	\$145,227	\$300,000	\$500,000	\$600,000
		22159	BERGEN	NHP-0017 (310)	1	\$10,000	\$3,000	\$7,500	\$70,000
		22160	WARREN	0046996	1	\$38,000			\$60,000
		23401	SUSSEX	STATE	1	\$5,000	\$1	\$7,500	\$25,000
		23402	MORRIS	STATE	1	\$7,500	\$5,000	\$24,500	\$25,000
		23403	HUDSON	STATE	1	\$7,500	\$10,500	\$3,000	\$25,000
-----									
MONUMENT / U									
157006M	2022Q2	22127	BERGEN	CRRSAA-FLEX-0004 (32)	5	\$1,250	\$1,250	\$1,904	\$733.00
		22122	MORRIS	NHP-0015 (311)	6	\$900	\$500	\$1,500	\$850.00
		22117	PASSAIC	NHP-0020 (301)	13	\$1,000	\$650	\$600	\$855.00
	2022Q3	22149	MORRIS	HSIP-0015 (313)	3	\$700	\$1,200	\$878	\$1,600

HISTORICAL BID PRICE LISTING  
BY REGION

REGION: N

PAY ITEM	CALENDAR QUARTER	CONTRACT NUMBER	COUNTY LOCATION	PROJECT DESCRIPTION	BID QUANTITY	AWARD PRICE	SECOND BIDDER	THIRD BIDDER	ESTIMATE
CAUTION FENCE / LF									
158003M	2022Q2	22127	BERGEN	CRRSAA-FLEX-0004 (32	47	\$5.00	\$5.00	\$16.86	\$6.00
		22122	MORRIS	NHP-0015 (311)	349	\$5.00	\$4.00	\$20.00	\$7.00
		22117	PASSAIC	NHP-0020 (301)	1,254	\$5.00	\$7.00	\$10.00	\$5.00
	2022Q4	22145	WARREN	NHP-0094 (306)	2,865	\$43.91			\$9.00
-----									
SILT FENCE / LF									
158006M	2022Q4	22145	WARREN	NHP-0094 (306)	85	\$52.20			\$4.00
		22152	WARREN	CMAQ-0046 (353)	203	\$0.01	\$0.02	\$9.00	\$4.00
	2023Q1	22160	WARREN	0046996	400	\$37.89			\$15.00
		23402	MORRIS	STATE	500	\$0.01	\$0.10	\$0.01	\$2.00
		23403	HUDSON	STATE	500	\$0.01	\$0.01	\$0.10	\$2.00
-----									
HEAVY DUTY SILT FENCE, ORANGE / LF									
158009M	2022Q2	22129	MORRIS	STBGP-FLEX-0046 (351)	143	\$7.00	\$8.00	\$7.52	\$7.00
		22105	UNION	NHP-0439 (303)	1,000	\$0.01			\$10.00
		22123	BERGEN	STBGP-0208 (302)	2,260	\$7.00	\$6.50	\$10.00	\$8.00
		22122	MORRIS	NHP-0015 (311)	2,679	\$10.00	\$9.00	\$12.00	\$7.00
		22127	BERGEN	CRRSAA-FLEX-0004 (32	3,072	\$9.00	\$9.00	\$9.37	\$9.00
		22117	PASSAIC	NHP-0020 (301)	17,777	\$7.00	\$6.80	\$6.00	\$4.00
	2022Q3	22149	MORRIS	HSIP-0015 (313)	275	\$8.25	\$7.75	\$2.80	\$10.00
		22142	MORRIS	NHP-0080 (335)	1,000	\$0.50	\$0.01	\$25.00	\$11.00
		22137	UNION	NHP-0022 (353)	1,691	\$7.00	\$8.00	\$8.00	\$7.00
	2022Q4	22148	PASSAIC	NHFP-HWY-0046 (356)	3,493	\$5.00	\$7.00	\$14.25	\$7.00
	2023Q1	22160	WARREN	0046996	400	\$49.89			\$8.00
-----									
HEAVY DUTY SILT FENCE, BLACK / LF									
158012M	2022Q2	22129	MORRIS	STBGP-FLEX-0046 (351)	1,151	\$7.00	\$8.00	\$6.54	\$9.00

HISTORICAL BID PRICE LISTING  
BY REGION

REGION: N

PAY ITEM	CALENDAR QUARTER	CONTRACT NUMBER	COUNTY LOCATION	PROJECT DESCRIPTION	BID QUANTITY	AWARD PRICE	SECOND BIDDER	THIRD BIDDER	ESTIMATE
HEAVY DUTY SILT FENCE, BLACK / LF									
158012M	(cont)	22123	BERGEN	STBGP-0208 (302)	2,847	\$7.00	\$6.50	\$10.00	\$8.00
		22128	ESSEX	NHP-D00S (591)	5,413	\$10.00	\$16.50		\$8.00
	2022Q3	22149	MORRIS	HSIP-0015 (313)	7,480	\$7.75	\$7.75	\$7.15	\$9.00
	2023Q1	22160 22158	WARREN ESSEX	0046996 NHP-0280 (337)	400 732	\$47.49 \$9.00		\$8.00	\$8.00
-----									
HAYBALE / U									
158015M	2022Q2	22129	MORRIS	STBGP-FLEX-0046 (351)	25	\$40.00	\$50.00	\$108.93	\$20.00
		22117	PASSAIC	NHP-0020 (301)	58	\$40.00	\$45.00	\$60.00	\$26.00
		22127	BERGEN	CRRSAA-FLEX-0004 (32	100	\$30.00	\$30.00	\$74.37	\$20.00
		22122	MORRIS	NHP-0015 (311)	500	\$10.00	\$1.00	\$10.00	\$25.00
	2022Q3	22142 22149	MORRIS MORRIS	NHP-0080 (335) HSIP-0015 (313)	25 25	\$10.00 \$55.00	\$0.01 \$5.50	\$185.00 \$11.00	\$40.00 \$30.00
	-----								
INLET FILTER TYPE 1 / SF									
158027M	2022Q2	22110	BERGEN	NHP-0017 (307)	3,150	\$0.25	\$24.00	\$2.00	\$30.00
-----									
INLET FILTER TYPE 2, 2' X 4' / U									
158030M	2022Q2	22105	UNION	NHP-0439 (303)	2	\$105.00			\$155.00
		22115	ESSEX	NHP-0021 (353)	8	\$160.00	\$150.00	\$225.00	\$110.00
		22122	MORRIS	NHP-0015 (311)	13	\$150.00	\$200.00	\$75.00	\$125.00
		22129	MORRIS	STBGP-FLEX-0046 (351)	15	\$110.00	\$150.00	\$166.18	\$140.00
		22127	BERGEN	CRRSAA-FLEX-0004 (32	20	\$150.00	\$150.00	\$497.51	\$126.00
		22128	ESSEX	NHP-D00S (591)	55	\$75.00	\$275.00		\$110.00
		22105	UNION	NHP-0439 (303)	60	\$105.00			\$155.00
		22117	PASSAIC	NHP-0020 (301)	258	\$100.00	\$175.00	\$100.00	\$50.00
	2022Q3	22149	MORRIS	HSIP-0015 (313)	75	\$200.00	\$55.50	\$43.05	\$70.00
	2022Q4	22154	MORRIS	NHP-0080 (334)	6	\$1.00	\$10.00	\$0.02	\$250.00

HISTORICAL BID PRICE LISTING  
BY REGION

REGION: N

PAY ITEM	CALENDAR QUARTER	CONTRACT NUMBER	COUNTY LOCATION	PROJECT DESCRIPTION	BID QUANTITY	AWARD PRICE	SECOND BIDDER	THIRD BIDDER	ESTIMATE
-----									
INLET FILTER TYPE 2, 2' X 4' / U									
158030M	(cont)	22145	WARREN	NHP-0094 (306)	13	\$432.60			\$145.00
		22152	WARREN	CMAQ-0046 (353)	30	\$100.00	\$0.02	\$250.00	\$66.00
	2023Q1	22160	WARREN	0046996	27	\$620.25			\$22.00
		23403	HUDSON	STATE	153	\$1.00	\$1.00	\$1.00	\$90.00
		23401	SUSSEX	STATE	154	\$10.00	\$25.00	\$1.00	\$45.00
		23402	MORRIS	STATE	170	\$1.00	\$10.00	\$1.00	\$45.00
-----									
INLET FILTER TYPE 2, 4' X 4' / U									
158033M	2022Q2	22129	MORRIS	STBGP-FLEX-0046 (351)	3	\$150.00	\$150.00	\$196.01	\$200.00
		22105	UNION	NHP-0439 (303)	6	\$150.00			\$210.00
		22122	MORRIS	NHP-0015 (311)	12	\$200.00	\$250.00	\$80.00	\$130.00
		22128	ESSEX	NHP-D00S (591)	14	\$225.00	\$590.00		\$100.00
		22123	BERGEN	STBGP-0208 (302)	20	\$100.00	\$100.00	\$300.00	\$150.00
		22117	PASSAIC	NHP-0020 (301)	23	\$200.00	\$275.00	\$200.00	\$100.00
	2022Q3	22149	MORRIS	HSIP-0015 (313)	4	\$400.00	\$110.00	\$86.05	\$150.00
		22137	UNION	NHP-0022 (353)	24	\$215.00	\$225.00	\$100.00	\$200.00
	2022Q4	22145	WARREN	NHP-0094 (306)	7	\$584.82			\$200.00
		22148	PASSAIC	NHFP-HWY-0046 (356)	41	\$150.00	\$250.00	\$230.00	\$150.00
		22154	MORRIS	NHP-0080 (334)	165	\$1.00	\$12.00	\$0.02	\$170.00
	2023Q1	23403	HUDSON	STATE	3	\$1.00	\$1.00	\$1.00	\$150.00
		23402	MORRIS	STATE	14	\$1.00	\$12.00	\$1.00	\$60.00
		22160	WARREN	0046996	21	\$728.90			\$32.00
		23401	SUSSEX	STATE	40	\$11.00	\$35.00	\$1.00	\$60.00
		22158	ESSEX	NHP-0280 (337)	51	\$250.00	\$150.00	\$200.00	\$175.00
-----									
TEMPORARY INLET SEDIMENT TRAP / U									
158036M	2022Q4	22145	WARREN	NHP-0094 (306)	20	\$1,149			\$20.00
-----									
FLOATING TURBIDITY BARRIER, TYPE 3 / LF									
158048M	2022Q2	22122	MORRIS	NHP-0015 (311)	434	\$35.00	\$20.00	\$60.00	\$60.00

HISTORICAL BID PRICE LISTING  
BY REGION

REGION: N

PAY ITEM	CALENDAR QUARTER	CONTRACT NUMBER	COUNTY LOCATION	PROJECT DESCRIPTION	BID QUANTITY	AWARD PRICE	SECOND BIDDER	THIRD BIDDER	ESTIMATE
-----									
STREAM DIVERSION SYSTEM / LS									
158052P	2022Q2	22123	BERGEN	STBGP-0208 (302)	1	\$70,000	\$80,000	\$125,000	\$125,000
-----									
SEDIMENT CONTROL BAG / SF									
158054M	2022Q2	22117	PASSAIC	NHP-0020 (301)	400	\$0.01	\$29.00	\$5.00	\$8.00
		22127	BERGEN	CRRSAA-FLEX-0004 (32)	450	\$10.00	\$10.00	\$12.60	\$15.00
		22129	MORRIS	STBGP-FLEX-0046 (351)	750	\$3.00	\$0.01	\$1.21	\$5.00
		22122	MORRIS	NHP-0015 (311)	1,000	\$10.00	\$4.00	\$1.00	\$1.00
	2023Q1	22158	ESSEX	NHP-0280 (337)	50	\$91.00	\$5.00	\$35.00	\$8.50
-----									
SEDIMENT CONTROL TANK / U									
158057M	2022Q2	22122	MORRIS	NHP-0015 (311)	2	\$5,000	\$10,000	\$2,500	\$6,000
-----									
CONSTRUCTION DRIVEWAY / T									
158060M	2022Q2	22129	MORRIS	STBGP-FLEX-0046 (351)	94	\$70.00	\$60.00	\$82.22	\$60.00
		22117	PASSAIC	NHP-0020 (301)	300	\$0.01	\$50.00	\$65.00	\$60.00
		22122	MORRIS	NHP-0015 (311)	500	\$50.00	\$30.00	\$50.00	\$50.00
	2022Q4	22148	PASSAIC	NHFP-HWY-0046 (356)	525	\$70.00	\$35.00	\$155.00	\$60.00
	2023Q1	22158	ESSEX	NHP-0280 (337)	92	\$29.00	\$125.00	\$60.00	\$52.00
-----									
CONCRETE WASHOUT SYSTEM / LS									
158063P	2022Q2	22105	UNION	NHP-0439 (303)	1	\$20,000			\$11,000
		22110	BERGEN	NHP-0017 (307)	1	\$1,200	\$8,000	\$1,100	\$8,800
		22115	ESSEX	NHP-0021 (353)	1	\$1,400	\$1,539	\$3,500	\$6,000
		22117	PASSAIC	NHP-0020 (301)	1	\$20,000	\$32,000	\$6,000	\$17,500
		22122	MORRIS	NHP-0015 (311)	1	\$15,000	\$10,000	\$2,500	\$7,500
		22123	BERGEN	STBGP-0208 (302)	1	\$5,000	\$5,000	\$2,500	\$6,500
		22127	BERGEN	CRRSAA-FLEX-0004 (32)	1	\$3,000	\$3,000	\$18,405	\$10,000

HISTORICAL BID PRICE LISTING  
BY REGION

REGION: N

PAY ITEM	CALENDAR QUARTER	CONTRACT NUMBER	COUNTY LOCATION	PROJECT DESCRIPTION	BID QUANTITY	AWARD PRICE	SECOND BIDDER	THIRD BIDDER	ESTIMATE
CONCRETE WASHOUT SYSTEM / LS									
158063P	(cont)	22128	ESSEX	NHP-D00S (591)	1	\$2,000	\$7,500		\$7,500
		22129	MORRIS	STBGP-FLEX-0046 (351)	1	\$5,000	\$25,000	\$11,307	\$7,500
	2022Q3	22137	UNION	NHP-0022 (353)	1	\$7,500	\$0	\$7,500	\$8,000
		22149	MORRIS	HSIP-0015 (313)	1	\$15,000	\$5,600	\$7,344	\$7,000
	2022Q4	22145	WARREN	NHP-0094 (306)	1	\$1.00			\$10,000
		22148	PASSAIC	NHFP-HWY-0046 (356)	1	\$5,000	\$10,000	\$13,000	\$10,000
		22152	WARREN	CMAQ-0046 (353)	1	\$5,000	\$10,000	\$10,000	\$5,000
		22154	MORRIS	NHP-0080 (334)	1	\$0.01	\$1.00	\$0.02	\$3,000
	2023Q1	22158	ESSEX	NHP-0280 (337)	1	\$8,752	\$5,000	\$10,000	\$5,000
		22159	BERGEN	NHP-0017 (310)	1	\$1.00	\$10.00	\$1.00	\$4,000
		22160	WARREN	0046996	1	\$1.00			\$15,000
		23401	SUSSEX	STATE	1	\$3,300	\$2,000	\$2,500	\$5,000
		23402	MORRIS	STATE	1	\$2,500	\$3,000	\$11,000	\$5,000
		23403	HUDSON	STATE	1	\$2,500	\$1,000	\$1,500	\$5,000
	-----								
NOISE CONTROL / LS									
158065P	2023Q1	22158	ESSEX	NHP-0280 (337)	1	\$485,844	\$75,000	\$9,000	\$150,000
-----									
OIL ONLY EMERGENCY SPILL KIT, TYPE 1 / U									
158072M	2022Q2	22123	BERGEN	STBGP-0208 (302)	1	\$2,000	\$0	\$1	\$800.00
		22463	MORRIS	N/A	1	\$1.00	\$350.00		\$750.00
		22105	UNION	NHP-0439 (303)	2	\$0.01			\$1,200
		22110	BERGEN	NHP-0017 (307)	2	\$150	\$1,300	\$1,100	\$1,100
		22115	ESSEX	NHP-0021 (353)	2	\$150	\$1,200	\$500	\$500.00
		22117	PASSAIC	NHP-0020 (301)	2	\$2,000	\$1,200	\$1,000	\$455.00
		22122	MORRIS	NHP-0015 (311)	2	\$1,000	\$1,000	\$1,500	\$500.00
		22127	BERGEN	CRRSAA-FLEX-0004 (32)	2	\$1	\$1	\$1,221	\$350.00
		22128	ESSEX	NHP-D00S (591)	2	\$100.00	\$750.00		\$600.00
		22129	MORRIS	STBGP-FLEX-0046 (351)	2	\$0	\$1,000	\$1,098	\$600.00
	2022Q3	22137	UNION	NHP-0022 (353)	2	\$1,200	\$1,200	\$500	\$1,000



HISTORICAL BID PRICE LISTING  
BY REGION

REGION: N

PAY ITEM	CALENDAR QUARTER	CONTRACT NUMBER	COUNTY LOCATION	PROJECT DESCRIPTION	BID QUANTITY	AWARD PRICE	SECOND BIDDER	THIRD BIDDER	ESTIMATE
OIL ONLY EMERGENCY SPILL KIT, TYPE 1 / U									
158072M	(cont)	22149	MORRIS	HSIP-0015 (313)	2	\$1,100	\$900	\$1,098	\$600.00
		22142	MORRIS	NHP-0080 (335)	4	\$1	\$0	\$1,200	\$850.00
	2022Q4	22152	WARREN	CMAQ-0046 (353)	1	\$0	\$1,000	\$1,500	\$410.00
		22145	WARREN	NHP-0094 (306)	2	\$2,500			\$850.00
		22148	PASSAIC	NHFP-HWY-0046 (356)	2	\$0	\$1,000	\$975	\$700.00
		22154	MORRIS	NHP-0080 (334)	2	\$100.00	\$150.00	\$500.00	\$1,000
	2023Q1	23448	MORRIS	N/A	1	\$1,200	\$1,500		\$1,200
		22158	ESSEX	NHP-0280 (337)	2	\$1,421	\$500	\$1,000	\$1,000
		22159	BERGEN	NHP-0017 (310)	2	\$1.00	\$130.00	\$500.00	\$611.00
		22160	WARREN	0046996	2	\$2,500			\$610.00
		23401	SUSSEX	STATE	2	\$125.00	\$1.00	\$100.00	\$1,500
		23402	MORRIS	STATE	2	\$100.00	\$125.00	\$1.00	\$1,500
		23402	MORRIS	STATE	2	\$1.00	\$150.00	\$0.01	\$1,066
		23403	HUDSON	STATE	2	\$100.00	\$1.00	\$100.00	\$1,500
		23403	HUDSON	STATE	2	\$1.00	\$0.01	\$150.00	\$1,066
-----									
EROSION CONTROL SEDIMENT REMOVAL / CY									
158084M	2022Q2	22105	UNION	NHP-0439 (303)	50	\$0.01			\$50.00
		22123	BERGEN	STBGP-0208 (302)	50	\$0.01	\$0.01	\$1.00	\$8.00
		22129	MORRIS	STBGP-FLEX-0046 (351)	88	\$0.01	\$0.01	\$130.44	\$48.00
		22122	MORRIS	NHP-0015 (311)	134	\$0.01	\$1.00	\$1.00	\$10.00
		22127	BERGEN	CRRSAA-FLEX-0004 (32	210	\$1.00	\$1.00	\$27.51	\$1.00
		22117	PASSAIC	NHP-0020 (301)	400	\$0.01	\$5.00	\$55.00	\$3.00
	2022Q3	22137	UNION	NHP-0022 (353)	50	\$5.00	\$14.00	\$10.00	\$45.00
		22149	MORRIS	HSIP-0015 (313)	200	\$1.00	\$53.00	\$1.00	\$28.00
	2022Q4	22152	WARREN	CMAQ-0046 (353)	66	\$0.01	\$0.02	\$1.00	\$35.00
		22148	PASSAIC	NHFP-HWY-0046 (356)	98	\$0.01	\$1.00	\$1.00	\$60.00
	2023Q1	22160	WARREN	0046996	10	\$450.00			\$20.00
		22158	ESSEX	NHP-0280 (337)	53	\$110.00	\$50.00	\$6.00	\$30.00
-----									
TEMPORARY RIPRAP / CY									
158087M	2022Q2	22122	MORRIS	NHP-0015 (311)	12	\$200.00	\$150.00	\$75.00	\$170.00

HISTORICAL BID PRICE LISTING  
BY REGION

REGION: N

PAY ITEM	CALENDAR QUARTER	CONTRACT NUMBER	COUNTY LOCATION	PROJECT DESCRIPTION	BID QUANTITY	AWARD PRICE	SECOND BIDDER	THIRD BIDDER	ESTIMATE	
-----										
BREAKAWAY BARRICADE / U										
159003M	2022Q2	22123	BERGEN	STBGP-0208 (302)	22	\$200.00	\$0.01	\$135.00	\$80.00	
		22122	MORRIS	NHP-0015 (311)	32	\$1.00	\$20.00	\$165.00	\$50.00	
		22129	MORRIS	STBGP-FLEX-0046 (351)	33	\$0.01	\$150.00	\$121.34	\$55.00	
		22110	BERGEN	NHP-0017 (307)	50	\$145.00	\$140.00	\$200.00	\$115.00	
		22115	ESSEX	NHP-0021 (353)	50	\$1.00	\$1.00	\$25.00	\$2.00	
		22127	BERGEN	CRRSAA-FLEX-0004 (32	60	\$55.00	\$55.00	\$184.05	\$3.00	
		22105	UNION	NHP-0439 (303)	100	\$0.01			\$75.00	
		22117	PASSAIC	NHP-0020 (301)	125	\$150.00	\$145.00	\$30.00	\$4.00	
		22128	ESSEX	NHP-D00S (591)	150	\$25.00	\$200.00		\$40.00	
		2022Q3	22137	UNION	NHP-0022 (353)	30	\$140.00	\$150.00	\$10.00	\$50.00
			22142	MORRIS	NHP-0080 (335)	50	\$1.00	\$0.01	\$1.00	\$50.00
			22149	MORRIS	HSIP-0015 (313)	100	\$125.00	\$140.00	\$1.00	\$60.00
	2022Q4	22145	WARREN	NHP-0094 (306)	50	\$1.00			\$50.00	
		22148	PASSAIC	NHFP-HWY-0046 (356)	50	\$0.01	\$100.00	\$0.01	\$53.00	
		22154	MORRIS	NHP-0080 (334)	50	\$1.00	\$300.00	\$0.02	\$40.00	
	2023Q1	22159	BERGEN	NHP-0017 (310)	50	\$1.00	\$1.00	\$125.00	\$3.50	
		22160	WARREN	0046996	50	\$1.00			\$80.00	
		21410	BERGEN	NHP-D00S (642)	104	\$1.00	\$5.00	\$1.00	\$50.00	
		22450	MORRIS	NHP-0040 (314)	104	\$1.00	\$1.00	\$1.00	\$50.00	
		22158	ESSEX	NHP-0280 (337)	126	\$30.00	\$20.00	\$0.01	\$100.00	
		23401	SUSSEX	STATE	250	\$1.00	\$1.00	\$1.00	\$10.00	
		23402	MORRIS	STATE	250	\$1.00	\$1.00	\$1.00	\$10.00	
		23403	HUDSON	STATE	250	\$1.00	\$1.00	\$1.00	\$10.00	
		-----								
	DRUM / U									
	159006M	2022Q2	22127	BERGEN	CRRSAA-FLEX-0004 (32	50	\$25.00	\$25.00	\$73.62	\$50.00
			22105	UNION	NHP-0439 (303)	100	\$0.01			\$50.00
			22115	ESSEX	NHP-0021 (353)	100	\$1.00	\$1.00	\$25.00	\$1.00
			22123	BERGEN	STBGP-0208 (302)	110	\$1.00	\$0.01	\$60.00	\$50.00
			22122	MORRIS	NHP-0015 (311)	130	\$1.00	\$10.00	\$66.00	\$25.00
			22129	MORRIS	STBGP-FLEX-0046 (351)	206	\$0.01	\$85.00	\$71.70	\$25.00
			22128	ESSEX	NHP-D00S (591)	300	\$25.00	\$80.00		\$20.00
			22110	BERGEN	NHP-0017 (307)	350	\$1.00	\$1.00	\$0.50	\$50.00

HISTORICAL BID PRICE LISTING  
BY REGION

REGION: N

PAY ITEM	CALENDAR QUARTER	CONTRACT NUMBER	COUNTY LOCATION	PROJECT DESCRIPTION	BID QUANTITY	AWARD PRICE	SECOND BIDDER	THIRD BIDDER	ESTIMATE
DRUM / U									
159006M	(cont)	22117	PASSAIC	NHP-0020 (301)	750	\$65.00	\$77.00	\$15.00	\$7.00
	2022Q3	22137	UNION	NHP-0022 (353)	60	\$85.00	\$70.00	\$5.00	\$50.00
		22142	MORRIS	NHP-0080 (335)	100	\$1.00	\$0.01	\$1.00	\$50.00
		22149	MORRIS	HSIP-0015 (313)	375	\$70.00	\$70.00	\$1.00	\$55.00
	2022Q4	22152	WARREN	CMAQ-0046 (353)	100	\$0.01	\$0.02	\$95.00	\$50.00
		22145	WARREN	NHP-0094 (306)	150	\$75.00			\$40.00
		22148	PASSAIC	NHFP-HWY-0046 (356)	150	\$0.01	\$100.00	\$0.01	\$23.00
		22154	MORRIS	NHP-0080 (334)	200	\$1.00	\$1.00	\$0.02	\$25.00
	2023Q1	21410	BERGEN	NHP-D00S (642)	100	\$1.00	\$5.00	\$1.00	\$20.00
		22450	MORRIS	NHP-0040 (314)	100	\$1.00	\$1.00	\$1.00	\$25.00
		23401	SUSSEX	STATE	100	\$1.00	\$1.00	\$1.00	\$10.00
		23402	MORRIS	STATE	100	\$1.00	\$1.00	\$1.00	\$10.00
		23403	HUDSON	STATE	100	\$1.00	\$1.00	\$1.00	\$10.00
		22159	BERGEN	NHP-0017 (310)	275	\$1.00	\$1.00	\$1.00	\$50.00
		22160	WARREN	0046996	300	\$50.00			\$50.00
		22158	ESSEX	NHP-0280 (337)	328	\$17.00	\$10.00	\$0.01	\$50.00
-----									
TRAFFIC CONE / U									
159009M	2022Q2	22127	BERGEN	CRRSAA-FLEX-0004 (32)	50	\$20.00	\$20.00	\$23.31	\$15.00
		22128	ESSEX	NHP-D00S (591)	300	\$5.00	\$25.00		\$12.00
		22117	PASSAIC	NHP-0020 (301)	500	\$20.00	\$29.00	\$10.00	\$3.00
		22122	MORRIS	NHP-0015 (311)	500	\$1.00	\$2.00	\$18.00	\$10.00
		22105	UNION	NHP-0439 (303)	1,250	\$0.01			\$15.00
		22115	ESSEX	NHP-0021 (353)	1,400	\$0.01	\$1.00	\$1.00	\$1.00
		22110	BERGEN	NHP-0017 (307)	1,500	\$1.00	\$10.00	\$0.50	\$15.00
	2022Q3	22137	UNION	NHP-0022 (353)	60	\$26.00	\$25.00	\$1.00	\$20.00
		22149	MORRIS	HSIP-0015 (313)	500	\$21.00	\$17.50	\$1.00	\$15.00
		22142	MORRIS	NHP-0080 (335)	1,500	\$1.00	\$0.01	\$1.00	\$20.00
	2022Q4	22148	PASSAIC	NHFP-HWY-0046 (356)	150	\$0.01	\$25.00	\$0.01	\$12.00
		22152	WARREN	CMAQ-0046 (353)	250	\$0.01	\$0.02	\$25.00	\$20.00
		22154	MORRIS	NHP-0080 (334)	400	\$25.00	\$45.00	\$0.02	\$10.00

HISTORICAL BID PRICE LISTING  
BY REGION

REGION: N

PAY ITEM	CALENDAR QUARTER	CONTRACT NUMBER	COUNTY LOCATION	PROJECT DESCRIPTION	BID QUANTITY	AWARD PRICE	SECOND BIDDER	THIRD BIDDER	ESTIMATE
-----									
TRAFFIC CONE / U									
159009M	(cont)	22145	WARREN	NHP-0094 (306)	1,500	\$25.00			\$10.00
	2023Q1	22158	ESSEX	NHP-0280 (337)	300	\$7.00	\$5.00	\$0.01	\$25.00
		22160	WARREN	0046996	600	\$28.00			\$15.00
		22159	BERGEN	NHP-0017 (310)	1,000	\$1.00	\$1.00	\$1.00	\$1.00
		23403	HUDSON	STATE	1,500	\$1.00	\$1.00	\$1.00	\$10.00
		23401	SUSSEX	STATE	2,000	\$1.00	\$1.00	\$1.00	\$10.00
		23402	MORRIS	STATE	2,000	\$1.00	\$1.00	\$1.00	\$10.00
		21410	BERGEN	NHP-D00S (642)	3,000	\$1.00	\$5.00	\$1.00	\$19.50
		22450	MORRIS	NHP-0040 (314)	3,000	\$1.00	\$1.00	\$1.00	\$20.00
-----									
CONSTRUCTION SIGNS / SF									
159012M	2022Q2	22129	MORRIS	STBGP-FLEX-0046 (351)	679	\$0.01	\$25.00	\$21.97	\$25.00
		22122	MORRIS	NHP-0015 (311)	881	\$50.00	\$20.00	\$40.00	\$12.00
		22123	BERGEN	STBGP-0208 (302)	1,153	\$18.00	\$20.00	\$15.00	\$13.00
		22105	UNION	NHP-0439 (303)	1,200	\$15.00			\$20.00
		22110	BERGEN	NHP-0017 (307)	1,581	\$16.50	\$12.00	\$15.30	\$15.00
		22128	ESSEX	NHP-D00S (591)	1,611	\$55.00	\$22.00		\$18.00
		22127	BERGEN	CRRSAA-FLEX-0004 (32)	1,973	\$15.00	\$15.00	\$18.92	\$17.00
		22115	ESSEX	NHP-0021 (353)	2,435	\$5.00	\$13.00	\$15.00	\$4.00
		22117	PASSAIC	NHP-0020 (301)	4,317	\$20.00	\$16.00	\$15.00	\$13.00
	2022Q3	22137	UNION	NHP-0022 (353)	850	\$22.00	\$17.00	\$18.00	\$20.00
		22142	MORRIS	NHP-0080 (335)	1,714	\$2.50	\$16.50	\$15.00	\$20.00
		22149	MORRIS	HSIP-0015 (313)	2,474	\$18.00	\$17.00	\$31.70	\$20.00
	2022Q4	22145	WARREN	NHP-0094 (306)	834	\$21.60			\$15.00
		22152	WARREN	CMAQ-0046 (353)	1,500	\$17.00	\$0.02	\$19.00	\$20.00
		22154	MORRIS	NHP-0080 (334)	1,600	\$17.64	\$18.15	\$0.02	\$16.00
		22148	PASSAIC	NHFP-HWY-0046 (356)	1,817	\$16.00	\$21.00	\$19.50	\$15.00
	2023Q1	22160	WARREN	0046996	618	\$23.00			\$20.00
		21410	BERGEN	NHP-D00S (642)	1,000	\$1.00	\$20.00	\$7.00	\$11.00
		22450	MORRIS	NHP-0040 (314)	1,000	\$1.00	\$1.00	\$20.00	\$10.00
		22159	BERGEN	NHP-0017 (310)	1,255	\$1.00	\$19.05	\$17.65	\$10.00
		22158	ESSEX	NHP-0280 (337)	2,298	\$20.00	\$16.00	\$20.00	\$12.00

HISTORICAL BID PRICE LISTING  
BY REGION

REGION: N

PAY ITEM	CALENDAR QUARTER	CONTRACT NUMBER	COUNTY LOCATION	PROJECT DESCRIPTION	BID QUANTITY	AWARD PRICE	SECOND BIDDER	THIRD BIDDER	ESTIMATE
-----									
CONSTRUCTION SIGNS / SF									
159012M	(cont)	23401	SUSSEX	STATE	5,000	\$1.00	\$1.00	\$1.00	\$10.00
		23402	MORRIS	STATE	5,000	\$1.00	\$1.00	\$1.00	\$10.00
		23403	HUDSON	STATE	5,000	\$1.00	\$1.00	\$1.00	\$10.00
-----									
CONSTRUCTION IDENTIFICATION SIGN, 4' X 8 / U									
159015M	2022Q2	22122	MORRIS	NHP-0015 (311)	1	\$2,500	\$750	\$1,500	\$1,200
		22105	UNION	NHP-0439 (303)	2	\$1,000			\$2,000
		22110	BERGEN	NHP-0017 (307)	2	\$870	\$1,500	\$1,000	\$1,081
		22115	ESSEX	NHP-0021 (353)	2	\$870	\$900	\$1,350	\$1,500
		22117	PASSAIC	NHP-0020 (301)	2	\$2,000	\$2,000	\$1,000	\$1,125
		22123	BERGEN	STBGP-0208 (302)	2	\$1,500	\$1,000	\$3,000	\$800.00
		22127	BERGEN	CRRSAA-FLEX-0004 (32)	2	\$3,000	\$3,000	\$860	\$1,160
		22128	ESSEX	NHP-D00S (591)	2	\$3,000	\$1,000		\$1,250
		22129	MORRIS	STBGP-FLEX-0046 (351)	3	\$1,000	\$1,200	\$964	\$1,200
	2022Q3	22142	MORRIS	NHP-0080 (335)	2	\$825	\$1,050	\$950	\$1,580
		22149	MORRIS	HSIP-0015 (313)	2	\$1,000	\$1,000	\$765	\$1,200
	2022Q4	22145	WARREN	NHP-0094 (306)	2	\$1,500			\$1,500
		22148	PASSAIC	NHFP-HWY-0046 (356)	2	\$1,000	\$1,000	\$1,235	\$1,100
	2023Q1	22160	WARREN	0046996	2	\$1,500			\$1,230
-----									
CONSTRUCTION IDENTIFICATION SIGN, 6' X 1 / U									
159018M	2022Q4	22154	MORRIS	NHP-0080 (334)	2	\$1,575	\$1,375	\$500	\$2,000
	2023Q1	22159	BERGEN	NHP-0017 (310)	2	\$1,700	\$1,445	\$1,675	\$1,800
		22158	ESSEX	NHP-0280 (337)	4	\$6,989	\$1,000	\$1,500	\$1,200
-----									
CONSTRUCTION BARRIER CURB / LF									
159021P	2022Q2	22122	MORRIS	NHP-0015 (311)	1,400	\$150.00	\$150.00	\$80.00	\$81.00
		22127	BERGEN	CRRSAA-FLEX-0004 (32)	1,900	\$90.00	\$90.00	\$144.45	\$70.00

HISTORICAL BID PRICE LISTING  
BY REGION

REGION: N

PAY ITEM	CALENDAR QUARTER	CONTRACT NUMBER	COUNTY LOCATION	PROJECT DESCRIPTION	BID QUANTITY	AWARD PRICE	SECOND BIDDER	THIRD BIDDER	ESTIMATE
CONSTRUCTION BARRIER CURB / LF									
159021P	(cont)	22123	BERGEN	STBGP-0208 (302)	2,398	\$100.00	\$125.00	\$150.00	\$80.00
		22117	PASSAIC	NHP-0020 (301)	5,540	\$155.00	\$85.00	\$117.00	\$45.00
		22128	ESSEX	NHP-D00S (591)	7,860	\$5.00	\$45.00		\$65.00
	2022Q3	22137	UNION	NHP-0022 (353)	1,520	\$135.00	\$82.00	\$175.00	\$105.00
	2023Q1	22158	ESSEX	NHP-0280 (337)	4,940	\$135.00	\$50.00	\$75.00	\$110.00
FLASHING ARROW BOARD, 2' X 4' / U									
159024M	2022Q2	22123	BERGEN	STBGP-0208 (302)	2	\$5,000	\$1	\$3,000	\$500.00
		22105	UNION	NHP-0439 (303)	4	\$0.01			\$3,000
	2023Q1	22158	ESSEX	NHP-0280 (337)	4	\$1,300	\$500	\$0	\$1,400
FLASHING ARROW BOARD, 4' X 8' / U									
159027M	2022Q2	22122	MORRIS	NHP-0015 (311)	2	\$2,500	\$500	\$500	\$1,200
		22129	MORRIS	STBGP-FLEX-0046 (351)	3	\$0	\$1,500	\$100	\$2,400
		22105	UNION	NHP-0439 (303)	4	\$0.01			\$5,000
		22115	ESSEX	NHP-0021 (353)	4	\$700.00	\$50.00	\$100.00	\$1,500
		22127	BERGEN	CRRSAA-FLEX-0004 (32)	4	\$3,000	\$3,000	\$1,227	\$430.00
		22110	BERGEN	NHP-0017 (307)	6	\$1	\$1,575	\$1	\$1,500
		22117	PASSAIC	NHP-0020 (301)	6	\$5,000	\$3,000	\$10,000	\$15.00
		22128	ESSEX	NHP-D00S (591)	12	\$100	\$1,850		\$1,200
	2022Q3	22142	MORRIS	NHP-0080 (335)	2	\$50.00	\$800.00	\$1.00	\$1,690
		22137	UNION	NHP-0022 (353)	3	\$2,600	\$6,000	\$500	\$1,000
		22149	MORRIS	HSIP-0015 (313)	3	\$3,000	\$7,700	\$1,500	\$2,000
	2022Q4	22152	WARREN	CMAQ-0046 (353)	2	\$0	\$1,000	\$3,500	\$1,400
		22148	PASSAIC	NHFP-HWY-0046 (356)	3	\$0	\$3,500	\$6,500	\$1,200
		22145	WARREN	NHP-0094 (306)	4	\$2,000			\$1,200
		22154	MORRIS	NHP-0080 (334)	5	\$1.00	\$1.00	\$0.02	\$900.00
	2023Q1	22160	WARREN	0046996	2	\$2,000			\$1,500

HISTORICAL BID PRICE LISTING  
BY REGION

REGION: N

PAY ITEM	CALENDAR QUARTER	CONTRACT NUMBER	COUNTY LOCATION	PROJECT DESCRIPTION	BID QUANTITY	AWARD PRICE	SECOND BIDDER	THIRD BIDDER	ESTIMATE
FLASHING ARROW BOARD, 4' X 8' / U									
159027M	(cont)	22158	ESSEX	NHP-0280 (337)	4	\$2,599	\$500	\$2,500	\$2,900
		22159	BERGEN	NHP-0017 (310)	4	\$100.00	\$1.00	\$100.00	\$400.00
		23401	SUSSEX	STATE	6	\$1.00	\$100.00	\$1.00	\$500.00
		23402	MORRIS	STATE	6	\$100.00	\$1.00	\$1.00	\$500.00
		23403	HUDSON	STATE	6	\$100.00	\$1.00	\$1.00	\$500.00
		21410	BERGEN	NHP-D00S (642)	8	\$1	\$9	\$1,500	\$1,000
		22450	MORRIS	NHP-0040 (314)	8	\$100	\$1	\$3,500	\$1,000
-----									
PORTABLE VARIABLE MESSAGE SIGN W/REMOTE / U									
159029M	2023Q1	21410	BERGEN	NHP-D00S (642)	4	\$1	\$500	\$4,000	\$5,000
		22450	MORRIS	NHP-0040 (314)	4	\$500	\$1	\$10,000	\$5,000
-----									
PORTABLE VARIABLE MESSAGE SIGN / U									
159030M	2022Q2	22105	UNION	NHP-0439 (303)	2	\$0.01			\$15,000
		22123	BERGEN	STBGP-0208 (302)	2	\$20,000	\$5,000	\$7,500	\$6,500
		22129	MORRIS	STBGP-FLEX-0046 (351)	3	\$0	\$5,000	\$3,500	\$10,000
		22110	BERGEN	NHP-0017 (307)	4	\$1	\$5,000	\$10,000	\$3,500
		22122	MORRIS	NHP-0015 (311)	4	\$5,000	\$1,500	\$1,500	\$7,500
		22127	BERGEN	CRRSAA-FLEX-0004 (32)	4	\$13,500	\$13,500	\$12,120	\$8,300
		22115	ESSEX	NHP-0021 (353)	8	\$100.00	\$50.00	\$500.00	\$5,000
		22128	ESSEX	NHP-D00S (591)	8	\$3,500	\$7,500		\$4,000
		22117	PASSAIC	NHP-0020 (301)	10	\$5,000	\$3,800	\$20,000	\$1,550
	2022Q3	22137	UNION	NHP-0022 (353)	3	\$5,200	\$22,000	\$1,000	\$8,000
		22142	MORRIS	NHP-0080 (335)	4	\$100	\$2,750	\$1	\$12,000
		22149	MORRIS	HSIP-0015 (313)	5	\$3,500	\$28,500	\$22,000	\$4,000
	2022Q4	22145	WARREN	NHP-0094 (306)	4	\$18,000			\$8,000
		22148	PASSAIC	NHFP-HWY-0046 (356)	4	\$0	\$7,500	\$19,500	\$8,500
		22152	WARREN	CMAQ-0046 (353)	4	\$0	\$2,000	\$4,000	\$4,000
		22154	MORRIS	NHP-0080 (334)	5	\$1	\$1	\$8,000	\$6,500
	2023Q1	22159	BERGEN	NHP-0017 (310)	2	\$4,500	\$0	\$5,000	\$9,800
		22160	WARREN	0046996	2	\$18,000			\$6,500

HISTORICAL BID PRICE LISTING  
BY REGION

REGION: N

PAY ITEM	CALENDAR QUARTER	CONTRACT NUMBER	COUNTY LOCATION	PROJECT DESCRIPTION	BID QUANTITY	AWARD PRICE	SECOND BIDDER	THIRD BIDDER	ESTIMATE
-----									
PORTABLE VARIABLE MESSAGE SIGN / U									
159030M	(cont)	22158	ESSEX	NHP-0280 (337)	4	\$4,231	\$1,000	\$4,500	\$9,000
		23401	SUSSEX	STATE	6	\$1	\$8,000	\$5,000	\$4,500
		23402	MORRIS	STATE	6	\$100.00	\$1.00	\$1.00	\$4,500
		23403	HUDSON	STATE	6	\$100	\$5,000	\$1	\$4,500
-----									
PORTABLE TRAILER MOUNTED CCTV CAMERA ASS / U									
159032M	2022Q3	22137	UNION	NHP-0022 (353)	1	\$22,500	\$28,000	\$3,000	\$35,000
-----									
TEMPORARY CRASH CUSHION, INERTIAL BARRIE / U									
159036M	2022Q2	22127	BERGEN	CRRSAA-FLEX-0004 (32	3	\$11,500	\$11,500	\$5,977	\$6,500
-----									
TEMPORARY CRASH CUSHION, INERTIAL BARRIE / U									
159042M	2022Q2	22128	ESSEX	NHP-D00S (591)	1	\$7,500	\$2,595		\$7,000
		22105	UNION	NHP-0439 (303)	2	\$0.01			\$10,000
		22117	PASSAIC	NHP-0020 (301)	4	\$500	\$2,500	\$15,000	\$4,960
	2023Q1	22158	ESSEX	NHP-0280 (337)	1	\$3,701	\$2,500	\$7,000	\$7,500
-----									
TEMPORARY CRASH CUSHION, INERTIAL BARRIE / U									
159048M	2022Q3	22137	UNION	NHP-0022 (353)	2	\$10,500	\$13,000	\$7,500	\$10,000
-----									
TEMPORARY CRASH CUSHION, INERTIAL BARRIE / U									
159051M	2022Q2	22128	ESSEX	NHP-D00S (591)	4	\$8,500	\$2,595		\$10,000
		22117	PASSAIC	NHP-0020 (301)	6	\$500	\$3,500	\$16,000	\$920.00
-----									
TEMPORARY CRASH CUSHION, INERTIAL BARRIE / U									
159054M	2022Q2	22127	BERGEN	CRRSAA-FLEX-0004 (32	2	\$12,000	\$12,000	\$8,668	\$6,900



HISTORICAL BID PRICE LISTING  
BY REGION

REGION: N

PAY ITEM	CALENDAR QUARTER	CONTRACT NUMBER	COUNTY LOCATION	PROJECT DESCRIPTION	BID QUANTITY	AWARD PRICE	SECOND BIDDER	THIRD BIDDER	ESTIMATE
-----									
TEMPORARY CRASH CUSHION, INERTIAL BARRIE / U									
159054M	(cont)	22122	MORRIS	NHP-0015 (311)	3	\$4,000	\$100	\$5,800	\$7,500
	2022Q3	22137	UNION	NHP-0022 (353)	1	\$8,000	\$9,000	\$7,500	\$10,000
-----									
TEMPORARY CRASH CUSHION, INERTIAL BARRIE / U									
159057M	2022Q2	22123	BERGEN	STBGP-0208 (302)	2	\$17,500	\$5,000	\$15,000	\$8,300
-----									
TEMP CRASH CUSHION, INERTIAL, 18 MODULES / U									
159059M	2023Q1	22158	ESSEX	NHP-0280 (337)	1	\$6,130	\$2,500	\$15,000	\$12,000
-----									
TEMPORARY CRASH CUSHION, INERTIAL BARRIE / U									
159060M	2023Q1	22158	ESSEX	NHP-0280 (337)	1	\$5,870	\$2,500	\$11,000	\$10,000

HISTORICAL BID PRICE LISTING  
BY REGION

REGION: N

PAY ITEM	CALENDAR QUARTER	CONTRACT NUMBER	COUNTY LOCATION	PROJECT DESCRIPTION	BID QUANTITY	AWARD PRICE	SECOND BIDDER	THIRD BIDDER	ESTIMATE
TRAFFIC CONTROL TRUCK WITH MOUNTED CRASH / U									
159108M	2022Q2	22122	MORRIS	NHP-0015 (311)	2	\$10,000	\$7,500	\$5,000	\$15,000
		22123	BERGEN	STBGP-0208 (302)	2	\$35,000	\$15,000	\$12,500	\$10,000
		22105	UNION	NHP-0439 (303)	3	\$10,000			\$15,000
		22110	BERGEN	NHP-0017 (307)	4	\$1	\$10,000	\$40,000	\$10,000
		22115	ESSEX	NHP-0021 (353)	4	\$19,000	\$500	\$7,500	\$10,000
		22127	BERGEN	CRRSAA-FLEX-0004 (32	4	\$11,000	\$11,000	\$3,067	\$10,000
		22129	MORRIS	STBGP-FLEX-0046 (351)	4	\$0	\$2,500	\$1,000	\$15,000
		22128	ESSEX	NHP-D00S (591)	5	\$10,000	\$35,250		\$15,000
		22117	PASSAIC	NHP-0020 (301)	6	\$30,000	\$17,000	\$65,000	\$10,000
	2022Q3	22142	MORRIS	NHP-0080 (335)	2	\$4,000	\$10,000	\$1	\$18,000
		22137	UNION	NHP-0022 (353)	3	\$12,500	\$75,000	\$2,500	\$6,000
		22149	MORRIS	HSIP-0015 (313)	4	\$15,000	\$60,000	\$2,000	\$10,000
	2022Q4	22145	WARREN	NHP-0094 (306)	2	\$7,500			\$9,000
		22148	PASSAIC	NHFP-HWY-0046 (356)	3	\$0	\$20,000	\$76,330	\$12,000
		22154	MORRIS	NHP-0080 (334)	4	\$1.00	\$1.00	\$0.02	\$10,000
		22152	WARREN	CMAQ-0046 (353)	6	\$0	\$100	\$3,000	\$10,000
	2023Q1	22159	BERGEN	NHP-0017 (310)	2	\$25,000	\$4,000	\$5,000	\$10,000
		22160	WARREN	0046996	2	\$7,500			\$10,000
		22158	ESSEX	NHP-0280 (337)	4	\$6,249	\$2,000	\$14,000	\$10,000
		23401	SUSSEX	STATE	6	\$1	\$1,000	\$500	\$10,000
		23402	MORRIS	STATE	6	\$100.00	\$1.00	\$100.00	\$10,000
		23403	HUDSON	STATE	6	\$100.00	\$500.00	\$1.00	\$10,000
		21410	BERGEN	NHP-D00S (642)	8	\$1	\$500	\$2,000	\$16,000
		22450	MORRIS	NHP-0040 (314)	8	\$500	\$1	\$25,000	\$15,000
-----									
REMOVABLE BLACK LINE MASKING TAPE, 6" / LF									
159114M	2022Q2	22117	PASSAIC	NHP-0020 (301)	18,150	\$0.01	\$2.60	\$1.00	\$2.00
	2022Q4	22148	PASSAIC	NHFP-HWY-0046 (356)	500	\$5.20	\$5.00	\$0.85	\$3.50
-----									
REMOVABLE BLACK LINE MASKING TAPE, 8" / LF									
159117M	2023Q1	22158	ESSEX	NHP-0280 (337)	2,750	\$5.00	\$2.50	\$3.00	\$4.50

HISTORICAL BID PRICE LISTING  
BY REGION

REGION: N

PAY ITEM	CALENDAR QUARTER	CONTRACT NUMBER	COUNTY LOCATION	PROJECT DESCRIPTION	BID QUANTITY	AWARD PRICE	SECOND BIDDER	THIRD BIDDER	ESTIMATE
-----									
TEMPORARY PAVEMENT MARKING TAPE, 4" / LF									
159120M	2022Q2	22117	PASSAIC	NHP-0020 (301)	24,200	\$0.01	\$1.95	\$2.02	\$1.00
	2022Q4	22148	PASSAIC	NHFP-HWY-0046 (356)	500	\$4.25	\$4.00	\$2.35	\$2.50
-----									
TEMPORARY PAVEMENT MARKING TAPE, 6" / LF									
159123M	2023Q1	22158	ESSEX	NHP-0280 (337)	159,000	\$3.00	\$1.65	\$0.55	\$2.00
-----									
TEMPORARY TRAFFIC STRIPES, 4" / LF									
159126M	2022Q2	22129	MORRIS	STBGP-FLEX-0046 (351)	13,400	\$0.35	\$0.50	\$0.43	\$1.00
-----									
TEMPORARY PAVEMENT MARKERS / U									
159135M	2022Q2	22117	PASSAIC	NHP-0020 (301)	12,000	\$1.00	\$3.25	\$3.47	\$1.00
-----									
HMA PATCH / T									
159138M	2022Q2	22105	UNION	NHP-0439 (303)	40	\$400.00			\$350.00
		22127	BERGEN	CRRSAA-FLEX-0004 (32)	120	\$75.00	\$75.00	\$373.29	\$90.00
		22115	ESSEX	NHP-0021 (353)	122	\$60.00	\$1.00	\$100.00	\$125.00
		22122	MORRIS	NHP-0015 (311)	150	\$100.00	\$50.00	\$65.00	\$130.00
		22128	ESSEX	NHP-D00S (591)	150	\$106.00	\$430.00		\$95.00
		22123	BERGEN	STBGP-0208 (302)	246	\$0.01	\$250.00	\$20.00	\$300.00
		22117	PASSAIC	NHP-0020 (301)	300	\$200.00	\$250.00	\$175.00	\$75.00
	2022Q3	22142	MORRIS	NHP-0080 (335)	22	\$1.00	\$350.00	\$10.00	\$310.00
		22149	MORRIS	HSIP-0015 (313)	50	\$275.00	\$400.00	\$269.35	\$300.00
		22137	UNION	NHP-0022 (353)	200	\$225.00	\$150.00	\$50.00	\$140.00
	2022Q4	22145	WARREN	NHP-0094 (306)	12	\$1,000			\$160.00
		22154	MORRIS	NHP-0080 (334)	35	\$100.00	\$35.00	\$0.02	\$400.00
		22152	WARREN	CMAQ-0046 (353)	50	\$400.00	\$0.02	\$250.00	\$150.00
	2023Q1	22160	WARREN	0046996	6	\$2,000			\$400.00

HISTORICAL BID PRICE LISTING  
BY REGION

REGION: N

PAY ITEM	CALENDAR QUARTER	CONTRACT NUMBER	COUNTY LOCATION	PROJECT DESCRIPTION	BID QUANTITY	AWARD PRICE	SECOND BIDDER	THIRD BIDDER	ESTIMATE
-----									
HMA PATCH / T									
159138M	(cont)	22159	BERGEN	NHP-0017 (310)	28	\$150.00	\$1.00	\$150.00	\$213.00
		21410	BERGEN	NHP-D00S (642)	76	\$1,200	\$180	\$750	\$400.00
		22158	ESSEX	NHP-0280 (337)	100	\$565.00	\$50.00	\$275.00	\$150.00
		23401	SUSSEX	STATE	100	\$50.00	\$50.00	\$100.00	\$100.00
		23402	MORRIS	STATE	100	\$95.00	\$40.00	\$1.00	\$95.00
		23403	HUDSON	STATE	100	\$95.00	\$1.00	\$1.00	\$100.00
		22450	MORRIS	NHP-0040 (314)	170	\$180	\$1,200	\$450	\$450.00

-----  
TRAFFIC DIRECTOR, FLAGGER / HOUR

159141M	2022Q2	22463	MORRIS	N/A	150	\$1.00	\$95.00		\$80.00
		22122	MORRIS	NHP-0015 (311)	240	\$100.00	\$110.00	\$0.01	\$90.00
		22127	BERGEN	CRRSAA-FLEX-0004 (32)	240	\$110.00	\$110.00	\$110.06	\$60.00
		22128	ESSEX	NHP-D00S (591)	250	\$10.00	\$175.00		\$75.00
		22117	PASSAIC	NHP-0020 (301)	750	\$125.00	\$138.00	\$95.00	\$6.00
		22105	UNION	NHP-0439 (303)	1,000	\$0.01			\$125.00
		22115	ESSEX	NHP-0021 (353)	1,000	\$1.00	\$1.00	\$1.00	\$80.00
		22129	MORRIS	STBGP-FLEX-0046 (351)	1,000	\$0.01	\$0.01	\$144.60	\$75.00
	2022Q3	22137	UNION	NHP-0022 (353)	100	\$110.00	\$130.00	\$100.00	\$100.00
		22149	MORRIS	HSIP-0015 (313)	500	\$85.00	\$102.00	\$140.75	\$75.00
	2022Q4	22148	PASSAIC	NHFP-HWY-0046 (356)	48	\$0.01	\$150.00	\$182.00	\$65.00
		22152	WARREN	CMAQ-0046 (353)	800	\$0.01	\$200.00	\$50.00	\$50.00
		22145	WARREN	NHP-0094 (306)	2,500	\$156.00			\$70.00
	2023Q1	22158	ESSEX	NHP-0280 (337)	100	\$121.00	\$115.00	\$125.00	\$83.00
		23403	HUDSON	STATE	278	\$90.00	\$150.00	\$177.00	\$150.00
		22160	WARREN	0046996	600	\$156.00			\$50.00
		21410	BERGEN	NHP-D00S (642)	1,000	\$1.00	\$100.00	\$100.00	\$60.00
		23402	MORRIS	STATE	1,000	\$1.00	\$1.00	\$1.00	\$100.00
		23403	HUDSON	STATE	1,000	\$1.00	\$0.01	\$1.00	\$100.00
		23402	MORRIS	STATE	1,274	\$1.00	\$145.00	\$100.00	\$90.00
		22450	MORRIS	NHP-0040 (314)	1,280	\$95.00	\$107.00	\$95.00	\$100.00
		23401	SUSSEX	STATE	1,997	\$139.00	\$103.00	\$1.00	\$90.00

-----  
EMERGENCY TOWING SERVICE / U

159144M	2022Q2	22122	MORRIS	NHP-0015 (311)	3	\$200.00	\$200.00	\$300.00	\$400.00
---------	--------	-------	--------	----------------	---	----------	----------	----------	----------

HISTORICAL BID PRICE LISTING  
BY REGION

REGION: N

PAY ITEM	CALENDAR QUARTER	CONTRACT NUMBER	COUNTY LOCATION	PROJECT DESCRIPTION	BID QUANTITY	AWARD PRICE	SECOND BIDDER	THIRD BIDDER	ESTIMATE
EMERGENCY TOWING SERVICE / U									
159144M	(cont)	22127	BERGEN	CRRSAA-FLEX-0004 (32	4	\$25.00	\$25.00	\$573.35	\$320.00
		22117	PASSAIC	NHP-0020 (301)	10	\$1.00	\$500.00	\$500.00	\$100.00
		22128	ESSEX	NHP-D00S (591)	10	\$250	\$2,195		\$150.00
		22123	BERGEN	STBGP-0208 (302)	40	\$0.01	\$0.01	\$1.00	\$180.00
	2022Q4	22148	PASSAIC	NHFP-HWY-0046 (356)	1	\$0	\$1,200	\$1	\$250.00
	2023Q1	23401	SUSSEX	STATE	1	\$200.00	\$1.00	\$1.00	\$5,000
		23402	MORRIS	STATE	1	\$100.00	\$250.00	\$1.00	\$5,000
		23403	HUDSON	STATE	1	\$1.00	\$1.00	\$1.00	\$5,000
		22160	WARREN	0046996	2	\$150.00			\$100.00
		22158	ESSEX	NHP-0280 (337)	130	\$79.00	\$15.00	\$0.01	\$168.00
		22158	ESSEX	NHP-0280 (337)	340	\$212.00	\$5.00	\$160.00	\$147.00
		22158	ESSEX	NHP-0280 (337)	390	\$53.00	\$10.00	\$0.01	\$150.00
-----									
SCHOOL BUS SERVICE / LS									
159170M	2022Q2	22122	MORRIS	NHP-0015 (311)	1	\$135,000	\$135,000	\$135,000	\$135,000
-----									
SNOW REMOVAL / LS									
159190M	2022Q2	22117	PASSAIC	NHP-0020 (301)	1	\$1	\$27,500	\$100,000	\$20,000
		22122	MORRIS	NHP-0015 (311)	1	\$10,000	\$30,000	\$500	\$25,000
		22123	BERGEN	STBGP-0208 (302)	1	\$1	\$0	\$1,000	\$2,500
		22127	BERGEN	CRRSAA-FLEX-0004 (32	1	\$2,500	\$2,500	\$43,417	\$20,000
	2022Q3	22137	UNION	NHP-0022 (353)	1	\$2,500	\$11,000	\$10,000	\$10,000
	2023Q1	22158	ESSEX	NHP-0280 (337)	1	\$61,508	\$500	\$0	\$50,000
-----									
SNOW PLOWING AND SPREADING / HOUR									
159191P	2023Q1	22158	ESSEX	NHP-0280 (337)	160	\$350.00	\$100.00	\$130.00	\$500.00

HISTORICAL BID PRICE LISTING  
BY REGION

REGION: N

PAY ITEM	CALENDAR QUARTER	CONTRACT NUMBER	COUNTY LOCATION	PROJECT DESCRIPTION	BID QUANTITY	AWARD PRICE	SECOND BIDDER	THIRD BIDDER	ESTIMATE
-----									
TEMP CRASH CUSH, COMP BAR, TYPE 2, NARR / U									
159200M	2022Q2	22127	BERGEN	CRRSAA-FLEX-0004 (32	2	\$11,500	\$11,500	\$22,752	\$6,500
	2022Q3	22137	UNION	NHP-0022 (353)	3	\$15,000	\$11,000	\$100	\$10,000
	2023Q1	22158	ESSEX	NHP-0280 (337)	3	\$37,980	\$5,000	\$17,000	\$12,500
-----									
TEMP CRASH CUSH, COMP, TYPE 3, NARROW / U									
159212M	2022Q2	22123	BERGEN	STBGP-0208 (302)	1	\$9,500	\$13,500	\$18,000	\$10,500
		22122	MORRIS	NHP-0015 (311)	3	\$12,000	\$12,500	\$25,000	\$10,000
		22117	PASSAIC	NHP-0020 (301)	6	\$35,000	\$10,000	\$15,000	\$4,150
	2023Q1	22158	ESSEX	NHP-0280 (337)	1	\$43,151	\$5,000	\$18,000	\$5,025
-----									
CONSTRUCTION ID SIGN, IIJA 6' X 4' / U									
159260M	2023Q1	22158	ESSEX	NHP-0280 (337)	2	\$1,165	\$750	\$1,400	\$1,500

HISTORICAL BID PRICE LISTING  
BY REGION

REGION: N

PAY ITEM	CALENDAR QUARTER	CONTRACT NUMBER	COUNTY LOCATION	PROJECT DESCRIPTION	BID QUANTITY	AWARD PRICE	SECOND BIDDER	THIRD BIDDER	ESTIMATE
-----									
TRAFFIC STRIPES, LATEX, 4" / LF									
159300M	2022Q2	22127	BERGEN	CRRSAA-FLEX-0004 (32	1,200	\$1.10	\$1.10	\$1.15	\$1.00
		22122	MORRIS	NHP-0015 (311)	29,201	\$0.25	\$0.30	\$0.33	\$1.00
		22105	UNION	NHP-0439 (303)	34,395	\$0.35			\$0.50
		22110	BERGEN	NHP-0017 (307)	141,750	\$0.24	\$0.22	\$0.25	\$0.50
		22115	ESSEX	NHP-0021 (353)	200,000	\$0.53	\$0.28	\$0.20	\$1.00
		22117	PASSAIC	NHP-0020 (301)	200,000	\$0.50	\$0.27	\$0.29	\$0.50
	2022Q3	22149	MORRIS	HSIP-0015 (313)	31,300	\$0.27	\$0.30	\$0.30	\$1.00
	2022Q4	22152	WARREN	CMAQ-0046 (353)	4,200	\$0.55	\$0.50	\$0.55	\$0.75
		22145	WARREN	NHP-0094 (306)	583,760	\$0.29			\$0.70
	2023Q1	21410	BERGEN	NHP-D00S (642)	1,000	\$1.00	\$1.00	\$2.00	\$4.00
		22450	MORRIS	NHP-0040 (314)	1,000	\$1.00	\$2.00	\$1.50	\$4.00
		23402	MORRIS	STATE	95,113	\$0.23	\$0.55	\$0.25	\$0.25
		23403	HUDSON	STATE	96,763	\$0.24	\$0.25	\$0.76	\$0.31
		23402	MORRIS	STATE	150,000	\$0.23	\$0.25	\$0.25	\$0.53
		23403	HUDSON	STATE	150,000	\$0.24	\$0.25	\$0.25	\$0.53
		22159	BERGEN	NHP-0017 (310)	189,000	\$0.25	\$0.95	\$0.22	\$0.50
		23401	SUSSEX	STATE	338,169	\$0.24	\$0.28	\$0.24	\$0.25
		22160	WARREN	0046996	370,000	\$0.40			\$0.50
-----									
TRAFFIC STRIPES, LATEX, 6" / LF									
159301M	2022Q2	22128	ESSEX	NHP-D00S (591)	5,000	\$1.00	\$0.55		\$1.00
	2022Q3	22142	MORRIS	NHP-0080 (335)	190,800	\$0.31	\$0.30	\$0.38	\$0.50
	2022Q4	22154	MORRIS	NHP-0080 (334)	308,000	\$0.47	\$0.56	\$0.25	\$0.50
	2023Q1	22158	ESSEX	NHP-0280 (337)	4,000	\$1.00	\$0.50	\$0.50	\$1.00
		23402	MORRIS	STATE	37,500	\$0.27	\$0.25	\$0.27	\$0.56
		23403	HUDSON	STATE	37,500	\$0.26	\$0.25	\$0.25	\$0.56
-----									
TRAFFIC STRIPES, LATEX, 8" / LF									
159302M	2022Q3	22149	MORRIS	HSIP-0015 (313)	2,500	\$0.33	\$0.40	\$0.35	\$1.00

HISTORICAL BID PRICE LISTING  
BY REGION

REGION: N

PAY ITEM	CALENDAR QUARTER	CONTRACT NUMBER	COUNTY LOCATION	PROJECT DESCRIPTION	BID QUANTITY	AWARD PRICE	SECOND BIDDER	THIRD BIDDER	ESTIMATE
-----									
TRAFFIC STRIPES, LATEX, 8" / LF									
159302M	(cont)	22142	MORRIS	NHP-0080 (335)	3,000	\$0.01	\$0.01	\$0.25	\$0.75
	2022Q4	22152	WARREN	CMAQ-0046 (353)	770	\$1.10	\$0.02	\$1.00	\$1.00
		22154	MORRIS	NHP-0080 (334)	24,200	\$0.01	\$0.05	\$0.02	\$0.50
	2023Q1	23401	SUSSEX	STATE	4,070	\$0.01	\$0.01	\$0.01	\$0.50
		23403	HUDSON	STATE	8,496	\$0.01	\$0.01	\$0.01	\$0.50
		23402	MORRIS	STATE	10,000	\$0.01	\$0.01	\$0.01	\$0.57
		23403	HUDSON	STATE	10,000	\$0.01	\$0.01	\$0.01	\$0.57
		23402	MORRIS	STATE	20,966	\$0.01	\$0.01	\$0.01	\$0.30
-----									
TRAFFIC MARKINGS LINES, LATEX, 4" / LF									
159310M	2023Q1	23402	MORRIS	STATE	500	\$1.05	\$0.01	\$1.10	\$1.05
		23403	HUDSON	STATE	500	\$1.05	\$1.00	\$0.01	\$1.05
-----									
TRAFFIC MARKINGS LINES, LATEX, 8" / LF									
159312M	2022Q2	22128	ESSEX	NHP-D00S (591)	700	\$1.00	\$0.80		\$1.00
		22110	BERGEN	NHP-0017 (307)	8,350	\$0.02	\$0.01	\$0.01	\$1.00
		22115	ESSEX	NHP-0021 (353)	11,000	\$0.01	\$0.29	\$0.01	\$1.00
		22105	UNION	NHP-0439 (303)	12,854	\$0.90			\$0.70
	2022Q3	22142	MORRIS	NHP-0080 (335)	10,200	\$0.01	\$0.01	\$0.25	\$0.75
	2022Q4	22145	WARREN	NHP-0094 (306)	460	\$1.20			\$1.00
		22152	WARREN	CMAQ-0046 (353)	1,200	\$1.10	\$0.02	\$1.00	\$1.25
	2023Q1	23402	MORRIS	STATE	500	\$1.05	\$0.01	\$1.10	\$1.05
		23403	HUDSON	STATE	500	\$1.05	\$1.00	\$0.01	\$1.05
		23403	HUDSON	STATE	1,457	\$0.52	\$0.55	\$0.01	\$1.10
		23402	MORRIS	STATE	2,896	\$0.52	\$0.01	\$0.45	\$0.25
		23401	SUSSEX	STATE	3,429	\$0.01	\$0.30	\$0.31	\$0.30
		22160	WARREN	0046996	4,000	\$0.42			\$0.50
		22159	BERGEN	NHP-0017 (310)	14,000	\$0.01	\$0.01	\$0.01	\$1.00
-----									
TRAFFIC MARKINGS LINES, LATEX, 12" / LF									
159313M	2023Q1	22160	WARREN	0046996	400	\$0.63			\$0.50



HISTORICAL BID PRICE LISTING  
BY REGION

REGION: N

PAY ITEM	CALENDAR QUARTER	CONTRACT NUMBER	COUNTY LOCATION	PROJECT DESCRIPTION	BID QUANTITY	AWARD PRICE	SECOND BIDDER	THIRD BIDDER	ESTIMATE	
-----										
TRAFFIC MARKINGS LINES, LATEX, 24" / LF										
159314M	2022Q2	22128	ESSEX	NHP-D00S(591)	700	\$4.00	\$3.95		\$3.00	
		22110	BERGEN	NHP-0017(307)	2,150	\$0.23	\$0.45	\$0.50	\$1.20	
		22115	ESSEX	NHP-0021(353)	4,000	\$0.70	\$1.00	\$0.63	\$1.00	
		22117	PASSAIC	NHP-0020(301)	6,500	\$2.00	\$2.90	\$3.12	\$1.00	
	2022Q3	22149	MORRIS	HSIP-0015(313)	1,800	\$1.10	\$1.10	\$1.00	\$3.00	
		22142	MORRIS	NHP-0080(335)	2,700	\$0.01	\$1.10	\$0.50	\$1.50	
	2022Q4	22145	WARREN	NHP-0094(306)	200	\$2.40			\$1.50	
		22152	WARREN	CMAQ-0046(353)	360	\$3.30	\$3.00	\$3.00	\$2.00	
		22154	MORRIS	NHP-0080(334)	1,200	\$0.16	\$0.10	\$0.02	\$1.00	
	2023Q1	23402	MORRIS	STATE	2,500	\$1.26	\$0.01	\$1.10	\$1.35	
		23403	HUDSON	STATE	2,500	\$1.05	\$1.00	\$0.01	\$1.35	
		22159	BERGEN	NHP-0017(310)	3,400	\$0.55	\$0.01	\$0.55	\$1.50	
		22160	WARREN	0046996	4,000	\$0.94			\$0.50	
		23403	HUDSON	STATE	4,380	\$0.73	\$0.75	\$0.01	\$1.65	
		23402	MORRIS	STATE	5,275	\$0.78	\$0.01	\$0.60	\$1.25	
		23401	SUSSEX	STATE	6,810	\$0.01	\$0.55	\$0.52	\$1.60	
	-----									
	TRAFFIC MARKINGS SYMBOLS, LATEX / SF									
	159320M	2022Q2	22117	PASSAIC	NHP-0020(301)	750	\$3.00	\$3.30	\$3.47	\$3.00
			22105	UNION	NHP-0439(303)	1,698	\$3.10			\$2.00
2022Q3		22142	MORRIS	NHP-0080(335)	240	\$2.20	\$1.65	\$1.00	\$1.50	
		22149	MORRIS	HSIP-0015(313)	3,500	\$1.37	\$1.45	\$1.35	\$3.00	
2022Q4		22152	WARREN	CMAQ-0046(353)	300	\$4.40	\$0.02	\$4.00	\$3.00	
2023Q1		22159	BERGEN	NHP-0017(310)	1,000	\$0.55	\$0.01	\$0.55	\$1.50	
		23402	MORRIS	STATE	1,250	\$1.57	\$0.01	\$1.50	\$2.46	
		23403	HUDSON	STATE	1,250	\$1.05	\$1.00	\$0.01	\$2.46	
		23403	HUDSON	STATE	1,261	\$0.73	\$0.75	\$0.01	\$1.80	
		23402	MORRIS	STATE	1,970	\$1.26	\$0.01	\$1.10	\$1.50	

HISTORICAL BID PRICE LISTING  
 BY REGION

REGION: N

PAY ITEM	CALENDAR QUARTER	CONTRACT NUMBER	COUNTY LOCATION	PROJECT DESCRIPTION	BID QUANTITY	AWARD PRICE	SECOND BIDDER	THIRD BIDDER	ESTIMATE
-----	-----	-----	-----	-----	-----	-----	-----	-----	-----
TRAFFIC MARKINGS	SYMBOLS,	LATEX / SF							
159320M	(cont)	23401	SUSSEX	STATE	2,533	\$0.01	\$0.55	\$0.52	\$1.50
		22160	WARREN	0046996	4,000	\$1.25			\$0.50

HISTORICAL BID PRICE LISTING  
BY REGION

REGION: N

PAY ITEM	CALENDAR QUARTER	CONTRACT NUMBER	COUNTY LOCATION	PROJECT DESCRIPTION	BID QUANTITY	AWARD PRICE	SECOND BIDDER	THIRD BIDDER	ESTIMATE
FUEL PRICE ADJUSTMENT / DOLL									
160004M	2022Q2	22105	UNION	NHP-0439 (303)	1	\$23,600			\$23,600
		22110	BERGEN	NHP-0017 (307)	1	\$14,500	\$14,500	\$14,500	\$14,500
		22115	ESSEX	NHP-0021 (353)	1	\$5,500	\$5,500	\$5,500	\$5,500
		22117	PASSAIC	NHP-0020 (301)	1	\$113,100	\$113,100	\$113,100	\$113,100
		22122	MORRIS	NHP-0015 (311)	1	\$15,500	\$15,500	\$15,500	\$15,500
		22123	BERGEN	STBGP-0208 (302)	1	\$13,000	\$13,000	\$13,000	\$13,000
		22127	BERGEN	CRRSAA-FLEX-0004 (32)	1	\$8,300	\$8,300	\$8,300	\$8,300
		22129	MORRIS	STBGP-FLEX-0046 (351)	1	\$4,800	\$4,800	\$4,800	\$4,800
		22463	MORRIS	N/A	1,500	\$1.00	\$1.00		\$1.00
	2022Q3	22137	UNION	NHP-0022 (353)	1	\$15,000	\$15,000	\$15,000	\$15,000
		22142	MORRIS	NHP-0080 (335)	1	\$800.00	\$800.00	\$800.00	\$800.00
		22149	MORRIS	HSIP-0015 (313)	1	\$14,600	\$14,600	\$14,600	\$14,600
	2022Q4	22145	WARREN	NHP-0094 (306)	1	\$300.00			\$300.00
		22148	PASSAIC	NHFP-HWY-0046 (356)	1	\$4,300	\$4,300	\$4,300	\$4,300
		22152	WARREN	CMAQ-0046 (353)	1	\$1,700	\$1,700	\$1,700	\$1,700
		22154	MORRIS	NHP-0080 (334)	1	\$12,800	\$12,800	\$12,800	\$12,800
	2023Q1	22158	ESSEX	NHP-0280 (337)	1	\$11,000	\$11,000	\$11,000	\$11,000
		22159	BERGEN	NHP-0017 (310)	1	\$4,100	\$4,100	\$4,100	\$4,100
		22160	WARREN	0046996	1	\$100.00			\$100.00
		23403	HUDSON	STATE	40,400	\$1.00	\$1.00	\$1.00	\$1.00
		23402	MORRIS	STATE	41,300	\$1.00	\$1.00	\$1.00	\$1.00
		23401	SUSSEX	STATE	106,200	\$1.00	\$1.00	\$1.00	\$1.00

ASPHALT PRICE ADJUSTMENT / DOLL

160007M	2022Q2	22105	UNION	NHP-0439 (303)	1	\$34,500			\$34,500
		22110	BERGEN	NHP-0017 (307)	1	\$25,300	\$25,300	\$25,300	\$25,300
		22115	ESSEX	NHP-0021 (353)	1	\$20,700	\$20,700	\$20,700	\$20,700
		22117	PASSAIC	NHP-0020 (301)	1	\$237,400	\$237,400	\$237,400	\$237,400
		22122	MORRIS	NHP-0015 (311)	1	\$27,000	\$27,000	\$27,000	\$27,000
		22123	BERGEN	STBGP-0208 (302)	1	\$25,800	\$25,800	\$25,800	\$25,800
		22127	BERGEN	CRRSAA-FLEX-0004 (32)	1	\$11,600	\$11,600	\$11,600	\$11,600
		22129	MORRIS	STBGP-FLEX-0046 (351)	1	\$8,800	\$8,800	\$8,800	\$8,800
	2022Q3	22137	UNION	NHP-0022 (353)	1	\$33,200	\$33,200	\$33,200	\$33,200

HISTORICAL BID PRICE LISTING  
BY REGION

REGION: N

PAY ITEM	CALENDAR QUARTER	CONTRACT NUMBER	COUNTY LOCATION	PROJECT DESCRIPTION	BID QUANTITY	AWARD PRICE	SECOND BIDDER	THIRD BIDDER	ESTIMATE
-----									
ASPHALT PRICE ADJUSTMENT / DOLL									
160007M	(cont)	22142	MORRIS	NHP-0080 (335)	1	\$10,900	\$10,900	\$10,900	\$10,900
		22149	MORRIS	HSIP-0015 (313)	1	\$26,000	\$26,000	\$26,000	\$26,000
	2022Q4	22148	PASSAIC	NHFP-HWY-0046 (356)	1	\$7,500	\$7,500	\$7,500	\$7,500
		22152	WARREN	CMAQ-0046 (353)	1	\$3,000	\$3,000	\$3,000	\$3,000
		22154	MORRIS	NHP-0080 (334)	1	\$65,800	\$65,800	\$65,800	\$65,800
	2023Q1	22158	ESSEX	NHP-0280 (337)	1	\$27,300	\$27,300	\$27,300	\$27,300
		22159	BERGEN	NHP-0017 (310)	1	\$9,900	\$9,900	\$9,900	\$9,900
		22160	WARREN	0046996	1	\$100.00			\$100.00
		23403	HUDSON	STATE	151,400	\$1.00	\$1.00	\$1.00	\$1.00
		23402	MORRIS	STATE	181,500	\$1.00	\$1.00	\$1.00	\$1.00
		23401	SUSSEX	STATE	362,200	\$1.00	\$1.00	\$1.00	\$1.00
-----									
STEEL PRICE ADJUSTMENT / DOLL									
160009M	2023Q1	22158	ESSEX	NHP-0280 (337)	1	\$50,000	\$50,000	\$50,000	\$50,000

HISTORICAL BID PRICE LISTING  
BY REGION

REGION: N

PAY ITEM	CALENDAR QUARTER	CONTRACT NUMBER	COUNTY LOCATION	PROJECT DESCRIPTION	BID QUANTITY	AWARD PRICE	SECOND BIDDER	THIRD BIDDER	ESTIMATE
FINAL CLEANUP / LS									
161003P	2022Q2	22105	UNION	NHP-0439 (303)	1	\$25,000			\$15,000
		22110	BERGEN	NHP-0017 (307)	1	\$3,000	\$5,000	\$23,000	\$15,000
		22115	ESSEX	NHP-0021 (353)	1	\$5,000	\$22,326	\$10,500	\$15,000
		22117	PASSAIC	NHP-0020 (301)	1	\$25,000	\$5,000	\$20,000	\$27,000
		22122	MORRIS	NHP-0015 (311)	1	\$5,000	\$15,000	\$10,000	\$20,000
		22123	BERGEN	STBGP-0208 (302)	1	\$10,000	\$25,000	\$2,500	\$10,000
		22127	BERGEN	CRRSAA-FLEX-0004 (32)	1	\$2,500	\$2,500	\$18,086	\$25,000
		22128	ESSEX	NHP-D00S (591)	1	\$1,000	\$23,500		\$8,500
		22129	MORRIS	STBGP-FLEX-0046 (351)	1	\$25,000	\$1,000	\$27,455	\$10,000
	2022Q3	22137	UNION	NHP-0022 (353)	1	\$2,500	\$6,000	\$10,500	\$20,000
		22142	MORRIS	NHP-0080 (335)	1	\$2,000	\$12,100	\$7,716	\$8,500
		22149	MORRIS	HSIP-0015 (313)	1	\$5,000	\$38,500	\$22,484	\$20,000
	2022Q4	22145	WARREN	NHP-0094 (306)	1	\$38,000			\$8,500
		22148	PASSAIC	NHFP-HWY-0046 (356)	1	\$25,000	\$15,000	\$1	\$15,000
		22152	WARREN	CMAQ-0046 (353)	1	\$17,500	\$1	\$10,000	\$10,000
		22154	MORRIS	NHP-0080 (334)	1	\$5,000	\$4,000	\$100	\$15,000
	2023Q1	22158	ESSEX	NHP-0280 (337)	1	\$17,031	\$10,500	\$1,000	\$27,000
		22159	BERGEN	NHP-0017 (310)	1	\$2,500	\$2,000	\$7,500	\$8,500
		22160	WARREN	0046996	1	\$38,000			\$8,500
		23401	SUSSEX	STATE	1	\$3,000	\$1,500	\$15,080	\$5,000
		23402	MORRIS	STATE	1	\$5,000	\$3,000	\$2,500	\$5,000
		23403	HUDSON	STATE	1	\$2,500	\$2,000	\$2,000	\$5,000

HISTORICAL BID PRICE LISTING  
BY REGION

REGION: N

PAY ITEM	CALENDAR QUARTER	CONTRACT NUMBER	COUNTY LOCATION	PROJECT DESCRIPTION	BID QUANTITY	AWARD PRICE	SECOND BIDDER	THIRD BIDDER	ESTIMATE
VIBRATION MONITORING / LS									
162006P	2022Q2	22117	PASSAIC	NHP-0020 (301)	1	\$30,000	\$115,000	\$20,000	\$250,000
		22122	MORRIS	NHP-0015 (311)	1	\$10,000	\$80,000	\$90,000	\$45,000
		22127	BERGEN	CRRSAA-FLEX-0004 (32)	1	\$100,000	\$100,000	\$142,960	\$80,000
	2022Q3	22137	UNION	NHP-0022 (353)	1	\$50,000	\$23,000	\$55,000	\$40,000

HISTORICAL BID PRICE LISTING  
BY REGION

REGION: N

PAY ITEM	CALENDAR QUARTER	CONTRACT NUMBER	COUNTY LOCATION	PROJECT DESCRIPTION	BID QUANTITY	AWARD PRICE	SECOND BIDDER	THIRD BIDDER	ESTIMATE
CLEARING SITE / LS									
201003P	2022Q2	22105	UNION	NHP-0439 (303)	1	\$110,000			\$60,000
		22110	BERGEN	NHP-0017 (307)	1	\$5,000	\$25,000	\$23,000	\$60,000
		22115	ESSEX	NHP-0021 (353)	1	\$10,000	\$3,351	\$7,500	\$60,000
		22117	PASSAIC	NHP-0020 (301)	1	\$350,000	\$350,000	\$350,000	\$325,000
		22122	MORRIS	NHP-0015 (311)	1	\$150,000	\$150,000	\$150,000	\$150,000
		22123	BERGEN	STBGP-0208 (302)	1	\$50,000	\$50,000	\$50,000	\$50,000
		22127	BERGEN	CRRSAA-FLEX-0004 (32)	1	\$275,000	\$275,000	\$94,415	\$275,000
		22128	ESSEX	NHP-D00S (591)	1	\$40,000	\$83,375		\$40,000
		22129	MORRIS	STBGP-FLEX-0046 (351)	1	\$40,000	\$83,000	\$113,220	\$50,000
	2022Q3	22137	UNION	NHP-0022 (353)	1	\$150,000	\$130,000	\$150,000	\$150,000
		22142	MORRIS	NHP-0080 (335)	1	\$3,000	\$4,500	\$9,000	\$40,000
		22149	MORRIS	HSIP-0015 (313)	1	\$50,000	\$90,000	\$50,000	\$150,000
	2022Q4	22145	WARREN	NHP-0094 (306)	1	\$40,000			\$40,000
		22148	PASSAIC	NHFP-HWY-0046 (356)	1	\$60,000	\$60,000	\$60,000	\$60,000
		22152	WARREN	CMAQ-0046 (353)	1	\$50,000	\$50,000	\$50,000	\$50,000
		22154	MORRIS	NHP-0080 (334)	1	\$2,500	\$2,000	\$60,000	\$60,000
	2023Q1	21410	BERGEN	NHP-D00S (642)	1	\$20,000	\$40,000	\$50,000	\$40,000
		22158	ESSEX	NHP-0280 (337)	1	\$111,196	\$350,000	\$350,000	\$350,000
		22159	BERGEN	NHP-0017 (310)	1	\$5,000	\$2,000	\$5,000	\$40,000
		22160	WARREN	0046996	1	\$50,000			\$50,000
		22450	MORRIS	NHP-0040 (314)	1	\$50,000	\$20,000	\$183,000	\$150,000
		23401	SUSSEX	STATE	1	\$10,560	\$20,000	\$5,000	\$20,000
		23402	MORRIS	STATE	1	\$12,560	\$11,000	\$10,000	\$20,000
		23403	HUDSON	STATE	1	\$12,560	\$15,000	\$9,000	\$20,000

-----  
CLEARING SITE, BRIDGE ( ) / LS

201006P	2022Q2	22122	MORRIS	NHP-0015 (311)	1	\$200,000	\$200,000	\$200,000	\$200,000
		22123	BERGEN	STBGP-0208 (302)	1	\$25,000	\$25,000	\$25,000	\$25,000
		22127	BERGEN	CRRSAA-FLEX-0004 (32)	1	\$1,112,000	\$1,112,000	\$2,150,000	\$729,203
	2022Q3	22137	UNION	NHP-0022 (353)	1	\$500,000	\$500,000	\$689,734	\$500,000
	2023Q1	22158	ESSEX	NHP-0280 (337)	1	\$1,900,000	\$3,442,000	\$3,442,000	\$3,442,000

HISTORICAL BID PRICE LISTING  
BY REGION

REGION: N

PAY ITEM	CALENDAR QUARTER	CONTRACT NUMBER	COUNTY LOCATION	PROJECT DESCRIPTION	BID QUANTITY	AWARD PRICE	SECOND BIDDER	THIRD BIDDER	ESTIMATE
CLEARING SITE, STRUCTURE ( ) / LS									
201009P	2022Q4	22148	PASSAIC	NHFP-HWY-0046(356)	1	\$6,000	\$25,000	\$19,060	\$15,000
	2023Q1	22158	ESSEX	NHP-0280(337)	1	\$243,073	\$200,000	\$20,000	\$20,000
-----									
RESET MONITORING WELL BOX / U									
201020M	2022Q2	22117	PASSAIC	NHP-0020(301)	3	\$1,000	\$800	\$1,500	\$640.00
-----									
ASBESTOS REMOVAL, BRIDGE NO. ____ / LS									
201037P	2023Q1	22158	ESSEX	NHP-0280(337)	1	\$15,672	\$20,000	\$30,000	\$50,000
-----									
TEMPORARY SHIELDING / LS									
201039P	2022Q2	22122	MORRIS	NHP-0015(311)	1	\$5,000	\$200,000	\$342,100	\$150,000
		22127	BERGEN	CRRSAA-FLEX-0004 (32	1	\$750,000	\$750,000	\$1,470,000	\$397,144
	2022Q4	22148	PASSAIC	NHFP-HWY-0046(356)	1	\$0	\$1,000	\$1	\$27,000
		22148	PASSAIC	NHFP-HWY-0046(356)	1	\$0.01	\$100.00	\$1.00	\$7,000
		22148	PASSAIC	NHFP-HWY-0046(356)	1	\$0.01	\$100.00	\$1.00	\$5,000
		22148	PASSAIC	NHFP-HWY-0046(356)	1	\$0.01	\$100.00	\$1.00	\$7,000
		22148	PASSAIC	NHFP-HWY-0046(356)	1	\$0.01	\$100.00	\$1.00	\$10,000
		22148	PASSAIC	NHFP-HWY-0046(356)	1	\$0.01	\$100.00	\$1.00	\$10,000
		22148	PASSAIC	NHFP-HWY-0046(356)	1	\$0	\$1,000	\$1	\$12,000
		22148	PASSAIC	NHFP-HWY-0046(356)	1	\$0.01	\$100.00	\$1.00	\$7,000
		22148	PASSAIC	NHFP-HWY-0046(356)	1	\$0.01	\$100.00	\$1.00	\$5,000
		22148	PASSAIC	NHFP-HWY-0046(356)	1	\$0.01	\$100.00	\$1.00	\$8,000
	2023Q1	22158	ESSEX	NHP-0280(337)	1	\$1,377,758	\$5,138,186	\$2,640,000	\$3,188,950



HISTORICAL BID PRICE LISTING  
BY REGION

REGION: N

PAY ITEM	CALENDAR QUARTER	CONTRACT NUMBER	COUNTY LOCATION	PROJECT DESCRIPTION	BID QUANTITY	AWARD PRICE	SECOND BIDDER	THIRD BIDDER	ESTIMATE
-----									
STRIPPING / ACRE									
202003P	2022Q2	22129	MORRIS	STBGP-FLEX-0046 (351)	0.30	\$2,000	\$22,000	\$31,183	\$3,200
		22122	MORRIS	NHP-0015 (311)	1	\$15,000	\$2,500	\$22,000	\$7,500
		22127	BERGEN	CRRSAA-FLEX-0004 (32	1	\$30,000	\$30,000	\$29,454	\$7,600
		22117	PASSAIC	NHP-0020 (301)	3	\$7,000	\$12,000	\$18,000	\$7,930
	2022Q3	22137	UNION	NHP-0022 (353)	1	\$9,000	\$9,000	\$3,500	\$7,500
		22149	MORRIS	HSIP-0015 (313)	1	\$18,000	\$7,100	\$26,067	\$8,000
-----									
EXCAVATION, TEST PIT / CY									
202006M	2022Q2	22122	MORRIS	NHP-0015 (311)	10	\$500.00	\$50.00	\$200.00	\$250.00
		22127	BERGEN	CRRSAA-FLEX-0004 (32	30	\$175.00	\$175.00	\$252.67	\$165.00
		22463	MORRIS	N/A	30	\$1.00	\$50.00		\$10.00
		22117	PASSAIC	NHP-0020 (301)	50	\$280.00	\$425.00	\$350.00	\$110.00
		22129	MORRIS	STBGP-FLEX-0046 (351)	50	\$500.00	\$300.00	\$175.24	\$200.00
		22105	UNION	NHP-0439 (303)	200	\$100.00			\$300.00
		22128	ESSEX	NHP-D00S (591)	300	\$75.00	\$205.00		\$80.00
	2022Q3	22149	MORRIS	HSIP-0015 (313)	30	\$400.00	\$500.00	\$292.95	\$170.00
		22137	UNION	NHP-0022 (353)	100	\$220.00	\$500.00	\$50.00	\$125.00
-----									
EXCAVATION, UNCLASSIFIED / CY									
202009P	2022Q2	22117	PASSAIC	NHP-0020 (301)	3	\$4,000	\$180	\$2,500	\$20.00
		22117	PASSAIC	NHP-0020 (301)	4	\$3,000	\$150	\$3,500	\$20.00
		22117	PASSAIC	NHP-0020 (301)	30	\$800.00	\$150.00	\$900.00	\$20.00
		22117	PASSAIC	NHP-0020 (301)	60	\$300.00	\$75.00	\$125.00	\$20.00
		22117	PASSAIC	NHP-0020 (301)	65	\$370.00	\$50.00	\$450.00	\$20.00
		22105	UNION	NHP-0439 (303)	146	\$40.00			\$75.00
		22122	MORRIS	NHP-0015 (311)	677	\$150.00	\$40.00	\$100.00	\$50.00
		22123	BERGEN	STBGP-0208 (302)	915	\$48.00	\$100.00	\$122.00	\$50.00
		22105	UNION	NHP-0439 (303)	1,862	\$40.00			\$75.00
		22123	BERGEN	STBGP-0208 (302)	1,950	\$1.00	\$55.00	\$30.00	\$50.00
		22129	MORRIS	STBGP-FLEX-0046 (351)	2,392	\$40.00	\$65.00	\$108.21	\$120.00
		22122	MORRIS	NHP-0015 (311)	2,950	\$75.00	\$60.00	\$220.00	\$55.00
		22127	BERGEN	CRRSAA-FLEX-0004 (32	6,064	\$475.00	\$475.00	\$155.10	\$40.00

HISTORICAL BID PRICE LISTING  
BY REGION

REGION: N

PAY ITEM	CALENDAR QUARTER	CONTRACT NUMBER	COUNTY LOCATION	PROJECT DESCRIPTION	BID QUANTITY	AWARD PRICE	SECOND BIDDER	THIRD BIDDER	ESTIMATE
-----									
EXCAVATION, UNCLASSIFIED / CY									
202009P	(cont)	22117	PASSAIC	NHP-0020 (301)	9,207	\$56.00	\$15.00	\$45.00	\$20.00
	2022Q3	22137	UNION	NHP-0022 (353)	1,333	\$55.00	\$45.00	\$50.00	\$60.00
		22137	UNION	NHP-0022 (353)	1,460	\$30.00	\$60.00	\$50.00	\$50.00
		22149	MORRIS	HSIP-0015 (313)	2,271	\$130.00	\$53.00	\$104.20	\$50.00
	2022Q4	22148	PASSAIC	NHFP-HWY-0046 (356)	82	\$55.00	\$150.00	\$45.00	\$300.00
		22152	WARREN	CMAQ-0046 (353)	168	\$50.00	\$50.00	\$200.00	\$62.00
	2023Q1	23401	SUSSEX	STATE	100	\$20.00	\$25.00	\$35.00	\$50.00
		23403	HUDSON	STATE	100	\$35.00	\$25.00	\$1.00	\$50.00
		23402	MORRIS	STATE	165	\$25.00	\$20.00	\$100.00	\$48.00
		23402	MORRIS	STATE	1,250	\$1.00	\$1.00	\$1.00	\$44.00
		23403	HUDSON	STATE	1,250	\$1.00	\$5.00	\$1.00	\$44.00
-----									
EXCAVATION, REGULATED MATERIAL / CY									
202015P	2022Q2	22117	PASSAIC	NHP-0020 (301)	7,450	\$56.00	\$80.00	\$50.00	\$28.00
	2023Q1	22158	ESSEX	NHP-0280 (337)	4	\$1,588	\$1,500	\$350	\$62.00
		22158	ESSEX	NHP-0280 (337)	10	\$2,515	\$2,375	\$275	\$62.00
		22158	ESSEX	NHP-0280 (337)	415	\$128.00	\$40.00	\$45.00	\$62.00
		22158	ESSEX	NHP-0280 (337)	3,654	\$67.00	\$35.00	\$30.00	\$62.00
-----									
REMOVAL OF PAVEMENT / SY									
202021P	2022Q2	22105	UNION	NHP-0439 (303)	57	\$75.00			\$60.00
		22105	UNION	NHP-0439 (303)	618	\$75.00			\$60.00
		22122	MORRIS	NHP-0015 (311)	1,514	\$45.00	\$30.00	\$22.00	\$30.00
		22123	BERGEN	STBGP-0208 (302)	1,794	\$30.00	\$75.00	\$20.00	\$10.00
		22129	MORRIS	STBGP-FLEX-0046 (351)	2,574	\$65.00	\$100.00	\$32.36	\$50.00
		22127	BERGEN	CRRSAA-FLEX-0004 (32)	4,681	\$45.00	\$45.00	\$78.34	\$25.00
		22117	PASSAIC	NHP-0020 (301)	32,975	\$26.00	\$32.00	\$29.00	\$12.00
	2022Q3	22149	MORRIS	HSIP-0015 (313)	3,065	\$40.00	\$23.00	\$19.05	\$25.00
		22137	UNION	NHP-0022 (353)	5,305	\$35.00	\$47.00	\$45.00	\$40.00

HISTORICAL BID PRICE LISTING  
BY REGION

REGION: N

PAY ITEM	CALENDAR QUARTER	CONTRACT NUMBER	COUNTY LOCATION	PROJECT DESCRIPTION	BID QUANTITY	AWARD PRICE	SECOND BIDDER	THIRD BIDDER	ESTIMATE
-----									
REMOVAL OF PAVEMENT / SY									
202021P	2022Q4	22148	PASSAIC	NHFP-HWY-0046(356)	89	\$80.00	\$100.00	\$71.50	\$55.00
	2023Q1	23402	MORRIS	STATE	249	\$65.00	\$20.00	\$23.00	\$45.00
		22158	ESSEX	NHP-0280(337)	5,990	\$46.00	\$45.00	\$45.00	\$35.00
-----									
DISPOSAL OF REGULATED MATERIAL / T									
202024M	2022Q2	22117	PASSAIC	NHP-0020(301)	13,075	\$55.00	\$43.00	\$100.00	\$22.00
	2023Q1	22158	ESSEX	NHP-0280(337)	6,389	\$52.00	\$45.00	\$41.00	\$48.00
-----									
LINE DRILLING / SY									
202070M	2022Q2	22127	BERGEN	CRRSAA-FLEX-0004 (32	250	\$200.00	\$200.00	\$378.41	\$600.00

HISTORICAL BID PRICE LISTING  
 BY REGION

REGION: N

PAY ITEM -----	CALENDAR QUARTER -----	CONTRACT NUMBER -----	COUNTY LOCATION -----	PROJECT DESCRIPTION -----	BID QUANTITY -----	AWARD PRICE -----	SECOND BIDDER -----	THIRD BIDDER -----	ESTIMATE -----
ROCK BOLT / U									
202102P	2022Q2	22127	BERGEN	CRRSAA-FLEX-0004 (32	25	\$5,000	\$5,000	\$12,614	\$6,600

HISTORICAL BID PRICE LISTING  
BY REGION

REGION: N

PAY ITEM	CALENDAR QUARTER	CONTRACT NUMBER	COUNTY LOCATION	PROJECT DESCRIPTION	BID QUANTITY	AWARD PRICE	SECOND BIDDER	THIRD BIDDER	ESTIMATE
-----									
BREAKING PAVEMENT / SY									
203003P	2022Q2	22122	MORRIS	NHP-0015 (311)	1,131	\$20.00	\$5.00	\$8.00	\$3.00
-----									
I-9 SOIL AGGREGATE / CY									
203009P	2022Q2	22127	BERGEN	CRRSAA-FLEX-0004 (32	2,037	\$60.00	\$60.00	\$78.23	\$80.00
	2023Q1	22158	ESSEX	NHP-0280 (337)	292	\$159.00	\$75.00	\$111.00	\$75.00
-----									
I-10 SOIL AGGREGATE / CY									
203012P	2022Q2	22117	PASSAIC	NHP-0020 (301)	50	\$300.00	\$90.00	\$150.00	\$65.00
-----									
I-14 SOIL AGGREGATE / CY									
203021P	2022Q2	22129	MORRIS	STBGP-FLEX-0046 (351)	57	\$130.00	\$40.00	\$100.11	\$45.00
		22117	PASSAIC	NHP-0020 (301)	6,383	\$1.00	\$0.01	\$59.00	\$20.00
	2022Q3	22137	UNION	NHP-0022 (353)	1,148	\$10.00	\$13.50	\$10.00	\$32.00
	2022Q4	22148	PASSAIC	NHFP-HWY-0046 (356)	14	\$100.00	\$100.00	\$247.00	\$65.00
		22152	WARREN	CMAQ-0046 (353)	17	\$180.00	\$50.00	\$20.00	\$90.00
-----									
GEOTEXTILE / SY									
203040M	2022Q2	22117	PASSAIC	NHP-0020 (301)	17,275	\$3.00	\$2.25	\$3.00	\$1.00
	2022Q3	22137	UNION	NHP-0022 (353)	3,854	\$2.10	\$2.50	\$5.00	\$5.00
	2023Q1	23402	MORRIS	STATE	500	\$1.00	\$1.00	\$1.00	\$2.20
		23403	HUDSON	STATE	500	\$1.00	\$1.00	\$1.00	\$2.20
-----									
GEOTEXTILE, ROADWAY STABILIZATION / SY									
203041P	2022Q2	22127	BERGEN	CRRSAA-FLEX-0004 (32	470	\$4.00	\$4.00	\$13.38	\$5.00

HISTORICAL BID PRICE LISTING  
BY REGION

REGION: N

PAY ITEM	CALENDAR QUARTER	CONTRACT NUMBER	COUNTY LOCATION	PROJECT DESCRIPTION	BID QUANTITY	AWARD PRICE	SECOND BIDDER	THIRD BIDDER	ESTIMATE
-----									
GEOTEXTILE, ROADWAY STABILIZATION / SY									
203041P	(cont)	22123	BERGEN	STBGP-0208 (302)	1,318	\$5.00	\$5.00	\$2.50	\$4.00
	2022Q3	22149	MORRIS	HSIP-0015 (313)	4,394	\$3.00	\$0.55	\$1.25	\$3.00
	2023Q1	22158	ESSEX	NHP-0280 (337)	6,096	\$1.00	\$3.00	\$2.00	\$4.00
-----									
CONTROLLED LOW STRENGTH MATERIAL / CY									
203050M	2022Q2	22123	BERGEN	STBGP-0208 (302)	140	\$1.00	\$250.00	\$250.00	\$220.00
	2022Q3	22149	MORRIS	HSIP-0015 (313)	30	\$275.00	\$200.00	\$523.90	\$480.00
		22137	UNION	NHP-0022 (353)	550	\$50.00	\$310.00	\$200.00	\$450.00
-----									
FLOWABLE CONCRETE FILL / CY									
203054M	2022Q2	22117	PASSAIC	NHP-0020 (301)	112	\$300.00	\$235.00	\$480.00	\$275.00
-----									
LIGHTWEIGHT SOIL AGGREGATE / CY									
203056P	2022Q2	22122	MORRIS	NHP-0015 (311)	2,200	\$150.00	\$120.00	\$120.00	\$90.00

HISTORICAL BID PRICE LISTING  
BY REGION

REGION: N

PAY ITEM ----- SUBBASE / CY	CALENDAR QUARTER -----	CONTRACT NUMBER -----	COUNTY LOCATION -----	PROJECT DESCRIPTION -----	BID QUANTITY -----	AWARD PRICE -----	SECOND BIDDER -----	THIRD BIDDER -----	ESTIMATE -----
301006P	2022Q2	22105	UNION	NHP-0439 (303)	80	\$80.00			\$60.00
		22123	BERGEN	STBGP-0208 (302)	220	\$95.00	\$165.00	\$100.00	\$65.00
		22105	UNION	NHP-0439 (303)	977	\$80.00			\$60.00
		22127	BERGEN	CRRSAA-FLEX-0004 (32	1,364	\$70.00	\$70.00	\$81.19	\$60.00
	2022Q3	22149	MORRIS	HSIP-0015 (313)	92	\$150.00	\$42.50	\$109.30	\$95.00
	2022Q4	22148	PASSAIC	NHFP-HWY-0046 (356)	5	\$100.00	\$150.00	\$247.00	\$125.00
		22152	WARREN	CMAQ-0046 (353)	40	\$160.00	\$50.00	\$120.00	\$115.00
	2023Q1	22158	ESSEX	NHP-0280 (337)	63	\$153.00	\$115.00	\$111.00	\$54.00

HISTORICAL BID PRICE LISTING  
BY REGION

REGION: N

PAY ITEM	CALENDAR QUARTER	CONTRACT NUMBER	COUNTY LOCATION	PROJECT DESCRIPTION	BID QUANTITY	AWARD PRICE	SECOND BIDDER	THIRD BIDDER	ESTIMATE
SOIL AGGREGATE BASE COURSE, 6" THICK / SY									
302012P	2023Q1	22158	ESSEX	NHP-0280 (337)	42	\$24.00	\$55.00	\$50.00	\$45.00
-----									
DENSE-GRADED AGGREGATE BASE COURSE, 4" T / SY									
302033P	2022Q2	22129	MORRIS	STBGP-FLEX-0046 (351)	2,401	\$18.00	\$25.00	\$19.18	\$30.00
-----									
DENSE-GRADED AGGREGATE BASE COURSE, 6" T / SY									
302036P	2022Q2	22127	BERGEN	CRRSAA-FLEX-0004 (32	546	\$15.00	\$15.00	\$16.94	\$21.00
		22117	PASSAIC	NHP-0020 (301)	11,955	\$8.50	\$20.00	\$13.00	\$10.00
	2022Q3	22149	MORRIS	HSIP-0015 (313)	1,454	\$27.50	\$6.75	\$18.85	\$21.00
	2023Q1	23402	MORRIS	STATE	194	\$10.00	\$5.50	\$15.00	\$35.00
-----									
DENSE-GRADED AGGREGATE BASE COURSE, 8" T / SY									
302042P	2022Q2	22129	MORRIS	STBGP-FLEX-0046 (351)	868	\$35.00	\$40.00	\$24.41	\$40.00
		22123	BERGEN	STBGP-0208 (302)	1,372	\$21.00	\$35.00	\$30.00	\$15.00
		22127	BERGEN	CRRSAA-FLEX-0004 (32	4,515	\$19.00	\$19.00	\$17.73	\$18.00
	2022Q3	22137	UNION	NHP-0022 (353)	3,659	\$20.50	\$10.00	\$18.00	\$20.00
	2022Q4	22148	PASSAIC	NHFP-HWY-0046 (356)	37	\$40.00	\$100.00	\$47.00	\$45.00
		22152	WARREN	CMAQ-0046 (353)	170	\$40.00	\$50.00	\$55.00	\$40.00
	2023Q1	22158	ESSEX	NHP-0280 (337)	4,799	\$16.00	\$25.00	\$15.00	\$18.00
-----									
DENSE-GRADED AGGREGATE BASE COURSE, 12" / SY									
302048P	2022Q2	22122	MORRIS	NHP-0015 (311)	1,358	\$35.00	\$20.00	\$25.00	\$25.00
		22117	PASSAIC	NHP-0020 (301)	22,996	\$12.00	\$14.50	\$16.00	\$18.00
	2022Q3	22149	MORRIS	HSIP-0015 (313)	3,381	\$60.00	\$13.25	\$36.95	\$26.00



HISTORICAL BID PRICE LISTING  
BY REGION

REGION: N

PAY ITEM	CALENDAR QUARTER	CONTRACT NUMBER	COUNTY LOCATION	PROJECT DESCRIPTION	BID QUANTITY	AWARD PRICE	SECOND BIDDER	THIRD BIDDER	ESTIMATE
DENSE-GRADED AGGREGATE BASE COURSE, VARI / CY									
302051P	2022Q2	22115	ESSEX	NHP-0021 (353)	12	\$100.00	\$81.08	\$35.00	\$325.00
		22129	MORRIS	STBGP-FLEX-0046 (351)	254	\$130.00	\$10.00	\$92.57	\$55.00
		22117	PASSAIC	NHP-0020 (301)	270	\$50.00	\$70.00	\$75.00	\$35.00
		22122	MORRIS	NHP-0015 (311)	299	\$100.00	\$60.00	\$100.00	\$40.00
	2022Q3	22142	MORRIS	NHP-0080 (335)	1	\$1.00	\$100.00	\$100.00	\$170.00
		22137	UNION	NHP-0022 (353)	457	\$56.00	\$45.00	\$60.00	\$50.00
	2022Q4	22145	WARREN	NHP-0094 (306)	10	\$1,000			\$50.00
		22152	WARREN	CMAQ-0046 (353)	130	\$120.00	\$50.00	\$50.00	\$45.00
	2023Q1	22159	BERGEN	NHP-0017 (310)	10	\$10.00	\$1.00	\$40.00	\$46.00
		23401	SUSSEX	STATE	100	\$15.00	\$25.00	\$45.00	\$45.00
		23402	MORRIS	STATE	100	\$35.00	\$5.00	\$25.00	\$45.00
		23403	HUDSON	STATE	100	\$40.00	\$15.00	\$5.00	\$45.00
		23402	MORRIS	STATE	350	\$10.00	\$1.00	\$5.00	\$24.00
		23403	HUDSON	STATE	350	\$10.00	\$5.00	\$1.00	\$24.00
-----									
COARSE AGGREGATE, SIZE NO. 57 / CY									
302060P	2022Q2	22117	PASSAIC	NHP-0020 (301)	2	\$40.00	\$331.00	\$240.00	\$205.00
		22117	PASSAIC	NHP-0020 (301)	22	\$40.00	\$72.00	\$240.00	\$70.00
		22122	MORRIS	NHP-0015 (311)	30	\$100.00	\$60.00	\$100.00	\$60.00
		22123	BERGEN	STBGP-0208 (302)	45	\$100.00	\$250.00	\$95.00	\$55.00
		22127	BERGEN	CRRSAA-FLEX-0004 (32)	310	\$30.00	\$30.00	\$67.12	\$37.00
	2022Q3	22137	UNION	NHP-0022 (353)	360	\$30.00	\$97.00	\$75.00	\$45.00
	2023Q1	23402	MORRIS	STATE	125	\$10.00	\$4.00	\$5.00	\$27.00
		23403	HUDSON	STATE	125	\$10.00	\$5.00	\$1.00	\$27.00

HISTORICAL BID PRICE LISTING  
BY REGION

REGION: N

PAY ITEM	CALENDAR QUARTER	CONTRACT NUMBER	COUNTY LOCATION	PROJECT DESCRIPTION	BID QUANTITY	AWARD PRICE	SECOND BIDDER	THIRD BIDDER	ESTIMATE
CONCRETE BASE COURSE, 8" THICK / SY									
304003P	2022Q2	22127	BERGEN	CRRSAA-FLEX-0004 (32	69	\$225.00	\$225.00	\$252.28	\$150.00
-----									
CONCRETE BASE COURSE, 10" THICK / SY									
304009P	2022Q2	22105	UNION	NHP-0439 (303)	57	\$300.00			\$150.00
		22127	BERGEN	CRRSAA-FLEX-0004 (32	64	\$260.00	\$260.00	\$286.68	\$200.00
		22105	UNION	NHP-0439 (303)	644	\$300.00			\$150.00

HISTORICAL BID PRICE LISTING  
BY REGION

REGION: N

PAY ITEM	CALENDAR QUARTER	CONTRACT NUMBER	COUNTY LOCATION	PROJECT DESCRIPTION	BID QUANTITY	AWARD PRICE	SECOND BIDDER	THIRD BIDDER	ESTIMATE		
-----											
HMA MILLING, 3" OR LESS / SY											
401009P	2022Q2	22127	BERGEN	CRRSAA-FLEX-0004 (32	1,183	\$25.00	\$25.00	\$25.97	\$16.00		
		22129	MORRIS	STBGP-FLEX-0046 (351)	6,042	\$9.50	\$15.60	\$13.94	\$12.00		
			22105	UNION	NHP-0439 (303)	6,462	\$5.25		\$8.00		
			22122	MORRIS	NHP-0015 (311)	7,369	\$7.00	\$7.00	\$7.50	\$10.00	
			22123	BERGEN	STBGP-0208 (302)	22,217	\$5.75	\$7.00	\$6.50	\$8.00	
			22115	ESSEX	NHP-0021 (353)	58,800	\$3.70	\$6.29	\$5.20	\$6.00	
			22105	UNION	NHP-0439 (303)	69,324	\$5.25			\$8.00	
			22117	PASSAIC	NHP-0020 (301)	168,333	\$8.00	\$9.00	\$14.00	\$4.00	
			22110	BERGEN	NHP-0017 (307)	173,920	\$3.25	\$2.60	\$4.85	\$10.00	
		2022Q3	22137	UNION	NHP-0022 (353)	8,017	\$16.00	\$13.00	\$25.00	\$11.00	
			22149	MORRIS	HSIP-0015 (313)	21,832	\$7.70	\$6.50	\$10.20	\$7.00	
		2022Q4	22145	WARREN	NHP-0094 (306)	240	\$94.65			\$35.00	
			22152	WARREN	CMAQ-0046 (353)	13,000	\$16.50	\$20.00	\$8.50	\$12.00	
			22148	PASSAIC	NHFP-HWY-0046 (356)	14,224	\$10.00	\$7.50	\$10.50	\$13.00	
		2023Q1	22158	ESSEX	NHP-0280 (337)	21,040	\$11.00	\$32.00	\$6.00	\$6.00	
			23402	MORRIS	STATE	144,176	\$4.70	\$4.30	\$5.50	\$4.85	
			23403	HUDSON	STATE	162,254	\$3.70	\$4.10	\$6.08	\$4.50	
			23403	HUDSON	STATE	250,000	\$0.10	\$0.50	\$0.10	\$3.16	
			23402	MORRIS	STATE	300,800	\$0.01	\$0.10	\$0.05	\$3.16	
			23401	SUSSEX	STATE	309,616	\$4.00	\$3.70	\$4.43	\$3.86	
	-----										
	HMA MILLING, MORE THAN 3" TO 6" / SY										
	401012P	2022Q2	22122	MORRIS	NHP-0015 (311)	60	\$10.00	\$9.00	\$66.00	\$45.00	
			22105	UNION	NHP-0439 (303)	1,620	\$6.00			\$11.00	
			22123	BERGEN	STBGP-0208 (302)	1,701	\$8.00	\$9.50	\$9.00	\$10.00	
			22105	UNION	NHP-0439 (303)	16,560	\$6.00			\$11.00	
			2022Q3	22137	UNION	NHP-0022 (353)	4,609	\$18.50	\$22.00	\$30.00	\$12.00
		22149		MORRIS	HSIP-0015 (313)	5,106	\$9.00	\$10.75	\$13.55	\$10.00	
		2023Q1	23402	MORRIS	STATE	25,000	\$0.01	\$0.10	\$0.01	\$2.67	
23403			HUDSON	STATE	25,000	\$0.01	\$0.01	\$0.10	\$2.67		
-----											
HMA MILLING, MORE THAN 6" TO 9" / SY											
401014P		2022Q2	22122	MORRIS	NHP-0015 (311)	38	\$11.00	\$12.00	\$26.00	\$55.00	

HISTORICAL BID PRICE LISTING  
BY REGION

REGION: N

PAY ITEM	CALENDAR QUARTER	CONTRACT NUMBER	COUNTY LOCATION	PROJECT DESCRIPTION	BID QUANTITY	AWARD PRICE	SECOND BIDDER	THIRD BIDDER	ESTIMATE
-----									
CONCRETE MILLING / SY									
401015P	2022Q2	22105	UNION	NHP-0439 (303)	11,600	\$5.00			\$9.00
		22117	PASSAIC	NHP-0020 (301)	17,000	\$1.00	\$6.75	\$21.00	\$1.00
	2022Q3	22137	UNION	NHP-0022 (353)	100	\$20.00	\$23.00	\$24.00	\$15.00
	2023Q1	23402	MORRIS	STATE	500	\$1.00	\$3.00	\$0.01	\$5.00
		23401	SUSSEX	STATE	1,000	\$3.00	\$0.01	\$0.01	\$7.00
		23403	HUDSON	STATE	2,500	\$0.01	\$0.01	\$3.00	\$6.08
		23402	MORRIS	STATE	3,000	\$0.01	\$2.00	\$0.01	\$6.08
		23403	HUDSON	STATE	3,500	\$0.01	\$0.01	\$4.00	\$7.00
-----									
MICRO-MILLING / SY									
401017P	2022Q2	22115	ESSEX	NHP-0021 (353)	100,100	\$6.15	\$5.00	\$7.60	\$6.00
	2022Q3	22142	MORRIS	NHP-0080 (335)	19,214	\$5.65	\$4.60	\$6.05	\$15.00
	2022Q4	22145	WARREN	NHP-0094 (306)	386	\$150.00			\$35.00
		22154	MORRIS	NHP-0080 (334)	13,250	\$6.00	\$13.05	\$10.00	\$18.00
	2023Q1	22160	WARREN	0046996	1,197	\$40.00			\$20.00
		22159	BERGEN	NHP-0017 (310)	28,251	\$4.00	\$6.55	\$4.35	\$14.00
-----									
HOT MIX ASPHALT PAVEMENT REPAIR / SY									
401021M	2022Q2	22127	BERGEN	CRRSAA-FLEX-0004 (32	60	\$150.00	\$150.00	\$286.68	\$74.00
		22129	MORRIS	STBGP-FLEX-0046 (351)	100	\$100.00	\$99.00	\$338.81	\$125.00
		22115	ESSEX	NHP-0021 (353)	300	\$80.00	\$332.71	\$75.00	\$60.00
		22110	BERGEN	NHP-0017 (307)	450	\$50.00	\$80.00	\$10.00	\$85.00
		22117	PASSAIC	NHP-0020 (301)	4,600	\$1.00	\$27.00	\$80.00	\$40.00
	2022Q3	22142	MORRIS	NHP-0080 (335)	5	\$100	\$100	\$2,265	\$123.00
		22137	UNION	NHP-0022 (353)	100	\$50.00	\$62.00	\$50.00	\$75.00
		22149	MORRIS	HSIP-0015 (313)	250	\$88.00	\$102.50	\$367.10	\$80.00

HISTORICAL BID PRICE LISTING  
BY REGION

REGION: N

PAY ITEM	CALENDAR QUARTER	CONTRACT NUMBER	COUNTY LOCATION	PROJECT DESCRIPTION	BID QUANTITY	AWARD PRICE	SECOND BIDDER	THIRD BIDDER	ESTIMATE
HOT MIX ASPHALT PAVEMENT REPAIR / SY									
401021M	2022Q4	22145	WARREN	NHP-0094 (306)	327	\$127.81			\$200.00
		22152	WARREN	CMAQ-0046 (353)	500	\$95.00	\$75.00	\$15.00	\$65.00
	2023Q1	23402	MORRIS	STATE	22	\$95.00	\$100.00	\$25.00	\$142.00
		23401	SUSSEX	STATE	100	\$105.00	\$30.00	\$45.00	\$76.00
		23403	HUDSON	STATE	100	\$55.00	\$35.00	\$100.00	\$75.00
		22159	BERGEN	NHP-0017 (310)	200	\$10.00	\$10.00	\$55.00	\$62.00
		22160	WARREN	0046996	347	\$300.00			\$63.00
		23403	HUDSON	STATE	1,500	\$10.00	\$25.00	\$1.00	\$41.00
		23402	MORRIS	STATE	2,600	\$10.00	\$1.00	\$10.00	\$41.00
-----									
SEALING OF CRACKS IN HOT MIX ASPHALT SUR / LF									
401024M	2022Q2	22115	ESSEX	NHP-0021 (353)	1,000	\$1.00	\$3.50	\$2.50	\$3.00
	2022Q3	22142	MORRIS	NHP-0080 (335)	5,000	\$0.01	\$0.01	\$1.21	\$6.00
	2023Q1	22159	BERGEN	NHP-0017 (310)	1,000	\$0.50	\$0.01	\$2.00	\$2.00
		23402	MORRIS	STATE	2,250	\$0.01	\$0.10	\$0.01	\$1.80
		23403	HUDSON	STATE	2,250	\$0.01	\$0.01	\$0.01	\$1.80
-----									
POLYMERIZED JOINT ADHESIVE / LF									
401027M	2022Q2	22129	MORRIS	STBGP-FLEX-0046 (351)	2,533	\$1.00	\$1.25	\$3.66	\$1.00
		22122	MORRIS	NHP-0015 (311)	5,665	\$0.01	\$0.10	\$0.77	\$2.00
		22123	BERGEN	STBGP-0208 (302)	8,300	\$1.00	\$0.10	\$1.00	\$1.00
		22127	BERGEN	CRRSAA-FLEX-0004 (32)	9,700	\$2.20	\$2.20	\$2.29	\$1.00
		22105	UNION	NHP-0439 (303)	70,000	\$0.50			\$0.80
		22110	BERGEN	NHP-0017 (307)	138,150	\$0.36	\$0.15	\$0.25	\$1.00
		22117	PASSAIC	NHP-0020 (301)	175,000	\$0.75	\$0.70	\$0.75	\$0.50
		22115	ESSEX	NHP-0021 (353)	255,000	\$0.50	\$0.29	\$0.35	\$1.00
	2022Q3	22137	UNION	NHP-0022 (353)	9,500	\$2.65	\$1.00	\$1.00	\$2.00
		22142	MORRIS	NHP-0080 (335)	22,900	\$1.25	\$0.45	\$0.25	\$3.00
		22149	MORRIS	HSIP-0015 (313)	29,150	\$1.35	\$1.20	\$0.50	\$2.00
	2022Q4	22148	PASSAIC	NHFP-HWY-0046 (356)	6,197	\$0.70	\$1.25	\$1.25	\$2.00

HISTORICAL BID PRICE LISTING  
BY REGION

REGION: N

PAY ITEM	CALENDAR QUARTER	CONTRACT NUMBER	COUNTY LOCATION	PROJECT DESCRIPTION	BID QUANTITY	AWARD PRICE	SECOND BIDDER	THIRD BIDDER	ESTIMATE	
POLYMERIZED JOINT ADHESIVE / LF										
401027M	(cont)	22152	WARREN	CMAQ-0046 (353)	8,100	\$4.00	\$10.00	\$2.25	\$2.00	
		22154	MORRIS	NHP-0080 (334)	53,000	\$1.50	\$0.90	\$6.25	\$1.00	
	2023Q1	22158	ESSEX	NHP-0280 (337)	14,800	\$2.00	\$0.10	\$1.00	\$2.00	
		23403	HUDSON	STATE	139,286	\$0.34	\$0.23	\$0.45	\$0.45	
		23402	MORRIS	STATE	150,120	\$0.34	\$0.54	\$0.28	\$0.35	
		23402	MORRIS	STATE	200,000	\$0.01	\$0.01	\$0.01	\$0.43	
		23403	HUDSON	STATE	200,000	\$0.01	\$0.01	\$0.01	\$0.43	
		23401	SUSSEX	STATE	279,855	\$0.01	\$0.30	\$0.34	\$0.45	
	-----									
	TACK COAT / GAL									
	401030M	2022Q2	22129	MORRIS	STBGP-FLEX-0046 (351)	187	\$4.25	\$8.00	\$5.52	\$5.00
			22105	UNION	NHP-0439 (303)	360	\$3.70			\$5.00
			22127	BERGEN	CRRSAA-FLEX-0004 (32	720	\$11.00	\$11.00	\$11.47	\$17.00
		22122	MORRIS	NHP-0015 (311)	1,100	\$9.00	\$8.00	\$5.00	\$3.00	
		22105	UNION	NHP-0439 (303)	3,940	\$3.70			\$5.00	
		22123	BERGEN	STBGP-0208 (302)	6,920	\$0.01	\$1.00	\$1.00	\$3.00	
		22115	ESSEX	NHP-0021 (353)	9,700	\$0.01	\$0.01	\$0.01	\$1.00	
		22110	BERGEN	NHP-0017 (307)	28,900	\$0.01	\$0.01	\$0.01	\$2.50	
		22117	PASSAIC	NHP-0020 (301)	55,000	\$0.01	\$4.00	\$10.00	\$0.50	
2022Q3		22137	UNION	NHP-0022 (353)	3,092	\$1.05	\$4.00	\$5.00	\$3.00	
		22149	MORRIS	HSIP-0015 (313)	7,100	\$5.40	\$0.01	\$4.50	\$3.00	
		22142	MORRIS	NHP-0080 (335)	18,400	\$0.01	\$0.01	\$0.01	\$5.00	
2022Q4		22145	WARREN	NHP-0094 (306)	60	\$25.00			\$2.50	
		22148	PASSAIC	NHFP-HWY-0046 (356)	1,424	\$4.00	\$3.00	\$6.50	\$3.50	
		22152	WARREN	CMAQ-0046 (353)	3,910	\$0.01	\$0.02	\$6.00	\$2.00	
		22154	MORRIS	NHP-0080 (334)	200,000	\$0.01	\$0.01	\$0.02	\$1.00	
2023Q1		22159	BERGEN	NHP-0017 (310)	300	\$6.00	\$12.75	\$3.70	\$1.00	
		22158	ESSEX	NHP-0280 (337)	3,400	\$16.00	\$0.10	\$4.50	\$2.00	
		22160	WARREN	0046996	16,720	\$3.60			\$0.50	
		23402	MORRIS	STATE	23,677	\$0.01	\$0.01	\$0.01	\$1.10	
		23403	HUDSON	STATE	26,811	\$0.01	\$0.01	\$0.01	\$1.00	
		23402	MORRIS	STATE	35,000	\$0.01	\$0.01	\$0.01	\$0.55	

HISTORICAL BID PRICE LISTING  
BY REGION

REGION: N

PAY ITEM	CALENDAR QUARTER	CONTRACT NUMBER	COUNTY LOCATION	PROJECT DESCRIPTION	BID QUANTITY	AWARD PRICE	SECOND BIDDER	THIRD BIDDER	ESTIMATE
-----									
TACK COAT / GAL									
401030M	(cont)	23403	HUDSON	STATE	35,000	\$0.01	\$0.01	\$0.01	\$0.55
		23401	SUSSEX	STATE	51,221	\$0.01	\$0.01	\$0.01	\$1.00
-----									
PRIME COAT / GAL									
401036M	2022Q2	22105	UNION	NHP-0439 (303)	60	\$0.01			\$2.00
		22105	UNION	NHP-0439 (303)	660	\$0.01			\$2.00
		22129	MORRIS	STBGP-FLEX-0046 (351)	667	\$0.01	\$0.01	\$7.44	\$3.00
		22122	MORRIS	NHP-0015 (311)	770	\$0.01	\$0.10	\$0.02	\$3.00
		22127	BERGEN	CRRSAA-FLEX-0004 (32	1,610	\$0.01	\$0.01	\$0.01	\$0.50
		22117	PASSAIC	NHP-0020 (301)	12,000	\$0.01	\$0.01	\$0.01	\$0.50
	2022Q3	22137	UNION	NHP-0022 (353)	414	\$0.01	\$0.01	\$1.00	\$3.00
		22149	MORRIS	HSIP-0015 (313)	1,700	\$0.01	\$0.01	\$0.01	\$3.00
	2022Q4	22152	WARREN	CMAQ-0046 (353)	3,910	\$0.01	\$0.02	\$0.01	\$1.00
	2023Q1	22158	ESSEX	NHP-0280 (337)	1,300	\$6.00	\$1.00	\$0.01	\$1.00
-----									
HOT MIX ASPHALT 9.5 M 64 SURFACE COURSE / T									
401042M	2022Q2	22129	MORRIS	STBGP-FLEX-0046 (351)	50	\$165.00	\$155.00	\$333.19	\$140.00
	2023Q1	23403	HUDSON	STATE	2,500	\$124.00	\$130.00	\$105.85	\$100.00
		23402	MORRIS	STATE	2,600	\$122.95	\$113.45	\$141.00	\$100.00
-----									
HOT MIX ASPHALT 9.5 ME SURFACE COURSE / T									
401049M	2022Q2	22129	MORRIS	STBGP-FLEX-0046 (351)	1,628	\$165.00	\$155.00	\$175.22	\$160.00
	2022Q4	22148	PASSAIC	NHFP-HWY-0046 (356)	1,684	\$215.00	\$135.00	\$187.25	\$130.00
	2023Q1	23402	MORRIS	STATE	2,500	\$128.95	\$121.15	\$150.00	\$112.00
		23403	HUDSON	STATE	2,500	\$131.00	\$130.00	\$110.90	\$112.00
-----									
HOT MIX ASPHALT 12.5 M 64 SURFACE COURSE / T									
401054M	2022Q2	22122	MORRIS	NHP-0015 (311)	238	\$150.00	\$140.00	\$162.00	\$180.00

HISTORICAL BID PRICE LISTING  
BY REGION

REGION: N

PAY ITEM	CALENDAR QUARTER	CONTRACT NUMBER	COUNTY LOCATION	PROJECT DESCRIPTION	BID QUANTITY	AWARD PRICE	SECOND BIDDER	THIRD BIDDER	ESTIMATE
HOT MIX ASPHALT 12.5 M 64 SURFACE COURSE / T		22127	BERGEN	CRRSAA-FLEX-0004 (32	645	\$155.00	\$155.00	\$171.72	\$161.00
401054M	(cont)	22123	BERGEN	STBGP-0208 (302)	1,792	\$90.00	\$145.00	\$135.00	\$100.00
		22110	BERGEN	NHP-0017 (307)	5,472	\$111.15	\$134.80	\$112.50	\$105.00
		22117	PASSAIC	NHP-0020 (301)	6,201	\$150.00	\$130.00	\$175.00	\$95.00
		22115	ESSEX	NHP-0021 (353)	7,700	\$105.45	\$127.17	\$122.00	\$95.00
	2022Q3	22137	UNION	NHP-0022 (353)	949	\$133.00	\$210.00	\$230.00	\$136.00
		22149	MORRIS	HSIP-0015 (313)	3,951	\$127.50	\$125.00	\$142.45	\$110.00
	2022Q4	22145	WARREN	NHP-0094 (306)	28	\$811.23			\$150.00
		22152	WARREN	CMAQ-0046 (353)	1,600	\$200.00	\$200.00	\$160.00	\$120.00
	2023Q1	22158	ESSEX	NHP-0280 (337)	2,169	\$173.00	\$160.00	\$135.00	\$100.00
		23403	HUDSON	STATE	5,000	\$130.00	\$125.00	\$129.10	\$101.00
		23403	HUDSON	STATE	5,150	\$88.15	\$93.00	\$125.95	\$121.00
		23402	MORRIS	STATE	5,600	\$133.40	\$123.90	\$140.00	\$101.00
		23401	SUSSEX	STATE	50,409	\$91.70	\$94.00	\$87.25	\$93.74
-----									
HMA 12.5 M E SURFACE COURSE / T									
401061M	2022Q2	22105	UNION	NHP-0439 (303)	776	\$130.00			\$130.00
		22122	MORRIS	NHP-0015 (311)	1,261	\$150.00	\$160.00	\$141.00	\$160.00
		22123	BERGEN	STBGP-0208 (302)	2,680	\$98.00	\$150.00	\$130.00	\$140.00
		22105	UNION	NHP-0439 (303)	9,977	\$130.00			\$130.00
	2023Q1	23402	MORRIS	STATE	1,127	\$93.60	\$122.26	\$122.00	\$100.00
		23403	HUDSON	STATE	1,612	\$100.50	\$114.00	\$131.65	\$148.00
		23403	HUDSON	STATE	5,000	\$142.00	\$131.00	\$136.80	\$115.00
		23402	MORRIS	STATE	5,600	\$143.40	\$142.35	\$149.00	\$115.00
-----									
HOT MIX ASPHALT 12.5 M 64 INTERMEDIATE C / T									
401072M	2022Q2	22129	MORRIS	STBGP-FLEX-0046 (351)	405	\$135.00	\$140.00	\$238.52	\$170.00
		22122	MORRIS	NHP-0015 (311)	502	\$150.00	\$140.00	\$146.00	\$145.00
	2022Q3	22149	MORRIS	HSIP-0015 (313)	2,998	\$127.50	\$115.00	\$165.90	\$110.00



HISTORICAL BID PRICE LISTING  
BY REGION

REGION: N

PAY ITEM	CALENDAR QUARTER	CONTRACT NUMBER	COUNTY LOCATION	PROJECT DESCRIPTION	BID QUANTITY	AWARD PRICE	SECOND BIDDER	THIRD BIDDER	ESTIMATE
-----									
HOT MIX ASPHALT 12.5 M 64 INTERMEDIATE C / T									
401072M	2022Q4	22148	PASSAIC	NHFP-HWY-0046(356)	12	\$285.00	\$300.00	\$187.25	\$160.00
	2023Q1	23403	HUDSON	STATE	1,000	\$85.00	\$142.00	\$93.75	\$104.00
		23402	MORRIS	STATE	1,500	\$85.00	\$84.90	\$103.00	\$104.00
-----									
HMA 12.5 M E INTERMEDIATE COURSE / T									
401079M	2022Q2	22123	BERGEN	STBGP-0208(302)	175	\$98.00	\$250.00	\$130.00	\$120.00
		22117	PASSAIC	NHP-0020(301)	3,926	\$110.00	\$145.00	\$175.00	\$105.00
	2022Q3	22137	UNION	NHP-0022(353)	2,698	\$152.00	\$120.00	\$165.00	\$140.00
-----									
HOT MIX ASPHALT 19 M 64 INTERMEDIATE COU / T									
401084M	2022Q2	22127	BERGEN	CRRSAA-FLEX-0004 (32)	784	\$150.00	\$150.00	\$191.91	\$122.00
	2023Q1	22158	ESSEX	NHP-0280(337)	281	\$162.00	\$173.00	\$130.00	\$120.00
-----									
HOT MIX ASPHALT 19 M 76 INTERMEDIATE COU / T									
401090M	2023Q1	22158	ESSEX	NHP-0280(337)	602	\$178.00	\$186.00	\$160.00	\$157.00
-----									
HOT MIX ASPHALT 19 M 64 BASE COURSE / T									
401096M	2022Q4	22148	PASSAIC	NHFP-HWY-0046(356)	7	\$285.00	\$375.00	\$187.25	\$175.00
-----									
HOT MIX ASPHALT 25 M 64 BASE COURSE / T									
401099M	2022Q2	22123	BERGEN	STBGP-0208(302)	690	\$140.00	\$245.00	\$250.00	\$90.00
		22129	MORRIS	STBGP-FLEX-0046(351)	703	\$135.00	\$115.00	\$236.46	\$220.00
		22127	BERGEN	CRRSAA-FLEX-0004 (32)	1,078	\$149.00	\$149.00	\$184.93	\$109.00
		22122	MORRIS	NHP-0015(311)	2,837	\$135.00	\$160.00	\$118.00	\$95.00
		22117	PASSAIC	NHP-0020(301)	15,950	\$92.00	\$133.00	\$130.00	\$68.00

HISTORICAL BID PRICE LISTING  
BY REGION

REGION: N

PAY ITEM	CALENDAR QUARTER	CONTRACT NUMBER	COUNTY LOCATION	PROJECT DESCRIPTION	BID QUANTITY	AWARD PRICE	SECOND BIDDER	THIRD BIDDER	ESTIMATE
HOT MIX ASPHALT 25 M 64 BASE COURSE / T									
401099M	2022Q3	22149	MORRIS	HSIP-0015 (313)	1,218	\$190.00	\$160.00	\$189.10	\$100.00
		22137	UNION	NHP-0022 (353)	2,419	\$150.00	\$117.00	\$155.00	\$123.00
	2022Q4	22152	WARREN	CMAQ-0046 (353)	80	\$250.00	\$200.00	\$235.00	\$190.00
	2023Q1	23402	MORRIS	STATE	500	\$95.00	\$81.55	\$110.00	\$105.00
		23403	HUDSON	STATE	500	\$95.00	\$153.00	\$82.35	\$105.00
		22158	ESSEX	NHP-0280 (337)	2,311	\$158.00	\$165.00	\$135.00	\$115.00

HISTORICAL BID PRICE LISTING  
BY REGION

REGION: N

PAY ITEM	CALENDAR QUARTER	CONTRACT NUMBER	COUNTY LOCATION	PROJECT DESCRIPTION	BID QUANTITY	AWARD PRICE	SECOND BIDDER	THIRD BIDDER	ESTIMATE
CORE SAMPLES, HOT MIX ASPHALT / U									
401108M	2022Q2	22129	MORRIS	STBGP-FLEX-0046 (351)	15	\$300.00	\$225.00	\$324.91	\$158.00
		22122	MORRIS	NHP-0015 (311)	25	\$110.00	\$300.00	\$110.00	\$150.00
		22123	BERGEN	STBGP-0208 (302)	25	\$300.00	\$385.00	\$325.00	\$100.00
		22127	BERGEN	CRRSAA-FLEX-0004 (32)	40	\$225.00	\$225.00	\$258.01	\$6.00
		22105	UNION	NHP-0439 (303)	55	\$160.00			\$200.00
		22110	BERGEN	NHP-0017 (307)	115	\$125.00	\$300.00	\$115.00	\$150.00
		22115	ESSEX	NHP-0021 (353)	140	\$125.00	\$75.00	\$95.00	\$135.00
		22117	PASSAIC	NHP-0020 (301)	250	\$250.00	\$140.00	\$300.00	\$95.00
	2022Q3	22137	UNION	NHP-0022 (353)	20	\$210.00	\$240.00	\$300.00	\$200.00
		22149	MORRIS	HSIP-0015 (313)	45	\$220.00	\$165.00	\$154.15	\$150.00
		22142	MORRIS	NHP-0080 (335)	50	\$120.00	\$110.00	\$50.00	\$245.00
	2022Q4	22148	PASSAIC	NHFP-HWY-0046 (356)	10	\$150.00	\$325.00	\$195.00	\$300.00
		22152	WARREN	CMAQ-0046 (353)	15	\$300.00	\$500.00	\$330.00	\$196.00
		22154	MORRIS	NHP-0080 (334)	100	\$95.00	\$120.00	\$250.00	\$250.00
	2023Q1	22158	ESSEX	NHP-0280 (337)	40	\$318.00	\$350.00	\$325.00	\$150.00
		23402	MORRIS	STATE	70	\$95.00	\$100.00	\$125.00	\$150.00
		23403	HUDSON	STATE	80	\$95.00	\$150.00	\$125.00	\$140.00
		23401	SUSSEX	STATE	155	\$110.00	\$150.00	\$95.00	\$140.00
		23402	MORRIS	STATE	250	\$95.00	\$0.10	\$1.00	\$111.00
		23403	HUDSON	STATE	250	\$95.00	\$1.00	\$0.10	\$111.00
-----									
HMA LONGITUDINAL JOINT REPAIR / SY									
401113M	2022Q4	22145	WARREN	NHP-0094 (306)	100	\$205.56			\$75.00
	2023Q1	22159	BERGEN	NHP-0017 (310)	300	\$20.00	\$0.25	\$10.00	\$35.00

HISTORICAL BID PRICE LISTING  
 BY REGION

REGION: N

PAY ITEM	CALENDAR QUARTER	CONTRACT NUMBER	COUNTY LOCATION	PROJECT DESCRIPTION	BID QUANTITY	AWARD PRICE	SECOND BIDDER	THIRD BIDDER	ESTIMATE
-----									
ULTRA-THIN FRICTION COURSE / T									
403003M	2023Q1	22159	BERGEN	NHP-0017 (310)	9,756	\$148.00	\$149.15	\$162.44	\$170.00
-----									
POLYMER MODIFIED TACK COAT / GAL									
403005M	2022Q2	22115	ESSEX	NHP-0021 (353)	95,500	\$0.10	\$0.01	\$6.60	\$5.00
	2023Q1	22159	BERGEN	NHP-0017 (310)	52,499	\$0.01	\$7.00	\$7.20	\$4.00

HISTORICAL BID PRICE LISTING  
BY REGION

REGION: N

PAY ITEM	CALENDAR QUARTER	CONTRACT NUMBER	COUNTY LOCATION	PROJECT DESCRIPTION	BID QUANTITY	AWARD PRICE	SECOND BIDDER	THIRD BIDDER	ESTIMATE
STONE MATRIX ASPHALT 12.5 MM SURFACE COU / T									
404006M	2022Q2	22110	BERGEN	NHP-0017 (307)	16,622	\$145.00	\$172.65	\$147.00	\$135.00
		22117	PASSAIC	NHP-0020 (301)	20,436	\$155.00	\$165.00	\$220.00	\$108.00
	2022Q3	22137	UNION	NHP-0022 (353)	1,307	\$210.00	\$175.00	\$205.00	\$142.00
	2023Q1	23403	HUDSON	STATE	1,500	\$167.50	\$170.00	\$161.40	\$140.00
		22158	ESSEX	NHP-0280 (337)	1,710	\$211.00	\$192.00	\$190.00	\$130.00
		23402	MORRIS	STATE	2,000	\$165.40	\$155.10	\$170.00	\$140.00
		23403	HUDSON	STATE	15,903	\$131.15	\$135.00	\$145.60	\$145.00
		23402	MORRIS	STATE	24,405	\$120.50	\$136.00	\$124.00	\$112.00

HISTORICAL BID PRICE LISTING  
BY REGION

REGION: N

PAY ITEM -----	CALENDAR CONTRACT QUARTER NUMBER -----	COUNTY LOCATION -----	PROJECT DESCRIPTION -----	BID QUANTITY -----	AWARD PRICE -----	SECOND BIDDER -----	THIRD BIDDER -----	ESTIMATE -----
UNDERLAYER PREPARATION / SY								
405003P	2022Q2 22127	BERGEN	CRRSAA-FLEX-0004 (32	338	\$2.00	\$2.00	\$13.10	\$8.00

HISTORICAL BID PRICE LISTING  
 BY REGION

REGION: N

PAY ITEM	CALENDAR QUARTER	CONTRACT NUMBER	COUNTY LOCATION	PROJECT DESCRIPTION	BID QUANTITY	AWARD PRICE	SECOND BIDDER	THIRD BIDDER	ESTIMATE
406005M	2022Q2	22115	ESSEX	NHP-0021 (353)	22,800	\$147.45	\$179.66	\$169.00	\$145.00
	2022Q3	22142	MORRIS	NHP-0080 (335)	7,200	\$169.55	\$160.00	\$174.59	\$165.00
	2022Q4	22154	MORRIS	NHP-0080 (334)	18,600	\$149.65	\$150.50	\$200.00	\$175.00
	2023Q1	22158	ESSEX	NHP-0280 (337)	77	\$648.00	\$645.00	\$500.00	\$140.00

HISTORICAL BID PRICE LISTING  
 BY REGION

REGION: N

PAY ITEM	CALENDAR QUARTER	CONTRACT NUMBER	COUNTY LOCATION	PROJECT DESCRIPTION	BID QUANTITY	AWARD PRICE	SECOND BIDDER	THIRD BIDDER	ESTIMATE
BINDER RICH INTERMEDIATE COURSE, 4.75MM / T									
407010M	2022Q2	22117	PASSAIC	NHP-0020 (301)	8,048	\$330.00	\$245.00	\$315.00	\$150.00
	2022Q3	22137	UNION	NHP-0022 (353)	802	\$290.00	\$245.00	\$280.00	\$180.00



HISTORICAL BID PRICE LISTING  
BY REGION

REGION: N

PAY ITEM	CALENDAR QUARTER	CONTRACT NUMBER	COUNTY LOCATION	PROJECT DESCRIPTION	BID QUANTITY	AWARD PRICE	SECOND BIDDER	THIRD BIDDER	ESTIMATE
-----									
MICROPAVING JOINTS / LF									
421007M	2022Q3	22142	MORRIS	NHP-0080 (335)	34,700	\$6.85	\$5.40	\$4.86	\$5.00
	2023Q1	22160	WARREN	0046996	20,309	\$4.92			\$5.00
		22159	BERGEN	NHP-0017 (310)	49,500	\$5.50	\$8.00	\$5.60	\$4.50
-----									
SLURRY SEAL AGGREGATE, TYPE II / T									
421010M	2022Q4	22154	MORRIS	NHP-0080 (334)	3,797	\$159.49	\$120.00	\$71.50	\$150.00
	2023Q1	22160	WARREN	0046996	1,138	\$129.92			\$143.00
-----									
SLURRY SEAL EMULSION / GAL									
421011M	2022Q4	22154	MORRIS	NHP-0080 (334)	104,198	\$14.32	\$13.70	\$6.85	\$15.00
	2023Q1	22160	WARREN	0046996	33,381	\$12.38			\$13.00

HISTORICAL BID PRICE LISTING  
 BY REGION

REGION: N

PAY ITEM	CALENDAR QUARTER	CONTRACT NUMBER	COUNTY LOCATION	PROJECT DESCRIPTION	BID QUANTITY	AWARD PRICE	SECOND BIDDER	THIRD BIDDER	ESTIMATE
-----	-----	-----	-----	-----	-----	-----	-----	-----	-----
FOG SEAL STRIP / LF									
422004M	2022Q2	22117	PASSAIC	NHP-0020 (301)	15,800	\$5.00	\$1.70	\$5.00	\$2.00
	2022Q3	22149	MORRIS	HSIP-0015 (313)	650	\$11.00	\$2.75	\$2.30	\$2.00

HISTORICAL BID PRICE LISTING  
BY REGION

REGION: N

PAY ITEM	CALENDAR QUARTER	CONTRACT NUMBER	COUNTY LOCATION	PROJECT DESCRIPTION	BID QUANTITY	AWARD PRICE	SECOND BIDDER	THIRD BIDDER	ESTIMATE
CHIP SEAL PG88-22FR / SY									
424110M	2022Q3	22142	MORRIS	NHP-0080 (335)	16,200	\$10.63	\$14.25	\$12.96	\$10.00
	2022Q4	22145	WARREN	NHP-0094 (306)	153,765	\$6.92			\$6.00
	2023Q1	22160	WARREN	0046996	553	\$50.00			\$7.00
		22159	BERGEN	NHP-0017 (310)	24,947	\$16.00	\$14.50	\$14.96	\$9.00

HISTORICAL BID PRICE LISTING  
 BY REGION

REGION: N

PAY ITEM -----	CALENDAR QUARTER	CONTRACT NUMBER	COUNTY LOCATION	PROJECT DESCRIPTION	BID QUANTITY	AWARD PRICE	SECOND BIDDER	THIRD BIDDER	ESTIMATE -----
SCRUB SEAL / SY									
425001M	2022Q4	22145	WARREN	NHP-0094 (306)	153,765	\$6.92			\$7.00
	2023Q1	22160	WARREN	0046996	111,194	\$6.92			\$3.00

HISTORICAL BID PRICE LISTING  
 BY REGION

REGION: N

PAY ITEM	CALENDAR CONTRACT QUARTER NUMBER	COUNTY LOCATION	PROJECT DESCRIPTION	BID QUANTITY	AWARD PRICE	SECOND BIDDER	THIRD BIDDER	ESTIMATE
PARTIAL DEPTH CONCRETE REPAIR / SY								
452003M	2023Q1 22158	ESSEX	NHP-0280 (337)	12	\$1,034	\$950	\$850	\$300.00
PARTIAL DEPTH CONCRETE REPAIR, HOT APPL / SY								
452004M	2022Q2 22115	ESSEX	NHP-0021 (353)	223	\$1,180	\$2,309	\$1,100	\$750.00

HISTORICAL BID PRICE LISTING  
BY REGION

REGION: N

PAY ITEM	CALENDAR QUARTER	CONTRACT NUMBER	COUNTY LOCATION	PROJECT DESCRIPTION	BID QUANTITY	AWARD PRICE	SECOND BIDDER	THIRD BIDDER	ESTIMATE
-----									
FULL DEPTH CONCRETE PAVEMENT REPAIR, CON / SY									
453005M	2023Q1	22158	ESSEX	NHP-0280 (337)	247	\$1,699	\$650	\$225	\$750.00
-----									
FULL DEPTH CONCRETE PAVEMENT REPAIR, HMA / SY									
453006M	2022Q2	22117	PASSAIC	NHP-0020 (301)	6,800	\$1.00	\$41.00	\$120.00	\$55.00
	2022Q3	22137	UNION	NHP-0022 (353)	50	\$140.00	\$75.00	\$50.00	\$200.00
	2022Q4	22145	WARREN	NHP-0094 (306)	50	\$500.00			\$210.00
	2023Q1	22159	BERGEN	NHP-0017 (310)	30	\$50.00	\$50.00	\$100.00	\$150.00
		22160	WARREN	0046996	100	\$200.00			\$140.00
		23401	SUSSEX	STATE	100	\$75.00	\$75.00	\$100.00	\$175.00
		23402	MORRIS	STATE	100	\$150.00	\$20.00	\$50.00	\$175.00
		23403	HUDSON	STATE	100	\$50.00	\$1.00	\$25.00	\$150.00
		23403	HUDSON	STATE	375	\$50.00	\$25.00	\$40.00	\$156.00
		23402	MORRIS	STATE	410	\$50.00	\$40.00	\$25.00	\$156.00
-----									
FULL DEPTH CONCRETE PAVEMENT REPAIR, PRE / SY									
453013M	2022Q2	22115	ESSEX	NHP-0021 (353)	180	\$2,285	\$2,263	\$1,300	\$400.00

HISTORICAL BID PRICE LISTING  
 BY REGION

REGION: N

PAY ITEM	CALENDAR QUARTER	CONTRACT NUMBER	COUNTY LOCATION	PROJECT DESCRIPTION	BID QUANTITY	AWARD PRICE	SECOND BIDDER	THIRD BIDDER	ESTIMATE
CLEANING AND SEALING JOINTS AND CRACKS I / LF									
456006M	2022Q2	22115	ESSEX	NHP-0021 (353)	135,000	\$4.35	\$1.65	\$4.70	\$6.00
	2022Q3	22137	UNION	NHP-0022 (353)	2,000	\$1.75	\$6.00	\$3.00	\$5.00

HISTORICAL BID PRICE LISTING  
BY REGION

REGION: N

PAY ITEM	CALENDAR QUARTER	CONTRACT NUMBER	COUNTY LOCATION	PROJECT DESCRIPTION	BID QUANTITY	AWARD PRICE	SECOND BIDDER	THIRD BIDDER	ESTIMATE
-----									
TEMPORARY SHEETING / SF									
501003P	2022Q2	22117	PASSAIC	NHP-0020 (301)	45	\$360.00	\$0.01	\$375.00	\$8.00
		22117	PASSAIC	NHP-0020 (301)	84	\$330.00	\$0.01	\$355.00	\$8.00
		22117	PASSAIC	NHP-0020 (301)	350	\$45.00	\$0.01	\$75.00	\$8.00
		22122	MORRIS	NHP-0015 (311)	1,036	\$1.00	\$1.00	\$40.00	\$80.00
		22123	BERGEN	STBGP-0208 (302)	2,050	\$1.00	\$55.00	\$25.00	\$130.00
		22127	BERGEN	CRRSAA-FLEX-0004 (32)	5,279	\$1.00	\$1.00	\$1.00	\$10.00
		22122	MORRIS	NHP-0015 (311)	5,750	\$1.00	\$1.00	\$140.00	\$55.00
	2022Q3	22137	UNION	NHP-0022 (353)	8,540	\$0.01	\$0.01	\$3.00	\$130.00
	2023Q1	22158	ESSEX	NHP-0280 (337)	156	\$66.00	\$62.00	\$0.01	\$60.00
		22158	ESSEX	NHP-0280 (337)	307	\$143.00	\$150.00	\$0.01	\$60.00
		22158	ESSEX	NHP-0280 (337)	430	\$102.00	\$50.00	\$100.00	\$60.00
		22158	ESSEX	NHP-0280 (337)	6,743	\$155.00	\$60.00	\$100.00	\$60.00
-----									
PERMANENT SHEETING / SF									
501006P	2022Q2	22117	PASSAIC	NHP-0020 (301)	1,734	\$200.00	\$150.00	\$260.00	\$100.00
-----									
TEMPORARY COFFERDAM / LS									
501009P	2022Q2	22122	MORRIS	NHP-0015 (311)	1	\$1,325,000	\$2,683,292	\$985,000	\$350,000



HISTORICAL BID PRICE LISTING  
BY REGION

REGION: N

PAY ITEM	CALENDAR QUARTER	CONTRACT NUMBER	COUNTY LOCATION	PROJECT DESCRIPTION	BID QUANTITY	AWARD PRICE	SECOND BIDDER	THIRD BIDDER	ESTIMATE
FURNISHING EQUIPMENT FOR DRIVING PILES / LS									
502003P	2022Q2	22122	MORRIS	NHP-0015(311)	1	\$150,000	\$300,000	\$198,000	\$150,000
-----									
TEST PILE, FURNISHED / LF									
502009M	2022Q2	22122	MORRIS	NHP-0015(311)	614	\$100.00	\$145.00	\$250.00	\$200.00
-----									
TEST PILE, DRIVEN / LF									
502012M	2022Q2	22122	MORRIS	NHP-0015(311)	614	\$150.00	\$75.00	\$80.00	\$125.00
-----									
DYNAMIC PILE LOAD TEST / U									
502018M	2022Q2	22122	MORRIS	NHP-0015(311)	9	\$3,000	\$2,250	\$5,800	\$2,500
-----									
CAST-IN-PLACE CONCRETE PILE, FURNISHED, / LF									
502030M	2022Q2	22122	MORRIS	NHP-0015(311)	6,821	\$100.00	\$145.00	\$120.00	\$50.00
-----									
CAST-IN-PLACE CONCRETE PILE, DRIVEN, 18" / LF									
502054M	2022Q2	22122	MORRIS	NHP-0015(311)	6,821	\$80.00	\$38.00	\$115.00	\$60.00

HISTORICAL BID PRICE LISTING  
BY REGION

REGION: N

PAY ITEM -----	CALENDAR QUARTER -----	CONTRACT NUMBER -----	COUNTY LOCATION -----	PROJECT DESCRIPTION -----	BID QUANTITY -----	AWARD PRICE -----	SECOND BIDDER -----	THIRD BIDDER -----	ESTIMATE -----
PILE SHOE / U									
502207M	2022Q2	22122	MORRIS	NHP-0015(311)	126	\$750.00	\$450.00	\$500.00	\$150.00

HISTORICAL BID PRICE LISTING  
 BY REGION

REGION: N

PAY ITEM	CALENDAR QUARTER	CONTRACT NUMBER	COUNTY LOCATION	PROJECT DESCRIPTION	BID QUANTITY	AWARD PRICE	SECOND BIDDER	THIRD BIDDER	ESTIMATE
-----	-----	-----	-----	-----	-----	-----	-----	-----	-----
RESTRIKE WITH PDA AND CAPWAP ANALYSIS / U									
502307M	2022Q2	22122	MORRIS	NHP-0015(311)	2	\$15,000	\$12,000	\$6,500	\$5,000

HISTORICAL BID PRICE LISTING  
BY REGION

REGION: N

PAY ITEM	CALENDAR QUARTER	CONTRACT NUMBER	COUNTY LOCATION	PROJECT DESCRIPTION	BID QUANTITY	AWARD PRICE	SECOND BIDDER	THIRD BIDDER	ESTIMATE
FURNISHING DRILLED SHAFT EQUIPMENT / LS									
503003P	2022Q2	22117	PASSAIC	NHP-0020 (301)	1	\$55,000	\$100,000	\$15,000	\$15,000
		22117	PASSAIC	NHP-0020 (301)	1	\$8,500	\$100,000	\$25,000	\$6,000
		22117	PASSAIC	NHP-0020 (301)	1	\$8,500	\$100,000	\$25,000	\$6,000
		22117	PASSAIC	NHP-0020 (301)	1	\$8,500	\$100,000	\$25,000	\$6,000
		22117	PASSAIC	NHP-0020 (301)	1	\$8,500	\$100,000	\$150,000	\$15,000
	2023Q1	22158	ESSEX	NHP-0280 (337)	1	\$13,025	\$12,300	\$13,000	\$75,000
		22158	ESSEX	NHP-0280 (337)	1	\$6,512	\$6,150	\$13,000	\$25,000
CROSSHOLE SONIC LOGGING / U									
503012M	2022Q2	22117	PASSAIC	NHP-0020 (301)	1	\$5,000	\$4,450	\$5,000	\$340.00
		22117	PASSAIC	NHP-0020 (301)	1	\$5,000	\$4,400	\$5,000	\$340.00
		22117	PASSAIC	NHP-0020 (301)	1	\$5,000	\$4,400	\$5,000	\$340.00
		22117	PASSAIC	NHP-0020 (301)	4	\$5,000	\$3,750	\$3,000	\$565.00
	2023Q1	22158	ESSEX	NHP-0280 (337)	1	\$4,236	\$4,000	\$4,100	\$3,000
		22158	ESSEX	NHP-0280 (337)	4	\$4,236	\$4,000	\$3,500	\$3,000
SHAFT CORING / LF									
503015M	2022Q2	22117	PASSAIC	NHP-0020 (301)	4	\$160.00	\$565.00	\$625.00	\$55.00
		22117	PASSAIC	NHP-0020 (301)	5	\$160	\$562	\$5,625	\$55.00
		22117	PASSAIC	NHP-0020 (301)	5	\$160.00	\$560.00	\$625.00	\$55.00
		22117	PASSAIC	NHP-0020 (301)	29	\$160.00	\$575.00	\$140.00	\$55.00
	2023Q1	22158	ESSEX	NHP-0280 (337)	31	\$159.00	\$150.00	\$100.00	\$250.00
		22158	ESSEX	NHP-0280 (337)	33	\$159.00	\$150.00	\$100.00	\$250.00
DRILLED SHAFT IN SOIL 36" DIAMETER / LF									
503018M	2022Q2	22117	PASSAIC	NHP-0020 (301)	116	\$1,600	\$780	\$1,700	\$785.00
	2023Q1	22158	ESSEX	NHP-0280 (337)	132	\$1,350	\$1,275	\$900	\$1,200
DRILLED SHAFT IN SOIL 48" DIAMETER / LF									
503021M	2022Q2	22117	PASSAIC	NHP-0020 (301)	655	\$1,500	\$525	\$250	\$1,500

HISTORICAL BID PRICE LISTING  
BY REGION

REGION: N

PAY ITEM	CALENDAR QUARTER	CONTRACT NUMBER	COUNTY LOCATION	PROJECT DESCRIPTION	BID QUANTITY	AWARD PRICE	SECOND BIDDER	THIRD BIDDER	ESTIMATE
-----									
DRILLED SHAFT IN SOIL 60" DIAMETER / LF									
503027M	2022Q2	22117	PASSAIC	NHP-0020 (301)	21	\$2,650	\$1,525	\$3,100	\$1,185
		22117	PASSAIC	NHP-0020 (301)	23	\$2,310	\$1,500	\$2,500	\$1,185
		22117	PASSAIC	NHP-0020 (301)	29	\$2,310	\$1,500	\$1,200	\$1,185
	2023Q1	22158	ESSEX	NHP-0280 (337)	31	\$1,853	\$1,750	\$2,200	\$2,000
-----									
DRILLED SHAFT IN ROCK 36" DIAMETER / LF									
503033M	2022Q2	22127	BERGEN	CRRSAA-FLEX-0004 (32	60	\$500	\$500	\$2,015	\$1,025
-----									
DRILLED SHAFT IN ROCK, 42" DIAMETER / LF									
503035M	2022Q2	22117	PASSAIC	NHP-0020 (301)	400	\$3,000	\$650	\$600	\$925.00
-----									
DRILLED SHAFT IN ROCK 60" DIAMETER / LF									
503042M	2022Q2	22117	PASSAIC	NHP-0020 (301)	10	\$4,800	\$1,675	\$5,200	\$4,000
-----									
OBSTRUCTION REMOVAL / LF									
503048M	2023Q1	22158	ESSEX	NHP-0280 (337)	3	\$392	\$370	\$4,500	\$1,200
-----									
TOMOGRAPHY / U									
503051M	2022Q2	22117	PASSAIC	NHP-0020 (301)	1	\$1,800	\$2,900	\$3,200	\$750.00
		22117	PASSAIC	NHP-0020 (301)	1	\$1,800	\$2,900	\$3,000	\$750.00
		22117	PASSAIC	NHP-0020 (301)	1	\$1,800	\$2,900	\$5,000	\$750.00
		22117	PASSAIC	NHP-0020 (301)	1	\$1,800	\$2,900	\$1,400	\$750.00
	2023Q1	22158	ESSEX	NHP-0280 (337)	1	\$1,827	\$1,725	\$2,700	\$3,000
		22158	ESSEX	NHP-0280 (337)	4	\$1,827	\$1,725	\$2,700	\$3,000

HISTORICAL BID PRICE LISTING  
BY REGION

REGION: N

PAY ITEM	CALENDAR QUARTER	CONTRACT NUMBER	COUNTY LOCATION	PROJECT DESCRIPTION	BID QUANTITY	AWARD PRICE	SECOND BIDDER	THIRD BIDDER	ESTIMATE
REINFORCEMENT STEEL / LB									
504003P	2022Q2	22122	MORRIS	NHP-0015 (311)	23,500	\$3.00	\$2.20	\$2.00	\$2.50
		22127	BERGEN	CRRSAA-FLEX-0004 (32)	34,440	\$2.00	\$2.00	\$3.02	\$2.00
	2023Q1	22158	ESSEX	NHP-0280 (337)	500	\$4.00	\$1.70	\$9.00	\$2.50
REINFORCEMENT STEEL, EPOXY-COATED / LB									
504006P	2022Q2	22117	PASSAIC	NHP-0020 (301)	1,728	\$2.50	\$2.40	\$2.25	\$3.00
		22117	PASSAIC	NHP-0020 (301)	2,680	\$2.50	\$2.40	\$3.00	\$3.00
		22123	BERGEN	STBGP-0208 (302)	3,450	\$5.00	\$5.00	\$3.00	\$3.00
		22117	PASSAIC	NHP-0020 (301)	3,882	\$2.50	\$2.40	\$2.00	\$3.00
		22117	PASSAIC	NHP-0020 (301)	3,966	\$2.50	\$2.40	\$3.00	\$3.00
		22117	PASSAIC	NHP-0020 (301)	5,271	\$2.50	\$2.40	\$3.00	\$3.00
		22117	PASSAIC	NHP-0020 (301)	40,005	\$3.00	\$2.40	\$4.00	\$3.00
		22127	BERGEN	CRRSAA-FLEX-0004 (32)	66,652	\$2.10	\$2.10	\$3.09	\$2.50
	22122	MORRIS	NHP-0015 (311)	85,000	\$4.00	\$2.40	\$2.20	\$2.75	
	2022Q3	22137	UNION	NHP-0022 (353)	22,000	\$2.75	\$3.25	\$3.00	\$3.00
	2023Q1	22158	ESSEX	NHP-0280 (337)	2,042	\$2.00	\$2.00	\$3.00	\$3.00
		22158	ESSEX	NHP-0280 (337)	2,678	\$2.00	\$2.00	\$3.00	\$3.00
		22158	ESSEX	NHP-0280 (337)	494,670	\$3.00	\$2.20	\$2.60	\$3.00
DRILL AND GROUT REINFORCEMENT STEEL / LF									
504010P	2022Q2	22123	BERGEN	STBGP-0208 (302)	15	\$125.00	\$100.00	\$60.00	\$50.00
		22122	MORRIS	NHP-0015 (311)	30	\$60.00	\$35.00	\$250.00	\$105.00
	2023Q1	22158	ESSEX	NHP-0280 (337)	470	\$36.00	\$30.00	\$40.00	\$73.00
CONCRETE FOOTING / CY									
504015P	2022Q2	22117	PASSAIC	NHP-0020 (301)	2	\$2,500	\$1,350	\$6,000	\$650.00
		22117	PASSAIC	NHP-0020 (301)	3	\$2,500	\$1,200	\$3,000	\$650.00
		22117	PASSAIC	NHP-0020 (301)	4	\$2,500	\$1,250	\$3,000	\$650.00

HISTORICAL BID PRICE LISTING  
BY REGION

REGION: N

PAY ITEM	CALENDAR QUARTER	CONTRACT NUMBER	COUNTY LOCATION	PROJECT DESCRIPTION	BID QUANTITY	AWARD PRICE	SECOND BIDDER	THIRD BIDDER	ESTIMATE
-----									
CONCRETE FOOTING / CY									
504015P	(cont)	22117	PASSAIC	NHP-0020 (301)	17	\$2,600	\$535	\$2,500	\$650.00
		22127	BERGEN	CRRSAA-FLEX-0004 (32	356	\$950	\$950	\$1,015	\$653.00
		22122	MORRIS	NHP-0015 (311)	384	\$1,000	\$400	\$900	\$700.00
	2022Q3	22137	UNION	NHP-0022 (353)	180	\$400.00	\$485.00	\$700.00	\$1,000
	2023Q1	22158	ESSEX	NHP-0280 (337)	11	\$1,044	\$1,100	\$2,000	\$520.00
-----									
CONCRETE WING WALL / CY									
504018P	2022Q2	22127	BERGEN	CRRSAA-FLEX-0004 (32	37	\$2,000	\$2,000	\$1,782	\$2,000
		22122	MORRIS	NHP-0015 (311)	191	\$1,500	\$1,600	\$2,300	\$1,050
	2022Q3	22137	UNION	NHP-0022 (353)	30	\$1,200	\$1,750	\$2,400	\$2,400
	2023Q1	22158	ESSEX	NHP-0280 (337)	8	\$1,894	\$2,000	\$3,000	\$1,800
-----									
CONCRETE ABUTMENT WALL / CY									
504024P	2022Q2	22122	MORRIS	NHP-0015 (311)	214	\$1,500	\$1,600	\$2,350	\$1,150
		22127	BERGEN	CRRSAA-FLEX-0004 (32	373	\$950.00	\$950.00	\$996.07	\$1,050
	2023Q1	22158	ESSEX	NHP-0280 (337)	60	\$1,956	\$1,400	\$3,500	\$1,800
-----									
CONCRETE PIER COLUMN AND CAP, HPC / CY									
504026P	2022Q2	22117	PASSAIC	NHP-0020 (301)	4	\$3,575	\$1,500	\$3,800	\$1,590
		22117	PASSAIC	NHP-0020 (301)	7	\$3,575	\$1,300	\$3,500	\$1,590
		22117	PASSAIC	NHP-0020 (301)	7	\$3,575	\$1,200	\$3,800	\$1,590
		22117	PASSAIC	NHP-0020 (301)	25	\$3,575	\$650	\$2,200	\$1,590
		22117	PASSAIC	NHP-0020 (301)	27	\$2,915	\$920	\$3,000	\$1,590
	2023Q1	22158	ESSEX	NHP-0280 (337)	7	\$4,077	\$3,500	\$1,300	\$2,000
		22158	ESSEX	NHP-0280 (337)	23	\$4,077	\$3,850	\$1,000	\$2,000
-----									
CONCRETE PIER COLUMN AND CAP / CY									
504027P	2023Q1	22158	ESSEX	NHP-0280 (337)	58	\$1,022	\$1,400	\$2,000	\$2,800

HISTORICAL BID PRICE LISTING  
BY REGION

REGION: N

PAY ITEM	CALENDAR QUARTER	CONTRACT NUMBER	COUNTY LOCATION	PROJECT DESCRIPTION	BID QUANTITY	AWARD PRICE	SECOND BIDDER	THIRD BIDDER	ESTIMATE
-----									
EPOXY WATERPROOFING / SY									
504036P	2022Q2	22117	PASSAIC	NHP-0020 (301)	4	\$200.00	\$80.00	\$225.00	\$70.00
		22117	PASSAIC	NHP-0020 (301)	11	\$200.00	\$47.00	\$225.00	\$70.00
		22117	PASSAIC	NHP-0020 (301)	17	\$200.00	\$45.00	\$225.00	\$70.00
		22117	PASSAIC	NHP-0020 (301)	17	\$200.00	\$41.00	\$170.00	\$70.00
		22117	PASSAIC	NHP-0020 (301)	31	\$200.00	\$48.00	\$225.00	\$70.00
		22122	MORRIS	NHP-0015 (311)	65	\$100.00	\$60.00	\$30.00	\$70.00
		22127	BERGEN	CRRSAA-FLEX-0004 (32	73	\$55.00	\$55.00	\$59.63	\$56.00
	2023Q1	22158	ESSEX	NHP-0280 (337)	249	\$64.00	\$30.00	\$50.00	\$94.00
		21410	BERGEN	NHP-D00S (642)	605	\$50.00	\$60.00	\$58.00	\$75.00
		22450	MORRIS	NHP-0040 (314)	6,088	\$50.00	\$60.00	\$83.00	\$51.00
-----									
CONCRETE STAINING / SY									
504048P	2022Q2	22117	PASSAIC	NHP-0020 (301)	1,275	\$28.00	\$35.00	\$55.00	\$25.00



HISTORICAL BID PRICE LISTING  
 BY REGION

REGION: N

PAY ITEM	CALENDAR QUARTER	CONTRACT NUMBER	COUNTY LOCATION	PROJECT DESCRIPTION	BID QUANTITY	AWARD PRICE	SECOND BIDDER	THIRD BIDDER	ESTIMATE
PRESTRESSED CONCRETE BOX BEAM, (TYPE BI- / LF									
505027P	2022Q2	22122	MORRIS	NHP-0015 (311)	458	\$600	\$1,850	\$850	\$375.00
-----									
PRECAST CONCRETE CULVERT / LF									
505057P	2022Q3	22137	UNION	NHP-0022 (353)	105	\$13,450	\$4,700	\$18,500	\$5,200
-----									
PRECAST CONCRETE RELIEF SLAB / CY									
505059P	2022Q2	22129	MORRIS	STBGP-FLEX-0046 (351)	12	\$4,300	\$3,000	\$4,935	\$2,500

HISTORICAL BID PRICE LISTING  
BY REGION

REGION: N

PAY ITEM	CALENDAR QUARTER	CONTRACT NUMBER	COUNTY LOCATION	PROJECT DESCRIPTION	BID QUANTITY	AWARD PRICE	SECOND BIDDER	THIRD BIDDER	ESTIMATE
-----									
STRUCTURAL STEEL / LS									
506003P	2022Q2	22122	MORRIS	NHP-0015 (311)	1	\$15,000	\$95,000	\$22,000	\$14,000
		22127	BERGEN	CRRSAA-FLEX-0004 (32	1	\$4,900,000	\$4,900,000	\$5,192,092	\$4,267,526
	2022Q4	22148	PASSAIC	NHFP-HWY-0046 (356)	1	\$195,000	\$100,000	\$266,500	\$25,000
		22148	PASSAIC	NHFP-HWY-0046 (356)	1	\$28,000	\$25,000	\$37,700	\$27,000
		22148	PASSAIC	NHFP-HWY-0046 (356)	1	\$28,000	\$30,000	\$39,000	\$28,000
		22148	PASSAIC	NHFP-HWY-0046 (356)	1	\$42,500	\$40,000	\$46,800	\$31,000
		22148	PASSAIC	NHFP-HWY-0046 (356)	1	\$67,000	\$100,000	\$236,600	\$60,000
	2023Q1	22158	ESSEX	NHP-0280 (337)	1	\$1,772,050	\$1,200,000	\$2,500,000	\$301,000
-----									
REINFORCED ELASTOMERIC BEARING ASSEMBLY / U									
506006P	2022Q2	22122	MORRIS	NHP-0015 (311)	16	\$2,000	\$4,000	\$1,800	\$3,000
		22127	BERGEN	CRRSAA-FLEX-0004 (32	20	\$10,000	\$10,000	\$10,194	\$4,304
	2023Q1	22158	ESSEX	NHP-0280 (337)	120	\$9,721	\$13,500	\$16,000	\$4,260
-----									
SHEAR CONNECTOR / U									
506012P	2022Q2	22127	BERGEN	CRRSAA-FLEX-0004 (32	7,712	\$5.50	\$5.50	\$6.02	\$6.00
	2023Q1	22158	ESSEX	NHP-0280 (337)	15,960	\$7.00	\$7.00	\$8.00	\$8.00
-----									
LUBRICATE BEARING / U									
506013P	2023Q1	21410	BERGEN	NHP-D00S (642)	2	\$100.00	\$40.00	\$87.00	\$2,000
		22450	MORRIS	NHP-0040 (314)	1,138	\$40.00	\$50.00	\$76.00	\$150.00
-----									
STEEL REPAIR, TYPE ___ / U									
506040P	2023Q1	22158	ESSEX	NHP-0280 (337)	6	\$6,025	\$1,300	\$5,000	\$9,500
-----									
STRONGBACK / LS									
506068P	2022Q2	22127	BERGEN	CRRSAA-FLEX-0004 (32	1	\$915,000	\$915,000	\$929,807	\$465,839

HISTORICAL BID PRICE LISTING  
 BY REGION

REGION: N

PAY ITEM	CALENDAR QUARTER	CONTRACT NUMBER	COUNTY LOCATION	PROJECT DESCRIPTION	BID QUANTITY	AWARD PRICE	SECOND BIDDER	THIRD BIDDER	ESTIMATE
-----									
TEMPORARY BEAM / LS									
506070P	2022Q2	22122	MORRIS	NHP-0015 (311)	1	\$10,000	\$95,000	\$155,000	\$70,000
-----									
DOWEL / U									
506090P	2022Q2	22127	BERGEN	CRRSAA-FLEX-0004 (32	360	\$55.00	\$55.00	\$134.60	\$165.00

HISTORICAL BID PRICE LISTING  
BY REGION

REGION: N

PAY ITEM	CALENDAR QUARTER	CONTRACT NUMBER	COUNTY LOCATION	PROJECT DESCRIPTION	BID QUANTITY	AWARD PRICE	SECOND BIDDER	THIRD BIDDER	ESTIMATE
STRIP SEAL EXPANSION JOINT ASSEMBLY / LF									
507015P	2022Q2	22122	MORRIS	NHP-0015 (311)	89	\$500.00	\$650.00	\$550.00	\$410.00
		22127	BERGEN	CRRSAA-FLEX-0004 (32	143	\$900	\$900	\$1,022	\$490.00
	2023Q1	22158	ESSEX	NHP-0280 (337)	406	\$1,069	\$700	\$600	\$563.00
-----									
CONCRETE BRIDGE DECK, HPC / CY									
507024P	2022Q2	22122	MORRIS	NHP-0015 (311)	141	\$2,000	\$3,200	\$4,200	\$1,450
	2023Q1	22158	ESSEX	NHP-0280 (337)	1,615	\$1,800	\$1,100	\$3,000	\$1,410
-----									
DATE PANEL / U									
507027M	2022Q2	22127	BERGEN	CRRSAA-FLEX-0004 (32	2	\$4,000	\$4,000	\$2,178	\$1,100
	2022Q3	22137	UNION	NHP-0022 (353)	2	\$3,000	\$2,600	\$1,500	\$2,000
	2023Q1	22158	ESSEX	NHP-0280 (337)	2	\$1,813	\$1,000	\$3,000	\$1,450
-----									
CONCRETE BRIDGE SIDEWALK, HPC / CY									
507033P	2022Q2	22122	MORRIS	NHP-0015 (311)	35	\$900	\$200	\$1,400	\$950.00
		22127	BERGEN	CRRSAA-FLEX-0004 (32	63	\$1,250	\$1,250	\$1,374	\$800.00
	2022Q3	22137	UNION	NHP-0022 (353)	60	\$300	\$1,100	\$800	\$1,300
-----									
CONCRETE BRIDGE PARAPET / LF									
507036P	2023Q1	22450	MORRIS	NHP-0040 (314)	150	\$150.00	\$800.00	\$560.00	\$1,000
-----									
BARRIER PARAPET MODIFICATIONS / LF									
507037P	2022Q2	22128	ESSEX	NHP-D00S (591)	23	\$2,950	\$2,375		\$1,900

HISTORICAL BID PRICE LISTING  
BY REGION

REGION: N

PAY ITEM	CALENDAR QUARTER	CONTRACT NUMBER	COUNTY LOCATION	PROJECT DESCRIPTION	BID QUANTITY	AWARD PRICE	SECOND BIDDER	THIRD BIDDER	ESTIMATE
CONCRETE BRIDGE PARAPET WITH MOMENT SLAB / LF									
507038P	2023Q1	22158	ESSEX	NHP-0280 (337)	216	\$625	\$1,200	\$1,000	\$888.00
		22158	ESSEX	NHP-0280 (337)	678	\$664.00	\$850.00	\$950.00	\$888.00
CONCRETE BRIDGE PARAPET, HPC / LF									
507039P	2022Q2	22117	PASSAIC	NHP-0020 (301)	10	\$1,500	\$350	\$1,200	\$440.00
		22117	PASSAIC	NHP-0020 (301)	10	\$1,500	\$305	\$1,200	\$440.00
		22117	PASSAIC	NHP-0020 (301)	20	\$1,100	\$400	\$1,200	\$440.00
		22117	PASSAIC	NHP-0020 (301)	27	\$1,100	\$300	\$2,400	\$440.00
		22122	MORRIS	NHP-0015 (311)	30	\$2,000	\$1,500	\$1,600	\$500.00
		22127	BERGEN	CRRSAA-FLEX-0004 (32	493	\$380.00	\$380.00	\$427.72	\$300.00
	2022Q3	22137	UNION	NHP-0022 (353)	42	\$1,300	\$675	\$800	\$600.00
	2023Q1	22158	ESSEX	NHP-0280 (337)	2,085	\$261.00	\$320.00	\$250.00	\$341.00
CONCRETE SLEEPER SLAB / CY									
507050M	2022Q2	22122	MORRIS	NHP-0015 (311)	46	\$1,200	\$1,200	\$1,400	\$720.00
CONCRETE BRIDGE APPROACH / CY									
507051P	2022Q2	22127	BERGEN	CRRSAA-FLEX-0004 (32	165	\$1,400	\$1,400	\$1,565	\$914.00
	2023Q1	22158	ESSEX	NHP-0280 (337)	190	\$1,227	\$1,000	\$800	\$1,100
CONCRETE BRIDGE RELIEF SLAB / SY									
507054P	2022Q2	22122	MORRIS	NHP-0015 (311)	247	\$400.00	\$300.00	\$500.00	\$400.00
CONC BRD DECK, LIGHTWEIGHT CORROSION / CY									
507075P	2022Q2	22127	BERGEN	CRRSAA-FLEX-0004 (32	299	\$2,250	\$2,250	\$500	\$1,100

HISTORICAL BID PRICE LISTING  
 BY REGION

REGION: N

PAY ITEM	CALENDAR QUARTER	CONTRACT NUMBER	COUNTY LOCATION	PROJECT DESCRIPTION	BID QUANTITY	AWARD PRICE	SECOND BIDDER	THIRD BIDDER	ESTIMATE
STEEL 4 BAR BRIDGE RAILING / LF									
507085P	2022Q2	22122	MORRIS	NHP-0015 (311)	237	\$425.00	\$350.00	\$410.00	\$375.00
	2022Q3	22137	UNION	NHP-0022 (353)	90	\$420.00	\$375.00	\$400.00	\$500.00

HISTORICAL BID PRICE LISTING  
 BY REGION

REGION: N

PAY ITEM -----	CALENDAR CONTRACT QUARTER NUMBER -----	COUNTY LOCATION -----	PROJECT DESCRIPTION -----	BID QUANTITY -----	AWARD PRICE -----	SECOND BIDDER -----	THIRD BIDDER -----	ESTIMATE -----
CONCRETE BRIDGE DECK, UHPC / CY								
507123P	2023Q1 22158	ESSEX	NHP-0280 (337)	5	\$30,651	\$25,000	\$35,000	\$13,700

HISTORICAL BID PRICE LISTING  
 BY REGION

REGION: N

PAY ITEM	CALENDAR QUARTER	CONTRACT NUMBER	COUNTY LOCATION	PROJECT DESCRIPTION	BID QUANTITY	AWARD PRICE	SECOND BIDDER	THIRD BIDDER	ESTIMATE
-----									
INLET FRAME AND GRATE / U									
508003M	2022Q3	22137	UNION	NHP-0022 (353)	5	\$1,600	\$2,000	\$1,250	\$3,000
-----									
CLEAN EXISTING SCUPPERS AND PIPES / U									
508005M	2023Q1	22450	MORRIS	NHP-0040 (314)	8	\$50.00	\$500.00	\$145.00	\$250.00
		21410	BERGEN	NHP-D00S (642)	1,540	\$160.00	\$200.00	\$341.00	\$350.00
-----									
SCUPPER / U									
508006M	2023Q1	22158	ESSEX	NHP-0280 (337)	8	\$5,164	\$5,000	\$6,400	\$5,200



HISTORICAL BID PRICE LISTING  
 BY REGION

REGION: N

PAY ITEM	CALENDAR CONTRACT QUARTER NUMBER	COUNTY LOCATION	PROJECT DESCRIPTION	BID QUANTITY	AWARD PRICE	SECOND BIDDER	THIRD BIDDER	ESTIMATE
-----	-----	-----	-----	-----	-----	-----	-----	-----
_____ " FIBERGLASS PIPE / LF								
508902P	2023Q1 22158	ESSEX	NHP-0280 (337)	440	\$226.00	\$150.00	\$170.00	\$320.00

HISTORICAL BID PRICE LISTING  
 BY REGION

REGION: N

PAY ITEM	CALENDAR QUARTER	CONTRACT NUMBER	COUNTY LOCATION	PROJECT DESCRIPTION	BID QUANTITY	AWARD PRICE	SECOND BIDDER	THIRD BIDDER	ESTIMATE
CHAIN-LINK FENCE, TYPE I, ZINC-COATED / LF									
509097P	2022Q2	22127	BERGEN	CRRSAA-FLEX-0004 (32	424	\$200.00	\$200.00	\$318.43	\$250.00

HISTORICAL BID PRICE LISTING  
 BY REGION

REGION: N

PAY ITEM	CALENDAR QUARTER	CONTRACT NUMBER	COUNTY LOCATION	PROJECT DESCRIPTION	BID QUANTITY	AWARD PRICE	SECOND BIDDER	THIRD BIDDER	ESTIMATE
BRIDGE COMB RAILING (1 RAIL, STEEL) / LF									
509150P	2022Q2	22127	BERGEN	CRRSAA-FLEX-0004 (32	504	\$175.00	\$175.00	\$197.84	\$160.00

HISTORICAL BID PRICE LISTING  
 BY REGION

REGION: N

PAY ITEM	CALENDAR QUARTER	CONTRACT NUMBER	COUNTY LOCATION	PROJECT DESCRIPTION	BID QUANTITY	AWARD PRICE	SECOND BIDDER	THIRD BIDDER	ESTIMATE
-----									
CANTILEVER SIGN SUPPORT, STRUCTURE NO. _ / U									
512003M	2022Q2	22117	PASSAIC	NHP-0020 (301)	1	\$128,000	\$250,000	\$150,000	\$115,000
		22117	PASSAIC	NHP-0020 (301)	1	\$115,000	\$250,000	\$150,000	\$110,000
		22117	PASSAIC	NHP-0020 (301)	1	\$102,000	\$250,000	\$150,000	\$110,000
		22117	PASSAIC	NHP-0020 (301)	1	\$102,000	\$250,000	\$150,000	\$110,000
	2023Q1	22158	ESSEX	NHP-0280 (337)	1	\$115,742	\$105,000	\$100,000	\$100,000
-----									
INSTALL CANTILEVER SIGN SUPPORT NO. ___ / U									
512005M	2022Q4	22148	PASSAIC	NHFP-HWY-0046 (356)	1	\$43,500	\$75,000	\$59,500	\$40,000
-----									
OVERHEAD SIGN SUPPORT, STRUCTURE NO. ___ / U									
512012M	2022Q2	22117	PASSAIC	NHP-0020 (301)	1	\$182,000	\$400,000	\$250,000	\$170,000
	2023Q1	22158	ESSEX	NHP-0280 (337)	1	\$185,314	\$170,000	\$175,000	\$165,000

HISTORICAL BID PRICE LISTING  
 BY REGION

REGION: N

PAY ITEM	CALENDAR QUARTER	CONTRACT NUMBER	COUNTY LOCATION	PROJECT DESCRIPTION	BID QUANTITY	AWARD PRICE	SECOND BIDDER	THIRD BIDDER	ESTIMATE
-----									
RETAINING WALL, LOCATION NO. ____ / SF									
513003P	2023Q1	22158	ESSEX	NHP-0280 (337)	3,261	\$198.00	\$160.00	\$300.00	\$305.00
-----									
RETAINING WALL, CAST-IN-PLACE, LOCATION / SF									
513006P	2022Q2	22117	PASSAIC	NHP-0020 (301)	8,205	\$220.00	\$285.00	\$628.00	\$190.00
-----									
LANDSCAPE RETAINING WALL / SF									
513015P	2022Q2	22129	MORRIS	STBGP-FLEX-0046 (351)	560	\$100.00	\$175.00	\$116.75	\$230.00

HISTORICAL BID PRICE LISTING  
 BY REGION

REGION: N

PAY ITEM	CALENDAR QUARTER	CONTRACT NUMBER	COUNTY LOCATION	PROJECT DESCRIPTION	BID QUANTITY	AWARD PRICE	SECOND BIDDER	THIRD BIDDER	ESTIMATE
-----									
TEMPORARY SUPPORT / LS									
514015P	2022Q2	22127	BERGEN	CRRSAA-FLEX-0004 (32	1	\$250,000	\$250,000	\$172,800	\$93,797
		22127	BERGEN	CRRSAA-FLEX-0004 (32	1	\$15,000	\$15,000	\$151,503	\$33,116
-----									
TEMPORARY SUPPORTS / LS									
514016P	2023Q1	22158	ESSEX	NHP-0280 (337)	1	\$1,472,883	\$900,000	\$600,000	\$795,000
-----									
TEMPORARY STRUCTURE, UTILITIES SUPPORT / LS									
514017P	2022Q3	22137	UNION	NHP-0022 (353)	1	\$30,000	\$31,000	\$145,000	\$30,000

HISTORICAL BID PRICE LISTING  
BY REGION

REGION: N

PAY ITEM	CALENDAR QUARTER	CONTRACT NUMBER	COUNTY LOCATION	PROJECT DESCRIPTION	BID QUANTITY	AWARD PRICE	SECOND BIDDER	THIRD BIDDER	ESTIMATE
CONCRETE DECK REPAIR, TYPE B / SF									
551006M	2022Q2	22117	PASSAIC	NHP-0020 (301)	675	\$135.00	\$95.00	\$120.00	\$105.00
	2023Q1	22158	ESSEX	NHP-0280 (337)	800	\$96.00	\$180.00	\$125.00	\$125.00
		22450	MORRIS	NHP-0040 (314)	6,900	\$90.00	\$90.00	\$108.00	\$100.00
		21410	BERGEN	NHP-D00S (642)	7,300	\$85.00	\$140.00	\$125.00	\$130.00
-----									
CONCRETE DECK REPAIR, TYPE C / SF									
551009M	2023Q1	22158	ESSEX	NHP-0280 (337)	200	\$251.00	\$300.00	\$200.00	\$250.00
		22450	MORRIS	NHP-0040 (314)	400	\$30.00	\$200.00	\$255.00	\$350.00
		21410	BERGEN	NHP-D00S (642)	500	\$152.00	\$130.00	\$200.00	\$250.00
-----									
PARAPET MODIFICATIONS / LF									
551080P	2022Q2	22128	ESSEX	NHP-D00S (591)	6	\$3,500	\$4,150		\$1,800
		22117	PASSAIC	NHP-0020 (301)	10	\$3,500	\$2,968	\$1,325	\$2,000
		22128	ESSEX	NHP-D00S (591)	12	\$3,500	\$4,150		\$1,800
		22117	PASSAIC	NHP-0020 (301)	13	\$2,000	\$2,215	\$1,200	\$2,000
		22117	PASSAIC	NHP-0020 (301)	13	\$2,000	\$2,215	\$1,200	\$2,000
		22117	PASSAIC	NHP-0020 (301)	14	\$2,600	\$3,710	\$1,100	\$2,000
		22117	PASSAIC	NHP-0020 (301)	22	\$2,000	\$2,250	\$1,000	\$2,000
		22117	PASSAIC	NHP-0020 (301)	26	\$2,000	\$2,450	\$1,000	\$2,000
		22117	PASSAIC	NHP-0020 (301)	26	\$2,000	\$2,155	\$1,200	\$2,000
		22117	PASSAIC	NHP-0020 (301)	36	\$2,000	\$2,425	\$1,000	\$2,000
		22117	PASSAIC	NHP-0020 (301)	39	\$2,000	\$2,415	\$1,000	\$2,000

HISTORICAL BID PRICE LISTING  
 BY REGION

REGION: N

PAY ITEM	CALENDAR QUARTER	CONTRACT NUMBER	COUNTY LOCATION	PROJECT DESCRIPTION	BID QUANTITY	AWARD PRICE	SECOND BIDDER	THIRD BIDDER	ESTIMATE
PRESSURE INJECTION, CONCRETE CRACKS / LF									
552003M	2023Q1	22158	ESSEX	NHP-0280 (337)	90	\$41.00	\$180.00	\$70.00	\$170.00
		21410	BERGEN	NHP-D00S (642)	1,000	\$100.00	\$40.00	\$40.00	\$50.00
		22450	MORRIS	NHP-0040 (314)	1,000	\$42.00	\$100.00	\$130.00	\$50.00



HISTORICAL BID PRICE LISTING  
 BY REGION

REGION: N

PAY ITEM	CALENDAR QUARTER	CONTRACT NUMBER	COUNTY LOCATION	PROJECT DESCRIPTION	BID QUANTITY	AWARD PRICE	SECOND BIDDER	THIRD BIDDER	ESTIMATE
POLLUTION CONTROL SYSTEM / LS									
554003P	2023Q1	22158	ESSEX	NHP-0280 (337)	1	\$678,520	\$16,000	\$35,000	\$658,000
HAND/POWER TOOL CLEANING AND PAINTING / LS									
554006P	2023Q1	22158	ESSEX	NHP-0280 (337)	1	\$651,512	\$700,000	\$240,000	\$400,000
NEAR-WHITE BLAST CLEANING AND PAINTING / LS									
554009P	2023Q1	22158	ESSEX	NHP-0280 (337)	1	\$1,447,066	\$1,750,000	\$3,000,000	\$3,469,000

HISTORICAL BID PRICE LISTING  
 BY REGION

REGION: N

PAY ITEM	CALENDAR QUARTER	CONTRACT NUMBER	COUNTY LOCATION	PROJECT DESCRIPTION	BID QUANTITY	AWARD PRICE	SECOND BIDDER	THIRD BIDDER	ESTIMATE
SUBSTRUCTURE CONCRETE REPAIR / SF									
555003M	2023Q1	21410	BERGEN	NHP-D00S (642)	50	\$400.00	\$350.00	\$550.00	\$500.00
		22450	MORRIS	NHP-0040 (314)	1,595	\$160.00	\$300.00	\$472.00	\$350.00
-----									
CONCRETE SPALL REPAIR, TYPE 1 / SF									
555009M	2023Q1	22158	ESSEX	NHP-0280 (337)	165	\$351.00	\$280.00	\$215.00	\$330.00

HISTORICAL BID PRICE LISTING  
BY REGION

REGION: N

PAY ITEM	CALENDAR QUARTER	CONTRACT NUMBER	COUNTY LOCATION	PROJECT DESCRIPTION	BID QUANTITY	AWARD PRICE	SECOND BIDDER	THIRD BIDDER	ESTIMATE
36" CORRUGATED METAL PIPE / LF									
601100P	2022Q2	22127	BERGEN	CRRSAA-FLEX-0004 (32	42	\$50.00	\$50.00	\$237.90	\$200.00
12" REINFORCED CONCRETE PIPE / LF									
601120P	2022Q4	22152	WARREN	CMAQ-0046 (353)	7	\$400.00	\$500.00	\$400.00	\$85.00
15" REINFORCED CONCRETE PIPE / LF									
601122P	2022Q2	22122	MORRIS	NHP-0015 (311)	14	\$150.00	\$130.00	\$300.00	\$170.00
		22123	BERGEN	STBGP-0208 (302)	550	\$110.00	\$120.00	\$150.00	\$110.00
		22127	BERGEN	CRRSAA-FLEX-0004 (32	996	\$325.00	\$325.00	\$105.27	\$96.00
		22117	PASSAIC	NHP-0020 (301)	4,809	\$98.00	\$118.00	\$138.00	\$64.00
	2022Q3	22137	UNION	NHP-0022 (353)	11	\$175.00	\$250.00	\$120.00	\$135.00
		22149	MORRIS	HSIP-0015 (313)	1,510	\$100.00	\$98.00	\$123.85	\$110.00
	2022Q4	22152	WARREN	CMAQ-0046 (353)	3	\$900	\$1,500	\$1,000	\$190.00
		22148	PASSAIC	NHFP-HWY-0046 (356)	34	\$400.00	\$200.00	\$213.00	\$200.00
	2023Q1	22158	ESSEX	NHP-0280 (337)	657	\$149.00	\$90.00	\$95.00	\$120.00
	18" REINFORCED CONCRETE PIPE / LF								
601124P	2022Q2	22122	MORRIS	NHP-0015 (311)	251	\$200.00	\$190.00	\$310.00	\$145.00
		22129	MORRIS	STBGP-FLEX-0046 (351)	952	\$140.00	\$100.00	\$103.48	\$115.00
		22117	PASSAIC	NHP-0020 (301)	2,730	\$110.00	\$145.00	\$245.00	\$70.00
2022Q3	22149	MORRIS	HSIP-0015 (313)	86	\$175.00	\$420.00	\$328.35	\$145.00	
	22137	UNION	NHP-0022 (353)	656	\$70.00	\$97.00	\$75.00	\$140.00	
2023Q1	22158	ESSEX	NHP-0280 (337)	80	\$306.00	\$170.00	\$135.00	\$250.00	
24" REINFORCED CONCRETE PIPE / LF									
601128P	2022Q2	22117	PASSAIC	NHP-0020 (301)	1,398	\$135.00	\$200.00	\$305.00	\$110.00

HISTORICAL BID PRICE LISTING  
BY REGION

REGION: N

PAY ITEM	CALENDAR QUARTER	CONTRACT NUMBER	COUNTY LOCATION	PROJECT DESCRIPTION	BID QUANTITY	AWARD PRICE	SECOND BIDDER	THIRD BIDDER	ESTIMATE
-----									
24" REINFORCED CONCRETE PIPE / LF									
601128P	2022Q3	22137	UNION	NHP-0022 (353)	249	\$110.00	\$170.00	\$100.00	\$160.00
		22149	MORRIS	HSIP-0015 (313)	1,419	\$135.00	\$125.00	\$180.95	\$125.00
-----									
30" REINFORCED CONCRETE PIPE / LF									
601132P	2022Q2	22117	PASSAIC	NHP-0020 (301)	811	\$170.00	\$192.00	\$386.00	\$115.00
	2022Q3	22149	MORRIS	HSIP-0015 (313)	400	\$135.00	\$175.00	\$126.65	\$160.00
-----									
36" REINFORCED CONCRETE PIPE / LF									
601134P	2022Q2	22117	PASSAIC	NHP-0020 (301)	329	\$240.00	\$159.00	\$485.00	\$165.00
-----									
15" REINFORCED CONCRETE PIPE, CLASS IV / LF									
601158P	2022Q2	22117	PASSAIC	NHP-0020 (301)	64	\$100.00	\$152.00	\$145.00	\$100.00
	2022Q3	22137	UNION	NHP-0022 (353)	9	\$150.00	\$305.00	\$125.00	\$135.00
-----									
18" REINFORCED CONCRETE PIPE, CLASS IV / LF									
601160P	2022Q2	22122	MORRIS	NHP-0015 (311)	23	\$225.00	\$90.00	\$350.00	\$180.00
		22117	PASSAIC	NHP-0020 (301)	163	\$112.00	\$132.00	\$250.00	\$110.00
-----									
24" REINFORCED CONCRETE PIPE, CLASS IV / LF									
601164P	2022Q2	22117	PASSAIC	NHP-0020 (301)	79	\$132.00	\$315.00	\$200.00	\$115.00

HISTORICAL BID PRICE LISTING  
 BY REGION

REGION: N

PAY ITEM	CALENDAR QUARTER	CONTRACT NUMBER	COUNTY LOCATION	PROJECT DESCRIPTION	BID QUANTITY	AWARD PRICE	SECOND BIDDER	THIRD BIDDER	ESTIMATE
-----									
24" REINFORCED CONCRETE PIPE, CLASS V / LF									
601200P	2022Q3	22149	MORRIS	HSIP-0015 (313)	65	\$200.00	\$400.00	\$159.95	\$190.00
-----									
18" HIGH DENSITY POLYETHYLENE PIPE / LF									
601250P	2022Q2	22117	PASSAIC	NHP-0020 (301)	476	\$85.00	\$72.00	\$135.00	\$105.00

HISTORICAL BID PRICE LISTING  
BY REGION

REGION: N

PAY ITEM	CALENDAR QUARTER	CONTRACT NUMBER	COUNTY LOCATION	PROJECT DESCRIPTION	BID QUANTITY	AWARD PRICE	SECOND BIDDER	THIRD BIDDER	ESTIMATE
18" CORRUGATED STEEL END SECTION / U									
601300M	2022Q2	22123	BERGEN	STBGP-0208 (302)	1	\$3,250	\$6,300	\$1,750	\$1,500

HISTORICAL BID PRICE LISTING  
BY REGION

REGION: N

PAY ITEM	CALENDAR QUARTER	CONTRACT NUMBER	COUNTY LOCATION	PROJECT DESCRIPTION	BID QUANTITY	AWARD PRICE	SECOND BIDDER	THIRD BIDDER	ESTIMATE
SUBBASE OUTLET DRAIN / LF									
601404P	2022Q2	22127	BERGEN	CRRSAA-FLEX-0004 (32	98	\$50.00	\$50.00	\$115.87	\$52.00
8" CORRUGATED STEEL UNDERDRAIN PIPE / LF									
601410P	2022Q2	22127	BERGEN	CRRSAA-FLEX-0004 (32	14	\$150.00	\$150.00	\$118.79	\$57.00
UNDERDRAIN, TYPE F / LF									
601416P	2022Q2	22127	BERGEN	CRRSAA-FLEX-0004 (32	54	\$90.00	\$90.00	\$111.07	\$33.00
8" PERFORATED HD POLYETHYLENE PIPE / LF									
601419P	2022Q2	22127 22122	BERGEN MORRIS	CRRSAA-FLEX-0004 (32 NHP-0015(311)	193 268	\$80.00 \$50.00	\$80.00 \$50.00	\$63.64 \$85.00	\$40.00 \$35.00

HISTORICAL BID PRICE LISTING  
 BY REGION

REGION: N

PAY ITEM	CALENDAR QUARTER	CONTRACT NUMBER	COUNTY LOCATION	PROJECT DESCRIPTION	BID QUANTITY	AWARD PRICE	SECOND BIDDER	THIRD BIDDER	ESTIMATE
14" X 23"									
601596P	2022Q2	22117	PASSAIC	NHP-0020 (301)	117	\$148.00	\$300.00	\$360.00	\$190.00



HISTORICAL BID PRICE LISTING  
BY REGION

REGION: N

PAY ITEM	CALENDAR QUARTER	CONTRACT NUMBER	COUNTY LOCATION	PROJECT DESCRIPTION	BID QUANTITY	AWARD PRICE	SECOND BIDDER	THIRD BIDDER	ESTIMATE
-----									
24" X 38" REINFORCED CONCRETE ELLIPTICAL / LF									
601602P	2022Q2	22117	PASSAIC	NHP-0020 (301)	76	\$200.00	\$305.00	\$445.00	\$260.00
-----									
34" X 53" REINFORCED CONCRETE ELLIPTICAL / LF									
601610P	2022Q2	22123	BERGEN	STBGP-0208 (302)	133	\$1,950	\$375	\$2,900	\$475.00
-----									
14" X 23" REINFORCED CONCRETE ELLIPTICAL / LF									
601630P	2022Q2	22122	MORRIS	NHP-0015 (311)	40	\$350.00	\$350.00	\$380.00	\$220.00
		22117	PASSAIC	NHP-0020 (301)	213	\$155.00	\$201.00	\$210.00	\$225.00
-----									
24" X 38" REINFORCED CONCRETE ELLIPTICAL / LF									
601636P	2022Q2	22117	PASSAIC	NHP-0020 (301)	41	\$220.00	\$415.00	\$425.00	\$200.00
-----									
VIDEO INSPECTION OF PIPE / LF									
601664M	2022Q2	22117	PASSAIC	NHP-0020 (301)	958	\$17.00	\$3.60	\$4.00	\$6.00
-----									
CLEANING EXISTING PIPE, 10" DIAMETER / LF									
601668M	2022Q2	22110	BERGEN	NHP-0017 (307)	125	\$7.00	\$6.00	\$5.00	\$10.00
-----									
CLEANING EXISTING PIPE, 12" TO 24" DIAME / LF									
601670M	2022Q2	22127	BERGEN	CRRSAA-FLEX-0004 (32)	20	\$150.00	\$150.00	\$22.93	\$29.00
		22129	MORRIS	STBGP-FLEX-0046 (351)	444	\$16.50	\$20.00	\$53.56	\$16.00
		22122	MORRIS	NHP-0015 (311)	968	\$50.00	\$4.00	\$9.00	\$12.00
		22115	ESSEX	NHP-0021 (353)	2,055	\$7.50	\$9.75	\$8.92	\$10.00
		22117	PASSAIC	NHP-0020 (301)	12,524	\$13.00	\$9.10	\$8.00	\$5.00
		22110	BERGEN	NHP-0017 (307)	13,210	\$7.00	\$6.00	\$5.00	\$7.00
	2022Q3	22137	UNION	NHP-0022 (353)	462	\$9.50	\$10.00	\$9.00	\$10.00

HISTORICAL BID PRICE LISTING  
BY REGION

REGION: N

PAY ITEM	CALENDAR QUARTER	CONTRACT NUMBER	COUNTY LOCATION	PROJECT DESCRIPTION	BID QUANTITY	AWARD PRICE	SECOND BIDDER	THIRD BIDDER	ESTIMATE
-----									
CLEANING EXISTING PIPE, 12" TO 24" DIAME / LF									
601670M	(cont)	22149	MORRIS	HSIP-0015 (313)	2,910	\$7.25	\$7.75	\$9.20	\$7.00
	2023Q1	22159	BERGEN	NHP-0017 (310)	500	\$9.35	\$10.30	\$5.00	\$11.00
		23401	SUSSEX	STATE	1,000	\$9.35	\$5.00	\$5.00	\$8.00
		23402	MORRIS	STATE	1,000	\$5.00	\$9.35	\$9.40	\$7.50
		23403	HUDSON	STATE	1,000	\$7.50	\$7.00	\$9.35	\$8.00
		22158	ESSEX	NHP-0280 (337)	2,603	\$6.00	\$10.00	\$9.00	\$8.00
-----									
CLEANING EXISTING PIPE, OVER 24" TO 48" / LF									
601672M	2022Q2	22115	ESSEX	NHP-0021 (353)	1,080	\$16.00	\$14.65	\$17.85	\$14.00
		22117	PASSAIC	NHP-0020 (301)	1,295	\$26.00	\$19.75	\$10.00	\$11.00
		22110	BERGEN	NHP-0017 (307)	2,780	\$33.50	\$29.00	\$25.00	\$10.00
	2022Q3	22137	UNION	NHP-0022 (353)	37	\$120.00	\$123.00	\$100.00	\$35.00
		22149	MORRIS	HSIP-0015 (313)	819	\$14.25	\$14.50	\$19.85	\$10.00
	2023Q1	22158	ESSEX	NHP-0280 (337)	1,101	\$8.00	\$10.00	\$33.00	\$12.00
-----									
CLEANING EXISTING PIPE, OVER 48" TO 72" / LF									
601674M	2022Q2	22110	BERGEN	NHP-0017 (307)	1,340	\$41.60	\$36.00	\$25.00	\$15.00
-----									
8" DUCTILE IRON PIPE / LF									
601679M	2023Q1	22158	ESSEX	NHP-0280 (337)	198	\$187.00	\$110.00	\$115.00	\$180.00
-----									
16" DUCTILE IRON PIPE / LF									
601680M	2023Q1	22158	ESSEX	NHP-0280 (337)	20	\$1,252	\$375	\$400	\$220.00
-----									
18" DUCTILE IRON PIPE / LF									
601681M	2022Q2	22123	BERGEN	STBGP-0208 (302)	150	\$240.00	\$355.00	\$250.00	\$130.00

HISTORICAL BID PRICE LISTING  
BY REGION

REGION: N

PAY ITEM	CALENDAR QUARTER	CONTRACT NUMBER	COUNTY LOCATION	PROJECT DESCRIPTION	BID QUANTITY	AWARD PRICE	SECOND BIDDER	THIRD BIDDER	ESTIMATE
-----									
CONCRETE HEADWALL / CY									
602006P	2022Q2	22122	MORRIS	NHP-0015 (311)	6	\$2,500	\$2,500	\$1,600	\$2,000
		22123	BERGEN	STBGP-0208 (302)	55	\$2,400	\$1,450	\$1,615	\$4,000
		22117	PASSAIC	NHP-0020 (301)	280	\$2,450	\$4,500	\$2,125	\$2,100
-----									
INLET, TYPE A / U									
602009M	2022Q2	22117	PASSAIC	NHP-0020 (301)	3	\$4,800	\$4,600	\$3,800	\$4,200
		22122	MORRIS	NHP-0015 (311)	4	\$6,000	\$3,000	\$5,900	\$4,300
	2022Q3	22137	UNION	NHP-0022 (353)	1	\$4,500	\$6,800	\$3,250	\$5,000
-----									
SPECIAL INLET, TYPE B / U									
602011M	2022Q2	22129	MORRIS	STBGP-FLEX-0046 (351)	1	\$14,500	\$30,000	\$16,694	\$18,000
-----									
INLET, TYPE B / U									
602012M	2022Q2	22129	MORRIS	STBGP-FLEX-0046 (351)	6	\$8,500	\$8,000	\$8,156	\$4,800
		22122	MORRIS	NHP-0015 (311)	8	\$7,000	\$4,000	\$6,200	\$6,200
		22127	BERGEN	CRRSAA-FLEX-0004 (32)	12	\$8,500	\$8,500	\$9,435	\$5,000
		22117	PASSAIC	NHP-0020 (301)	96	\$4,300	\$7,500	\$4,000	\$4,000
	2022Q3	22137	UNION	NHP-0022 (353)	7	\$6,000	\$7,300	\$4,000	\$4,000
		22149	MORRIS	HSIP-0015 (313)	42	\$7,500	\$5,200	\$6,448	\$5,500
	2022Q4	22152	WARREN	CMAQ-0046 (353)	2	\$10,000	\$10,000	\$10,000	\$6,009
		22148	PASSAIC	NHFP-HWY-0046 (356)	3	\$9,000	\$7,500	\$11,025	\$5,200
	2023Q1	22158	ESSEX	NHP-0280 (337)	3	\$6,743	\$4,500	\$6,000	\$6,000
-----									
INLET, TYPE DOUBLE B / U									
602013M	2022Q2	22117	PASSAIC	NHP-0020 (301)	25	\$8,500	\$9,500	\$8,000	\$7,750
	2022Q3	22149	MORRIS	HSIP-0015 (313)	1	\$15,000	\$7,500	\$8,588	\$9,000

HISTORICAL BID PRICE LISTING  
BY REGION

REGION: N

PAY ITEM	CALENDAR QUARTER	CONTRACT NUMBER	COUNTY LOCATION	PROJECT DESCRIPTION	BID QUANTITY	AWARD PRICE	SECOND BIDDER	THIRD BIDDER	ESTIMATE
-----									
INLET, TYPE DOUBLE B / U									
602013M	(cont)	22137	UNION	NHP-0022 (353)	4	\$10,000	\$10,500	\$5,500	\$10,000
-----									
INLET, TYPE E / U									
602018M	2022Q2	22117	PASSAIC	NHP-0020 (301)	8	\$5,000	\$6,700	\$4,500	\$5,000
	2022Q3	22149	MORRIS	HSIP-0015 (313)	1	\$8,500	\$4,100	\$6,346	\$5,000
		22137	UNION	NHP-0022 (353)	4	\$7,000	\$4,400	\$4,500	\$4,000
	2023Q1	22158	ESSEX	NHP-0280 (337)	6	\$5,880	\$4,000	\$5,000	\$6,000
-----									
INLET, TYPE DOUBLE E / U									
602019M	2022Q2	22117	PASSAIC	NHP-0020 (301)	1	\$9,000	\$11,000	\$9,500	\$7,800
-----									
INLET, TYPE ES / U									
602021M	2022Q2	22122	MORRIS	NHP-0015 (311)	2	\$15,000	\$6,000	\$10,500	\$7,500
		22123	BERGEN	STBGP-0208 (302)	3	\$4,000	\$11,000	\$7,200	\$6,000
-----									
INLET, TYPE D-1 / U									
602030M	2022Q2	22117	PASSAIC	NHP-0020 (301)	48	\$4,400	\$6,000	\$5,600	\$4,500
-----									
STORM DRAIN MARKER / U									
602031M	2023Q1	23403	HUDSON	STATE	4	\$75.00	\$150.00	\$75.00	\$74.00
		23402	MORRIS	STATE	5	\$75.00	\$100.00	\$55.00	\$70.00
		23401	SUSSEX	STATE	7	\$65.00	\$110.00	\$65.00	\$74.00
-----									
INLET, TYPE D-2 / U									
602033M	2022Q2	22117	PASSAIC	NHP-0020 (301)	3	\$5,800	\$7,800	\$7,300	\$8,400

HISTORICAL BID PRICE LISTING  
BY REGION

REGION: N

PAY ITEM	CALENDAR QUARTER	CONTRACT NUMBER	COUNTY LOCATION	PROJECT DESCRIPTION	BID QUANTITY	AWARD PRICE	SECOND BIDDER	THIRD BIDDER	ESTIMATE
INLET, TYPE D-2 / U									
602033M	(cont)	22123	BERGEN	STBGP-0208 (302)	5	\$5,000	\$9,400	\$8,800	\$10,000
INLET, TYPE E-1 / U									
602036M	2022Q2	22117	PASSAIC	NHP-0020 (301)	1	\$7,500	\$7,500	\$12,000	\$5,800
INLET, TYPE A MODIFIED / U									
602042M	2022Q2	22117	PASSAIC	NHP-0020 (301)	2	\$7,500	\$9,400	\$4,500	\$6,400
INLET, TYPE B-2 MODIFIED / U									
602051M	2022Q2	22122	MORRIS	NHP-0015 (311)	1	\$15,000	\$8,000	\$7,500	\$7,500
	2022Q3	22149	MORRIS	HSIP-0015 (313)	1	\$9,500	\$6,100	\$11,822	\$9,000
MANHOLE, 4' DIAMETER / U									
602054M	2022Q2	22122	MORRIS	NHP-0015 (311)	1	\$7,500	\$4,000	\$3,000	\$8,000
		22129	MORRIS	STBGP-FLEX-0046 (351)	1	\$7,000	\$7,500	\$11,456	\$4,200
		22127	BERGEN	CRRSAA-FLEX-0004 (32)	3	\$13,500	\$13,500	\$9,025	\$6,100
		22117	PASSAIC	NHP-0020 (301)	12	\$4,000	\$5,100	\$5,000	\$5,100
	2022Q3	22149	MORRIS	HSIP-0015 (313)	1	\$8,500	\$4,000	\$9,510	\$6,000
		22137	UNION	NHP-0022 (353)	2	\$5,000	\$5,650	\$3,500	\$6,000
	2023Q1	22158	ESSEX	NHP-0280 (337)	2	\$5,072	\$4,000	\$6,000	\$5,800
MANHOLE, 5' DIAMETER / U									
602057M	2022Q2	22117	PASSAIC	NHP-0020 (301)	2	\$7,500	\$9,900	\$7,000	\$7,000
	2022Q3	22149	MORRIS	HSIP-0015 (313)	1	\$12,500	\$6,000	\$10,547	\$7,500

HISTORICAL BID PRICE LISTING  
BY REGION

REGION: N

PAY ITEM	CALENDAR QUARTER	CONTRACT NUMBER	COUNTY LOCATION	PROJECT DESCRIPTION	BID QUANTITY	AWARD PRICE	SECOND BIDDER	THIRD BIDDER	ESTIMATE
INLET CONVERTED TO MANHOLE / U									
602096M	2022Q2	22122	MORRIS	NHP-0015 (311)	1	\$3,000	\$4,000	\$3,000	\$2,500
		22129	MORRIS	STBGP-FLEX-0046 (351)	1	\$2,400	\$3,000	\$3,041	\$2,900
	2022Q3	22149	MORRIS	HSIP-0015 (313)	1	\$2,400	\$3,000	\$3,693	\$2,500
	2022Q4	22152	WARREN	CMAQ-0046 (353)	1	\$2,800	\$5,000	\$4,000	\$2,500
-----									
RESET EXISTING CASTING / U									
602099M	2022Q2	22122	MORRIS	NHP-0015 (311)	1	\$1,500	\$300	\$50	\$1,000
		22127	BERGEN	CRRSAA-FLEX-0004 (32)	1	\$725	\$725	\$1,081	\$550.00
		22115	ESSEX	NHP-0021 (353)	2	\$2,800	\$770	\$750	\$525.00
		22123	BERGEN	STBGP-0208 (302)	13	\$500.00	\$700.00	\$950.00	\$1,000
		22117	PASSAIC	NHP-0020 (301)	14	\$1,000	\$690	\$410	\$1,000
	22105	UNION	NHP-0439 (303)	19	\$750.00			\$900.00	
	2022Q3	22142	MORRIS	NHP-0080 (335)	4	\$550	\$1,150	\$1,200	\$850.00
		22149	MORRIS	HSIP-0015 (313)	16	\$750.00	\$600.00	\$492.90	\$400.00
	2022Q4	22154	MORRIS	NHP-0080 (334)	1	\$1,500	\$1,000	\$2,000	\$800.00
		22152	WARREN	CMAQ-0046 (353)	2	\$700	\$2,500	\$2,000	\$772.00
	2023Q1	23401	SUSSEX	STATE	5	\$600.00	\$600.00	\$750.00	\$950.00
		22158	ESSEX	NHP-0280 (337)	30	\$463.00	\$300.00	\$650.00	\$500.00
		23402	MORRIS	STATE	60	\$50.00	\$50.00	\$30.00	\$530.00
		23403	HUDSON	STATE	60	\$50.00	\$40.00	\$30.00	\$530.00

HISTORICAL BID PRICE LISTING  
BY REGION

REGION: N

PAY ITEM	CALENDAR QUARTER	CONTRACT NUMBER	COUNTY LOCATION	PROJECT DESCRIPTION	BID QUANTITY	AWARD PRICE	SECOND BIDDER	THIRD BIDDER	ESTIMATE
-----									
SET INLET TYPE A, CASTING / U									
602102M	2023Q1	23401	SUSSEX	STATE	2	\$1,375	\$1,200	\$1,525	\$1,418
		23403	HUDSON	STATE	2	\$1,315	\$1,500	\$1,320	\$1,418
		23402	MORRIS	STATE	3	\$1,323	\$1,390	\$1,825	\$1,400
		23402	MORRIS	STATE	20	\$50.00	\$50.00	\$40.00	\$1,220
		23403	HUDSON	STATE	20	\$50.00	\$40.00	\$40.00	\$1,220
-----									
SET INLET TYPE B, CASTING / U									
602105M	2022Q2	22127	BERGEN	CRRSAA-FLEX-0004 (32	1	\$2,300	\$2,300	\$2,175	\$710.00
		22105	UNION	NHP-0439 (303)	2	\$1,950			\$1,500
		22122	MORRIS	NHP-0015 (311)	3	\$2,500	\$1,000	\$2,500	\$1,250
		22110	BERGEN	NHP-0017 (307)	4	\$1,965	\$1,500	\$2,100	\$1,500
		22117	PASSAIC	NHP-0020 (301)	13	\$2,000	\$1,750	\$1,000	\$950.00
		22105	UNION	NHP-0439 (303)	30	\$2,000			\$1,500
	2022Q3	22137	UNION	NHP-0022 (353)	4	\$1,700	\$1,200	\$1,250	\$1,500
	2023Q1	23402	MORRIS	STATE	20	\$50.00	\$50.00	\$40.00	\$1,410
		23403	HUDSON	STATE	20	\$50.00	\$40.00	\$40.00	\$1,410
		23401	SUSSEX	STATE	49	\$1,760	\$1,800	\$1,740	\$1,580
		23402	MORRIS	STATE	54	\$1,712	\$1,785	\$2,000	\$1,330
		23403	HUDSON	STATE	62	\$1,680	\$2,000	\$1,720	\$1,600
-----									
SET INLET TYPE E, CASTING / U									
602108M	2022Q2	22127	BERGEN	CRRSAA-FLEX-0004 (32	2	\$1,700	\$1,700	\$2,285	\$1,700
		22122	MORRIS	NHP-0015 (311)	10	\$2,500	\$1,000	\$2,000	\$900.00
	2022Q3	22137	UNION	NHP-0022 (353)	1	\$1,800	\$1,200	\$1,250	\$2,000
		22149	MORRIS	HSIP-0015 (313)	1	\$1,900	\$1,750	\$3,128	\$1,400
	2023Q1	23403	HUDSON	STATE	2	\$1,735	\$2,100	\$1,815	\$1,700
		23402	MORRIS	STATE	5	\$1,743	\$1,826	\$2,100	\$1,650
		23401	SUSSEX	STATE	10	\$1,870	\$2,100	\$1,785	\$1,700
		23402	MORRIS	STATE	20	\$50.00	\$50.00	\$40.00	\$1,385
		23403	HUDSON	STATE	20	\$50.00	\$40.00	\$40.00	\$1,385

HISTORICAL BID PRICE LISTING  
BY REGION

REGION: N

PAY ITEM	CALENDAR QUARTER	CONTRACT NUMBER	COUNTY LOCATION	PROJECT DESCRIPTION	BID QUANTITY	AWARD PRICE	SECOND BIDDER	THIRD BIDDER	ESTIMATE
-----									
SET INLET TYPE ES, CASTING / U									
602111M	2023Q1	23402	MORRIS	STATE	5	\$50.00	\$50.00	\$40.00	\$1,596
		23403	HUDSON	STATE	5	\$50.00	\$100.00	\$40.00	\$1,596
-----									
SET MANHOLE CASTING / U									
602114M	2022Q2	22110	BERGEN	NHP-0017 (307)	25	\$2,100	\$1,000	\$1,400	\$1,100
	2022Q3	22137	UNION	NHP-0022 (353)	4	\$1,050	\$1,200	\$750	\$1,000
	2023Q1	23403	HUDSON	STATE	10	\$50.00	\$100.00	\$40.00	\$1,127
		23402	MORRIS	STATE	12	\$50.00	\$50.00	\$40.00	\$1,127
		23403	HUDSON	STATE	20	\$1,050	\$1,250	\$1,080	\$1,300
		23402	MORRIS	STATE	52	\$1,025	\$1,050	\$1,000	\$1,000
		23401	SUSSEX	STATE	64	\$810	\$1,200	\$1,025	\$1,200
-----									
SET SQUARE FRAMED MANHOLE CASTING, CIRCU / U									
602117M	2023Q1	23402	MORRIS	STATE	1	\$2,650	\$2,700	\$3,200	\$1,800
		23401	SUSSEX	STATE	2	\$2,000	\$3,000	\$2,650	\$2,085
		23403	HUDSON	STATE	3	\$2,650	\$2,800	\$1,975	\$2,150
-----									
RECONSTRUCTED INLET, TYPE A, USING EXIST / U									
602120M	2023Q1	23403	HUDSON	STATE	5	\$50.00	\$100.00	\$40.00	\$1,227
		23402	MORRIS	STATE	6	\$50.00	\$50.00	\$50.00	\$1,227
-----									
RECONSTRUCTED INLET, TYPE B, USING EXIST / U									
602123M	2022Q2	22122	MORRIS	NHP-0015 (311)	1	\$5,000	\$1,500	\$2,500	\$2,500
		22127	BERGEN	CRRSAA-FLEX-0004 (32)	2	\$2,250	\$2,250	\$3,765	\$550.00
	2022Q3	22137	UNION	NHP-0022 (353)	1	\$2,000	\$4,500	\$1,750	\$2,500
	2022Q4	22154	MORRIS	NHP-0080 (334)	1	\$2,500	\$1,400	\$3,000	\$2,000



HISTORICAL BID PRICE LISTING  
BY REGION

REGION: N

PAY ITEM	CALENDAR QUARTER	CONTRACT NUMBER	COUNTY LOCATION	PROJECT DESCRIPTION	BID QUANTITY	AWARD PRICE	SECOND BIDDER	THIRD BIDDER	ESTIMATE
RECONSTRUCTED INLET, TYPE B, USING EXIST / U									
602123M	2023Q1	22158	ESSEX	NHP-0280 (337)	3	\$3,021	\$1,400	\$1,200	\$1,700
		23403	HUDSON	STATE	5	\$50.00	\$100.00	\$45.00	\$1,512
		23402	MORRIS	STATE	6	\$50.00	\$50.00	\$50.00	\$1,512
-----									
RECONSTRUCTED INLET, TYPE E, USING EXIST / U									
602129M	2022Q2	22122	MORRIS	NHP-0015 (311)	2	\$5,000	\$1,500	\$2,500	\$2,500
	2023Q1	22158	ESSEX	NHP-0280 (337)	1	\$3,021	\$1,400	\$1,200	\$1,300
		23403	HUDSON	STATE	5	\$50.00	\$100.00	\$45.00	\$1,513
		23402	MORRIS	STATE	6	\$50.00	\$50.00	\$50.00	\$1,513
-----									
RECONSTRUCTED INLET, TYPE D-1, USING EXI / U									
602138M	2022Q2	22128	ESSEX	NHP-D00S (591)	1	\$6,000	\$5,677		\$2,500
-----									
RECONSTRUCTED INLET, TYPE D-2, USING EXI / U									
602141M	2022Q2	22123	BERGEN	STBGP-0208 (302)	2	\$2,000	\$1,575	\$2,750	\$1,800
-----									
RECONSTRUCTED INLET, TYPE E-2, USING EXI / U									
602147M	2022Q2	22122	MORRIS	NHP-0015 (311)	1	\$5,000	\$1,900	\$2,500	\$2,000
-----									
RECONSTRUCTED INLET, TYPE___, EXIST CAST / U									
602148M	2022Q2	22123	BERGEN	STBGP-0208 (302)	1	\$2,000	\$3,500	\$3,350	\$2,500
-----									
RECONSTRUCTED INLET, TYPE A, USING NEW C / U									
602150M	2023Q1	23403	HUDSON	STATE	1	\$1,945	\$1,200	\$1,980	\$2,200
		23402	MORRIS	STATE	2	\$1,975	\$2,065	\$1,500	\$1,800

HISTORICAL BID PRICE LISTING  
BY REGION

REGION: N

PAY ITEM	CALENDAR QUARTER	CONTRACT NUMBER	COUNTY LOCATION	PROJECT DESCRIPTION	BID QUANTITY	AWARD PRICE	SECOND BIDDER	THIRD BIDDER	ESTIMATE
RECONSTRUCTED INLET, TYPE A, USING NEW C / U									
602150M	(cont)	23401	SUSSEX	STATE	6	\$1,980	\$1,500	\$2,048	\$1,650
		23402	MORRIS	STATE	10	\$50.00	\$50.00	\$50.00	\$1,570
		23403	HUDSON	STATE	10	\$50.00	\$100.00	\$30.00	\$1,570
-----									
RECONSTRUCTED INLET, TYPE B, USING NEW C / U									
602153M	2022Q2	22127	BERGEN	CRRSAA-FLEX-0004 (32	3	\$2,900	\$2,900	\$4,859	\$1,600
		22117	PASSAIC	NHP-0020 (301)	6	\$2,500	\$2,400	\$1,800	\$1,580
	2023Q1	22158	ESSEX	NHP-0280 (337)	1	\$4,199	\$2,400	\$2,400	\$2,500
		23402	MORRIS	STATE	20	\$50.00	\$50.00	\$50.00	\$1,960
		23403	HUDSON	STATE	20	\$50.00	\$100.00	\$40.00	\$1,960
		23403	HUDSON	STATE	26	\$2,310	\$2,200	\$2,375	\$2,400
		23401	SUSSEX	STATE	36	\$2,420	\$2,000	\$2,365	\$2,300
		23402	MORRIS	STATE	47	\$2,342	\$2,453	\$2,000	\$2,300
-----									
RECONSTRUCTED INLET, TYPE E, USING NEW C / U									
602159M	2023Q1	23403	HUDSON	STATE	2	\$2,415	\$3,000	\$2,475	\$2,620
		23402	MORRIS	STATE	4	\$2,446	\$2,565	\$2,100	\$2,200
		23402	MORRIS	STATE	10	\$50.00	\$50.00	\$50.00	\$2,066
		23403	HUDSON	STATE	10	\$50.00	\$100.00	\$40.00	\$2,066
		23401	SUSSEX	STATE	13	\$2,530	\$2,000	\$2,415	\$2,200
-----									
RECONSTRUCTED INLET, TYPE D-2, USING NEW / U									
602171M	2022Q2	22123	BERGEN	STBGP-0208 (302)	6	\$3,000	\$3,500	\$5,000	\$4,500
-----									
RECONSTRUCTED MANHOLE, USING EXISTING CA / U									
602180M	2023Q1	23402	MORRIS	STATE	10	\$50.00	\$50.00	\$50.00	\$1,198
		23403	HUDSON	STATE	10	\$50.00	\$40.00	\$40.00	\$1,198
-----									
RECONSTRUCTED MANHOLE, USING NEW CASTING / U									
602183M	2022Q2	22117	PASSAIC	NHP-0020 (301)	2	\$2,500	\$1,775	\$960	\$700.00

HISTORICAL BID PRICE LISTING  
 BY REGION

REGION: N

PAY ITEM	CALENDAR QUARTER	CONTRACT NUMBER	COUNTY LOCATION	PROJECT DESCRIPTION	BID QUANTITY	AWARD PRICE	SECOND BIDDER	THIRD BIDDER	ESTIMATE
RECONSTRUCTED MANHOLE, USING NEW CASTING / U									
602183M	2023Q1	23402	MORRIS	STATE	4	\$1,800	\$1,075	\$1,700	\$2,000
		23402	MORRIS	STATE	5	\$50.00	\$50.00	\$50.00	\$1,759
		23403	HUDSON	STATE	5	\$50.00	\$100.00	\$40.00	\$1,759

HISTORICAL BID PRICE LISTING  
BY REGION

REGION: N

PAY ITEM	CALENDAR QUARTER	CONTRACT NUMBER	COUNTY LOCATION	PROJECT DESCRIPTION	BID QUANTITY	AWARD PRICE	SECOND BIDDER	THIRD BIDDER	ESTIMATE	
EXTENSION RING FOR EXISTING MANHOLE, 5' / U										
602201M	2022Q2	22115	ESSEX	NHP-0021 (353)	11	\$350.00	\$300.00	\$950.00	\$400.00	
BICYCLE SAFE GRATE / U										
602210M	2022Q2	22110	BERGEN	NHP-0017 (307)	1	\$525.00	\$400.00	\$400.00	\$510.00	
		22105	UNION	NHP-0439 (303)	2	\$500.00			\$750.00	
		22115	ESSEX	NHP-0021 (353)	17	\$550.00	\$500.00	\$550.00	\$275.00	
		22105	UNION	NHP-0439 (303)	51	\$500.00			\$750.00	
2023Q1	23401		SUSSEX	STATE	2	\$500.00	\$500.00	\$515.00	\$500.00	
			MORRIS	STATE	2	\$499	\$450	\$1,000	\$500.00	
			HUDSON	STATE	5	\$500.00	\$500.00	\$350.00	\$550.00	
			MORRIS	STATE	100	\$50.00	\$50.00	\$25.00	\$300.00	
			HUDSON	STATE	100	\$50.00	\$25.00	\$40.00	\$300.00	
			HUDSON	STATE						
CURB PIECE / U										
602213M	2022Q2	22105	UNION	NHP-0439 (303)	2	\$600.00			\$500.00	
		22123	BERGEN	STBGP-0208 (302)	6	\$500.00	\$500.00	\$550.00	\$1,800	
		22110	BERGEN	NHP-0017 (307)	16	\$395.00	\$600.00	\$325.00	\$500.00	
		22128	ESSEX	NHP-D00S (591)	31	\$450.00	\$720.00		\$420.00	
		22117	PASSAIC	NHP-0020 (301)	37	\$500.00	\$540.00	\$565.00	\$325.00	
		22115	ESSEX	NHP-0021 (353)	42	\$475.00	\$500.00	\$460.00	\$285.00	
		22105	UNION	NHP-0439 (303)	47	\$600.00			\$500.00	
	2022Q4	22152	22152	WARREN	CMAQ-0046 (353)	1	\$650	\$500	\$1,000	\$500.00
			22154	MORRIS	NHP-0080 (334)	1	\$800.00	\$550.00	\$750.00	\$600.00
	2023Q1	23401		SUSSEX	STATE	6	\$400.00	\$500.00	\$475.00	\$500.00
				HUDSON	STATE	8	\$475.00	\$400.00	\$375.00	\$575.00
				MORRIS	STATE	24	\$459.00	\$350.00	\$350.00	\$494.00
				BERGEN	NHP-0017 (310)	28	\$300.00	\$375.00	\$859.00	\$348.00
			MORRIS	STATE	125	\$50.00	\$50.00	\$25.00	\$351.00	
			HUDSON	STATE	125	\$50.00	\$25.00	\$40.00	\$351.00	
CLEANING DRAINAGE STRUCTURE / U										
602216M	2022Q2	22127	BERGEN	CRRSAA-FLEX-0004 (32)	1	\$300	\$300	\$2,408	\$300.00	

HISTORICAL BID PRICE LISTING  
BY REGION

REGION: N

PAY ITEM	CALENDAR QUARTER	CONTRACT NUMBER	COUNTY LOCATION	PROJECT DESCRIPTION	BID QUANTITY	AWARD PRICE	SECOND BIDDER	THIRD BIDDER	ESTIMATE
-----									
CLEANING DRAINAGE STRUCTURE / U									
602216M	(cont)	22129	MORRIS	STBGP-FLEX-0046 (351)	3	\$550.00	\$700.00	\$696.22	\$400.00
		22122	MORRIS	NHP-0015 (311)	4	\$1,000	\$900	\$660	\$550.00
		22115	ESSEX	NHP-0021 (353)	40	\$495.00	\$500.00	\$882.00	\$300.00
		22117	PASSAIC	NHP-0020 (301)	229	\$350.00	\$335.00	\$750.00	\$130.00
		22110	BERGEN	NHP-0017 (307)	284	\$395.00	\$225.00	\$150.00	\$250.00
	2022Q3	22137	UNION	NHP-0022 (353)	3	\$1,050	\$1,100	\$950	\$250.00
		22149	MORRIS	HSIP-0015 (313)	32	\$530.00	\$500.00	\$319.25	\$300.00
	2023Q1	23402	MORRIS	STATE	3	\$500	\$470	\$1,000	\$630.00
		23401	SUSSEX	STATE	5	\$740	\$500	\$1,500	\$645.00
		22159	BERGEN	NHP-0017 (310)	6	\$550	\$825	\$1,315	\$420.00
		23403	HUDSON	STATE	6	\$550.00	\$500.00	\$495.00	\$760.00
		23402	MORRIS	STATE	50	\$50.00	\$20.00	\$1.00	\$435.00
		23403	HUDSON	STATE	50	\$50.00	\$1.00	\$10.00	\$435.00
-----									
MANUFACTURED TREATMENT DEVICE / U									
602229M	2022Q2	22117	PASSAIC	NHP-0020 (301)	5	\$70,000	\$125,000	\$75,000	\$30,000
-----									
INLET, TYPE ES MODIFIED / U									
602285M	2022Q2	22122	MORRIS	NHP-0015 (311)	1	\$17,500	\$6,000	\$10,500	\$7,500
-----									
INLET, NON-STANDARD / U									
602290M	2023Q1	22158	ESSEX	NHP-0280 (337)	1	\$7,750	\$4,500	\$5,000	\$9,200

HISTORICAL BID PRICE LISTING  
 BY REGION

REGION: N

PAY ITEM	CALENDAR QUARTER	CONTRACT NUMBER	COUNTY LOCATION	PROJECT DESCRIPTION	BID QUANTITY	AWARD PRICE	SECOND BIDDER	THIRD BIDDER	ESTIMATE
-----									
TIDAL CHECK VALVE, SIZE 24" / U									
602346M	2022Q2	22117	PASSAIC	NHP-0020 (301)	1	\$22,000	\$10,000	\$8,400	\$8,000
-----									
TIDAL CHECK VALVE, SIZE 30" / U									
602347M	2022Q2	22117	PASSAIC	NHP-0020 (301)	3	\$28,000	\$12,000	\$11,000	\$8,500
-----									
TIDAL CHECK VALVE, SIZE 36" / U									
602348M	2022Q2	22117	PASSAIC	NHP-0020 (301)	2	\$35,000	\$15,000	\$12,000	\$9,000

HISTORICAL BID PRICE LISTING  
BY REGION

REGION: N

PAY ITEM	CALENDAR QUARTER	CONTRACT NUMBER	COUNTY LOCATION	PROJECT DESCRIPTION	BID QUANTITY	AWARD PRICE	SECOND BIDDER	THIRD BIDDER	ESTIMATE
-----									
RIPRAP STONE SLOPE PROTECTION, "THICK / SY									
603017P	2022Q2	22117	PASSAIC	NHP-0020 (301)	2,860	\$65.00	\$72.00	\$92.00	\$35.00
-----									
RIPRAP STONE SLOPE PROTECTION, 24" THICK / SY									
603024P	2022Q2	22127	BERGEN	CRRSAA-FLEX-0004 (32	113	\$100.00	\$100.00	\$200.32	\$120.00
	2022Q3	22137	UNION	NHP-0022 (353)	96	\$110.00	\$150.00	\$80.00	\$130.00
-----									
RIPRAP STONE CHANNEL PROTECTION, 12" THI / SY									
603036P	2022Q2	22122	MORRIS	NHP-0015 (311)	36	\$75.00	\$60.00	\$250.00	\$125.00
		22123	BERGEN	STBGP-0208 (302)	53	\$150.00	\$300.00	\$100.00	\$130.00
		22117	PASSAIC	NHP-0020 (301)	299	\$75.00	\$70.00	\$150.00	\$70.00
-----									
RIPRAP STONE CHANNEL PROTECTION, 16" THI / SY									
603039P	2022Q2	22122	MORRIS	NHP-0015 (311)	215	\$85.00	\$60.00	\$150.00	\$115.00

HISTORICAL BID PRICE LISTING  
 BY REGION

REGION: N

PAY ITEM -----	CALENDAR QUARTER -----	CONTRACT NUMBER -----	COUNTY LOCATION -----	PROJECT DESCRIPTION -----	BID QUANTITY -----	AWARD PRICE -----	SECOND BIDDER -----	THIRD BIDDER -----	ESTIMATE -----
GABION WALL / CY									
604003P	2022Q2	22123	BERGEN	STBGP-0208 (302)	65	\$400.00	\$700.00	\$500.00	\$500.00



HISTORICAL BID PRICE LISTING  
 BY REGION

REGION: N

PAY ITEM	CALENDAR QUARTER	CONTRACT NUMBER	COUNTY LOCATION	PROJECT DESCRIPTION	BID QUANTITY	AWARD PRICE	SECOND BIDDER	THIRD BIDDER	ESTIMATE
-----									
CHAIN-LINK FENCE, PVC-COATED STEEL, 4' H / LF									
605021P	2022Q2	22105	UNION	NHP-0439(303)	280	\$31.00			\$60.00
-----									
CHAIN-LINK FENCE, PVC-COATED STEEL, 6' H / LF									
605027P	2022Q2	22117	PASSAIC	NHP-0020(301)	60	\$110.00	\$103.00	\$45.00	\$60.00
	2023Q1	22158	ESSEX	NHP-0280(337)	1,108	\$79.00	\$50.00	\$70.00	\$100.00
-----									
CHAIN-LINK FENCE, 6' HIGH / LF									
605045P	2022Q2	22123	BERGEN	STBGP-0208(302)	2,057	\$54.00	\$37.00	\$75.00	\$50.00

HISTORICAL BID PRICE LISTING  
 BY REGION

REGION: N

PAY ITEM	CALENDAR QUARTER	CONTRACT NUMBER	COUNTY LOCATION	PROJECT DESCRIPTION	BID QUANTITY	AWARD PRICE	SECOND BIDDER	THIRD BIDDER	ESTIMATE
TEMPORARY CHAIN-LINK FENCE, 6' HIGH / LF									
605183P	2022Q2	22117	PASSAIC	NHP-0020 (301)	100	\$60.00	\$57.00	\$29.00	\$50.00
WOOD STOCKADE FENCE / LF									
605195P	2022Q2	22123	BERGEN	STBGP-0208 (302)	88	\$165.00	\$55.00	\$150.00	\$100.00

HISTORICAL BID PRICE LISTING  
 BY REGION

REGION: N

PAY ITEM	CALENDAR QUARTER	CONTRACT NUMBER	COUNTY LOCATION	PROJECT DESCRIPTION	BID QUANTITY	AWARD PRICE	SECOND BIDDER	THIRD BIDDER	ESTIMATE
DEER FENCE, TEMPORARY / LF									
605205P	2022Q3	22137	UNION	NHP-0022 (353)	929	\$6.50	\$15.00	\$25.00	\$20.00
RESET FENCE / LF									
605212P	2022Q2	22117	PASSAIC	NHP-0020 (301)	190	\$76.00	\$70.00	\$40.00	\$75.00
VINYL PRIVACY FENCE, 6' HIGH / LF									
605230P	2022Q2	22129	MORRIS	STBGP-FLEX-0046 (351)	55	\$125.00	\$75.00	\$138.17	\$20.00

HISTORICAL BID PRICE LISTING  
BY REGION

REGION: N

PAY ITEM	CALENDAR QUARTER	CONTRACT NUMBER	COUNTY LOCATION	PROJECT DESCRIPTION	BID QUANTITY	AWARD PRICE	SECOND BIDDER	THIRD BIDDER	ESTIMATE
-----									
HOT MIX ASPHALT SIDEWALK, 2" THICK / SY									
606003P	2022Q2	22122	MORRIS	NHP-0015 (311)	9	\$100.00	\$160.00	\$150.00	\$95.00
		22117	PASSAIC	NHP-0020 (301)	26	\$50.00	\$102.00	\$48.00	\$50.00
-----									
HOT MIX ASPHALT SIDEWALK, 5 1/2" THICK / SY									
606009P	2022Q3	22149	MORRIS	HSIP-0015 (313)	20	\$115.00	\$40.00	\$169.90	\$85.00
-----									
CONCRETE SIDEWALK, 4" THICK / SY									
606012P	2022Q2	22105	UNION	NHP-0439 (303)	246	\$170.00			\$160.00
		22110	BERGEN	NHP-0017 (307)	487	\$202.65	\$96.00	\$170.00	\$115.00
		22129	MORRIS	STBGP-FLEX-0046 (351)	519	\$140.00	\$150.00	\$149.95	\$80.00
		22127	BERGEN	CRRSAA-FLEX-0004 (32)	964	\$160.00	\$160.00	\$176.59	\$120.00
		22105	UNION	NHP-0439 (303)	2,390	\$170.00			\$160.00
		22117	PASSAIC	NHP-0020 (301)	3,547	\$100.00	\$115.00	\$175.00	\$85.00
	2022Q3	22137	UNION	NHP-0022 (353)	192	\$141.00	\$155.00	\$70.00	\$192.00
		22149	MORRIS	HSIP-0015 (313)	379	\$100.00	\$105.00	\$136.70	\$115.00
	2022Q4	22148	PASSAIC	NHFP-HWY-0046 (356)	237	\$200.00	\$165.00	\$147.00	\$220.00
		22152	WARREN	CMAQ-0046 (353)	300	\$180.00	\$125.00	\$130.00	\$150.00
	2023Q1	21410	BERGEN	NHP-D00S (642)	100	\$200.00	\$80.00	\$300.00	\$100.00
		22450	MORRIS	NHP-0040 (314)	100	\$80.00	\$200.00	\$136.00	\$100.00
		23402	MORRIS	STATE	500	\$45.00	\$10.00	\$85.00	\$85.00
		23403	HUDSON	STATE	500	\$100.00	\$75.00	\$14.00	\$85.00
-----									
TINTED CONCRETE SIDEWALK, 4" THICK / SY									
606013P	2022Q2	22105	UNION	NHP-0439 (303)	30	\$200.00			\$300.00
		22117	PASSAIC	NHP-0020 (301)	538	\$180.00	\$140.00	\$250.00	\$125.00
	2022Q4	22152	WARREN	CMAQ-0046 (353)	125	\$250.00	\$185.00	\$105.00	\$300.00
-----									
CONCRETE SIDEWALK, 6" THICK / SY									
606018P	2022Q2	22122	MORRIS	NHP-0015 (311)	1	\$1,100	\$500	\$500	\$160.00

HISTORICAL BID PRICE LISTING  
BY REGION

REGION: N

PAY ITEM	CALENDAR QUARTER	CONTRACT NUMBER	COUNTY LOCATION	PROJECT DESCRIPTION	BID QUANTITY	AWARD PRICE	SECOND BIDDER	THIRD BIDDER	ESTIMATE
-----									
CONCRETE SIDEWALK, 6" THICK / SY									
606018P	2023Q1	23402	MORRIS	STATE	250	\$45.00	\$20.00	\$70.00	\$86.00
		23403	HUDSON	STATE	250	\$45.00	\$78.00	\$15.00	\$86.00
		23401	SUSSEX	STATE	455	\$171.00	\$172.00	\$120.75	\$106.00
		23403	HUDSON	STATE	505	\$173.25	\$185.00	\$182.00	\$106.00
		23402	MORRIS	STATE	654	\$162.75	\$176.00	\$110.00	\$76.00
-----									
CONCRETE SIDEWALK, 8" THICK / SY									
606021P	2022Q2	22117	PASSAIC	NHP-0020 (301)	153	\$200.00	\$150.00	\$200.00	\$150.00
		22128	ESSEX	NHP-D00S (591)	324	\$600.00	\$660.00		\$175.00
		22105	UNION	NHP-0439 (303)	606	\$230.00			\$200.00
	2023Q1	22158	ESSEX	NHP-0280 (337)	46	\$186.00	\$165.00	\$195.00	\$200.00
-----									
RESET GRANITE BLOCK / SY									
606025P	2022Q2	22105	UNION	NHP-0439 (303)	119	\$135.00			\$200.00
-----									
RESET PRECAST CONCRETE PAVERS / SY									
606028P	2022Q2	22105	UNION	NHP-0439 (303)	50	\$135.00			\$250.00
	2023Q1	23403	HUDSON	STATE	2	\$210	\$1,000	\$200	\$186.00
		23402	MORRIS	STATE	36	\$189.00	\$205.00	\$60.00	\$228.00
-----									
BRICK PAVERS / SY									
606029P	2022Q4	22148	PASSAIC	NHFP-HWY-0046 (356)	69	\$275.00	\$675.00	\$162.50	\$140.00
-----									
HOT MIX ASPHALT DRIVEWAY, 6" THICK / SY									
606039P	2022Q2	22117	PASSAIC	NHP-0020 (301)	884	\$42.00	\$95.00	\$70.00	\$40.00
	2022Q3	22149	MORRIS	HSIP-0015 (313)	1,635	\$85.00	\$105.00	\$69.10	\$90.00

HISTORICAL BID PRICE LISTING  
BY REGION

REGION: N

PAY ITEM	CALENDAR QUARTER	CONTRACT NUMBER	COUNTY LOCATION	PROJECT DESCRIPTION	BID QUANTITY	AWARD PRICE	SECOND BIDDER	THIRD BIDDER	ESTIMATE
-----									
HOT MIX ASPHALT DRIVEWAY, 6" THICK / SY									
606039P	2023Q1	23402	MORRIS	STATE	61	\$145.00	\$85.00	\$140.00	\$125.00
		23403	HUDSON	STATE	114	\$145.00	\$70.00	\$85.00	\$99.00
		23402	MORRIS	STATE	250	\$10.00	\$15.00	\$10.00	\$77.00
		23403	HUDSON	STATE	250	\$10.00	\$15.00	\$10.00	\$77.00
		23401	SUSSEX	STATE	406	\$60.00	\$88.00	\$125.00	\$78.00
-----									
HOT MIX ASPHALT DRIVEWAY, 8" THICK / SY									
606040P	2023Q1	23402	MORRIS	STATE	40	\$150.00	\$95.00	\$145.00	\$99.00
		23403	HUDSON	STATE	40	\$150.00	\$90.00	\$105.00	\$109.00
		23401	SUSSEX	STATE	104	\$70.00	\$115.00	\$175.00	\$99.00
-----									
HOT MIX ASPHALT DRIVEWAY, VARIABLE THICK / SY									
606042P	2022Q2	22122	MORRIS	NHP-0015 (311)	223	\$65.00	\$100.00	\$55.00	\$60.00
	2022Q3	22137	UNION	NHP-0022 (353)	260	\$87.00	\$80.00	\$70.00	\$64.00
		22149	MORRIS	HSIP-0015 (313)	498	\$70.00	\$125.00	\$67.20	\$72.00
	2023Q1	23402	MORRIS	STATE	250	\$10.00	\$10.00	\$10.00	\$68.00
		23403	HUDSON	STATE	250	\$10.00	\$15.00	\$10.00	\$68.00
		23403	HUDSON	STATE	451	\$73.50	\$40.00	\$60.00	\$71.00
		23402	MORRIS	STATE	4,362	\$74.82	\$55.00	\$44.00	\$65.00
		23401	SUSSEX	STATE	10,057	\$45.00	\$38.00	\$72.50	\$70.00
-----									
STONE OR GRAVEL DRIVEWAY, ___" THICK / SY									
606044P	2022Q2	22122	MORRIS	NHP-0015 (311)	149	\$35.00	\$20.00	\$49.00	\$30.00
-----									
CONCRETE DRIVEWAY, 6" THICK / SY									
606051P	2022Q2	22117	PASSAIC	NHP-0020 (301)	88	\$150.00	\$162.00	\$190.00	\$160.00
	2022Q3	22137	UNION	NHP-0022 (353)	40	\$160.00	\$165.00	\$160.00	\$160.00

HISTORICAL BID PRICE LISTING  
BY REGION

REGION: N

PAY ITEM	CALENDAR QUARTER	CONTRACT NUMBER	COUNTY LOCATION	PROJECT DESCRIPTION	BID QUANTITY	AWARD PRICE	SECOND BIDDER	THIRD BIDDER	ESTIMATE
-----									
CONCRETE DRIVEWAY, 6" THICK / SY									
606051P	(cont)	22149	MORRIS	HSIP-0015 (313)	91	\$125.00	\$130.00	\$154.00	\$180.00
	2023Q1	23402	MORRIS	STATE	96	\$168.00	\$191.00	\$125.00	\$188.00
		23401	SUSSEX	STATE	127	\$171.00	\$160.00	\$120.75	\$186.00
-----									
CONCRETE DRIVEWAY, 8" THICK / SY									
606054P	2022Q2	22129	MORRIS	STBGP-FLEX-0046 (351)	166	\$200.00	\$190.00	\$182.09	\$180.00
-----									
CONCRETE DRIVEWAY, REINFORCED, 6" THICK / SY									
606057P	2022Q2	22117	PASSAIC	NHP-0020 (301)	34	\$150.00	\$180.00	\$200.00	\$155.00
-----									
CONCRETE DRIVEWAY, REINFORCED, 8" THICK / SY									
606060P	2023Q1	23402	MORRIS	STATE	45	\$210.00	\$235.00	\$130.00	\$180.00
		23401	SUSSEX	STATE	140	\$204.00	\$215.00	\$141.75	\$175.00
		23403	HUDSON	STATE	164	\$195.00	\$100.00	\$204.00	\$175.00
-----									
CONCRETE ISLAND, 4" THICK / SY									
606075P	2022Q2	22110	BERGEN	NHP-0017 (307)	173	\$197.65	\$96.00	\$115.00	\$173.00
		22117	PASSAIC	NHP-0020 (301)	1,059	\$150.00	\$132.00	\$175.00	\$80.00
	2022Q3	22137	UNION	NHP-0022 (353)	17	\$130.00	\$155.00	\$140.00	\$140.00
		22149	MORRIS	HSIP-0015 (313)	105	\$100.00	\$105.00	\$128.00	\$152.00
	2023Q1	22158	ESSEX	NHP-0280 (337)	106	\$195.00	\$245.00	\$200.00	\$200.00
-----									
CONCRETE ISLAND, 6" THICK / SY									
606078P	2022Q2	22122	MORRIS	NHP-0015 (311)	15	\$300.00	\$500.00	\$135.00	\$175.00
		22129	MORRIS	STBGP-FLEX-0046 (351)	25	\$160.00	\$160.00	\$155.31	\$350.00

HISTORICAL BID PRICE LISTING  
BY REGION

REGION: N

PAY ITEM	CALENDAR QUARTER	CONTRACT NUMBER	COUNTY LOCATION	PROJECT DESCRIPTION	BID QUANTITY	AWARD PRICE	SECOND BIDDER	THIRD BIDDER	ESTIMATE
CONCRETE ISLAND, 6" THICK / SY									
606078P	2023Q1	23402	MORRIS	STATE	380	\$162.75	\$186.00	\$110.00	\$199.00
		23403	HUDSON	STATE	879	\$168.00	\$165.00	\$176.00	\$148.00
-----									
CONCRETE ISLAND, 8" THICK / SY									
606081P	2022Q3	22137	UNION	NHP-0022 (353)	28	\$305.00	\$170.00	\$180.00	\$185.00
-----									
DETECTABLE WARNING SURFACE / SY									
606084P	2022Q2	22127	BERGEN	CRRSAA-FLEX-0004 (32)	9	\$350.00	\$350.00	\$384.15	\$350.00
		22105	UNION	NHP-0439 (303)	15	\$300.00			\$315.00
		22129	MORRIS	STBGP-FLEX-0046 (351)	32	\$250.00	\$750.00	\$669.44	\$450.00
		22110	BERGEN	NHP-0017 (307)	44	\$385.00	\$220.00	\$120.00	\$250.00
		22117	PASSAIC	NHP-0020 (301)	87	\$300.00	\$475.00	\$650.00	\$250.00
		22105	UNION	NHP-0439 (303)	178	\$300.00			\$315.00
	2022Q3	22149	MORRIS	HSIP-0015 (313)	30	\$750.00	\$140.00	\$326.15	\$250.00
	2022Q4	22148	PASSAIC	NHFP-HWY-0046 (356)	17	\$250.00	\$600.00	\$240.50	\$250.00
		22152	WARREN	CMAQ-0046 (353)	18	\$250	\$2,500	\$700	\$260.00
	2023Q1	23401	SUSSEX	STATE	38	\$314.00	\$150.00	\$315.00	\$335.00
		23403	HUDSON	STATE	40	\$305.00	\$150.00	\$320.00	\$360.00
		23402	MORRIS	STATE	50	\$305.00	\$330.00	\$165.00	\$328.00
		23402	MORRIS	STATE	50	\$45.00	\$20.00	\$150.00	\$320.00
		23403	HUDSON	STATE	50	\$300.00	\$100.00	\$27.50	\$320.00
-----									
TURF PAVERS / SY									
606095P	2022Q2	22129	MORRIS	STBGP-FLEX-0046 (351)	11	\$385.00	\$250.00	\$214.22	\$200.00
	2022Q3	22137	UNION	NHP-0022 (353)	50	\$200.00	\$145.00	\$300.00	\$250.00
	2022Q4	22148	PASSAIC	NHFP-HWY-0046 (356)	460	\$350.00	\$275.00	\$335.50	\$175.00



HISTORICAL BID PRICE LISTING  
 BY REGION

REGION: N

PAY ITEM	CALENDAR QUARTER	CONTRACT NUMBER	COUNTY LOCATION	PROJECT DESCRIPTION	BID QUANTITY	AWARD PRICE	SECOND BIDDER	THIRD BIDDER	ESTIMATE
STAMPED COLORED CONC SIDEWALKS, 4" / SY									
606103P	2022Q2	22105	UNION	NHP-0439 (303)	302	\$220.00			\$300.00
	2023Q1	23401	SUSSEX	STATE	11	\$330.00	\$525.00	\$315.00	\$235.00

HISTORICAL BID PRICE LISTING  
BY REGION

REGION: N

PAY ITEM	CALENDAR QUARTER	CONTRACT NUMBER	COUNTY LOCATION	PROJECT DESCRIPTION	BID QUANTITY	AWARD PRICE	SECOND BIDDER	THIRD BIDDER	ESTIMATE
-----									
15" X 41" CONCRETE BARRIER CURB / LF									
607003P	2023Q1	22158	ESSEX	NHP-0280 (337)	40	\$132.00	\$250.00	\$135.00	\$316.00
-----									
24" X 41" CONCRETE BARRIER CURB / LF									
607012P	2022Q2	22128	ESSEX	NHP-D00S (591)	240	\$585.00	\$485.00		\$350.00
		22117	PASSAIC	NHP-0020 (301)	548	\$310.00	\$235.00	\$240.00	\$165.00
	2023Q1	23403	HUDSON	STATE	40	\$945.00	\$250.00	\$990.00	\$318.00
-----									
9" X 16" CONCRETE VERTICAL CURB / LF									
607018P	2022Q2	22122	MORRIS	NHP-0015 (311)	20	\$51.00	\$50.00	\$46.00	\$90.00
		22463	MORRIS	N/A	100	\$50.00	\$150.00		\$35.00
		22105	UNION	NHP-0439 (303)	550	\$85.00			\$70.00
		22115	ESSEX	NHP-0021 (353)	820	\$114.00	\$51.32	\$106.50	\$45.00
		22129	MORRIS	STBGP-FLEX-0046 (351)	1,722	\$60.00	\$50.00	\$52.48	\$75.00
		22110	BERGEN	NHP-0017 (307)	1,924	\$89.00	\$56.00	\$48.75	\$78.00
		22127	BERGEN	CRRSAA-FLEX-0004 (32)	2,246	\$42.00	\$42.00	\$47.01	\$54.00
		22128	ESSEX	NHP-D00S (591)	4,783	\$125.00	\$110.00		\$50.00
		22105	UNION	NHP-0439 (303)	5,117	\$85.00			\$70.00
		22117	PASSAIC	NHP-0020 (301)	17,204	\$86.00	\$44.00	\$60.00	\$40.00
	2022Q3	22142	MORRIS	NHP-0080 (335)	80	\$385.00	\$120.00	\$185.00	\$80.00
		22137	UNION	NHP-0022 (353)	1,823	\$55.00	\$56.00	\$32.00	\$75.00
		22149	MORRIS	HSIP-0015 (313)	6,979	\$40.00	\$50.00	\$46.90	\$50.00
	2022Q4	22152	WARREN	CMAQ-0046 (353)	385	\$110.00	\$100.00	\$120.00	\$65.00
		22148	PASSAIC	NHFP-HWY-0046 (356)	556	\$125.00	\$60.00	\$92.25	\$100.00
	2023Q1	22158	ESSEX	NHP-0280 (337)	138	\$77.00	\$78.00	\$75.00	\$45.00
		23403	HUDSON	STATE	1,000	\$75.00	\$35.00	\$7.00	\$53.00
		23402	MORRIS	STATE	1,400	\$45.00	\$10.00	\$42.00	\$52.00
		23402	MORRIS	STATE	3,288	\$75.00	\$83.00	\$45.00	\$83.00
		23403	HUDSON	STATE	3,393	\$89.00	\$55.00	\$93.50	\$89.00
		23401	SUSSEX	STATE	7,497	\$88.00	\$60.00	\$67.50	\$89.00
-----									
9" X 18" CONCRETE VERTICAL CURB / LF									
607021P	2022Q2	22122	MORRIS	NHP-0015 (311)	327	\$51.00	\$55.00	\$67.00	\$100.00

HISTORICAL BID PRICE LISTING  
BY REGION

REGION: N

PAY ITEM	CALENDAR QUARTER	CONTRACT NUMBER	COUNTY LOCATION	PROJECT DESCRIPTION	BID QUANTITY	AWARD PRICE	SECOND BIDDER	THIRD BIDDER	ESTIMATE
9" X 18" CONCRETE VERTICAL CURB / LF		22117	PASSAIC	NHP-0020 (301)	469	\$86.00	\$72.00	\$62.00	\$60.00
607021P	2022Q4	22152	WARREN	CMAQ-0046 (353)	112	\$115.00	\$100.00	\$175.00	\$75.00
	2023Q1	23403	HUDSON	STATE	750	\$75.00	\$35.00	\$7.00	\$51.00
		23402	MORRIS	STATE	840	\$45.00	\$12.00	\$40.00	\$50.00
		23403	HUDSON	STATE	988	\$89.00	\$60.00	\$93.50	\$87.00
		23401	SUSSEX	STATE	1,637	\$88.00	\$70.00	\$67.50	\$87.00
		23402	MORRIS	STATE	4,825	\$75.00	\$83.00	\$48.00	\$85.00
-----									
9" X 20" CONCRETE VERTICAL CURB / LF									
607024P	2022Q2	22117	PASSAIC	NHP-0020 (301)	21	\$86.00	\$96.00	\$65.00	\$60.00
	2022Q4	22152	WARREN	CMAQ-0046 (353)	56	\$120.00	\$100.00	\$200.00	\$88.00
	2023Q1	23402	MORRIS	STATE	100	\$45.00	\$12.00	\$40.00	\$52.00
		23403	HUDSON	STATE	100	\$45.00	\$35.00	\$7.00	\$52.00
		23403	HUDSON	STATE	128	\$89.00	\$72.00	\$93.50	\$60.00
		23401	SUSSEX	STATE	457	\$88.00	\$80.00	\$67.50	\$60.00
		23402	MORRIS	STATE	559	\$75.00	\$83.00	\$57.00	\$89.00
-----									
12" X 13" CONCRETE SLOPING CURB / LF									
607030P	2022Q2	22105	UNION	NHP-0439 (303)	145	\$80.00			\$80.00
		22117	PASSAIC	NHP-0020 (301)	539	\$86.00	\$50.00	\$70.00	\$50.00
		22122	MORRIS	NHP-0015 (311)	1,492	\$36.00	\$35.00	\$50.00	\$70.00
	2022Q3	22149	MORRIS	HSIP-0015 (313)	216	\$40.00	\$82.00	\$46.90	\$55.00
	2023Q1	23402	MORRIS	STATE	148	\$75.00	\$83.00	\$62.00	\$84.00
		23402	MORRIS	STATE	250	\$45.00	\$12.00	\$40.00	\$53.00
		23403	HUDSON	STATE	250	\$45.00	\$40.00	\$7.00	\$53.00
		22158	ESSEX	NHP-0280 (337)	2,597	\$44.00	\$100.00	\$45.00	\$85.00
-----									
9" X 14" CONCRETE VERTICAL CURB / LF									
607034P	2022Q2	22463	MORRIS	N/A	100	\$50.00	\$125.00		\$34.00

HISTORICAL BID PRICE LISTING  
BY REGION

REGION: N

PAY ITEM	CALENDAR QUARTER	CONTRACT NUMBER	COUNTY LOCATION	PROJECT DESCRIPTION	BID QUANTITY	AWARD PRICE	SECOND BIDDER	THIRD BIDDER	ESTIMATE
9" X 14" CONCRETE VERTICAL CURB / LF									
607034P	(cont)	22127	BERGEN	CRRSAA-FLEX-0004 (32	103	\$41.00	\$41.00	\$45.87	\$90.00
		22110	BERGEN	NHP-0017 (307)	705	\$88.00	\$55.00	\$42.00	\$40.00
		22128	ESSEX	NHP-D00S (591)	998	\$125.00	\$110.00		\$40.00
		22117	PASSAIC	NHP-0020 (301)	5,157	\$86.00	\$45.00	\$60.00	\$50.00
	2022Q3	22149	MORRIS	HSIP-0015 (313)	547	\$40.00	\$70.00	\$46.90	\$55.00
		22137	UNION	NHP-0022 (353)	549	\$56.00	\$56.00	\$30.00	\$88.00
-----									
9" X 10" CONCRETE VERTICAL CURB, DOWELLE / LF									
607051P	2022Q2	22105	UNION	NHP-0439 (303)	280	\$80.00			\$60.00
-----									
24" X VARIABLE HEIGHT CONCRETE BARRIER C / LF									
607060P	2022Q2	22117	PASSAIC	NHP-0020 (301)	419	\$220.00	\$260.00	\$500.00	\$155.00
		22123	BERGEN	STBGP-0208 (302)	1,139	\$225.00	\$150.00	\$225.00	\$220.00
	2022Q3	22137	UNION	NHP-0022 (353)	318	\$250.00	\$430.00	\$225.00	\$200.00
-----									
24" X VARIABLE HEIGHT CONCRETE BARRIER C / LF									
607066P	2022Q2	22117	PASSAIC	NHP-0020 (301)	1,714	\$200.00	\$240.00	\$540.00	\$195.00
-----									
9" X VARIABLE HEIGHT CONCRETE VERTICAL C / LF									
607069P	2023Q1	23403	HUDSON	STATE	50	\$89.00	\$48.00	\$93.50	\$90.00
		23401	SUSSEX	STATE	100	\$77.00	\$90.00	\$46.00	\$90.00
		23402	MORRIS	STATE	100	\$75.00	\$83.00	\$62.00	\$96.00
-----									
GRANITE CURB / LF									
607075P	2022Q2	22105	UNION	NHP-0439 (303)	53	\$90.00			\$125.00
		22129	MORRIS	STBGP-FLEX-0046 (351)	178	\$80.00	\$170.00	\$171.38	\$200.00

HISTORICAL BID PRICE LISTING  
BY REGION

REGION: N

PAY ITEM	CALENDAR QUARTER	CONTRACT NUMBER	COUNTY LOCATION	PROJECT DESCRIPTION	BID QUANTITY	AWARD PRICE	SECOND BIDDER	THIRD BIDDER	ESTIMATE
-----									
GRANITE CURB / LF									
607075P	2022Q3	22149	MORRIS	HSIP-0015 (313)	41	\$40.00	\$85.00	\$66.30	\$104.00
-----									
BELGIAN BLOCK CURB / LF									
607076P	2023Q1	23402	MORRIS	STATE	24	\$75.00	\$83.00	\$100.00	\$74.00
-----									
RESET GRANITE CURB / LF									
607078P	2022Q2	22105	UNION	NHP-0439 (303)	160	\$75.00			\$75.00
-----									
9" X 4" HOT MIX ASPHALT CURB / LF									
607081P	2022Q2	22127	BERGEN	CRRSAA-FLEX-0004 (32	143	\$30.00	\$30.00	\$24.14	\$20.00
		22122	MORRIS	NHP-0015 (311)	1,030	\$48.00	\$25.00	\$15.32	\$20.00
	2022Q3	22149	MORRIS	HSIP-0015 (313)	467	\$21.50	\$28.50	\$22.45	\$15.00

HISTORICAL BID PRICE LISTING  
 BY REGION

REGION: N

PAY ITEM	CALENDAR QUARTER	CONTRACT NUMBER	COUNTY LOCATION	PROJECT DESCRIPTION	BID QUANTITY	AWARD PRICE	SECOND BIDDER	THIRD BIDDER	ESTIMATE
-----									
15" X 51" F SHAPE CONCRETE BARRIER CURB / LF									
607110P	2023Q1	22158	ESSEX	NHP-0280 (337)	248	\$183.00	\$250.00	\$185.00	\$300.00
-----									
24 1/2" X ___" F SHAPE BAR CURB, DOWELLED / LF									
607112P	2022Q2	22117	PASSAIC	NHP-0020 (301)	1,822	\$165.00	\$175.00	\$425.00	\$185.00
-----									
15" X VAR HT F SHAPE CONC BAR CURB, DOW / LF									
607113P	2023Q1	22158	ESSEX	NHP-0280 (337)	35	\$186.00	\$250.00	\$190.00	\$1,020
-----									
VAR WIDTH X VAR HT F SHAPE CONC BAR CURB / LF									
607115P	2022Q2	22117	PASSAIC	NHP-0020 (301)	4,072	\$465.00	\$305.00	\$600.00	\$195.00

HISTORICAL BID PRICE LISTING  
BY REGION

REGION: N

PAY ITEM	CALENDAR QUARTER	CONTRACT NUMBER	COUNTY LOCATION	PROJECT DESCRIPTION	BID QUANTITY	AWARD PRICE	SECOND BIDDER	THIRD BIDDER	ESTIMATE
-----									
NONVEGETATIVE SURFACE, HOT MIX ASPHALT / SY									
608003P	2022Q2	22105	UNION	NHP-0439 (303)	16	\$47.50			\$100.00
		22463	MORRIS	N/A	350	\$50.00	\$60.00		\$50.00
	2022Q3	22137	UNION	NHP-0022 (353)	160	\$55.00	\$100.00	\$80.00	\$50.00
	2022Q4	22148	PASSAIC	NHFP-HWY-0046 (356)	266	\$75.00	\$90.00	\$97.50	\$50.00
	2023Q1	23403	HUDSON	STATE	49	\$45.00	\$55.00	\$71.50	\$50.00
		23401	SUSSEX	STATE	50	\$99.00	\$75.00	\$50.00	\$50.00
		23402	MORRIS	STATE	197	\$75.00	\$55.00	\$25.00	\$50.00
-----									
NONVEGETATIVE SURFACE, POROUS HMA / SY									
608004P	2022Q2	22115	ESSEX	NHP-0021 (353)	246	\$50.00	\$53.00	\$48.16	\$50.00
		22127	BERGEN	CRRSAA-FLEX-0004 (32)	501	\$77.50	\$77.50	\$86.00	\$67.00
		22122	MORRIS	NHP-0015 (311)	637	\$55.00	\$65.00	\$35.00	\$55.00
		22110	BERGEN	NHP-0017 (307)	999	\$48.00	\$45.00	\$66.75	\$48.00
		22128	ESSEX	NHP-D00S (591)	1,096	\$100.00	\$55.00		\$50.00
		22117	PASSAIC	NHP-0020 (301)	16,121	\$48.00	\$49.00	\$44.00	\$35.00
	2023Q1	22158	ESSEX	NHP-0280 (337)	1,165	\$116.00	\$48.00	\$55.00	\$35.00
-----									
NONVEGETATIVE SURFACE, POROUS HOT MIX AS / SY									
608005P	2022Q2	22463	MORRIS	N/A	200	\$50.00	\$70.00		\$60.00
		22123	BERGEN	STBGP-0208 (302)	2,900	\$66.00	\$45.00	\$100.00	\$35.00
	2022Q3	22149	MORRIS	HSIP-0015 (313)	225	\$71.00	\$70.00	\$65.30	\$60.00
	2023Q1	22158	ESSEX	NHP-0280 (337)	897	\$116.00	\$60.00	\$60.00	\$48.00
-----									
NONVEGETATIVE SURFACE, POLYESTER MATTING / SY									
608012P	2022Q2	22127	BERGEN	CRRSAA-FLEX-0004 (32)	552	\$68.00	\$68.00	\$51.60	\$71.00
	2022Q3	22149	MORRIS	HSIP-0015 (313)	698	\$57.50	\$58.00	\$53.05	\$45.00

HISTORICAL BID PRICE LISTING  
 BY REGION

REGION: N

PAY ITEM	CALENDAR QUARTER	CONTRACT NUMBER	COUNTY LOCATION	PROJECT DESCRIPTION	BID QUANTITY	AWARD PRICE	SECOND BIDDER	THIRD BIDDER	ESTIMATE
NONVEGETATIVE SURFACE, BROKEN STONE / SY									
608015P	2023Q1	23401	SUSSEX	STATE	360	\$33.00	\$60.00	\$55.00	\$50.00



HISTORICAL BID PRICE LISTING  
BY REGION

REGION: N

PAY ITEM	CALENDAR QUARTER	CONTRACT NUMBER	COUNTY LOCATION	PROJECT DESCRIPTION	BID QUANTITY	AWARD PRICE	SECOND BIDDER	THIRD BIDDER	ESTIMATE
-----									
BEAM GUIDE RAIL / LF									
609003M	2022Q2	22115	ESSEX	NHP-0021 (353)	337	\$39.00	\$45.00	\$37.80	\$45.00
		22127	BERGEN	CRRSAA-FLEX-0004 (32	622	\$53.75	\$53.75	\$50.46	\$41.00
		22122	MORRIS	NHP-0015 (311)	1,187	\$40.00	\$45.00	\$44.00	\$40.00
		22110	BERGEN	NHP-0017 (307)	1,250	\$40.00	\$46.00	\$50.00	\$37.00
		22123	BERGEN	STBGP-0208 (302)	3,976	\$40.00	\$36.00	\$43.50	\$30.00
		22128	ESSEX	NHP-D00S (591)	7,438	\$41.00	\$52.00		\$45.00
		22117	PASSAIC	NHP-0020 (301)	24,658	\$40.00	\$39.00	\$40.00	\$27.00
		22463	MORRIS	N/A	55,600	\$69.50	\$65.00		\$60.00
	2022Q3	22137	UNION	NHP-0022 (353)	126	\$42.00	\$90.00	\$70.00	\$47.00
		22149	MORRIS	HSIP-0015 (313)	1,129	\$47.00	\$43.00	\$39.25	\$35.00
	2022Q4	22148	PASSAIC	NHFP-HWY-0046 (356)	325	\$48.00	\$70.00	\$70.25	\$38.00
	2023Q1	22158	ESSEX	NHP-0280 (337)	1,432	\$39.00	\$33.00	\$37.00	\$38.00
-----									
BEAM GUIDE RAIL, BRIDGE / LF									
609004M	2022Q2	22128	ESSEX	NHP-D00S (591)	625	\$250.00	\$350.00		\$150.00
		22117	PASSAIC	NHP-0020 (301)	711	\$195.00	\$190.00	\$285.00	\$160.00
		22105	UNION	NHP-0439 (303)	910	\$167.00			\$250.00
	2023Q1	22158	ESSEX	NHP-0280 (337)	85	\$238.00	\$200.00	\$225.00	\$240.00
-----									
MODIFIED THRIE BEAM GUIDE RAIL / LF									
609009M	2022Q2	22117	PASSAIC	NHP-0020 (301)	28	\$100.00	\$95.00	\$95.00	\$75.00
		22463	MORRIS	N/A	2,750	\$69.50	\$85.00		\$65.00
	2022Q3	22149	MORRIS	HSIP-0015 (313)	19	\$112.00	\$115.00	\$108.10	\$60.00
-----									
THRIE BEAM GUIDE RAIL, BRIDGE / LF									
609015M	2022Q2	22128	ESSEX	NHP-D00S (591)	50	\$275.00	\$375.00		\$175.00
		22117	PASSAIC	NHP-0020 (301)	388	\$225.00	\$230.00	\$225.00	\$125.00

HISTORICAL BID PRICE LISTING  
BY REGION

REGION: N

PAY ITEM	CALENDAR QUARTER	CONTRACT NUMBER	COUNTY LOCATION	PROJECT DESCRIPTION	BID QUANTITY	AWARD PRICE	SECOND BIDDER	THIRD BIDDER	ESTIMATE
RUB RAIL / LF									
609021M	2022Q2	22122	MORRIS	NHP-0015 (311)	100	\$14.00	\$18.00	\$16.00	\$16.00
FLARED GUIDE RAIL TERMINAL / U									
609024M	2022Q2	22463	MORRIS	N/A	225	\$2,925	\$4,500		\$3,000
BURIED GUIDE RAIL TERMINAL / U									
609025M	2022Q2	22463	MORRIS	N/A	5	\$1	\$3,000		\$1,000
	2022Q3	22149	MORRIS	HSIP-0015 (313)	1	\$3,350	\$3,100	\$2,856	\$2,500
TANGENT GUIDE RAIL TERMINAL / U									
609027M	2022Q2	22123	BERGEN	STBGP-0208 (302)	1	\$4,000	\$4,250	\$3,500	\$3,400
		22105	UNION	NHP-0439 (303)	2	\$4,200			\$4,500
		22122	MORRIS	NHP-0015 (311)	2	\$4,000	\$4,000	\$4,100	\$4,200
		22127	BERGEN	CRRSAA-FLEX-0004 (32)	3	\$3,675	\$3,675	\$4,426	\$4,500
		22128	ESSEX	NHP-D00S (591)	3	\$4,200	\$4,550		\$3,800
		22110	BERGEN	NHP-0017 (307)	5	\$4,620	\$4,300	\$4,800	\$3,500
		22117	PASSAIC	NHP-0020 (301)	24	\$4,600	\$4,500	\$4,300	\$3,750
		22463	MORRIS	N/A	80	\$3,000	\$4,500		\$2,800
	2022Q3	22137	UNION	NHP-0022 (353)	2	\$4,100	\$5,600	\$4,750	\$4,000
		22149	MORRIS	HSIP-0015 (313)	7	\$4,300	\$4,300	\$3,861	\$4,200
	2023Q1	22158	ESSEX	NHP-0280 (337)	2	\$4,765	\$3,800	\$4,400	\$4,000
TELESCOPING GUIDE RAIL END TERMINAL / U									
609030M	2022Q2	22463	MORRIS	N/A	35	\$2,200	\$7,200		\$3,800
CONTROLLED RELEASE TERMINAL / U									
609033M	2022Q2	22122	MORRIS	NHP-0015 (311)	1	\$700	\$2,400	\$799	\$1,800

HISTORICAL BID PRICE LISTING  
BY REGION

REGION: N

PAY ITEM	CALENDAR QUARTER	CONTRACT NUMBER	COUNTY LOCATION	PROJECT DESCRIPTION	BID QUANTITY	AWARD PRICE	SECOND BIDDER	THIRD BIDDER	ESTIMATE
CONTROLLED RELEASE TERMINAL / U									
609033M	(cont)	22463	MORRIS	N/A	15	\$700	\$2,500		\$750.00
CONTROLLED RELEASE TERMINAL ANCHORAGE / U									
609036M	2022Q2	22122	MORRIS	NHP-0015 (311)	1	\$2,700	\$2,600	\$3,100	\$1,750
		22463	MORRIS	N/A	5	\$700	\$3,500		\$750.00
BEAM GUIDE RAIL ANCHORAGE / U									
609039M	2022Q2	22123	BERGEN	STBGP-0208 (302)	2	\$2,000	\$1,150	\$1,800	\$1,200
		22127	BERGEN	CRRSAA-FLEX-0004 (32)	2	\$1,885	\$1,885	\$2,242	\$1,600
		22105	UNION	NHP-0439 (303)	3	\$2,100			\$1,750
		22110	BERGEN	NHP-0017 (307)	5	\$1,330	\$2,225	\$2,500	\$1,200
		22122	MORRIS	NHP-0015 (311)	5	\$1,400	\$2,000	\$1,500	\$1,500
		22128	ESSEX	NHP-D00S (591)	8	\$1,800	\$2,950		\$1,200
		22117	PASSAIC	NHP-0020 (301)	38	\$1,400	\$1,400	\$1,400	\$900.00
		22463	MORRIS	N/A	60	\$1,000	\$3,500		\$1,250
	2022Q3	22137	UNION	NHP-0022 (353)	1	\$1,300	\$4,500	\$3,750	\$1,700
		22149	MORRIS	HSIP-0015 (313)	8	\$2,150	\$2,200	\$2,004	\$1,200
	2022Q4	22148	PASSAIC	NHFP-HWY-0046 (356)	2	\$2,300	\$3,000	\$4,550	\$1,300
	2023Q1	22158	ESSEX	NHP-0280 (337)	4	\$2,224	\$1,800	\$2,200	\$1,240
BEAM GUIDE RAIL POST / U									
609042M	2022Q2	22110	BERGEN	NHP-0017 (307)	72	\$99.00	\$155.00	\$170.00	\$105.00
		22128	ESSEX	NHP-D00S (591)	118	\$220.00	\$100.00		\$112.00
BEAM GUIDE RAIL POST, 7' LONG / U									
609045M	2022Q2	22128	ESSEX	NHP-D00S (591)	54	\$20.00	\$115.00		\$100.00
BEAM GUIDE RAIL POST, 8' LONG / U									
609048M	2022Q2	22128	ESSEX	NHP-D00S (591)	15	\$40.00	\$130.00		\$125.00

HISTORICAL BID PRICE LISTING  
BY REGION

REGION: N

PAY ITEM	CALENDAR QUARTER	CONTRACT NUMBER	COUNTY LOCATION	PROJECT DESCRIPTION	BID QUANTITY	AWARD PRICE	SECOND BIDDER	THIRD BIDDER	ESTIMATE
BEAM GUIDE RAIL POST, 9' LONG / U		22123	BERGEN	STBGP-0208 (302)	164	\$40.00	\$115.00	\$35.00	\$50.00
609050M	2022Q2	22117	PASSAIC	NHP-0020 (301)	15	\$125.00	\$118.00	\$115.00	\$75.00
-----									
BEAM GUIDE RAIL ELEMENT / LF									
609054M	2022Q2	22128	ESSEX	NHP-D00S (591)	32	\$15.00	\$37.00		\$25.00
	2022Q3	22137	UNION	NHP-0022 (353)	25	\$16.00	\$65.00	\$50.00	\$22.00
-----									
APPROACH GUIDE RAIL TRANSITION TL-2 / U									
609058M	2022Q2	22128	ESSEX	NHP-D00S (591)	2	\$3,000	\$3,850		\$2,800
		22127	BERGEN	CRRSAA-FLEX-0004 (32)	4	\$3,000	\$3,000	\$4,271	\$3,000
-----									
APPROACH GUIDE RAIL TRANSITION TL-3 / U									
609059M	2022Q2	22122	MORRIS	NHP-0015 (311)	2	\$5,000	\$6,000	\$5,600	\$4,500
		22128	ESSEX	NHP-D00S (591)	4	\$6,000	\$6,150		\$4,400
		22117	PASSAIC	NHP-0020 (301)	18	\$3,600	\$3,600	\$3,500	\$3,000
	2022Q3	22149	MORRIS	HSIP-0015 (313)	1	\$6,050	\$6,100	\$5,610	\$4,500
		22137	UNION	NHP-0022 (353)	2	\$3,300	\$6,700	\$5,750	\$4,200
-----									
RESET BEAM GUIDE RAIL WITH EXISTING POST / LF									
609063M	2022Q2	22117	PASSAIC	NHP-0020 (301)	175	\$20.00	\$16.00	\$17.00	\$15.00
		22122	MORRIS	NHP-0015 (311)	250	\$30.00	\$16.00	\$28.00	\$20.00
-----									
REMOVAL OF BEAM GUIDE RAIL / LF									
609075M	2022Q2	22115	ESSEX	NHP-0021 (353)	337	\$1.20	\$2.00	\$1.12	\$6.00
		22105	UNION	NHP-0439 (303)	630	\$1.00			\$5.00
		22110	BERGEN	NHP-0017 (307)	1,087	\$1.20	\$4.00	\$4.00	\$5.00

HISTORICAL BID PRICE LISTING  
BY REGION

REGION: N

PAY ITEM	CALENDAR QUARTER	CONTRACT NUMBER	COUNTY LOCATION	PROJECT DESCRIPTION	BID QUANTITY	AWARD PRICE	SECOND BIDDER	THIRD BIDDER	ESTIMATE
REMOVAL OF BEAM GUIDE RAIL / LF									
609075M	(cont)	22127	BERGEN	CRRSAA-FLEX-0004 (32	1,147	\$3.00	\$3.00	\$6.88	\$3.00
		22122	MORRIS	NHP-0015 (311)	1,725	\$10.00	\$7.00	\$1.10	\$4.00
		22123	BERGEN	STBGP-0208 (302)	4,107	\$4.00	\$1.00	\$1.00	\$6.00
		22128	ESSEX	NHP-D00S (591)	8,290	\$5.00	\$3.25		\$3.00
		22117	PASSAIC	NHP-0020 (301)	25,664	\$1.00	\$2.50	\$1.00	\$1.00
	2022Q3	22149	MORRIS	HSIP-0015 (313)	1,110	\$3.50	\$3.00	\$3.05	\$3.00
	2022Q4	22152	WARREN	CMAQ-0046 (353)	40	\$10.00	\$50.00	\$30.00	\$4.00
		22148	PASSAIC	NHFP-HWY-0046 (356)	366	\$1.00	\$5.00	\$3.90	\$6.00
	2023Q1	22158	ESSEX	NHP-0280 (337)	1,302	\$1.00	\$5.00	\$6.00	\$2.00

HISTORICAL BID PRICE LISTING  
BY REGION

REGION: N

PAY ITEM	CALENDAR QUARTER	CONTRACT NUMBER	COUNTY LOCATION	PROJECT DESCRIPTION	BID QUANTITY	AWARD PRICE	SECOND BIDDER	THIRD BIDDER	ESTIMATE	
TRAFFIC STRIPES, 4" / LF										
610003M	2022Q2	22122	MORRIS	NHP-0015 (311)	4,868	\$0.90	\$1.00	\$1.10	\$1.00	
		22105	UNION	NHP-0439 (303)	5,280	\$0.65			\$1.00	
		22129	MORRIS	STBGP-FLEX-0046 (351)	7,920	\$0.65	\$0.75	\$0.80	\$1.00	
		22127	BERGEN	CRRSAA-FLEX-0004 (32)	14,520	\$0.60	\$0.60	\$0.62	\$1.00	
		22105	UNION	NHP-0439 (303)	33,815	\$0.65			\$1.00	
		22123	BERGEN	STBGP-0208 (302)	41,965	\$0.65	\$0.45	\$0.40	\$1.05	
		22117	PASSAIC	NHP-0020 (301)	126,800	\$0.45	\$0.40	\$0.64	\$0.50	
		22110	BERGEN	NHP-0017 (307)	141,750	\$0.45	\$0.33	\$0.35	\$0.50	
	22115	ESSEX	NHP-0021 (353)	200,000	\$0.40	\$0.38	\$0.34	\$1.00		
	2022Q3	22137	UNION	NHP-0022 (353)	26,057	\$0.53	\$0.75	\$0.75	\$1.00	
		22149	MORRIS	HSIP-0015 (313)	42,300	\$0.38	\$0.45	\$0.40	\$1.00	
	2022Q4	22152	WARREN	CMAQ-0046 (353)	4,200	\$0.65	\$1.00	\$0.70	\$1.00	
		22148	PASSAIC	NHFP-HWY-0046 (356)	5,624	\$0.80	\$1.00	\$1.45	\$1.25	
		22145	WARREN	NHP-0094 (306)	146,355	\$1.13			\$1.00	
	2023Q1	22158	ESSEX	NHP-0280 (337)	950	\$1.00	\$0.35	\$0.65	\$1.50	
		21410	BERGEN	NHP-D00S (642)	15,000	\$1.00	\$1.00	\$2.00	\$3.50	
		22450	MORRIS	NHP-0040 (314)	15,000	\$1.00	\$1.00	\$1.50	\$3.50	
		23448	MORRIS	N/A	34,000	\$1.50	\$1.75		\$1.30	
		23448	MORRIS	N/A	54,000	\$1.25	\$1.65		\$1.10	
		22160	WARREN	0046996	93,000	\$0.65			\$1.00	
		22159	BERGEN	NHP-0017 (310)	94,500	\$0.35	\$0.46	\$0.36	\$0.50	
		23402	MORRIS	STATE	95,113	\$0.35	\$0.40	\$0.37	\$0.30	
		23403	HUDSON	STATE	96,763	\$0.34	\$0.35	\$0.45	\$0.50	
		23402	MORRIS	STATE	150,000	\$0.35	\$0.40	\$0.35	\$0.36	
		23403	HUDSON	STATE	150,000	\$0.36	\$0.35	\$0.42	\$0.36	
		23401	SUSSEX	STATE	338,169	\$0.40	\$0.40	\$0.34	\$0.36	
	TRAFFIC STRIPES, 6" / LF									
	610006M	2022Q2	22128	ESSEX	NHP-D00S (591)	1,500	\$3.00	\$2.65		\$2.00
		2022Q3	22142	MORRIS	NHP-0080 (335)	63,600	\$0.57	\$0.45	\$0.57	\$1.00
		2022Q4	22154	MORRIS	NHP-0080 (334)	275,000	\$0.01	\$0.42	\$0.02	\$1.00

HISTORICAL BID PRICE LISTING  
BY REGION

REGION: N

PAY ITEM	CALENDAR QUARTER	CONTRACT NUMBER	COUNTY LOCATION	PROJECT DESCRIPTION	BID QUANTITY	AWARD PRICE	SECOND BIDDER	THIRD BIDDER	ESTIMATE
-----									
TRAFFIC STRIPES, 6" / LF									
610006M	2023Q1	23448	MORRIS	N/A	20,000	\$2.00	\$2.48		\$1.30
		23448	MORRIS	N/A	23,125	\$2.00	\$2.60		\$1.60
		23402	MORRIS	STATE	37,500	\$0.42	\$0.60	\$0.41	\$0.49
		23403	HUDSON	STATE	37,500	\$0.39	\$0.38	\$0.62	\$0.49
		22158	ESSEX	NHP-0280 (337)	45,400	\$1.00	\$0.50	\$0.90	\$0.50
-----									
TRAFFIC STRIPES, 8" / LF									
610007M	2022Q2	22128	ESSEX	NHP-D00S (591)	200	\$4.00	\$3.95		\$2.00
		22129	MORRIS	STBGP-FLEX-0046 (351)	327	\$1.30	\$1.50	\$1.61	\$2.00
		22117	PASSAIC	NHP-0020 (301)	12,100	\$0.85	\$0.72	\$1.16	\$0.50
	2022Q3	22137	UNION	NHP-0022 (353)	710	\$1.05	\$1.25	\$1.00	\$2.00
		22142	MORRIS	NHP-0080 (335)	1,000	\$0.76	\$0.70	\$0.70	\$2.00
		22149	MORRIS	HSIP-0015 (313)	1,900	\$0.65	\$0.75	\$0.70	\$1.00
	2022Q4	22152	WARREN	CMAQ-0046 (353)	770	\$1.30	\$2.00	\$1.35	\$1.00
		22148	PASSAIC	NHFP-HWY-0046 (356)	1,146	\$1.55	\$2.00	\$2.85	\$1.50
		22154	MORRIS	NHP-0080 (334)	16,000	\$0.70	\$0.75	\$1.00	\$1.00
	2023Q1	22160	WARREN	0046996	850	\$1.30			\$2.00
		22158	ESSEX	NHP-0280 (337)	3,200	\$2.00	\$0.70	\$1.20	\$1.00
		23401	SUSSEX	STATE	4,070	\$0.80	\$0.70	\$0.68	\$0.80
		23403	HUDSON	STATE	8,496	\$0.65	\$0.70	\$0.90	\$0.75
		23448	MORRIS	N/A	9,580	\$3.00	\$3.50		\$1.85
		23448	MORRIS	N/A	10,000	\$3.00	\$3.30		\$1.50
		23402	MORRIS	STATE	20,000	\$0.71	\$0.80	\$0.70	\$0.69
		23403	HUDSON	STATE	20,000	\$0.70	\$0.68	\$0.83	\$0.69
		23402	MORRIS	STATE	20,966	\$0.71	\$0.80	\$0.75	\$0.45
-----									
TRAFFIC MARKINGS / SF									
610009M	2022Q2	22129	MORRIS	STBGP-FLEX-0046 (351)	566	\$8.00	\$8.00	\$8.03	\$8.00
	2022Q4	22145	WARREN	NHP-0094 (306)	180	\$18.00			\$7.00
-----									
RPM, MONO-DIRECTIONAL, WHITE LENS / U									
610012M	2022Q2	22129	MORRIS	STBGP-FLEX-0046 (351)	16	\$50.00	\$50.00	\$64.27	\$45.00

HISTORICAL BID PRICE LISTING  
BY REGION

REGION: N

PAY ITEM	CALENDAR QUARTER	CONTRACT NUMBER	COUNTY LOCATION	PROJECT DESCRIPTION	BID QUANTITY	AWARD PRICE	SECOND BIDDER	THIRD BIDDER	ESTIMATE
		22105	UNION	NHP-0439 (303)	25	\$35.00			\$35.00
RPM, MONO-DIRECTIONAL, WHITE LENS / U									
610012M	(cont)	22122	MORRIS	NHP-0015 (311)	32	\$55.00	\$150.00	\$66.00	\$50.00
		22123	BERGEN	STBGP-0208 (302)	56	\$35.00	\$53.00	\$50.00	\$46.00
		22105	UNION	NHP-0439 (303)	302	\$35.00			\$35.00
		22110	BERGEN	NHP-0017 (307)	1,100	\$41.60	\$32.00	\$35.00	\$31.00
		22117	PASSAIC	NHP-0020 (301)	1,300	\$42.00	\$36.00	\$38.10	\$30.00
		22115	ESSEX	NHP-0021 (353)	2,400	\$42.00	\$33.20	\$34.65	\$29.00
	2022Q3	22137	UNION	NHP-0022 (353)	119	\$31.00	\$34.00	\$80.00	\$48.00
		22149	MORRIS	HSIP-0015 (313)	220	\$34.00	\$38.00	\$34.70	\$45.00
		22142	MORRIS	NHP-0080 (335)	655	\$40.00	\$32.00	\$28.20	\$44.00
	2022Q4	22152	WARREN	CMAQ-0046 (353)	30	\$45.00	\$250.00	\$50.00	\$54.00
		22148	PASSAIC	NHFP-HWY-0046 (356)	124	\$36.50	\$40.00	\$63.00	\$50.00
		22154	MORRIS	NHP-0080 (334)	1,800	\$32.55	\$35.30	\$20.00	\$35.00
	2023Q1	23401	SUSSEX	STATE	12	\$40.00	\$44.50	\$42.00	\$54.00
		23448	MORRIS	N/A	25	\$40.00	\$45.00		\$38.00
		22160	WARREN	0046996	100	\$49.69			\$48.00
		23402	MORRIS	STATE	291	\$34.65	\$40.00	\$36.00	\$36.50
		23403	HUDSON	STATE	433	\$33.60	\$35.00	\$42.00	\$55.00
		23402	MORRIS	STATE	750	\$34.65	\$40.00	\$35.00	\$34.00
		23403	HUDSON	STATE	750	\$34.12	\$32.50	\$40.00	\$34.00
		22159	BERGEN	NHP-0017 (310)	1,159	\$37.00	\$44.00	\$34.10	\$33.00
-----									
TRAFFIC MARKING LINES, 4" / LF									
610013M	2023Q1	23448	MORRIS	N/A	7,500	\$2.50	\$2.85		\$1.75
		23402	MORRIS	STATE	10,000	\$0.84	\$0.85	\$0.90	\$0.71
		23403	HUDSON	STATE	10,000	\$0.78	\$0.75	\$0.83	\$0.71
-----									
TRAFFIC MARKING LINES, 8" / LF									
610014M	2022Q2	22129	MORRIS	STBGP-FLEX-0046 (351)	185	\$1.75	\$2.00	\$1.61	\$3.00
		22127	BERGEN	CRRSAA-FLEX-0004 (32)	572	\$1.60	\$1.60	\$1.72	\$1.50
		22105	UNION	NHP-0439 (303)	1,840	\$1.70			\$2.00



HISTORICAL BID PRICE LISTING  
BY REGION

REGION: N

PAY ITEM	CALENDAR QUARTER	CONTRACT NUMBER	COUNTY LOCATION	PROJECT DESCRIPTION	BID QUANTITY	AWARD PRICE	SECOND BIDDER	THIRD BIDDER	ESTIMATE
TRAFFIC MARKING LINES, 8" / LF									
610014M	(cont)	22117	PASSAIC	NHP-0020 (301)	2,500	\$2.00	\$1.65	\$1.73	\$2.00
		22105	UNION	NHP-0439 (303)	7,175	\$1.70			\$2.00
		22110	BERGEN	NHP-0017 (307)	8,350	\$1.75	\$1.50	\$1.65	\$2.00
		22115	ESSEX	NHP-0021 (353)	11,000	\$1.75	\$1.90	\$1.57	\$1.00
	2022Q3	22149	MORRIS	HSIP-0015 (313)	1,350	\$1.65	\$1.85	\$1.75	\$2.00
		22142	MORRIS	NHP-0080 (335)	3,400	\$1.60	\$1.65	\$1.80	\$2.00
	2022Q4	22152	WARREN	CMAQ-0046 (353)	1,200	\$1.75	\$2.00	\$2.20	\$2.00
	2023Q1	22160	WARREN	0046996	950	\$2.50			\$2.00
		23403	HUDSON	STATE	1,457	\$2.10	\$2.15	\$1.75	\$1.67
		23402	MORRIS	STATE	2,896	\$1.78	\$1.65	\$1.85	\$1.70
		23401	SUSSEX	STATE	3,429	\$1.65	\$2.20	\$2.10	\$1.67
		23402	MORRIS	STATE	5,000	\$2.10	\$1.65	\$2.20	\$1.40
		23403	HUDSON	STATE	5,000	\$1.83	\$1.75	\$1.65	\$1.40
		22159	BERGEN	NHP-0017 (310)	7,223	\$2.00	\$1.85	\$0.89	\$2.00
		23448	MORRIS	N/A	7,500	\$5.00	\$5.70		\$6.00
-----									
RPM, BI-DIRECTIONAL, WHITE LENS / U									
610015M	2023Q1	22158	ESSEX	NHP-0280 (337)	174	\$26.00	\$95.00	\$45.00	\$20.00
-----									
TRAFFIC MARKING LINES, 12" / LF									
610016M	2022Q2	22129	MORRIS	STBGP-FLEX-0046 (351)	44	\$2.65	\$3.00	\$2.41	\$4.00
		22122	MORRIS	NHP-0015 (311)	120	\$7.00	\$8.00	\$8.80	\$3.00
	2022Q3	22149	MORRIS	HSIP-0015 (313)	70	\$2.20	\$2.25	\$2.05	\$3.00
	2022Q4	22148	PASSAIC	NHFP-HWY-0046 (356)	582	\$2.50	\$3.00	\$3.00	\$3.00
	2023Q1	22158	ESSEX	NHP-0280 (337)	40	\$3.00	\$2.50	\$4.00	\$3.00
		22160	WARREN	0046996	100	\$3.75			\$3.00
		23448	MORRIS	N/A	2,000	\$6.50	\$8.55		\$11.00
-----									
TRAFFIC MARKING LINES, 24" / LF									
610017M	2022Q2	22128	ESSEX	NHP-D00S (591)	200	\$20.00	\$19.75		\$6.00

HISTORICAL BID PRICE LISTING  
BY REGION

REGION: N

PAY ITEM	CALENDAR QUARTER	CONTRACT NUMBER	COUNTY LOCATION	PROJECT DESCRIPTION	BID QUANTITY	AWARD PRICE	SECOND BIDDER	THIRD BIDDER	ESTIMATE
		22127	BERGEN	CRRSAA-FLEX-0004 (32	202	\$4.60	\$4.60	\$5.16	\$5.60
TRAFFIC MARKING LINES, 24" / LF									
610017M	(cont)	22129	MORRIS	STBGP-FLEX-0046 (351)	760	\$5.25	\$5.00	\$4.82	\$7.00
		22105	UNION	NHP-0439 (303)	1,870	\$5.05			\$5.00
		22110	BERGEN	NHP-0017 (307)	2,150	\$5.20	\$4.80	\$5.25	\$5.50
		22115	ESSEX	NHP-0021 (353)	4,000	\$5.80	\$5.60	\$5.25	\$5.00
		22117	PASSAIC	NHP-0020 (301)	5,400	\$6.00	\$5.60	\$5.20	\$5.00
		22105	UNION	NHP-0439 (303)	5,620	\$5.05			\$5.00
	2022Q3	22137	UNION	NHP-0022 (353)	170	\$12.50	\$13.50	\$20.00	\$8.00
		22142	MORRIS	NHP-0080 (335)	900	\$4.80	\$5.75	\$5.60	\$7.00
		22149	MORRIS	HSIP-0015 (313)	1,300	\$5.50	\$5.75	\$5.30	\$7.00
	2022Q4	22152	WARREN	CMAQ-0046 (353)	360	\$5.25	\$10.00	\$5.00	\$6.00
		22148	PASSAIC	NHFP-HWY-0046 (356)	640	\$5.00	\$6.00	\$5.85	\$6.00
		22154	MORRIS	NHP-0080 (334)	1,200	\$6.30	\$4.95	\$10.00	\$8.00
	2023Q1	22158	ESSEX	NHP-0280 (337)	410	\$5.00	\$5.00	\$7.00	\$6.00
		22160	WARREN	0046996	1,000	\$7.50			\$7.00
		22159	BERGEN	NHP-0017 (310)	1,700	\$5.75	\$5.45	\$5.77	\$6.00
		23402	MORRIS	STATE	2,000	\$6.30	\$4.95	\$6.03	\$5.00
		23403	HUDSON	STATE	2,000	\$5.46	\$5.20	\$5.00	\$5.00
		23403	HUDSON	STATE	4,380	\$5.46	\$5.50	\$5.20	\$4.80
		23402	MORRIS	STATE	5,275	\$5.46	\$4.95	\$5.70	\$4.30
		23448	MORRIS	N/A	6,550	\$15.00	\$17.00		\$16.00
		23401	SUSSEX	STATE	6,810	\$4.95	\$5.75	\$5.46	\$4.80

-----  
RPM, MONO-DIRECTIONAL, AMBER LENS / U

610018M	2022Q2	22122	MORRIS	NHP-0015 (311)	27	\$55.00	\$150.00	\$66.00	\$50.00
		22105	UNION	NHP-0439 (303)	31	\$35.00			\$35.00
		22129	MORRIS	STBGP-FLEX-0046 (351)	36	\$50.00	\$50.00	\$64.27	\$45.00
		22123	BERGEN	STBGP-0208 (302)	56	\$35.00	\$53.00	\$50.00	\$46.00
		22105	UNION	NHP-0439 (303)	252	\$35.00			\$35.00
		22110	BERGEN	NHP-0017 (307)	330	\$41.60	\$32.00	\$35.00	\$31.00
		22117	PASSAIC	NHP-0020 (301)	700	\$42.00	\$36.00	\$38.10	\$30.00
		22115	ESSEX	NHP-0021 (353)	800	\$42.00	\$33.20	\$34.65	\$32.00
	2022Q3	22137	UNION	NHP-0022 (353)	50	\$32.00	\$34.00	\$80.00	\$48.00

HISTORICAL BID PRICE LISTING  
BY REGION

REGION: N

PAY ITEM	CALENDAR QUARTER	CONTRACT NUMBER	COUNTY LOCATION	PROJECT DESCRIPTION	BID QUANTITY	AWARD PRICE	SECOND BIDDER	THIRD BIDDER	ESTIMATE	
RPM, MONO-DIRECTIONAL, AMBER LENS / U										
610018M	(cont)	22149	MORRIS	HSIP-0015 (313)	80	\$34.00	\$38.00	\$34.70	\$45.00	
		22142	MORRIS	NHP-0080 (335)	230	\$40.00	\$32.00	\$28.20	\$44.00	
	2022Q4	22148	PASSAIC	NHFP-HWY-0046 (356)	68	\$36.50	\$40.00	\$63.00	\$35.00	
		22154	MORRIS	NHP-0080 (334)	650	\$32.55	\$35.30	\$20.00	\$35.00	
	2023Q1	23448	MORRIS	N/A	25	\$40.00	\$45.00		\$38.00	
		23401	SUSSEX	STATE	34	\$40.00	\$44.50	\$42.00	\$43.87	
		22160	WARREN	0046996	50	\$49.69			\$46.00	
		23402	MORRIS	STATE	96	\$34.65	\$40.00	\$44.00	\$32.00	
		23403	HUDSON	STATE	342	\$33.60	\$35.00	\$42.00	\$42.80	
		22159	BERGEN	NHP-0017 (310)	434	\$37.00	\$44.00	\$34.10	\$35.00	
		23402	MORRIS	STATE	750	\$34.65	\$40.00	\$35.00	\$35.00	
		23403	HUDSON	STATE	750	\$34.12	\$32.50	\$40.00	\$35.00	
	RPM, BI-DIRECTIONAL, AMBER LENS / U									
	610021M	2022Q2	22105	UNION	NHP-0439 (303)	12	\$35.00			\$50.00
		22129	MORRIS	STBGP-FLEX-0046 (351)	14	\$50.00	\$50.00	\$64.27	\$45.00	
		22117	PASSAIC	NHP-0020 (301)	20	\$42.00	\$36.00	\$38.10	\$35.00	
		22105	UNION	NHP-0439 (303)	241	\$35.00			\$50.00	
2022Q3		22149	MORRIS	HSIP-0015 (313)	15	\$34.00	\$38.00	\$34.70	\$45.00	
2022Q4		22152	WARREN	CMAQ-0046 (353)	50	\$45.00	\$25.00	\$50.00	\$40.00	
		22145	WARREN	NHP-0094 (306)	600	\$44.82			\$30.00	
2023Q1		23448	MORRIS	N/A	25	\$40.00	\$45.00		\$38.00	
		22158	ESSEX	NHP-0280 (337)	55	\$26.00	\$100.00	\$45.00	\$40.00	
		23403	HUDSON	STATE	119	\$33.60	\$35.00	\$42.00	\$34.50	
		23402	MORRIS	STATE	284	\$34.65	\$40.00	\$36.00	\$35.00	
		22160	WARREN	0046996	310	\$49.69			\$38.00	
		23402	MORRIS	STATE	1,000	\$34.65	\$40.00	\$35.00	\$35.00	
		23403	HUDSON	STATE	1,000	\$34.12	\$32.50	\$40.00	\$35.00	
		23401	SUSSEX	STATE	1,217	\$40.00	\$37.00	\$32.55	\$34.50	
REMOVAL OF RPM / U										
610024M		2022Q2	22122	MORRIS	NHP-0015 (311)	59	\$15.00	\$40.00	\$1.00	\$15.00

HISTORICAL BID PRICE LISTING  
BY REGION

REGION: N

PAY ITEM	CALENDAR QUARTER	CONTRACT NUMBER	COUNTY LOCATION	PROJECT DESCRIPTION	BID QUANTITY	AWARD PRICE	SECOND BIDDER	THIRD BIDDER	ESTIMATE
REMOVAL OF RPM / U									
610024M	(cont)	22129	MORRIS	STBGP-FLEX-0046 (351)	100	\$0.01	\$35.00	\$26.27	\$10.00
		22105	UNION	NHP-0439 (303)	795	\$4.25			\$15.00
		22117	PASSAIC	NHP-0020 (301)	1,400	\$15.00	\$3.25	\$0.17	\$10.00
		22110	BERGEN	NHP-0017 (307)	1,430	\$5.00	\$12.50	\$15.50	\$5.00
		22115	ESSEX	NHP-0021 (353)	3,200	\$14.50	\$6.64	\$10.00	\$10.00
	2022Q3	22137	UNION	NHP-0022 (353)	140	\$5.25	\$16.00	\$30.00	\$16.00
		22149	MORRIS	HSIP-0015 (313)	210	\$5.50	\$19.50	\$13.35	\$10.00
		22142	MORRIS	NHP-0080 (335)	885	\$10.00	\$16.25	\$7.72	\$24.00
	2022Q4	22152	WARREN	CMAQ-0046 (353)	80	\$0.01	\$1.00	\$60.00	\$15.00
		22145	WARREN	NHP-0094 (306)	600	\$65.00			\$5.00
		22154	MORRIS	NHP-0080 (334)	2,500	\$10.00	\$5.00	\$0.02	\$15.00
	2023Q1	23448	MORRIS	N/A	150	\$5.00	\$10.00		\$14.00
		22160	WARREN	0046996	500	\$75.00			\$7.00
		23402	MORRIS	STATE	671	\$2.00	\$5.00	\$7.00	\$6.00
		23403	HUDSON	STATE	894	\$1.00	\$1.00	\$5.00	\$8.00
		23401	SUSSEX	STATE	1,263	\$6.00	\$9.00	\$1.00	\$7.00
		22159	BERGEN	NHP-0017 (310)	1,593	\$18.00	\$5.00	\$10.00	\$6.00
		23402	MORRIS	STATE	2,500	\$2.00	\$4.00	\$1.00	\$4.55
		23403	HUDSON	STATE	2,500	\$1.00	\$0.83	\$4.00	\$4.55
-----									
REMOVAL AND REPLACEMENT OF RPM LENS / U									
610027M	2023Q1	23448	MORRIS	N/A	100	\$20.00	\$23.00		\$16.00
-----									
FLEXIBLE DELINEATOR, GROUND MOUNTED / U									
610030M	2023Q1	23448	MORRIS	N/A	50	\$200.00	\$250.00		\$150.00
-----									
RUMBLE STRIP / LF									
610033M	2022Q2	22122	MORRIS	NHP-0015 (311)	2,450	\$2.00	\$4.00	\$3.00	\$4.00
		22123	BERGEN	STBGP-0208 (302)	7,479	\$3.00	\$1.65	\$2.20	\$3.00

HISTORICAL BID PRICE LISTING  
BY REGION

REGION: N

PAY ITEM	CALENDAR QUARTER	CONTRACT NUMBER	COUNTY LOCATION	PROJECT DESCRIPTION	BID QUANTITY	AWARD PRICE	SECOND BIDDER	THIRD BIDDER	ESTIMATE
RUMBLE STRIP / LF									
610033M	(cont)	22117	PASSAIC	NHP-0020 (301)	15,800	\$1.25	\$0.80	\$5.00	\$1.00
		22115	ESSEX	NHP-0021 (353)	26,500	\$0.61	\$0.52	\$0.56	\$1.00
	2022Q3	22149	MORRIS	HSIP-0015 (313)	650	\$16.25	\$22.00	\$11.40	\$10.00
		22142	MORRIS	NHP-0080 (335)	31,500	\$0.50	\$0.35	\$0.34	\$4.00
	2022Q4	22152	WARREN	CMAQ-0046 (353)	500	\$30.00	\$10.00	\$23.00	\$9.00
		22154	MORRIS	NHP-0080 (334)	67,500	\$0.31	\$0.38	\$0.25	\$1.00
	2023Q1	22158	ESSEX	NHP-0280 (337)	1,210	\$22.00	\$13.50	\$11.00	\$3.00
		23402	MORRIS	STATE	5,000	\$3.15	\$3.80	\$0.95	\$2.10
		23403	HUDSON	STATE	5,000	\$3.15	\$1.67	\$3.80	\$2.10
		23403	HUDSON	STATE	8,363	\$1.70	\$1.75	\$1.75	\$1.70
		23402	MORRIS	STATE	12,562	\$1.37	\$1.20	\$0.85	\$0.80
		22160	WARREN	0046996	20,309	\$0.95			\$1.00
		22159	BERGEN	NHP-0017 (310)	48,000	\$0.35	\$0.45	\$0.39	\$0.50
		23401	SUSSEX	STATE	59,971	\$0.35	\$0.35	\$0.31	\$0.85
	-----								
REMOVAL OF TRAFFIC STRIPES / LF									
610036M	2022Q2	22127	BERGEN	CRRSAA-FLEX-0004 (32	120	\$2.00	\$2.00	\$1.15	\$1.00
		22122	MORRIS	NHP-0015 (311)	6,270	\$1.00	\$0.85	\$0.95	\$1.00
		22129	MORRIS	STBGP-FLEX-0046 (351)	8,000	\$0.90	\$1.00	\$1.02	\$1.00
		22105	UNION	NHP-0439 (303)	12,000	\$0.80			\$1.00
		22123	BERGEN	STBGP-0208 (302)	20,040	\$2.00	\$0.85	\$0.80	\$0.70
		22115	ESSEX	NHP-0021 (353)	200,000	\$0.75	\$0.54	\$0.60	\$1.00
		22117	PASSAIC	NHP-0020 (301)	246,500	\$0.75	\$0.66	\$0.81	\$0.50
	2022Q3	22149	MORRIS	HSIP-0015 (313)	25,500	\$0.65	\$0.75	\$0.65	\$1.00
		22137	UNION	NHP-0022 (353)	29,550	\$0.80	\$1.00	\$0.75	\$1.00
		22142	MORRIS	NHP-0080 (335)	64,400	\$0.90	\$0.75	\$0.42	\$1.00
	2022Q4	22154	MORRIS	NHP-0080 (334)	145,500	\$0.65	\$0.83	\$0.50	\$1.00
		22145	WARREN	NHP-0094 (306)	146,355	\$0.75			\$1.00
	2023Q1	23401	SUSSEX	STATE	500	\$0.01	\$2.25	\$0.01	\$1.00
		23402	MORRIS	STATE	500	\$0.01	\$0.01	\$2.20	\$1.00

HISTORICAL BID PRICE LISTING  
BY REGION

REGION: N

PAY ITEM	CALENDAR QUARTER	CONTRACT NUMBER	COUNTY LOCATION	PROJECT DESCRIPTION	BID QUANTITY	AWARD PRICE	SECOND BIDDER	THIRD BIDDER	ESTIMATE
REMOVAL OF TRAFFIC STRIPES / LF									
610036M	(cont)	23403	HUDSON	STATE	1,000	\$0.01	\$2.15	\$0.01	\$1.00
		23402	MORRIS	STATE	5,000	\$1.05	\$0.01	\$1.10	\$0.83
		23403	HUDSON	STATE	5,000	\$0.84	\$0.80	\$0.01	\$0.83
		23448	MORRIS	N/A	10,000	\$1.00	\$1.15		\$1.50
		22158	ESSEX	NHP-0280 (337)	24,500	\$1.00	\$0.80	\$0.80	\$1.00
		22160	WARREN	0046996	93,000	\$0.75			\$0.70
		22159	BERGEN	NHP-0017 (310)	94,500	\$0.70	\$0.85	\$0.67	\$1.00
-----									
REMOVAL OF RUMBLE STRIP / LF									
610038M	2022Q2	22122	MORRIS	NHP-0015 (311)	2,214	\$20.00	\$18.00	\$18.00	\$20.00
		22123	BERGEN	STBGP-0208 (302)	2,483	\$10.00	\$20.00	\$17.00	\$20.00
		22115	ESSEX	NHP-0021 (353)	18,100	\$6.05	\$13.64	\$5.70	\$5.00
	2022Q3	22149	MORRIS	HSIP-0015 (313)	800	\$1.65	\$20.00	\$24.20	\$15.00
	2023Q1	22158	ESSEX	NHP-0280 (337)	700	\$21.00	\$17.50	\$19.00	\$35.00
-----									
REMOVAL OF TRAFFIC MARKINGS / SF									
610039M	2022Q2	22127	BERGEN	CRRSAA-FLEX-0004 (32	50	\$5.00	\$5.00	\$3.44	\$3.00
		22105	UNION	NHP-0439 (303)	2,000	\$2.55			\$5.00
		22117	PASSAIC	NHP-0020 (301)	2,900	\$4.00	\$3.30	\$2.60	\$3.00
		22115	ESSEX	NHP-0021 (353)	16,000	\$2.60	\$4.60	\$2.36	\$4.00
	2022Q3	22149	MORRIS	HSIP-0015 (313)	2,000	\$2.20	\$2.20	\$2.05	\$4.00
		22142	MORRIS	NHP-0080 (335)	4,200	\$3.30	\$0.28	\$3.00	\$4.00
	2022Q4	22145	WARREN	NHP-0094 (306)	180	\$18.00			\$3.50
		22154	MORRIS	NHP-0080 (334)	2,400	\$2.10	\$3.30	\$2.00	\$5.00
	2023Q1	23401	SUSSEX	STATE	250	\$0.01	\$4.50	\$0.01	\$3.50
		23402	MORRIS	STATE	250	\$0.01	\$0.01	\$4.40	\$3.15
		23403	HUDSON	STATE	250	\$0.01	\$5.40	\$0.01	\$3.70
		23402	MORRIS	STATE	500	\$3.15	\$0.01	\$3.30	\$2.78
		23403	HUDSON	STATE	500	\$3.15	\$3.00	\$0.01	\$2.78

HISTORICAL BID PRICE LISTING  
BY REGION

REGION: N

PAY ITEM	CALENDAR QUARTER	CONTRACT NUMBER	COUNTY LOCATION	PROJECT DESCRIPTION	BID QUANTITY	AWARD PRICE	SECOND BIDDER	THIRD BIDDER	ESTIMATE
REMOVAL OF TRAFFIC MARKINGS / SF									
610039M	(cont)	22160	WARREN	0046996	1,300	\$6.25			\$3.00
		23448	MORRIS	N/A	1,500	\$4.00	\$5.00		\$4.50
		22159	BERGEN	NHP-0017 (310)	1,700	\$2.20	\$3.65	\$2.20	\$3.00
-----									
TRAFFIC MARKINGS SYMBOLS / SF									
610060M	2022Q2	22115	ESSEX	NHP-0021 (353)	160	\$9.25	\$7.00	\$8.40	\$8.00
		22105	UNION	NHP-0439 (303)	1,165	\$8.00			\$10.00
		22117	PASSAIC	NHP-0020 (301)	1,450	\$8.00	\$7.70	\$8.09	\$7.00
		22110	BERGEN	NHP-0017 (307)	2,350	\$8.10	\$7.00	\$7.75	\$7.00
		22105	UNION	NHP-0439 (303)	2,480	\$8.00			\$10.00
	2022Q3	22137	UNION	NHP-0022 (353)	28	\$3.25	\$3.50	\$30.00	\$9.00
		22142	MORRIS	NHP-0080 (335)	80	\$8.25	\$11.00	\$8.00	\$8.00
		22149	MORRIS	HSIP-0015 (313)	2,625	\$7.50	\$8.00	\$7.15	\$15.00
	2022Q4	22152	WARREN	CMAQ-0046 (353)	300	\$8.00	\$7.50	\$8.25	\$9.00
		22148	PASSAIC	NHFP-HWY-0046 (356)	545	\$7.85	\$9.00	\$9.75	\$5.50
	2023Q1	22158	ESSEX	NHP-0280 (337)	300	\$5.00	\$8.00	\$9.00	\$7.00
		22159	BERGEN	NHP-0017 (310)	500	\$8.80	\$10.30	\$8.80	\$10.00
		22160	WARREN	0046996	895	\$1.25			\$8.00
		23402	MORRIS	STATE	1,250	\$7.56	\$8.80	\$7.75	\$7.49
		23403	HUDSON	STATE	1,250	\$7.87	\$7.50	\$8.80	\$7.49
		23403	HUDSON	STATE	1,261	\$7.56	\$7.80	\$9.25	\$7.50
		23402	MORRIS	STATE	1,970	\$7.35	\$8.80	\$7.70	\$6.50
		21410	BERGEN	NHP-D00S (642)	2,000	\$5.00	\$5.00	\$6.00	\$5.00
		22450	MORRIS	NHP-0040 (314)	2,000	\$5.00	\$5.00	\$12.00	\$5.00
		23401	SUSSEX	STATE	2,533	\$8.25	\$8.00	\$7.56	\$7.20
		23448	MORRIS	N/A	4,500	\$15.00	\$17.00		\$18.50

HISTORICAL BID PRICE LISTING  
BY REGION

REGION: N

PAY ITEM	CALENDAR QUARTER	CONTRACT NUMBER	COUNTY LOCATION	PROJECT DESCRIPTION	BID QUANTITY	AWARD PRICE	SECOND BIDDER	THIRD BIDDER	ESTIMATE
-----									
CUSH, COMP BAR, TYPE 2, NARROW / U									
611300M	2022Q2	22105	UNION	NHP-0439 (303)	1	\$50,000			\$30,000
-----									
CRASH CUSH, COMP BAR, TYPE 3, NARROW / U									
611312M	2022Q2	22123	BERGEN	STBGP-0208 (302)	1	\$38,000	\$87,000	\$52,000	\$30,000
		22117	PASSAIC	NHP-0020 (301)	19	\$41,000	\$45,000	\$37,000	\$29,000
	2022Q3	22137	UNION	NHP-0022 (353)	2	\$50,000	\$38,000	\$30,000	\$35,000
-----									
CRASH CUSHION, COMP BAR, TYPE 3, WIDE / U									
611318M	2022Q2	22128	ESSEX	NHP-D00S (591)	2	\$59,000	\$60,100		\$45,000
		22117	PASSAIC	NHP-0020 (301)	8	\$55,000	\$65,000	\$51,000	\$38,000
	2022Q3	22149	MORRIS	HSIP-0015 (313)	1	\$62,000	\$60,000	\$45,445	\$46,000



HISTORICAL BID PRICE LISTING  
BY REGION

REGION: N

PAY ITEM	CALENDAR QUARTER	CONTRACT NUMBER	COUNTY LOCATION	PROJECT DESCRIPTION	BID QUANTITY	AWARD PRICE	SECOND BIDDER	THIRD BIDDER	ESTIMATE
REGULATORY AND WARNING SIGN / SF									
612003P	2022Q2	22122	MORRIS	NHP-0015 (311)	82	\$55.00	\$45.00	\$48.00	\$45.00
		22123	BERGEN	STBGP-0208 (302)	137.40	\$45.00	\$40.00	\$45.00	\$45.00
		22105	UNION	NHP-0439 (303)	168.25	\$40.00			\$50.00
		22127	BERGEN	CRRSAA-FLEX-0004 (32)	215	\$45.00	\$45.00	\$50.46	\$45.00
		22129	MORRIS	STBGP-FLEX-0046 (351)	331	\$42.00	\$55.00	\$40.70	\$60.00
		22105	UNION	NHP-0439 (303)	1,006	\$37.00			\$50.00
		22117	PASSAIC	NHP-0020 (301)	1,494	\$43.00	\$48.50	\$40.00	\$40.00
	2022Q3	22137	UNION	NHP-0022 (353)	94.80	\$42.00	\$44.00	\$45.00	\$50.00
		22149	MORRIS	HSIP-0015 (313)	639.70	\$41.50	\$42.25	\$38.75	\$45.00
	2022Q4	22152	WARREN	CMAQ-0046 (353)	264	\$65.00	\$175.00	\$48.00	\$50.00
		22148	PASSAIC	NHFP-HWY-0046 (356)	370	\$45.00	\$50.00	\$52.00	\$45.00
	2023Q1	22160	WARREN	0046996	150	\$52.80			\$47.00
		22158	ESSEX	NHP-0280 (337)	344.25	\$69.00	\$42.00	\$48.00	\$50.00
-----									
GUIDE SIGN, TYPE GA, STEEL "U" POST SUPP / SF									
612006P	2022Q2	22105	UNION	NHP-0439 (303)	164.50	\$34.00			\$50.00
		22117	PASSAIC	NHP-0020 (301)	364	\$45.00	\$83.00	\$42.00	\$40.00
	2022Q3	22149	MORRIS	HSIP-0015 (313)	87.50	\$29.50	\$32.25	\$29.60	\$45.00
-----									
GUIDE SIGN PANEL, TYPE GO / SF									
612015P	2022Q2	22117	PASSAIC	NHP-0020 (301)	1,315	\$45.00	\$28.00	\$65.00	\$35.00
	2023Q1	22158	ESSEX	NHP-0280 (337)	929.75	\$69.00	\$43.00	\$60.00	\$35.00
-----									
RELOCATE SIGN / U									
612021M	2022Q2	22123	BERGEN	STBGP-0208 (302)	1	\$500.00	\$150.00	\$200.00	\$550.00
	2022Q3	22137	UNION	NHP-0022 (353)	2	\$250.00	\$250.00	\$350.00	\$275.00

HISTORICAL BID PRICE LISTING  
BY REGION

REGION: N

PAY ITEM	CALENDAR QUARTER	CONTRACT NUMBER	COUNTY LOCATION	PROJECT DESCRIPTION	BID QUANTITY	AWARD PRICE	SECOND BIDDER	THIRD BIDDER	ESTIMATE
RELOCATE SIGN / U									
612021M	2022Q4	22148	PASSAIC	NHFP-HWY-0046 (356)	1	\$300	\$2,500	\$325	\$200.00
-----									
OVERHEAD STREET NAME SIGNS / SF									
612030P	2022Q2	22129	MORRIS	STBGP-FLEX-0046 (351)	77	\$51.00	\$60.00	\$49.27	\$85.00
		22105	UNION	NHP-0439 (303)	100.50	\$55.00			\$75.00
		22105	UNION	NHP-0439 (303)	413	\$53.00			\$75.00
	2022Q3	22149	MORRIS	HSIP-0015 (313)	136	\$55.00	\$55.50	\$51.00	\$65.00
	2022Q4	22148	PASSAIC	NHFP-HWY-0046 (356)	165	\$55.00	\$60.00	\$80.75	\$75.00

HISTORICAL BID PRICE LISTING  
BY REGION

REGION: N

PAY ITEM	CALENDAR QUARTER	CONTRACT NUMBER	COUNTY LOCATION	PROJECT DESCRIPTION	BID QUANTITY	AWARD PRICE	SECOND BIDDER	THIRD BIDDER	ESTIMATE
-----									
WATER UTILITY RELOCATION / LS									
651001P	2022Q3	22137	UNION	NHP-0022 (353)	1	\$111,000	\$250,000	\$175,000	\$150,000
		22137	UNION	NHP-0022 (353)	1	\$50,000	\$200,000	\$195,000	\$200,000
-----									
TEMPORARY WATER PIPING / LS									
651002P	2022Q3	22137	UNION	NHP-0022 (353)	1	\$35,000	\$100,000	\$165,000	\$150,000
-----									
8" DUCTILE IRON WATER PIPE, CLASS 50 / LF									
651009P	2022Q2	22127	BERGEN	CRRSAA-FLEX-0004 (32	306	\$460.00	\$460.00	\$528.06	\$200.00
-----									
12" DUCTILE IRON WATER PIPE, CLASS 50 / LF									
651015P	2022Q2	22127	BERGEN	CRRSAA-FLEX-0004 (32	4	\$4,950	\$4,950	\$5,676	\$400.00
-----									
6" DUCTILE IRON WATER PIPE, CLASS 54 / LF									
651055P	2022Q2	22117	PASSAIC	NHP-0020 (301)	220	\$265.00	\$775.00	\$135.00	\$350.00
-----									
8" DUCTILE IRON WATER PIPE, CLASS 54 / LF									
651058P	2022Q2	22117	PASSAIC	NHP-0020 (301)	250	\$300.00	\$700.00	\$145.00	\$200.00
-----									
12" DUCTILE IRON WATER PIPE, CLASS 54 / LF									
651064P	2022Q2	22117	PASSAIC	NHP-0020 (301)	105	\$495	\$1,500	\$200	\$325.00

HISTORICAL BID PRICE LISTING  
 BY REGION

REGION: N

PAY ITEM	CALENDAR QUARTER	CONTRACT NUMBER	COUNTY LOCATION	PROJECT DESCRIPTION	BID QUANTITY	AWARD PRICE	SECOND BIDDER	THIRD BIDDER	ESTIMATE
8" DUCTILE IRON WATER PIPE BRIDGE, CL 54 / LF									
651145P	2022Q2	22127	BERGEN	CRRSAA-FLEX-0004 (32	317	\$646.00	\$646.00	\$740.77	\$1,000

HISTORICAL BID PRICE LISTING  
BY REGION

REGION: N

PAY ITEM	CALENDAR QUARTER	CONTRACT NUMBER	COUNTY LOCATION	PROJECT DESCRIPTION	BID QUANTITY	AWARD PRICE	SECOND BIDDER	THIRD BIDDER	ESTIMATE
-----									
FIRE HYDRANT / U									
651246M	2022Q2	22127	BERGEN	CRRSAA-FLEX-0004 (32	1	\$13,250	\$13,250	\$15,194	\$7,500
		22117	PASSAIC	NHP-0020 (301)	7	\$11,000	\$15,000	\$11,000	\$8,420
	2022Q3	22137	UNION	NHP-0022 (353)	2	\$10,000	\$10,500	\$10,000	\$20,000
-----									
RELOCATE FIRE HYDRANT / U									
651249M	2022Q3	22137	UNION	NHP-0022 (353)	2	\$1,700	\$11,500	\$10,000	\$7,500
-----									
RESET FIRE HYDRANT / U									
651252M	2022Q2	22117	PASSAIC	NHP-0020 (301)	1	\$1,500	\$4,000	\$1,100	\$2,100
		22127	BERGEN	CRRSAA-FLEX-0004 (32	1	\$2,400	\$2,400	\$2,752	\$2,200
-----									
RESET WATER MANHOLE / U									
651253M	2022Q2	22117	PASSAIC	NHP-0020 (301)	1	\$1,500	\$1,500	\$555	\$500.00
-----									
RESET WATER VALVE BOX / U									
651255M	2022Q2	22129	MORRIS	STBGP-FLEX-0046 (351)	3	\$35.00	\$700.00	\$337.11	\$325.00
		22117	PASSAIC	NHP-0020 (301)	5	\$100.00	\$450.00	\$222.00	\$125.00
		22127	BERGEN	CRRSAA-FLEX-0004 (32	7	\$150.00	\$150.00	\$172.01	\$180.00
		22105	UNION	NHP-0439 (303)	8	\$40.00			\$100.00
		22110	BERGEN	NHP-0017 (307)	13	\$100.00	\$25.00	\$30.00	\$150.00
	2022Q3	22137	UNION	NHP-0022 (353)	2	\$425	\$300	\$4,500	\$275.00
	2023Q1	22159	BERGEN	NHP-0017 (310)	6	\$27.50	\$100.00	\$100.00	\$128.00
	23403	HUDSON	STATE		7	\$100.00	\$30.00	\$75.00	\$60.00
	23401	SUSSEX	STATE		77	\$100.00	\$30.00	\$100.00	\$57.00
	23402	MORRIS	STATE		78	\$150.00	\$50.00	\$30.00	\$56.00
23402	MORRIS	STATE		100	\$1.00	\$25.00	\$1.00	\$29.00	
23403	HUDSON	STATE		100	\$1.00	\$1.00	\$30.00	\$29.00	

HISTORICAL BID PRICE LISTING  
 BY REGION

REGION: N

PAY ITEM	CALENDAR QUARTER	CONTRACT NUMBER	COUNTY LOCATION	PROJECT DESCRIPTION	BID QUANTITY	AWARD PRICE	SECOND BIDDER	THIRD BIDDER	ESTIMATE
WATER AS-BUILT PLAN / LS									
651258M	2022Q2	22117	PASSAIC	NHP-0020 (301)	1	\$3,000	\$2,800	\$5,000	\$3,000

HISTORICAL BID PRICE LISTING  
 BY REGION

REGION: N

PAY ITEM	CALENDAR CONTRACT QUARTER NUMBER	COUNTY LOCATION	PROJECT DESCRIPTION	BID QUANTITY	AWARD PRICE	SECOND BIDDER	THIRD BIDDER	ESTIMATE
-----	-----	-----	-----	-----	-----	-----	-----	-----
12" POLYVINYL CHLORIDE SEWER PIPE / LF								
652234P	2022Q2 22117	PASSAIC	NHP-0020 (301)	647	\$245.00	\$300.00	\$94.00	\$150.00

HISTORICAL BID PRICE LISTING  
BY REGION

REGION: N

PAY ITEM	CALENDAR QUARTER	CONTRACT NUMBER	COUNTY LOCATION	PROJECT DESCRIPTION	BID QUANTITY	AWARD PRICE	SECOND BIDDER	THIRD BIDDER	ESTIMATE
-----									
MANHOLE, SANITARY SEWER / U									
652420M	2022Q2	22117	PASSAIC	NHP-0020 (301)	2	\$7,500	\$12,000	\$8,000	\$8,000
-----									
MANHOLE, DOGHOUSE, SANITARY SEWER / U									
652421M	2022Q2	22117	PASSAIC	NHP-0020 (301)	1	\$7,500	\$15,000	\$8,000	\$6,500
-----									
RECONSTRUCTED MANHOLE, SANITARY SEWER, U / U									
652429M	2022Q2	22117	PASSAIC	NHP-0020 (301)	4	\$2,500	\$5,500	\$1,600	\$3,840
-----									
RESET MANHOLE, SANITARY SEWER, USING EXI / U									
652432M	2022Q2	22105	UNION	NHP-0439 (303)	1	\$1,150			\$1,000
	2023Q1	22159	BERGEN	NHP-0017 (310)	35	\$1,000	\$650	\$775	\$832.00
-----									
RESET MANHOLE, SANITARY SEWER, USING NEW / U									
652435M	2022Q2	22117	PASSAIC	NHP-0020 (301)	18	\$1,300	\$1,650	\$745	\$1,200
-----									
TEMPORARY SEWER BYPASS / U									
652437M	2022Q3	22137	UNION	NHP-0022 (353)	1	\$15,000	\$6,000	\$55,000	\$50,000



HISTORICAL BID PRICE LISTING  
BY REGION

REGION: N

PAY ITEM -----	CALENDAR CONTRACT QUARTER NUMBER -----	COUNTY LOCATION -----	PROJECT DESCRIPTION -----	BID QUANTITY -----	AWARD PRICE -----	SECOND BIDDER -----	THIRD BIDDER -----	ESTIMATE -----
SANITARY UTILITY RELOCATION / LS								
652600P	2022Q3 22137	UNION	NHP-0022 (353)	1	\$25,000	\$6,000	\$55,000	\$20,000

HISTORICAL BID PRICE LISTING  
BY REGION

REGION: N

PAY ITEM	CALENDAR QUARTER	CONTRACT NUMBER	COUNTY LOCATION	PROJECT DESCRIPTION	BID QUANTITY	AWARD PRICE	SECOND BIDDER	THIRD BIDDER	ESTIMATE
-----									
GAS UTILITY RELOCATION / LS									
653001P	2022Q3	22137	UNION	NHP-0022 (353)	1	\$50,000	\$150,000	\$125,000	\$225,000
-----									
TEMPORARY GAS MAIN, ____ / LS									
653002P	2022Q3	22137	UNION	NHP-0022 (353)	1	\$45,000	\$100,000	\$85,000	\$140,000
-----									
6" GAS MAIN / LF									
653009P	2022Q2	22117	PASSAIC	NHP-0020 (301)	670	\$485.00	\$285.00	\$500.00	\$165.00
-----									
16" GAS MAIN / LF									
653024P	2022Q2	22117	PASSAIC	NHP-0020 (301)	180	\$1,050	\$1,650	\$1,000	\$430.00
-----									
GAS SERVICE CONNECTION / U									
653081M	2022Q2	22117	PASSAIC	NHP-0020 (301)	18	\$6,200	\$6,100	\$6,000	\$2,840
-----									
RESET GAS VALVE BOX / U									
653084M	2022Q2	22105	UNION	NHP-0439 (303)	4	\$40.00			\$125.00
		22117	PASSAIC	NHP-0020 (301)	6	\$200	\$1,650	\$200	\$60.00
	2022Q3	22149	MORRIS	HSIP-0015 (313)	1	\$1,000	\$30	\$943	\$300.00
		22137	UNION	NHP-0022 (353)	3	\$1,800	\$100	\$500	\$325.00
	2023Q1	22159	BERGEN	NHP-0017 (310)	4	\$30.00	\$125.00	\$100.00	\$128.00
		23403	HUDSON	STATE	4	\$100.00	\$30.00	\$75.00	\$66.00
		23401	SUSSEX	STATE	14	\$100.00	\$30.00	\$100.00	\$66.00
		23402	MORRIS	STATE	24	\$150.00	\$75.00	\$30.00	\$64.00
		23402	MORRIS	STATE	100	\$1.00	\$10.00	\$1.00	\$42.00
		23403	HUDSON	STATE	100	\$1.00	\$1.00	\$35.00	\$42.00
-----									
GAS AS-BUILT PLAN / LS									
653087P	2022Q2	22117	PASSAIC	NHP-0020 (301)	1	\$2,700	\$1,100	\$2,700	\$3,000

HISTORICAL BID PRICE LISTING  
BY REGION

REGION: N

PAY ITEM	CALENDAR QUARTER	CONTRACT NUMBER	COUNTY LOCATION	PROJECT DESCRIPTION	BID QUANTITY	AWARD PRICE	SECOND BIDDER	THIRD BIDDER	ESTIMATE
-----									
GAS MAIN REMOVAL / LF									
653088P	2022Q2	22117	PASSAIC	NHP-0020 (301)	770	\$160.00	\$165.00	\$160.00	\$115.00

HISTORICAL BID PRICE LISTING  
BY REGION

REGION: N

PAY ITEM	CALENDAR QUARTER	CONTRACT NUMBER	COUNTY LOCATION	PROJECT DESCRIPTION	BID QUANTITY	AWARD PRICE	SECOND BIDDER	THIRD BIDDER	ESTIMATE
ELECTRICAL CONDUIT / LF									
654003P	2022Q2	22127	BERGEN	CRRSAA-FLEX-0004 (32	581	\$425.00	\$425.00	\$376.12	\$60.00
GUY ANCHOR INSTALLATION / U									
654005M	2022Q2	22117	PASSAIC	NHP-0020 (301)	4	\$3,300	\$1,350	\$3,200	\$2,500
ELECTRICAL UTILITY RELOCATION / LS									
654007P	2022Q2	22122	MORRIS	NHP-0015 (311)	1	\$600,000	\$450,000	\$450,000	\$190,000
	2022Q3	22149	MORRIS	HSIP-0015 (313)	1	\$950,000	\$820,000	\$626,280	\$325,000
RELOCATE UNDERGROUND ELECTRIC SERVICE / U									
654008P	2022Q2	22117	PASSAIC	NHP-0020 (301)	2	\$25,000	\$10,000	\$30,000	\$15,000
	2022Q3	22149	MORRIS	HSIP-0015 (313)	4	\$22,000	\$22,500	\$20,400	\$4,000
UTILITY POLE SHEATH / U									
654010M	2022Q2	22117	PASSAIC	NHP-0020 (301)	7	\$3,300	\$1,800	\$3,400	\$7,500
RESET ELECTRIC MANHOLE / U									
654029M	2022Q2	22123	BERGEN	STBGP-0208 (302)	2	\$2,800	\$1,350	\$1,800	\$4,000
ELECTRICAL MANHOLE / U									
654030M	2022Q2	22127	BERGEN	CRRSAA-FLEX-0004 (32	2	\$80,000	\$80,000	\$61,635	\$65,500
RESET TELECOMMUNICATIONS MANHOLE / U									
654050M	2022Q2	22129	MORRIS	STBGP-FLEX-0046 (351)	4	\$750	\$750	\$2,231	\$3,000

HISTORICAL BID PRICE LISTING  
 BY REGION

REGION: N

PAY ITEM	CALENDAR QUARTER	CONTRACT NUMBER	COUNTY LOCATION	PROJECT DESCRIPTION	BID QUANTITY	AWARD PRICE	SECOND BIDDER	THIRD BIDDER	ESTIMATE
RESET TELECOMMUNICATIONS MANHOLE / U									
654050M	2023Q1	23401	SUSSEX	STATE	12	\$2,750	\$2,750	\$2,625	\$1,355
		23402	MORRIS	STATE	13	\$2,415	\$2,530	\$2,800	\$850.00

HISTORICAL BID PRICE LISTING  
BY REGION

REGION: N

PAY ITEM	CALENDAR QUARTER	CONTRACT NUMBER	COUNTY LOCATION	PROJECT DESCRIPTION	BID QUANTITY	AWARD PRICE	SECOND BIDDER	THIRD BIDDER	ESTIMATE
TELECOMMUNICATION CONDUIT / LF									
655003P	2022Q2	22127	BERGEN	CRRSAA-FLEX-0004 (32	519	\$284.00	\$284.00	\$325.66	\$85.00
TELECOMMUNICATION MANHOLE / U									
655012M	2022Q2	22127	BERGEN	CRRSAA-FLEX-0004 (32	1	\$68,000	\$68,000	\$77,976	\$16,500
FIBER OPTIC UTILITY RELOCATION / LF									
655020P	2022Q3	22137	UNION	NHP-0022 (353)	60	\$650.00	\$90.00	\$500.00	\$1,000
TEMPORARY TRACK CROSSING / LS									
655025P	2023Q1	22158	ESSEX	NHP-0280 (337)	1	\$43,761	\$93,000	\$20,000	\$30,000
ELECTRICAL UTILITY RELOCATION, JCP&L / LS									
655031P	2022Q2	22129	MORRIS	STBGP-FLEX-0046 (351)	1	\$175,000	\$150,000	\$171,377	\$80,000
	2022Q4	22152	WARREN	CMAQ-0046 (353)	1	\$45,000	\$108,000	\$125,000	\$50,000

HISTORICAL BID PRICE LISTING  
BY REGION

REGION: N

PAY ITEM -----	CALENDAR QUARTER	CONTRACT NUMBER	COUNTY LOCATION	PROJECT DESCRIPTION	BID QUANTITY	AWARD PRICE	SECOND BIDDER	THIRD BIDDER	ESTIMATE
-----	-----	-----	-----	-----	-----	-----	-----	-----	-----
UTILITY PIPE SUPPORT / LS									
657005P	2022Q2	22129	MORRIS	STBGP-FLEX-0046 (351)	1	\$65,000	\$150,000	\$99,063	\$60,000

HISTORICAL BID PRICE LISTING  
BY REGION

REGION: N

PAY ITEM	CALENDAR QUARTER	CONTRACT NUMBER	COUNTY LOCATION	PROJECT DESCRIPTION	BID QUANTITY	AWARD PRICE	SECOND BIDDER	THIRD BIDDER	ESTIMATE
-----									
1 1/2" RIGID METALLIC CONDUIT / LF									
701012P	2022Q2	22117	PASSAIC	NHP-0020 (301)	90	\$55.00	\$88.00	\$90.00	\$35.00
	2023Q1	22158	ESSEX	NHP-0280 (337)	25	\$37.00	\$30.00	\$40.00	\$52.00
		22158	ESSEX	NHP-0280 (337)	140	\$37.00	\$30.00	\$40.00	\$52.00
-----									
2" RIGID METALLIC CONDUIT / LF									
701015P	2022Q2	22129	MORRIS	STBGP-FLEX-0046 (351)	55	\$95.00	\$100.00	\$57.30	\$65.00
		22122	MORRIS	NHP-0015 (311)	70	\$45.00	\$150.00	\$100.00	\$50.00
		22117	PASSAIC	NHP-0020 (301)	90	\$66.00	\$68.00	\$52.00	\$45.00
		22127	BERGEN	CRRSAA-FLEX-0004 (32)	299	\$90.00	\$90.00	\$97.47	\$54.00
	2022Q3	22137	UNION	NHP-0022 (353)	35	\$36.00	\$90.00	\$70.00	\$50.00
		22149	MORRIS	HSIP-0015 (313)	40	\$75.00	\$82.00	\$73.95	\$55.00
	2022Q4	22148	PASSAIC	NHFP-HWY-0046 (356)	2,671	\$97.00	\$90.00	\$117.00	\$50.00
-----									
2" RIGID METALLIC CONDUIT, PVC COATED / LF									
701016P	2022Q4	22148	PASSAIC	NHFP-HWY-0046 (356)	1,077	\$90.00	\$53.00	\$134.50	\$110.00
	2023Q1	22158	ESSEX	NHP-0280 (337)	1,136	\$34.00	\$92.00	\$100.00	\$115.00
-----									
2 1/2" RIGID METALLIC CONDUIT / LF									
701018P	2022Q4	22152	WARREN	CMAQ-0046 (353)	7	\$95.00	\$500.00	\$200.00	\$50.00
-----									
3" RIGID METALLIC CONDUIT, PVC COATED / LF									
701020P	2023Q1	22158	ESSEX	NHP-0280 (337)	632	\$65.00	\$130.00	\$140.00	\$140.00
-----									
3" RIGID METALLIC CONDUIT / LF									
701021P	2022Q2	22123	BERGEN	STBGP-0208 (302)	20	\$235.00	\$200.00	\$200.00	\$100.00



HISTORICAL BID PRICE LISTING  
BY REGION

REGION: N

PAY ITEM	CALENDAR QUARTER	CONTRACT NUMBER	COUNTY LOCATION	PROJECT DESCRIPTION	BID QUANTITY	AWARD PRICE	SECOND BIDDER	THIRD BIDDER	ESTIMATE
3" RIGID METALLIC CONDUIT / LF									
701021P	(cont)	22110	BERGEN	NHP-0017 (307)	38	\$128.00	\$110.00	\$120.50	\$60.00
		22129	MORRIS	STBGP-FLEX-0046 (351)	426	\$110.00	\$100.00	\$74.98	\$70.00
		22127	BERGEN	CRRSAA-FLEX-0004 (32)	508	\$75.00	\$75.00	\$80.27	\$70.00
		22105	UNION	NHP-0439 (303)	689	\$90.00			\$65.00
		22105	UNION	NHP-0439 (303)	3,517	\$90.00			\$65.00
		22117	PASSAIC	NHP-0020 (301)	7,145	\$68.00	\$75.00	\$95.00	\$50.00
	2022Q3	22137	UNION	NHP-0022 (353)	220	\$54.00	\$90.00	\$70.00	\$84.00
		22149	MORRIS	HSIP-0015 (313)	2,300	\$80.00	\$82.00	\$73.95	\$65.00
	2022Q4	22152	WARREN	CMAQ-0046 (353)	1,341	\$100.00	\$90.00	\$140.00	\$75.00
		22148	PASSAIC	NHFP-HWY-0046 (356)	2,229	\$84.00	\$110.00	\$123.50	\$55.00
	2023Q1	22158	ESSEX	NHP-0280 (337)	165	\$90.00	\$58.00	\$75.00	\$71.00
		22158	ESSEX	NHP-0280 (337)	1,324	\$69.00	\$40.00	\$36.00	\$71.00
		22158	ESSEX	NHP-0280 (337)	2,505	\$69.00	\$40.00	\$36.00	\$73.00
-----									
4" RIGID METALLIC CONDUIT / LF									
701024P	2022Q2	22105	UNION	NHP-0439 (303)	10	\$110.00			\$119.00
		22105	UNION	NHP-0439 (303)	35	\$110.00			\$119.00
		22117	PASSAIC	NHP-0020 (301)	120	\$88.00	\$106.00	\$100.00	\$70.00
-----									
3" RIGID NONMETALLIC CONDUIT / LF									
701030P	2022Q2	22117	PASSAIC	NHP-0020 (301)	125	\$33.00	\$51.00	\$42.00	\$25.00
		22123	BERGEN	STBGP-0208 (302)	1,137	\$40.00	\$45.00	\$32.00	\$30.00
	2022Q3	22137	UNION	NHP-0022 (353)	330	\$38.00	\$55.00	\$40.00	\$50.00
	2023Q1	22158	ESSEX	NHP-0280 (337)	1,315	\$19.00	\$38.00	\$35.00	\$37.00
-----									
FIBERGLASS CONDUIT / LF									
701091P	2022Q2	22127	BERGEN	CRRSAA-FLEX-0004 (32)	4,755	\$18.00	\$18.00	\$20.64	\$25.00

HISTORICAL BID PRICE LISTING  
BY REGION

REGION: N

PAY ITEM	CALENDAR QUARTER	CONTRACT NUMBER	COUNTY LOCATION	PROJECT DESCRIPTION	BID QUANTITY	AWARD PRICE	SECOND BIDDER	THIRD BIDDER	ESTIMATE
-----									
FIBERGLASS CONDUIT / LF									
701091P	2023Q1	22158	ESSEX	NHP-0280 (337)	2,078	\$79.00	\$23.00	\$50.00	\$135.00
-----									
10" X 36" JUNCTION BOX / U									
701096M	2022Q2	22127 22123	BERGEN BERGEN	CRRSAA-FLEX-0004 (32 STBGP-0208 (302)	2 6	\$1,750 \$3,700	\$1,750 \$1,500	\$1,926 \$3,500	\$1,800 \$2,000

HISTORICAL BID PRICE LISTING  
BY REGION

REGION: N

PAY ITEM	CALENDAR QUARTER	CONTRACT NUMBER	COUNTY LOCATION	PROJECT DESCRIPTION	BID QUANTITY	AWARD PRICE	SECOND BIDDER	THIRD BIDDER	ESTIMATE
-----									
18" X 36" JUNCTION BOX / U									
701102M	2022Q2	22127	BERGEN	CRRSAA-FLEX-0004 (32	2	\$4,000	\$4,000	\$4,472	\$2,800
		22129	MORRIS	STBGP-FLEX-0046 (351)	5	\$3,200	\$2,500	\$2,521	\$3,300
		22105	UNION	NHP-0439 (303)	12	\$3,250			\$2,500
		22105	UNION	NHP-0439 (303)	43	\$3,250			\$2,500
		22117	PASSAIC	NHP-0020 (301)	51	\$2,800	\$2,750	\$2,700	\$2,100
	2022Q3	22149	MORRIS	HSIP-0015 (313)	25	\$4,500	\$4,000	\$3,621	\$2,500
	2022Q4	22152	WARREN	CMAQ-0046 (353)	16	\$3,000	\$3,000	\$5,500	\$2,663
		22148	PASSAIC	NHFP-HWY-0046 (356)	29	\$31,560	\$3,500	\$2,510	\$2,750
	2023Q1	22158	ESSEX	NHP-0280 (337)	5	\$7,413	\$2,600	\$2,500	\$2,150
-----									
TRANSITE JUNCTION BOX REMOVAL / U									
701107M	2022Q3	22149	MORRIS	HSIP-0015 (313)	17	\$4,300	\$4,800	\$2,652	\$3,000
-----									
24" X 24" X 12" METAL JUNCTION BOX / U									
701110M	2022Q4	22148	PASSAIC	NHFP-HWY-0046 (356)	26	\$2,250	\$2,000	\$4,315	\$10,000
-----									
12" X 20" X 18" METAL JUNCTION BOX / U									
701111M	2023Q1	22158	ESSEX	NHP-0280 (337)	6	\$1,394	\$1,800	\$2,000	\$900.00
-----									
12" X 20" X 36" METAL JUNCTION BOX / U									
701114M	2023Q1	22158	ESSEX	NHP-0280 (337)	13	\$896	\$2,200	\$2,400	\$2,620
-----									
JUNCTION BOX FOUNDATION / U									
701117M	2022Q2	22123	BERGEN	STBGP-0208 (302)	1	\$5,700	\$4,000	\$5,000	\$3,000
		22117	PASSAIC	NHP-0020 (301)	10	\$3,900	\$2,800	\$3,000	\$2,700

HISTORICAL BID PRICE LISTING  
BY REGION

REGION: N

PAY ITEM	CALENDAR QUARTER	CONTRACT NUMBER	COUNTY LOCATION	PROJECT DESCRIPTION	BID QUANTITY	AWARD PRICE	SECOND BIDDER	THIRD BIDDER	ESTIMATE
-----									
JUNCTION BOX FOUNDATION / U									
701117M	2022Q3	22149	MORRIS	HSIP-0015 (313)	2	\$4,500	\$4,600	\$4,080	\$3,200
		22137	UNION	NHP-0022 (353)	3	\$2,350	\$4,000	\$3,400	\$3,500
	2023Q1	22158	ESSEX	NHP-0280 (337)	9	\$4,118	\$3,000	\$2,700	\$3,000
-----									
JUNCTION BOX MODIFICATIONS / LS									
701118P	2022Q2	22117	PASSAIC	NHP-0020 (301)	1	\$16,500	\$8,000	\$1,500	\$1,000
	2022Q3	22137	UNION	NHP-0022 (353)	1	\$5,000	\$12,000	\$10,000	\$10,000
		22149	MORRIS	HSIP-0015 (313)	1	\$11,000	\$12,000	\$10,710	\$15,000
-----									
JUNCTION BOX FRAME AND COVER / U									
701120M	2022Q2	22117	PASSAIC	NHP-0020 (301)	5	\$500.00	\$100.00	\$900.00	\$1,000
	2023Q1	22158	ESSEX	NHP-0280 (337)	7	\$1,588	\$1,000	\$2,000	\$1,735
		22158	ESSEX	NHP-0280 (337)	15	\$1,588	\$1,000	\$1,600	\$1,735
-----									
FOUNDATION, TYPE SFT / U									
701123M	2022Q2	22105	UNION	NHP-0439 (303)	1	\$3,300			\$2,500
		22105	UNION	NHP-0439 (303)	16	\$3,300			\$2,500
		22117	PASSAIC	NHP-0020 (301)	20	\$2,750	\$3,500	\$2,900	\$2,270
	2022Q3	22149	MORRIS	HSIP-0015 (313)	2	\$4,000	\$3,600	\$3,162	\$2,500
	2022Q4	22152	WARREN	CMAQ-0046 (353)	1	\$3,250	\$2,000	\$6,500	\$2,700
		22148	PASSAIC	NHFP-HWY-0046 (356)	11	\$3,400	\$4,000	\$2,210	\$2,000
-----									
FOUNDATION, TYPE MCF / U									
701126M	2022Q2	22127	BERGEN	CRRSAA-FLEX-0004 (32)	1	\$1,250	\$1,250	\$1,376	\$1,800
		22117	PASSAIC	NHP-0020 (301)	3	\$2,200	\$2,500	\$1,200	\$1,800

HISTORICAL BID PRICE LISTING  
BY REGION

REGION: N

PAY ITEM	CALENDAR QUARTER	CONTRACT NUMBER	COUNTY LOCATION	PROJECT DESCRIPTION	BID QUANTITY	AWARD PRICE	SECOND BIDDER	THIRD BIDDER	ESTIMATE
FOUNDATION, TYPE P-MC MODIFIED / U									
701128M	2022Q2	22129	MORRIS	STBGP-FLEX-0046 (351)	1	\$6,400	\$2,000	\$4,354	\$5,200
		22105	UNION	NHP-0439 (303)	2	\$6,200			\$5,000
		22117	PASSAIC	NHP-0020 (301)	3	\$4,400	\$7,500	\$2,700	\$4,240
		22105	UNION	NHP-0439 (303)	6	\$6,200			\$5,000
	2022Q3	22149	MORRIS	HSIP-0015 (313)	1	\$8,000	\$4,800	\$4,284	\$5,000
	2022Q4	22148	PASSAIC	NHFP-HWY-0046 (356)	2	\$6,350	\$5,500	\$6,645	\$5,400
-----									
FOUNDATION, TYPE P-MC / U									
701132M	2022Q4	22152	WARREN	CMAQ-0046 (353)	2	\$6,100	\$6,000	\$7,000	\$4,105
-----									
FOUNDATION, TYPE SPF / U									
701135M	2022Q2	22105	UNION	NHP-0439 (303)	1	\$2,100			\$2,300
		22110	BERGEN	NHP-0017 (307)	3	\$3,220	\$2,785	\$3,000	\$2,100
		22129	MORRIS	STBGP-FLEX-0046 (351)	3	\$2,180	\$3,750	\$2,180	\$2,100
		22105	UNION	NHP-0439 (303)	16	\$2,100			\$2,300
		22117	PASSAIC	NHP-0020 (301)	16	\$2,200	\$2,100	\$1,300	\$1,820
	2022Q4	22152	WARREN	CMAQ-0046 (353)	5	\$2,100	\$2,000	\$3,500	\$1,861
		22148	PASSAIC	NHFP-HWY-0046 (356)	6	\$2,200	\$2,600	\$1,780	\$2,000
-----									
BORING FOR FOUNDATION, STF 50 FOOT ARM / U									
701136M	2022Q2	22117	PASSAIC	NHP-0020 (301)	1	\$10,000	\$6,000	\$4,500	\$10,000
	2022Q4	22148	PASSAIC	NHFP-HWY-0046 (356)	3	\$8,500	\$11,000	\$13,650	\$15,000
-----									
FOUNDATION, STF FOR GREATER THAN 50 FOOT / LF									
701137M	2022Q2	22117	PASSAIC	NHP-0020 (301)	20	\$2,550	\$2,200	\$1,000	\$1,500
	2022Q4	22148	PASSAIC	NHFP-HWY-0046 (356)	60	\$2,100	\$4,500	\$2,170	\$1,800

HISTORICAL BID PRICE LISTING  
BY REGION

REGION: N

PAY ITEM	CALENDAR QUARTER	CONTRACT NUMBER	COUNTY LOCATION	PROJECT DESCRIPTION	BID QUANTITY	AWARD PRICE	SECOND BIDDER	THIRD BIDDER	ESTIMATE
-----									
FOUNDATION, TYPE STF / U									
701138M	2022Q2	22129	MORRIS	STBGP-FLEX-0046 (351)	3	\$11,000	\$4,000	\$9,169	\$6,000
		22105	UNION	NHP-0439 (303)	10	\$10,000			\$7,000
		22117	PASSAIC	NHP-0020 (301)	17	\$10,000	\$12,500	\$4,500	\$5,000
	2022Q3	22149	MORRIS	HSIP-0015 (313)	8	\$12,000	\$11,800	\$10,608	\$2,400
	2022Q4	22148	PASSAIC	NHFP-HWY-0046 (356)	2	\$11,000	\$12,000	\$6,000	\$4,700
		22152	WARREN	CMAQ-0046 (353)	2	\$11,000	\$6,000	\$25,000	\$6,459
-----									
FOUNDATION, TYPE SFK / U									
701144M	2022Q2	22129	MORRIS	STBGP-FLEX-0046 (351)	1	\$3,400	\$5,000	\$3,213	\$3,400
		22105	UNION	NHP-0439 (303)	5	\$3,400			\$3,400
		22117	PASSAIC	NHP-0020 (301)	6	\$3,300	\$4,000	\$2,800	\$2,570
		22105	UNION	NHP-0439 (303)	7	\$3,400			\$3,400
	2022Q4	22148	PASSAIC	NHFP-HWY-0046 (356)	2	\$3,500	\$4,000	\$2,640	\$2,500
		22152	WARREN	CMAQ-0046 (353)	9	\$3,400	\$3,000	\$6,000	\$3,320
-----									
FOUNDATION, TYPE 2M-MC / U									
701162M	2022Q3	22137	UNION	NHP-0022 (353)	1	\$4,500	\$7,000	\$5,500	\$4,800
	2023Q1	22158	ESSEX	NHP-0280 (337)	1	\$5,295	\$2,400	\$4,800	\$4,750
-----									
METER CABINET, TYPE TL / U									
701171M	2022Q2	22129	MORRIS	STBGP-FLEX-0046 (351)	1	\$3,630	\$4,000	\$6,748	\$5,100
		22105	UNION	NHP-0439 (303)	2	\$3,000			\$4,700
		22117	PASSAIC	NHP-0020 (301)	3	\$3,200	\$6,100	\$6,000	\$4,250
		22105	UNION	NHP-0439 (303)	6	\$3,000			\$4,700
	2022Q3	22149	MORRIS	HSIP-0015 (313)	1	\$8,200	\$9,000	\$8,058	\$4,000
	2022Q4	22148	PASSAIC	NHFP-HWY-0046 (356)	2	\$4,450	\$5,000	\$5,070	\$3,750

HISTORICAL BID PRICE LISTING  
BY REGION

REGION: N

PAY ITEM	CALENDAR QUARTER	CONTRACT NUMBER	COUNTY LOCATION	PROJECT DESCRIPTION	BID QUANTITY	AWARD PRICE	SECOND BIDDER	THIRD BIDDER	ESTIMATE
-----									
METER CABINET, TYPE TL / U									
701171M	(cont)	22152	WARREN	CMAQ-0046 (353)	2	\$4,100	\$5,000	\$4,300	\$4,138
-----									
METER CABINET, TYPE 2M-MC / U									
701180M	2022Q3	22137	UNION	NHP-0022 (353)	1	\$20,500	\$24,000	\$19,000	\$19,000
	2023Q1	22158	ESSEX	NHP-0280 (337)	1	\$16,414	\$21,300	\$23,000	\$10,000
-----									
METER CABINET, TYPE L / U									
701183M	2022Q2	22127	BERGEN	CRRSAA-FLEX-0004 (32	1	\$6,600	\$6,600	\$7,454	\$3,400
		22117	PASSAIC	NHP-0020 (301)	3	\$3,200	\$6,200	\$6,000	\$6,500
-----									
MODIFY METER CABINET / U									
701187M	2022Q2	22117	PASSAIC	NHP-0020 (301)	5	\$4,100	\$1,600	\$1,600	\$2,500
-----									
GROUND WIRE, NO. 6 AWG / LF									
701189P	2022Q3	22137	UNION	NHP-0022 (353)	770	\$3.75	\$4.00	\$3.50	\$3.00
-----									
GROUND WIRE, NO. 8 AWG / LF									
701192P	2022Q2	22110	BERGEN	NHP-0017 (307)	67	\$7.00	\$6.00	\$4.00	\$2.00
		22127	BERGEN	CRRSAA-FLEX-0004 (32	180	\$3.25	\$3.25	\$3.44	\$4.00
		22129	MORRIS	STBGP-FLEX-0046 (351)	462	\$3.25	\$4.00	\$1.77	\$4.00
		22123	BERGEN	STBGP-0208 (302)	620	\$6.00	\$4.50	\$6.00	\$3.00
		22105	UNION	NHP-0439 (303)	999	\$3.05			\$2.00
		22105	UNION	NHP-0439 (303)	4,106	\$3.05			\$2.00
		22117	PASSAIC	NHP-0020 (301)	8,265	\$3.25	\$3.85	\$4.00	\$2.00
	2022Q3	22137	UNION	NHP-0022 (353)	467	\$3.75	\$4.00	\$3.50	\$3.00
		22149	MORRIS	HSIP-0015 (313)	4,350	\$2.90	\$2.50	\$2.25	\$3.00

HISTORICAL BID PRICE LISTING  
BY REGION

REGION: N

PAY ITEM	CALENDAR QUARTER	CONTRACT NUMBER	COUNTY LOCATION	PROJECT DESCRIPTION	BID QUANTITY	AWARD PRICE	SECOND BIDDER	THIRD BIDDER	ESTIMATE
GROUND WIRE, NO. 8 AWG / LF									
701192P	2022Q4	22152	WARREN	CMAQ-0046 (353)	1,100	\$5.00	\$5.00	\$5.00	\$4.00
		22148	PASSAIC	NHFP-HWY-0046 (356)	3,278	\$240.00	\$2.65	\$3.05	\$3.00
	2023Q1	22158	ESSEX	NHP-0280 (337)	3,752	\$3.00	\$2.50	\$4.00	\$3.00
GROUND WIRE, NO. 10 AWG / LF									
701193P	2023Q1	22158	ESSEX	NHP-0280 (337)	86	\$117.00	\$2.25	\$3.00	\$4.00
MULTIPLE LIGHTING WIRE, NO. 2 AWG / LF									
701195P	2022Q2	22117	PASSAIC	NHP-0020 (301)	40	\$22.00	\$6.60	\$7.00	\$10.00
		22123	BERGEN	STBGP-0208 (302)	120	\$9.00	\$37.50	\$9.00	\$5.00
	2022Q3	22137	UNION	NHP-0022 (353)	2,616	\$8.40	\$10.00	\$8.00	\$7.00
	2022Q4	22148	PASSAIC	NHFP-HWY-0046 (356)	4,356	\$6.80	\$7.50	\$7.45	\$6.00
	2023Q1	22158	ESSEX	NHP-0280 (337)	16,102	\$29.00	\$6.00	\$7.00	\$6.00
MULTIPLE LIGHTING WIRE, NO. 4 AWG / LF									
701196P	2022Q4	22148	PASSAIC	NHFP-HWY-0046 (356)	285	\$6.25	\$7.00	\$7.15	\$4.00
MULTIPLE LIGHTING WIRE, NO. 6 AWG / LF									
701198P	2022Q2	22129	MORRIS	STBGP-FLEX-0046 (351)	34	\$16.50	\$20.00	\$3.59	\$3.00
		22117	PASSAIC	NHP-0020 (301)	2,540	\$4.00	\$4.40	\$5.00	\$3.00
	2022Q3	22149	MORRIS	HSIP-0015 (313)	5,550	\$3.90	\$3.50	\$3.15	\$4.00



HISTORICAL BID PRICE LISTING  
BY REGION

REGION: N

PAY ITEM	CALENDAR QUARTER	CONTRACT NUMBER	COUNTY LOCATION	PROJECT DESCRIPTION	BID QUANTITY	AWARD PRICE	SECOND BIDDER	THIRD BIDDER	ESTIMATE
-----									
MULTIPLE LIGHTING WIRE, NO. 8 AWG / LF									
701201P	2022Q2	22110	BERGEN	NHP-0017 (307)	163	\$13.00	\$11.00	\$4.00	\$3.00
		22129	MORRIS	STBGP-FLEX-0046 (351)	522	\$3.25	\$3.50	\$3.27	\$3.00
		22127	BERGEN	CRRSAA-FLEX-0004 (32	756	\$3.25	\$3.25	\$3.44	\$5.00
		22105	UNION	NHP-0439 (303)	830	\$3.05			\$2.00
		22105	UNION	NHP-0439 (303)	4,776	\$3.05			\$2.00
		22117	PASSAIC	NHP-0020 (301)	7,600	\$3.25	\$3.30	\$3.00	\$3.00
	2022Q3	22149	MORRIS	HSIP-0015 (313)	3,800	\$2.90	\$3.15	\$2.85	\$3.00
	2022Q4	22152	WARREN	CMAQ-0046 (353)	1,080	\$4.00	\$4.00	\$4.00	\$4.00
		22148	PASSAIC	NHFP-HWY-0046 (356)	2,840	\$2.95	\$3.00	\$4.15	\$3.50
-----									
MULTIPLE LIGHTING WIRE, NO. 10 AWG / LF									
701204P	2022Q2	22117	PASSAIC	NHP-0020 (301)	150	\$11.00	\$2.75	\$3.00	\$4.00
	2023Q1	22158	ESSEX	NHP-0280 (337)	344	\$15.00	\$2.00	\$4.00	\$4.00
-----									
SERVICE WIRE, NO. 2 AWG / LF									
701210P	2022Q2	22129	MORRIS	STBGP-FLEX-0046 (351)	9	\$24.20	\$25.00	\$17.14	\$9.00
	2022Q3	22137	UNION	NHP-0022 (353)	174	\$10.50	\$11.50	\$10.00	\$8.00
	2022Q4	22148	PASSAIC	NHFP-HWY-0046 (356)	797	\$19.45	\$21.00	\$7.20	\$7.00
	2023Q1	22158	ESSEX	NHP-0280 (337)	168	\$29.00	\$8.00	\$11.00	\$8.00
-----									
SERVICE WIRE, NO. 6 AWG / LF									
701213P	2022Q2	22129	MORRIS	STBGP-FLEX-0046 (351)	111	\$8.25	\$10.00	\$3.05	\$7.00
		22105	UNION	NHP-0439 (303)	267	\$6.05			\$4.50
		22127	BERGEN	CRRSAA-FLEX-0004 (32	345	\$9.00	\$9.00	\$9.17	\$7.00
		22105	UNION	NHP-0439 (303)	808	\$6.05			\$4.50
		22117	PASSAIC	NHP-0020 (301)	1,261	\$7.00	\$6.60	\$8.00	\$8.00

HISTORICAL BID PRICE LISTING  
BY REGION

REGION: N

PAY ITEM	CALENDAR QUARTER	CONTRACT NUMBER	COUNTY LOCATION	PROJECT DESCRIPTION	BID QUANTITY	AWARD PRICE	SECOND BIDDER	THIRD BIDDER	ESTIMATE
-----									
SERVICE WIRE, NO. 6 AWG / LF									
701213P	2022Q3	22149	MORRIS	HSIP-0015 (313)	175	\$4.50	\$4.50	\$4.10	\$6.00
	2022Q4	22148	PASSAIC	NHFP-HWY-0046 (356)	236	\$6.35	\$7.00	\$4.75	\$6.25
		22152	WARREN	CMAQ-0046 (353)	293	\$7.00	\$6.00	\$7.25	\$5.00
-----									
FOUNDATION DECORATIVE LIGHT STANDARD / U									
701280M	2022Q2	22127	BERGEN	CRRSAA-FLEX-0004 (32	3	\$2,700	\$2,700	\$2,981	\$2,200
	2022Q4	22152	WARREN	CMAQ-0046 (353)	1	\$2,300	\$3,000	\$4,000	\$3,000

HISTORICAL BID PRICE LISTING  
 BY REGION

REGION: N

PAY ITEM	CALENDAR QUARTER	CONTRACT NUMBER	COUNTY LOCATION	PROJECT DESCRIPTION	BID QUANTITY	AWARD PRICE	SECOND BIDDER	THIRD BIDDER	ESTIMATE
ARC FLASH STUDIES / U									
701390M	2022Q4	22148	PASSAIC	NHFP-HWY-0046(356)	1	\$75,000	\$72,000	\$6,500	\$75,000

HISTORICAL BID PRICE LISTING  
BY REGION

REGION: N

PAY ITEM	CALENDAR QUARTER	CONTRACT NUMBER	COUNTY LOCATION	PROJECT DESCRIPTION	BID QUANTITY	AWARD PRICE	SECOND BIDDER	THIRD BIDDER	ESTIMATE
CONTROLLER, 8 PHASE / U									
702009M	2022Q2	22129	MORRIS	STBGP-FLEX-0046 (351)	1	\$50,000	\$47,000	\$48,200	\$30,000
		22105	UNION	NHP-0439 (303)	2	\$54,000			\$30,000
		22117	PASSAIC	NHP-0020 (301)	3	\$41,000	\$23,300	\$25,000	\$19,000
		22105	UNION	NHP-0439 (303)	6	\$54,000			\$30,000
	2022Q4	22152	WARREN	CMAQ-0046 (353)	2	\$26,000	\$25,000	\$26,000	\$22,000
TRAFFIC SIGNAL STANDARD, ALUMINUM / U									
702012M	2022Q2	22129	MORRIS	STBGP-FLEX-0046 (351)	1	\$5,650	\$5,700	\$5,479	\$4,600
		22105	UNION	NHP-0439 (303)	8	\$4,300			\$3,800
		22105	UNION	NHP-0439 (303)	21	\$4,300			\$3,800
		22117	PASSAIC	NHP-0020 (301)	23	\$3,800	\$3,900	\$4,200	\$3,000
	2022Q3	22149	MORRIS	HSIP-0015 (313)	2	\$3,500	\$3,600	\$3,264	\$4,000
	2022Q4	22152	WARREN	CMAQ-0046 (353)	10	\$5,500	\$5,000	\$5,550	\$3,330
		22148	PASSAIC	NHFP-HWY-0046 (356)	13	\$4,250	\$4,600	\$6,380	\$3,200
	SIGNAL STANDARD GREATER 50 FOOT, STEEL / U								
702014M	2022Q2	22117	PASSAIC	NHP-0020 (301)	1	\$18,150	\$15,000	\$16,000	\$10,250
	2022Q4	22148	PASSAIC	NHFP-HWY-0046 (356)	3	\$19,400	\$21,000	\$16,205	\$11,350
TRAFFIC SIGNAL STANDARD, STEEL / U									
702015M	2022Q2	22129	MORRIS	STBGP-FLEX-0046 (351)	3	\$12,250	\$12,000	\$11,514	\$8,000
		22105	UNION	NHP-0439 (303)	10	\$10,700			\$9,500
		22117	PASSAIC	NHP-0020 (301)	17	\$9,200	\$9,200	\$9,400	\$6,100
	2022Q3	22149	MORRIS	HSIP-0015 (313)	8	\$10,000	\$9,200	\$8,262	\$7,000
	2022Q4	22152	WARREN	CMAQ-0046 (353)	2	\$10,000	\$10,000	\$10,250	\$7,900
		22148	PASSAIC	NHFP-HWY-0046 (356)	3	\$8,450	\$9,000	\$12,330	\$6,750

HISTORICAL BID PRICE LISTING  
BY REGION

REGION: N

PAY ITEM	CALENDAR QUARTER	CONTRACT NUMBER	COUNTY LOCATION	PROJECT DESCRIPTION	BID QUANTITY	AWARD PRICE	SECOND BIDDER	THIRD BIDDER	ESTIMATE
PEDESTRIAN SIGNAL STANDARD / U									
702018M	2022Q2	22105	UNION	NHP-0439 (303)	1	\$1,100			\$1,500
		22110	BERGEN	NHP-0017 (307)	3	\$2,900	\$2,500	\$1,000	\$950.00
		22129	MORRIS	STBGP-FLEX-0046 (351)	3	\$1,150	\$1,100	\$1,419	\$1,400
		22105	UNION	NHP-0439 (303)	16	\$1,100			\$1,500
		22117	PASSAIC	NHP-0020 (301)	16	\$1,100	\$1,375	\$1,400	\$950.00
	2022Q4	22148	PASSAIC	NHFP-HWY-0046 (356)	5	\$1,300	\$1,350	\$1,250	\$1,000
		22152	WARREN	CMAQ-0046 (353)	5	\$1,200	\$1,000	\$1,225	\$1,200
TRAFFIC SIGNAL MAST ARM, ALUMINUM / U									
702021M	2022Q2	22129	MORRIS	STBGP-FLEX-0046 (351)	1	\$5,350	\$5,300	\$7,241	\$3,000
		22105	UNION	NHP-0439 (303)	8	\$3,700			\$3,200
		22117	PASSAIC	NHP-0020 (301)	11	\$3,000	\$3,900	\$4,000	\$2,500
		22105	UNION	NHP-0439 (303)	12	\$3,700			\$3,200
	2022Q4	22148	PASSAIC	NHFP-HWY-0046 (356)	7	\$2,700	\$3,000	\$3,620	\$2,600
		22152	WARREN	CMAQ-0046 (353)	10	\$3,850	\$4,000	\$4,000	\$3,300
TRAFFIC SIGNAL MAST ARM, STEEL / U									
702024M	2022Q2	22129	MORRIS	STBGP-FLEX-0046 (351)	3	\$9,000	\$8,500	\$10,336	\$7,000
		22105	UNION	NHP-0439 (303)	10	\$8,700			\$7,500
		22117	PASSAIC	NHP-0020 (301)	17	\$8,400	\$7,500	\$7,000	\$4,800
	2022Q3	22149	MORRIS	HSIP-0015 (313)	8	\$9,000	\$10,000	\$9,078	\$6,000
	2022Q4	22148	PASSAIC	NHFP-HWY-0046 (356)	2	\$11,000	\$11,800	\$10,625	\$5,600
		22152	WARREN	CMAQ-0046 (353)	2	\$10,100	\$10,000	\$10,400	\$7,000
TRAFFIC ARM GREATER THAN 50 FOOT, STEEL / U									
702025M	2022Q2	22117	PASSAIC	NHP-0020 (301)	1	\$43,000	\$42,000	\$40,000	\$18,800
	2022Q4	22148	PASSAIC	NHFP-HWY-0046 (356)	3	\$45,400	\$48,500	\$22,080	\$25,000

HISTORICAL BID PRICE LISTING  
BY REGION

REGION: N

PAY ITEM	CALENDAR QUARTER	CONTRACT NUMBER	COUNTY LOCATION	PROJECT DESCRIPTION	BID QUANTITY	AWARD PRICE	SECOND BIDDER	THIRD BIDDER	ESTIMATE
-----									
TRAFFIC SIGNAL CABLE, 2 CONDUCTOR / LF									
702027P	2022Q2	22110	BERGEN	NHP-0017 (307)	561	\$13.00	\$11.00	\$2.35	\$3.00
		22129	MORRIS	STBGP-FLEX-0046 (351)	1,097	\$2.50	\$3.00	\$3.11	\$4.00
		22105	UNION	NHP-0439 (303)	1,219	\$2.30			\$2.00
		22117	PASSAIC	NHP-0020 (301)	4,200	\$2.50	\$3.30	\$3.25	\$2.00
		22105	UNION	NHP-0439 (303)	4,997	\$2.30			\$2.00
	2022Q3	22149	MORRIS	HSIP-0015 (313)	2,125	\$3.50	\$3.05	\$2.75	\$3.00
	2022Q4	22152	WARREN	CMAQ-0046 (353)	1,680	\$4.60	\$5.00	\$4.70	\$3.00
		22148	PASSAIC	NHFP-HWY-0046 (356)	2,008	\$3.30	\$3.50	\$5.35	\$2.50
-----									
TRAFFIC SIGNAL CABLE, 5 CONDUCTOR / LF									
702030P	2022Q2	22110	BERGEN	NHP-0017 (307)	561	\$14.00	\$12.00	\$2.75	\$3.00
		22129	MORRIS	STBGP-FLEX-0046 (351)	1,097	\$3.10	\$3.50	\$3.70	\$4.00
		22105	UNION	NHP-0439 (303)	3,001	\$2.85			\$3.00
		22105	UNION	NHP-0439 (303)	9,034	\$2.85			\$3.00
		22117	PASSAIC	NHP-0020 (301)	12,500	\$3.00	\$4.40	\$4.50	\$2.00
	2022Q3	22149	MORRIS	HSIP-0015 (313)	6,100	\$4.50	\$3.75	\$3.35	\$4.00
	2022Q4	22152	WARREN	CMAQ-0046 (353)	3,025	\$5.25	\$5.00	\$5.30	\$5.00
		22148	PASSAIC	NHFP-HWY-0046 (356)	3,935	\$3.90	\$4.25	\$6.00	\$3.50
-----									
TRAFFIC SIGNAL CABLE, 10 CONDUCTOR / LF									
702033P	2022Q2	22129	MORRIS	STBGP-FLEX-0046 (351)	1,210	\$4.05	\$4.00	\$4.87	\$5.00
		22105	UNION	NHP-0439 (303)	2,789	\$3.80			\$5.00
		22117	PASSAIC	NHP-0020 (301)	11,200	\$4.00	\$5.50	\$5.50	\$3.00
		22105	UNION	NHP-0439 (303)	13,476	\$3.80			\$5.00
	2022Q3	22149	MORRIS	HSIP-0015 (313)	4,750	\$6.00	\$5.10	\$4.60	\$5.00
	2022Q4	22152	WARREN	CMAQ-0046 (353)	3,596	\$6.25	\$6.00	\$6.25	\$6.00
		22148	PASSAIC	NHFP-HWY-0046 (356)	6,364	\$4.80	\$5.25	\$7.30	\$4.00
-----									
TRAFFIC SIGNAL HEAD / U									
702036M	2022Q2	22129	MORRIS	STBGP-FLEX-0046 (351)	13	\$1,950	\$1,900	\$1,591	\$1,800

HISTORICAL BID PRICE LISTING  
BY REGION

REGION: N

PAY ITEM	CALENDAR QUARTER	CONTRACT NUMBER	COUNTY LOCATION	PROJECT DESCRIPTION	BID QUANTITY	AWARD PRICE	SECOND BIDDER	THIRD BIDDER	ESTIMATE
		22105	UNION	NHP-0439 (303)	24	\$1,650			\$1,500
TRAFFIC SIGNAL HEAD / U									
702036M	(cont)	22105	UNION	NHP-0439 (303)	79	\$1,800			\$1,500
		22117	PASSAIC	NHP-0020 (301)	86	\$1,540	\$990	\$1,000	\$1,200
	2022Q3	22149	MORRIS	HSIP-0015 (313)	26	\$1,700	\$1,800	\$1,632	\$1,600
	2022Q4	22152	WARREN	CMAQ-0046 (353)	22	\$1,500	\$1,500	\$1,550	\$1,397
		22148	PASSAIC	NHFP-HWY-0046 (356)	32	\$1,600	\$1,700	\$1,670	\$1,300
-----									
PEDESTRIAN SIGNAL HEAD / U									
702039M	2022Q2	22110	BERGEN	NHP-0017 (307)	4	\$2,140	\$1,850	\$1,250	\$1,060
		22129	MORRIS	STBGP-FLEX-0046 (351)	8	\$950	\$1,000	\$980	\$1,200
		22105	UNION	NHP-0439 (303)	16	\$975.00			\$1,000
		22117	PASSAIC	NHP-0020 (301)	21	\$1,020	\$1,325	\$1,300	\$1,100
		22105	UNION	NHP-0439 (303)	46	\$975.00			\$1,000
	2022Q3	22149	MORRIS	HSIP-0015 (313)	16	\$1,350	\$1,350	\$1,224	\$1,000
	2022Q4	22148	PASSAIC	NHFP-HWY-0046 (356)	18	\$1,100	\$1,200	\$1,050	\$1,075
		22152	WARREN	CMAQ-0046 (353)	19	\$1,200	\$1,000	\$1,200	\$1,046
-----									
PUSH BUTTON ASSEMBLIES, TYPE APS / U									
702041M	2022Q4	22148	PASSAIC	NHFP-HWY-0046 (356)	8	\$1,300	\$1,400	\$1,110	\$3,000
-----									
PUSH BUTTON / U									
702042M	2022Q2	22105	UNION	NHP-0439 (303)	8	\$535.00			\$450.00
		22129	MORRIS	STBGP-FLEX-0046 (351)	8	\$575.00	\$600.00	\$578.40	\$540.00
		22110	BERGEN	NHP-0017 (307)	16	\$1,275	\$1,100	\$615	\$520.00
		22117	PASSAIC	NHP-0020 (301)	22	\$500.00	\$760.00	\$750.00	\$400.00
		22105	UNION	NHP-0439 (303)	25	\$535.00			\$450.00
	2022Q3	22149	MORRIS	HSIP-0015 (313)	8	\$700.00	\$700.00	\$612.00	\$400.00

HISTORICAL BID PRICE LISTING  
BY REGION

REGION: N

PAY ITEM	CALENDAR QUARTER	CONTRACT NUMBER	COUNTY LOCATION	PROJECT DESCRIPTION	BID QUANTITY	AWARD PRICE	SECOND BIDDER	THIRD BIDDER	ESTIMATE
-----									
PUSH BUTTON / U									
702042M	2022Q4	22148	PASSAIC	NHFP-HWY-0046 (356)	8	\$560.00	\$600.00	\$390.00	\$500.00
		22152	WARREN	CMAQ-0046 (353)	11	\$600.00	\$800.00	\$650.00	\$453.00
-----									
RADAR DETECTOR / U									
702046M	2022Q2	22117	PASSAIC	NHP-0020 (301)	1	\$10,600	\$12,500	\$13,000	\$15,000
		22129	MORRIS	STBGP-FLEX-0046 (351)	4	\$10,000	\$9,500	\$9,533	\$9,200
		22105	UNION	NHP-0439 (303)	8	\$9,775			\$10,000
		22105	UNION	NHP-0439 (303)	17	\$9,775			\$10,000
		22117	PASSAIC	NHP-0020 (301)	27	\$10,300	\$12,750	\$13,000	\$9,500
	2022Q3	22149	MORRIS	HSIP-0015 (313)	4	\$11,000	\$11,250	\$10,200	\$10,000
	2022Q4	22148	PASSAIC	NHFP-HWY-0046 (356)	5	\$69,000	\$76,000	\$86,500	\$9,000
		22152	WARREN	CMAQ-0046 (353)	7	\$11,000	\$10,000	\$11,500	\$10,350
-----									
GENERATOR AUXILIARY CABINET / U									
702050M	2022Q2	22129	MORRIS	STBGP-FLEX-0046 (351)	1	\$7,100	\$7,000	\$10,154	\$9,000
		22105	UNION	NHP-0439 (303)	2	\$6,300			\$10,000
		22105	UNION	NHP-0439 (303)	6	\$6,300			\$10,000
		22117	PASSAIC	NHP-0020 (301)	8	\$10,000	\$8,850	\$9,000	\$10,000
	2022Q3	22149	MORRIS	HSIP-0015 (313)	1	\$11,000	\$11,350	\$10,200	\$7,000
	2022Q4	22148	PASSAIC	NHFP-HWY-0046 (356)	2	\$8,700	\$9,500	\$10,220	\$8,000
		22152	WARREN	CMAQ-0046 (353)	3	\$9,500	\$10,000	\$9,500	\$7,112
-----									
TEMPORARY TRAFFIC SIGNAL SYSTEM, LOCATIO / LS									
702054M	2022Q2	22117	PASSAIC	NHP-0020 (301)	1	\$80,000	\$17,000	\$20,000	\$50,000
		22117	PASSAIC	NHP-0020 (301)	1	\$80,000	\$190,000	\$180,000	\$100,000
-----									
INTERIM TRAFFIC SIGNAL SYSTEM, LOCATION / LS									
702057M	2022Q2	22105	UNION	NHP-0439 (303)	1	\$30,000			\$20,000



HISTORICAL BID PRICE LISTING  
BY REGION

REGION: N

PAY ITEM	CALENDAR QUARTER	CONTRACT NUMBER	COUNTY LOCATION	PROJECT DESCRIPTION	BID QUANTITY	AWARD PRICE	SECOND BIDDER	THIRD BIDDER	ESTIMATE
INTERIM TRAFFIC SIGNAL SYSTEM, LOCATION / LS									
702057M	(cont)	22105	UNION	NHP-0439 (303)	1	\$13,750			\$20,000
		22105	UNION	NHP-0439 (303)	1	\$16,800			\$20,000
		22105	UNION	NHP-0439 (303)	1	\$16,800			\$20,000
		22105	UNION	NHP-0439 (303)	1	\$5,800			\$20,000
		22105	UNION	NHP-0439 (303)	1	\$11,000			\$20,000
		22105	UNION	NHP-0439 (303)	1	\$7,900			\$20,000
		22105	UNION	NHP-0439 (303)	1	\$7,900			\$20,000
		22117	PASSAIC	NHP-0020 (301)	1	\$16,500	\$16,500	\$15,000	\$10,000
		22117	PASSAIC	NHP-0020 (301)	1	\$6,000	\$15,000	\$15,000	\$10,000
		22117	PASSAIC	NHP-0020 (301)	1	\$11,500	\$15,000	\$15,000	\$10,000
		22117	PASSAIC	NHP-0020 (301)	1	\$9,000	\$15,000	\$15,000	\$7,000
		22117	PASSAIC	NHP-0020 (301)	1	\$10,000	\$15,000	\$15,000	\$7,000
		22117	PASSAIC	NHP-0020 (301)	1	\$11,500	\$15,000	\$15,000	\$15,000
		22129	MORRIS	STBGP-FLEX-0046 (351)	1	\$15,000	\$14,000	\$16,602	\$12,000
	2022Q3	22149	MORRIS	HSIP-0015 (313)	1	\$75,000	\$60,000	\$54,060	\$12,000
	2022Q4	22148	PASSAIC	NHFP-HWY-0046 (356)	1	\$36,000	\$40,000	\$9,440	\$20,000
		22148	PASSAIC	NHFP-HWY-0046 (356)	1	\$47,000	\$52,000	\$9,440	\$25,000
		22152	WARREN	CMAQ-0046 (353)	1	\$45,000	\$30,000	\$45,000	\$12,000
		22152	WARREN	CMAQ-0046 (353)	1	\$6,000	\$10,000	\$5,500	\$12,000
		22152	WARREN	CMAQ-0046 (353)	1	\$26,000	\$20,000	\$27,000	\$12,000
		22152	WARREN	CMAQ-0046 (353)	1	\$6,000	\$10,000	\$5,600	\$12,000
	2023Q1	22158	ESSEX	NHP-0280 (337)	1	\$8,895	\$98,000	\$75,000	\$82,000
-----									
GPS UNIT / U									
702059M	2022Q2	22117	PASSAIC	NHP-0020 (301)	5	\$1,300	\$1,270	\$1,300	\$1,500
	2022Q4	22148	PASSAIC	NHFP-HWY-0046 (356)	2	\$760.00	\$850.00	\$390.00	\$1,250
-----									
CONTROLLER TURN-ON / U									
702060M	2022Q2	22129	MORRIS	STBGP-FLEX-0046 (351)	1	\$18,500	\$18,000	\$12,896	\$9,000
		22105	UNION	NHP-0439 (303)	2	\$12,000			\$12,000

HISTORICAL BID PRICE LISTING  
BY REGION

REGION: N

PAY ITEM	CALENDAR QUARTER	CONTRACT NUMBER	COUNTY LOCATION	PROJECT DESCRIPTION	BID QUANTITY	AWARD PRICE	SECOND BIDDER	THIRD BIDDER	ESTIMATE
CONTROLLER TURN-ON / U									
702060M	(cont)	22110	BERGEN	NHP-0017 (307)	3	\$12,705	\$11,000	\$7,250	\$5,300
		22105	UNION	NHP-0439 (303)	6	\$12,000			\$12,000
		22117	PASSAIC	NHP-0020 (301)	9	\$18,150	\$5,000	\$5,000	\$6,000
	2022Q4	22152	WARREN	CMAQ-0046 (353)	4	\$20,000	\$20,000	\$19,500	\$8,480

HISTORICAL BID PRICE LISTING  
 BY REGION

REGION: N

PAY ITEM	CALENDAR QUARTER	CONTRACT NUMBER	COUNTY LOCATION	PROJECT DESCRIPTION	BID QUANTITY	AWARD PRICE	SECOND BIDDER	THIRD BIDDER	ESTIMATE
RED SIGNAL AHEAD SIGN / U									
702102P	2022Q2	22117	PASSAIC	NHP-0020 (301)	2	\$12,500	\$9,700	\$10,000	\$8,000

HISTORICAL BID PRICE LISTING  
BY REGION

REGION: N

PAY ITEM	CALENDAR QUARTER	CONTRACT NUMBER	COUNTY LOCATION	PROJECT DESCRIPTION	BID QUANTITY	AWARD PRICE	SECOND BIDDER	THIRD BIDDER	ESTIMATE
-----									
LIGHTING STANDARD ALUMINUM / U									
703003M	2022Q2	22123	BERGEN	STBGP-0208 (302)	1	\$8,000	\$6,000	\$4,000	\$2,500
		22117	PASSAIC	NHP-0020 (301)	13	\$3,600	\$3,300	\$3,300	\$1,850
	2022Q3	22149	MORRIS	HSIP-0015 (313)	2	\$6,500	\$6,000	\$5,355	\$3,000
		22137	UNION	NHP-0022 (353)	3	\$3,300	\$3,500	\$3,000	\$6,000
	2023Q1	22158	ESSEX	NHP-0280 (337)	25	\$2,203	\$3,200	\$3,800	\$2,900
	-----								
LIGHTING STANDARD DECORATIVE / U									
703010M	2022Q2	22127	BERGEN	CRRSAA-FLEX-0004 (32)	3	\$5,200	\$5,200	\$5,848	\$7,000
-----									
LIGHTING MAST ARM ALUMINUM / U									
703012M	2022Q2	22123	BERGEN	STBGP-0208 (302)	1	\$5,000	\$2,200	\$2,000	\$850.00
		22105	UNION	NHP-0439 (303)	2	\$1,250			\$1,500
		22117	PASSAIC	NHP-0020 (301)	4	\$1,250	\$1,275	\$1,300	\$1,050
	2022Q3	22149	MORRIS	HSIP-0015 (313)	1	\$1,600	\$1,475	\$1,326	\$1,200
		22137	UNION	NHP-0022 (353)	3	\$1,350	\$1,400	\$1,200	\$1,300
	-----								
LUMINAIRE / U									
703018M	2022Q2	22123	BERGEN	STBGP-0208 (302)	1	\$5,000	\$1,350	\$2,200	\$1,100
		22105	UNION	NHP-0439 (303)	2	\$1,950			\$2,500
		22110	BERGEN	NHP-0017 (307)	2	\$3,640	\$3,150	\$4,000	\$1,300
		22129	MORRIS	STBGP-FLEX-0046 (351)	2	\$2,000	\$2,000	\$1,928	\$2,200
		22105	UNION	NHP-0439 (303)	12	\$2,150			\$2,500
		22117	PASSAIC	NHP-0020 (301)	177	\$1,700	\$1,275	\$1,300	\$1,950
	2022Q3	22137	UNION	NHP-0022 (353)	3	\$1,450	\$1,600	\$1,300	\$2,500
		22149	MORRIS	HSIP-0015 (313)	7	\$1,900	\$2,200	\$1,938	\$1,800
	2022Q4	22152	WARREN	CMAQ-0046 (353)	2	\$2,500	\$2,500	\$2,600	\$2,220
		22148	PASSAIC	NHFP-HWY-0046 (356)	5	\$2,400	\$2,650	\$2,310	\$1,350

HISTORICAL BID PRICE LISTING  
BY REGION

REGION: N

PAY ITEM	CALENDAR QUARTER	CONTRACT NUMBER	COUNTY LOCATION	PROJECT DESCRIPTION	BID QUANTITY	AWARD PRICE	SECOND BIDDER	THIRD BIDDER	ESTIMATE
LUMINAIRE / U									
703018M	2023Q1	22158	ESSEX	NHP-0280 (337)	25	\$1,779	\$1,100	\$1,300	\$1,800
LUMINAIRE DECORATIVE / U									
703019M	2022Q2	22127	BERGEN	CRRSAA-FLEX-0004 (32	3	\$4,000	\$4,000	\$4,466	\$3,000
SIGN LIGHTING, STRUCTURE NO. ___ / LS									
703021M	2022Q2	22117	PASSAIC	NHP-0020 (301)	1	\$15,000	\$30,000	\$30,000	\$23,900
		22117	PASSAIC	NHP-0020 (301)	1	\$12,000	\$35,000	\$32,000	\$29,600
		22117	PASSAIC	NHP-0020 (301)	1	\$15,000	\$35,000	\$31,000	\$19,100
		22117	PASSAIC	NHP-0020 (301)	1	\$12,000	\$35,000	\$33,000	\$18,800
		22117	PASSAIC	NHP-0020 (301)	1	\$12,000	\$35,000	\$31,000	\$18,800
703021M	2023Q1	22158	ESSEX	NHP-0280 (337)	1	\$7,413	\$23,000	\$28,000	\$25,500
		22158	ESSEX	NHP-0280 (337)	1	\$7,413	\$23,000	\$28,000	\$25,500
RELOCATE SITE LIGHTING / L S									
703022M	2022Q3	22137	UNION	NHP-0022 (353)	1	\$8,750	\$8,500	\$7,500	\$10,000
		22149	MORRIS	HSIP-0015 (313)	1	\$25,000	\$16,000	\$14,280	\$12,000
UNDERDECK LIGHTING TYPE W / U									
703024M	2022Q2	22117	PASSAIC	NHP-0020 (301)	2	\$2,150	\$3,000	\$3,000	\$2,200
TEMPORARY HIGHWAY LIGHTING SYSTEM / LS									
703033P	2022Q2	22127	BERGEN	CRRSAA-FLEX-0004 (32	1	\$57,000	\$57,000	\$64,216	\$50,000
		22129	MORRIS	STBGP-FLEX-0046 (351)	1	\$5,000	\$0	\$16,067	\$25,000
703033P	2022Q3	22137	UNION	NHP-0022 (353)	1	\$30,000	\$32,000	\$35,000	\$25,000
703033P	2023Q1	22158	ESSEX	NHP-0280 (337)	1	\$79,420	\$430,000	\$275,000	\$75,000

HISTORICAL BID PRICE LISTING  
BY REGION

REGION: N

PAY ITEM	CALENDAR QUARTER	CONTRACT NUMBER	COUNTY LOCATION	PROJECT DESCRIPTION	BID QUANTITY	AWARD PRICE	SECOND BIDDER	THIRD BIDDER	ESTIMATE
ITS CONDUIT, TYPE A / LF									
704002M	2022Q2	22105	UNION	NHP-0439 (303)	52	\$60.00			\$60.00
		22105	UNION	NHP-0439 (303)	106	\$60.00			\$60.00
		22129	MORRIS	STBGP-FLEX-0046 (351)	990	\$45.00	\$60.00	\$59.45	\$74.00
	2022Q3	22137	UNION	NHP-0022 (353)	1,052	\$50.00	\$95.00	\$75.00	\$50.00
	2022Q4	22148	PASSAIC	NHFP-HWY-0046 (356)	29,272	\$62.00	\$80.00	\$48.00	\$40.00
	2023Q1	22158	ESSEX	NHP-0280 (337)	1,464	\$25.00	\$68.00	\$85.00	\$35.00
-----									
JUNCTION BOX ITS TYPE A / U									
704003M	2022Q2	22105	UNION	NHP-0439 (303)	2	\$6,600			\$5,500
		22122	MORRIS	NHP-0015 (311)	2	\$4,500	\$12,000	\$1,400	\$5,500
		22129	MORRIS	STBGP-FLEX-0046 (351)	4	\$7,000	\$6,000	\$4,927	\$5,100
		22105	UNION	NHP-0439 (303)	6	\$6,600			\$5,500
	2022Q3	22137	UNION	NHP-0022 (353)	6	\$5,300	\$11,000	\$9,500	\$5,000
	2022Q4	22148	PASSAIC	NHFP-HWY-0046 (356)	66	\$6,100	\$12,000	\$7,385	\$5,725
	2023Q1	22158	ESSEX	NHP-0280 (337)	3	\$5,491	\$4,000	\$7,000	\$4,000
-----									
JUNCTION BOX ITS TYPE B / U									
704006M	2022Q4	22148	PASSAIC	NHFP-HWY-0046 (356)	4	\$4,600	\$10,000	\$14,925	\$8,200
-----									
JUNCTION BOX ITS TYPE C / U									
704009M	2022Q2	22129	MORRIS	STBGP-FLEX-0046 (351)	1	\$4,100	\$6,000	\$3,213	\$2,500
	2022Q3	22137	UNION	NHP-0022 (353)	9	\$3,200	\$5,600	\$4,500	\$2,800
	2022Q4	22148	PASSAIC	NHFP-HWY-0046 (356)	14	\$3,350	\$10,000	\$2,815	\$2,100
	2023Q1	22158	ESSEX	NHP-0280 (337)	3	\$5,471	\$1,900	\$3,500	\$2,800

HISTORICAL BID PRICE LISTING  
BY REGION

REGION: N

PAY ITEM	CALENDAR QUARTER	CONTRACT NUMBER	COUNTY LOCATION	PROJECT DESCRIPTION	BID QUANTITY	AWARD PRICE	SECOND BIDDER	THIRD BIDDER	ESTIMATE
-----									
METER CABINET ITS / U									
704011M	2022Q2	22129	MORRIS	STBGP-FLEX-0046 (351)	1	\$3,850	\$4,000	\$6,320	\$4,700
	2022Q4	22148	PASSAIC	NHFP-HWY-0046 (356)	9	\$4,700	\$5,000	\$5,335	\$4,000
-----									
FOUNDATION, ITS / U									
704014M	2022Q2	22129	MORRIS	STBGP-FLEX-0046 (351)	1	\$2,100	\$3,500	\$2,249	\$2,400
	2022Q4	22148	PASSAIC	NHFP-HWY-0046 (356)	9	\$2,300	\$7,500	\$1,420	\$2,500
-----									
FOUNDATION ITS TYPE A / U									
704015M	2022Q4	22148	PASSAIC	NHFP-HWY-0046 (356)	1	\$6,550	\$7,500	\$5,930	\$3,500
-----									
FOUNDATION ITS TYPE D / U									
704024M	2022Q2	22129	MORRIS	STBGP-FLEX-0046 (351)	1	\$2,500	\$3,500	\$3,117	\$4,000
	2022Q3	22137	UNION	NHP-0022 (353)	1	\$4,750	\$5,400	\$4,500	\$4,300
	2022Q4	22148	PASSAIC	NHFP-HWY-0046 (356)	5	\$3,000	\$7,500	\$6,320	\$2,700
-----									
COMMUNICATION HUB MODIFICATIONS / U									
704029M	2022Q4	22148	PASSAIC	NHFP-HWY-0046 (356)	3	\$13,900	\$15,000	\$59,515	\$45,000
-----									
CONTROLLER MODIFICATIONS, TYPE ____ / U									
704032M	2022Q4	22148	PASSAIC	NHFP-HWY-0046 (356)	6	\$37,000	\$35,000	\$56,085	\$15,000
-----									
CONTROL CENTER SYSTEM, LOCATION NO. ____ / LS									
704033P	2022Q2	22129	MORRIS	STBGP-FLEX-0046 (351)	1	\$14,500	\$14,000	\$13,796	\$20,000

HISTORICAL BID PRICE LISTING  
BY REGION

REGION: N

PAY ITEM	CALENDAR QUARTER	CONTRACT NUMBER	COUNTY LOCATION	PROJECT DESCRIPTION	BID QUANTITY	AWARD PRICE	SECOND BIDDER	THIRD BIDDER	ESTIMATE
CONTROL CENTER SYSTEM, LOCATION NO. ____ / LS									
704033P	2022Q3	22137	UNION	NHP-0022 (353)	1	\$7,500	\$7,800	\$6,500	\$3,000
		22137	UNION	NHP-0022 (353)	1	\$9,250	\$10,000	\$8,500	\$3,000
	2022Q4	22148	PASSAIC	NHFP-HWY-0046 (356)	1	\$775,000	\$750,000	\$285,600	\$100,000
-----									
MODIFY CONTROL CENTER SYSTEM / LS									
704034P	2022Q4	22148	PASSAIC	NHFP-HWY-0046 (356)	1	\$65,000	\$62,000	\$124,800	\$100,000
-----									
FOUNDATION CSS / U									
704035M	2022Q2	22129	MORRIS	STBGP-FLEX-0046 (351)	1	\$12,750	\$10,000	\$9,854	\$22,000
	2022Q3	22137	UNION	NHP-0022 (353)	1	\$50,000	\$46,000	\$45,000	\$40,000
-----									
FOUNDATION CSS TYPE A / U									
704036M	2022Q4	22148	PASSAIC	NHFP-HWY-0046 (356)	1	\$23,350	\$100,000	\$46,250	\$9,000
-----									
CAMERA STANDARD TYPE A / U									
704048M	2022Q3	22137	UNION	NHP-0022 (353)	1	\$90,000	\$94,000	\$80,000	\$75,000
	2022Q4	22148	PASSAIC	NHFP-HWY-0046 (356)	1	\$90,000	\$100,000	\$95,950	\$44,000
-----									
CAMERA STANDARD TYPE B / U									
704051M	2022Q2	22129	MORRIS	STBGP-FLEX-0046 (351)	1	\$50,000	\$48,000	\$58,911	\$35,000
-----									
CAMERA / U									
704060M	2022Q2	22129	MORRIS	STBGP-FLEX-0046 (351)	1	\$10,000	\$9,500	\$11,289	\$9,200



HISTORICAL BID PRICE LISTING  
BY REGION

REGION: N

PAY ITEM	CALENDAR QUARTER	CONTRACT NUMBER	COUNTY LOCATION	PROJECT DESCRIPTION	BID QUANTITY	AWARD PRICE	SECOND BIDDER	THIRD BIDDER	ESTIMATE
CAMERA / U									
704060M	2022Q3	22137	UNION	NHP-0022 (353)	2	\$7,200	\$7,800	\$6,500	\$12,000
	2022Q4	22148	PASSAIC	NHFP-HWY-0046 (356)	6	\$12,250	\$13,500	\$7,800	\$8,500
-----									
CONTROLLER, CAMERA / U									
704063M	2022Q2	22129	MORRIS	STBGP-FLEX-0046 (351)	1	\$50,000	\$50,000	\$49,935	\$35,000
	2022Q3	22137	UNION	NHP-0022 (353)	1	\$58,000	\$62,500	\$50,000	\$45,000
	2022Q4	22148	PASSAIC	NHFP-HWY-0046 (356)	2	\$52,500	\$60,000	\$58,865	\$31,000
-----									
FIBER OPTIC CABLE TYPE G / LF									
704076P	2022Q4	22148	PASSAIC	NHFP-HWY-0046 (356)	49,405	\$3.40	\$4.60	\$16.75	\$5.00
-----									
FIBER OPTIC CABLE TYPE E / LF									
704078P	2022Q4	22148	PASSAIC	NHFP-HWY-0046 (356)	12,086	\$11.00	\$15.00	\$17.75	\$7.00
-----									
CONTROLLER, CTSS / U									
704084M	2022Q3	22149	MORRIS	HSIP-0015 (313)	1	\$50,000	\$44,500	\$40,800	\$80,000
	2022Q4	22148	PASSAIC	NHFP-HWY-0046 (356)	2	\$66,000	\$73,000	\$126,500	\$84,000
-----									
CONTROLLER, CTSS TURN ON / U									
704090M	2022Q3	22149	MORRIS	HSIP-0015 (313)	1	\$7,500	\$36,500	\$32,640	\$5,000
	2022Q4	22148	PASSAIC	NHFP-HWY-0046 (356)	2	\$12,500	\$14,000	\$9,580	\$10,650
-----									
ADAPTIVE IMAGE DETECTOR, CTSS / U									
704092M	2022Q4	22148	PASSAIC	NHFP-HWY-0046 (356)	10	\$23,500	\$25,000	\$26,720	\$16,400

HISTORICAL BID PRICE LISTING  
BY REGION

REGION: N

PAY ITEM	CALENDAR QUARTER	CONTRACT NUMBER	COUNTY LOCATION	PROJECT DESCRIPTION	BID QUANTITY	AWARD PRICE	SECOND BIDDER	THIRD BIDDER	ESTIMATE
-----									
FOUNDATION DMS TYPE A / U									
704147M	2022Q4	22148	PASSAIC	NHFP-HWY-0046(356)	4	\$15,500	\$25,000	\$22,000	\$13,100
-----									
DMS STANDARD GROUND MOUNTED / U									
704169M	2022Q4	22148	PASSAIC	NHFP-HWY-0046(356)	2	\$20,500	\$50,000	\$44,670	\$14,500
-----									
DMS SIGN / U									
704171M	2022Q4	22148	PASSAIC	NHFP-HWY-0046(356)	3	\$110,000	\$135,000	\$118,500	\$97,000
-----									
CONTROLLER, DMS / U									
704183M	2022Q4	22148	PASSAIC	NHFP-HWY-0046(356)	3	\$73,000	\$82,000	\$86,165	\$21,000

HISTORICAL BID PRICE LISTING  
BY REGION

REGION: N

PAY ITEM	CALENDAR QUARTER	CONTRACT NUMBER	COUNTY LOCATION	PROJECT DESCRIPTION	BID QUANTITY	AWARD PRICE	SECOND BIDDER	THIRD BIDDER	ESTIMATE
FIBER CROSSCONNECT CABINET / U									
704215M	2022Q4	22148	PASSAIC	NHFP-HWY-0046(356)	1	\$46,500	\$52,000	\$64,000	\$30,000
ROADSIDE UNIT / U									
704237M	2022Q4	22148	PASSAIC	NHFP-HWY-0046(356)	16	\$31,250	\$34,000	\$26,725	\$30,000
FURNISH AND INSTALL ___ / U									
704247M	2022Q4	22148	PASSAIC	NHFP-HWY-0046(356)	1	\$10,500	\$10,000	\$13,365	\$5,000
FIBERGLASS CONDUIT SLEEVE, 6" DIAMETER / LF									
704265P	2022Q4	22148	PASSAIC	NHFP-HWY-0046(356)	32	\$245.00	\$325.00	\$310.00	\$70.00
		22148	PASSAIC	NHFP-HWY-0046(356)	85	\$190.00	\$200.00	\$310.00	\$70.00
		22148	PASSAIC	NHFP-HWY-0046(356)	95	\$175.00	\$200.00	\$310.00	\$70.00
		22148	PASSAIC	NHFP-HWY-0046(356)	95	\$175.00	\$200.00	\$310.00	\$70.00
		22148	PASSAIC	NHFP-HWY-0046(356)	100	\$240.00	\$200.00	\$648.00	\$70.00
		22148	PASSAIC	NHFP-HWY-0046(356)	123	\$220.00	\$200.00	\$648.00	\$70.00
		22148	PASSAIC	NHFP-HWY-0046(356)	154	\$185.00	\$200.00	\$648.00	\$70.00
		22148	PASSAIC	NHFP-HWY-0046(356)	157	\$185.00	\$200.00	\$648.00	\$70.00
		22148	PASSAIC	NHFP-HWY-0046(356)	157	\$190.00	\$250.00	\$648.00	\$70.00
		22148	PASSAIC	NHFP-HWY-0046(356)	624	\$175.00	\$200.00	\$335.00	\$70.00

HISTORICAL BID PRICE LISTING  
 BY REGION

REGION: N

PAY ITEM	CALENDAR CONTRACT QUARTER NUMBER	COUNTY LOCATION	PROJECT DESCRIPTION	BID QUANTITY	AWARD PRICE	SECOND BIDDER	THIRD BIDDER	ESTIMATE
-----	-----	-----	-----	-----	-----	-----	-----	-----
BEFORE AND AFTER TRAFFIC STUDIES / L S								
704340M	2022Q4 22148	PASSAIC	NHFP-HWY-0046(356)	1	\$240,000	\$175,000	\$223,000	\$150,000

HISTORICAL BID PRICE LISTING  
 BY REGION

REGION: N

PAY ITEM	CALENDAR QUARTER	CONTRACT NUMBER	COUNTY LOCATION	PROJECT DESCRIPTION	BID QUANTITY	AWARD PRICE	SECOND BIDDER	THIRD BIDDER	ESTIMATE
LOW-VOLTAGE TRANSFORMER / U									
706004M	2022Q3	22137	UNION	NHP-0022 (353)	1	\$28,000	\$23,000	\$19,500	\$10,000

HISTORICAL BID PRICE LISTING  
BY REGION

REGION: N

PAY ITEM	CALENDAR QUARTER	CONTRACT NUMBER	COUNTY LOCATION	PROJECT DESCRIPTION	BID QUANTITY	AWARD PRICE	SECOND BIDDER	THIRD BIDDER	ESTIMATE
-----									
SELECTIVE THINNING / SY									
801006M	2022Q2	22117	PASSAIC	NHP-0020 (301)	1,574	\$17.00	\$12.50	\$33.00	\$20.00
	2023Q1	22158	ESSEX	NHP-0280 (337)	235	\$21.00	\$11.00	\$30.00	\$20.00
-----									
SELECTIVE CLEARING / SY									
801012M	2022Q2	22127	BERGEN	CRRSAA-FLEX-0004 (32	110	\$50.00	\$50.00	\$32.11	\$43.00
		22117	PASSAIC	NHP-0020 (301)	3,570	\$22.00	\$15.50	\$27.00	\$40.00
	2022Q3	22149	MORRIS	HSIP-0015 (313)	70	\$125.00	\$100.00	\$75.65	\$35.00
	2022Q4	22148	PASSAIC	NHFP-HWY-0046 (356)	42	\$9.50	\$175.00	\$325.00	\$50.00
	2023Q1	22158	ESSEX	NHP-0280 (337)	3,940	\$8.00	\$4.00	\$7.00	\$40.00

HISTORICAL BID PRICE LISTING  
BY REGION

REGION: N

PAY ITEM	CALENDAR QUARTER	CONTRACT NUMBER	COUNTY LOCATION	PROJECT DESCRIPTION	BID QUANTITY	AWARD PRICE	SECOND BIDDER	THIRD BIDDER	ESTIMATE
-----									
TRIMMING EXISTING TREE, OVER 6" TO 12" D / U									
802003M	2022Q2	22105	UNION	NHP-0439 (303)	1	\$1,025			\$450.00
-----									
TRIMMING EXISTING TREE, OVER 12" TO 18" / U									
802006M	2022Q2	22105	UNION	NHP-0439 (303)	2	\$1,250			\$750.00
-----									
TRIMMING EXISTING TREE, OVER 18" TO 24" / U									
802009M	2022Q2	22105	UNION	NHP-0439 (303)	4	\$1,575			\$1,000
	2022Q3	22137	UNION	NHP-0022 (353)	3	\$650.00	\$900.00	\$525.00	\$400.00
-----									
TRIMMING EXISTING TREE, OVER 24" TO 30" / U									
802012M	2022Q2	22105	UNION	NHP-0439 (303)	5	\$2,075			\$1,500
	2022Q3	22137	UNION	NHP-0022 (353)	3	\$950	\$1,200	\$800	\$450.00
-----									
TRIMMING EXISTING TREE, OVER 30" TO 36" / U									
802015M	2022Q2	22105	UNION	NHP-0439 (303)	1	\$2,250			\$1,700
-----									
TREE REMOVAL, OVER 6" TO 12" DIAMETER / U									
802021M	2022Q2	22117	PASSAIC	NHP-0020 (301)	4	\$1,000	\$850	\$1,100	\$825.00
		22127	BERGEN	CRRSAA-FLEX-0004 (32)	30	\$475.00	\$475.00	\$682.29	\$421.00
-----									
TREE REMOVAL, OVER 12" TO 18" DIAMETER / U									
802024M	2022Q2	22117	PASSAIC	NHP-0020 (301)	1	\$1,500	\$1,500	\$1,600	\$1,325
		22127	BERGEN	CRRSAA-FLEX-0004 (32)	13	\$950	\$950	\$1,003	\$903.00
-----									
TREE REMOVAL, OVER 18" TO 24" DIAMETER / U									
802027M	2022Q2	22127	BERGEN	CRRSAA-FLEX-0004 (32)	3	\$1,700	\$1,700	\$1,433	\$1,500

HISTORICAL BID PRICE LISTING  
 BY REGION

REGION: N

PAY ITEM	CALENDAR QUARTER	CONTRACT NUMBER	COUNTY LOCATION	PROJECT DESCRIPTION	BID QUANTITY	AWARD PRICE	SECOND BIDDER	THIRD BIDDER	ESTIMATE
-----									
TREE REMOVAL, OVER 30" TO 36" DIAMETER / U									
802033M	2022Q2	22127	BERGEN	CRRSAA-FLEX-0004 (32	1	\$3,500	\$3,500	\$3,039	\$2,500
-----									
TREE REMOVAL, OVER 36" DIAMETER / U									
802036M	2022Q2	22127 22117	BERGEN PASSAIC	CRRSAA-FLEX-0004 (32 NHP-0020 (301)	1 3	\$3,750 \$4,500	\$3,750 \$5,000	\$3,985 \$6,000	\$2,900 \$4,250



HISTORICAL BID PRICE LISTING  
 BY REGION

REGION: N

PAY ITEM -----	CALENDAR CONTRACT QUARTER NUMBER -----	COUNTY LOCATION -----	PROJECT DESCRIPTION -----	BID QUANTITY -----	AWARD PRICE -----	SECOND BIDDER -----	THIRD BIDDER -----	ESTIMATE -----
PREPARATION OF EXISTING SOIL / SY								
803006M	2022Q2 22127	BERGEN	CRRSAA-FLEX-0004 (32	3,383	\$2.25	\$2.25	\$2.87	\$3.00

HISTORICAL BID PRICE LISTING  
BY REGION

REGION: N

PAY ITEM	CALENDAR QUARTER	CONTRACT NUMBER	COUNTY LOCATION	PROJECT DESCRIPTION	BID QUANTITY	AWARD PRICE	SECOND BIDDER	THIRD BIDDER	ESTIMATE
TOPSOIL SPREADING ___" THICK / SY									
804000P	2022Q2	22105	UNION	NHP-0439 (303)	11	\$1.00			\$5.00
		22105	UNION	NHP-0439 (303)	270	\$1.00			\$5.00
		22129	MORRIS	STBGP-FLEX-0046 (351)	996	\$3.50	\$5.00	\$5.36	\$6.00
		22122	MORRIS	NHP-0015 (311)	2,538	\$7.00	\$3.00	\$3.00	\$6.00
		22117	PASSAIC	NHP-0020 (301)	2,836	\$4.00	\$6.75	\$3.00	\$3.00
		22127	BERGEN	CRRSAA-FLEX-0004 (32)	3,383	\$5.00	\$5.00	\$4.76	\$4.00
		22123	BERGEN	STBGP-0208 (302)	3,794	\$9.00	\$3.00	\$4.50	\$6.00
		22117	PASSAIC	NHP-0020 (301)	11,603	\$6.00	\$5.00	\$3.00	\$3.00
	2022Q3	22137	UNION	NHP-0022 (353)	5,406	\$4.00	\$7.00	\$6.00	\$4.00
		22149	MORRIS	HSIP-0015 (313)	6,072	\$5.75	\$8.00	\$3.30	\$5.00
	2022Q4	22148	PASSAIC	NHFP-HWY-0046 (356)	48	\$3.00	\$40.00	\$52.00	\$11.00
		22152	WARREN	CMAQ-0046 (353)	215	\$1.00	\$0.02	\$12.00	\$12.00
	2023Q1	23402	MORRIS	STATE	1,049	\$0.01	\$0.10	\$9.00	\$4.25
		23403	HUDSON	STATE	1,063	\$3.00	\$8.50	\$1.00	\$5.00
		23402	MORRIS	STATE	5,000	\$0.01	\$0.05	\$1.00	\$6.67
		23403	HUDSON	STATE	5,000	\$0.01	\$1.00	\$1.00	\$6.67
		23401	SUSSEX	STATE	5,829	\$2.00	\$5.00	\$0.01	\$4.50
		22158	ESSEX	NHP-0280 (337)	10,914	\$4.00	\$4.00	\$1.00	\$5.00
-----									
SUBSOIL / CY									
804001P	2022Q2	22122	MORRIS	NHP-0015 (311)	511	\$55.00	\$85.00	\$95.00	\$60.00
		22117	PASSAIC	NHP-0020 (301)	1,397	\$72.00	\$105.00	\$55.00	\$50.00
-----									
PLANT PIT SOIL / CY									
804014P	2022Q2	22127	BERGEN	CRRSAA-FLEX-0004 (32)	4	\$200.00	\$200.00	\$86.00	\$70.00
		22122	MORRIS	NHP-0015 (311)	21	\$100.00	\$70.00	\$77.00	\$70.00
		22117	PASSAIC	NHP-0020 (301)	140	\$150.00	\$72.00	\$63.00	\$70.00
	2022Q3	22137	UNION	NHP-0022 (353)	1,152	\$20.00	\$60.25	\$50.00	\$90.00
	2023Q1	22158	ESSEX	NHP-0280 (337)	22	\$101.00	\$66.00	\$110.00	\$70.00

HISTORICAL BID PRICE LISTING  
BY REGION

REGION: N

PAY ITEM	CALENDAR QUARTER	CONTRACT NUMBER	COUNTY LOCATION	PROJECT DESCRIPTION	BID QUANTITY	AWARD PRICE	SECOND BIDDER	THIRD BIDDER	ESTIMATE
BORROW TOPSOIL / CY									
804015P	2022Q2	22105	UNION	NHP-0439 (303)	40	\$60.00			\$70.00
		22117	PASSAIC	NHP-0020 (301)	315	\$72.00	\$65.00	\$115.00	\$12.00
		22123	BERGEN	STBGP-0208 (302)	374	\$72.00	\$65.00	\$60.00	\$50.00
	2022Q3	22137	UNION	NHP-0022 (353)	241	\$55.00	\$56.00	\$49.00	\$45.00
	2022Q4	22145	WARREN	NHP-0094 (306)	5	\$120.00			\$50.00
		22152	WARREN	CMAQ-0046 (353)	56	\$60.00	\$0.02	\$90.00	\$75.00
	2023Q1	23402	MORRIS	STATE	90	\$0.01	\$0.10	\$44.00	\$55.50
		23403	HUDSON	STATE	103	\$45.00	\$40.00	\$5.00	\$60.00
		22158	ESSEX	NHP-0280 (337)	208	\$69.00	\$58.00	\$70.00	\$45.00
		23401	SUSSEX	STATE	723	\$5.00	\$4.00	\$0.01	\$55.00
		23402	MORRIS	STATE	1,250	\$0.01	\$1.00	\$1.00	\$39.00
		23403	HUDSON	STATE	1,250	\$0.01	\$5.00	\$1.00	\$39.00

HISTORICAL BID PRICE LISTING  
BY REGION

REGION: N

PAY ITEM	CALENDAR QUARTER	CONTRACT NUMBER	COUNTY LOCATION	PROJECT DESCRIPTION	BID QUANTITY	AWARD PRICE	SECOND BIDDER	THIRD BIDDER	ESTIMATE
-----									
TURF REPAIR STRIP / LF									
805003M	2022Q2	22128	ESSEX	NHP-D00S (591)	190	\$30.00	\$36.50		\$15.00
		22117	PASSAIC	NHP-0020 (301)	825	\$10.00	\$7.60	\$8.00	\$5.00
	2022Q3	22142	MORRIS	NHP-0080 (335)	830	\$27.50	\$11.00	\$25.00	\$25.00
	2022Q4	22145	WARREN	NHP-0094 (306)	1,459	\$43.76			\$9.00
	2023Q1	23403	HUDSON	STATE	500	\$3.00	\$6.25	\$4.00	\$6.60
		23402	MORRIS	STATE	1,000	\$0.01	\$5.00	\$7.75	\$4.50
		23401	SUSSEX	STATE	2,000	\$4.00	\$4.50	\$0.01	\$3.00
		23402	MORRIS	STATE	5,000	\$0.01	\$0.50	\$1.00	\$3.00
		23403	HUDSON	STATE	5,000	\$0.01	\$1.00	\$0.25	\$3.00
-----									
STABILIZED TURF / SY									
805005M	2022Q2	22117	PASSAIC	NHP-0020 (301)	309	\$50.00	\$18.70	\$40.00	\$25.00
		22159	BERGEN	NHP-0017 (310)	726	\$30.00	\$29.00	\$55.00	\$42.00
-----									
REGRADE BERM / SY									
805010M	2022Q2	22115	ESSEX	NHP-0021 (353)	404	\$17.35	\$8.21	\$16.80	\$25.00
		22128	ESSEX	NHP-D00S (591)	1,173	\$35.00	\$35.00		\$8.00

HISTORICAL BID PRICE LISTING  
BY REGION

REGION: N

PAY ITEM	CALENDAR QUARTER	CONTRACT NUMBER	COUNTY LOCATION	PROJECT DESCRIPTION	BID QUANTITY	AWARD PRICE	SECOND BIDDER	THIRD BIDDER	ESTIMATE
-----									
FERTILIZING AND SEEDING, TYPE A / SY									
806003P	2022Q2	22115	ESSEX	NHP-0021 (353)	128	\$11.60	\$52.13	\$5.00	\$10.00
	2023Q1	22158	ESSEX	NHP-0280 (337)	2,094	\$2.00	\$1.50	\$2.00	\$1.00
		23402	MORRIS	STATE	5,000	\$0.01	\$0.10	\$0.01	\$1.00
		23403	HUDSON	STATE	5,000	\$0.01	\$0.01	\$0.10	\$1.00
-----									
FERTILIZING AND SEEDING, TYPE A-3 / SY									
806006P	2022Q2	22105	UNION	NHP-0439 (303)	11	\$1.00			\$2.00
		22105	UNION	NHP-0439 (303)	270	\$1.00			\$2.00
		22127	BERGEN	CRRSAA-FLEX-0004 (32	3,383	\$2.00	\$2.00	\$1.43	\$2.50
		22123	BERGEN	STBGP-0208 (302)	3,897	\$2.50	\$1.65	\$2.25	\$2.00
		22122	MORRIS	NHP-0015 (311)	5,488	\$2.00	\$1.50	\$1.70	\$2.00
		22117	PASSAIC	NHP-0020 (301)	14,439	\$2.00	\$1.25	\$3.00	\$1.00
	2022Q3	22137	UNION	NHP-0022 (353)	5,406	\$1.05	\$2.25	\$2.00	\$2.00
		22149	MORRIS	HSIP-0015 (313)	6,072	\$1.10	\$0.85	\$1.55	\$2.00
	2022Q4	22145	WARREN	NHP-0094 (306)	13	\$24.00			\$3.00
		22148	PASSAIC	NHFP-HWY-0046 (356)	42	\$2.00	\$10.00	\$13.00	\$10.00
		22152	WARREN	CMAQ-0046 (353)	215	\$1.00	\$0.02	\$2.75	\$2.00
	2023Q1	23402	MORRIS	STATE	1,049	\$0.01	\$0.10	\$1.10	\$3.00
		23403	HUDSON	STATE	1,063	\$0.55	\$1.10	\$0.50	\$2.25
		23401	SUSSEX	STATE	5,829	\$0.25	\$1.15	\$0.01	\$2.00
-----									
FERTILIZING AND SEEDING, TYPE A-4 / SY									
806009P	2022Q2	22129	MORRIS	STBGP-FLEX-0046 (351)	996	\$2.25	\$2.00	\$2.09	\$2.00
-----									
FERTILIZING AND SEEDING, TYPE F / SY									
806018P	2022Q2	22129	MORRIS	STBGP-FLEX-0046 (351)	200	\$3.00	\$2.00	\$2.41	\$2.00
		22127	BERGEN	CRRSAA-FLEX-0004 (32	339	\$2.50	\$2.50	\$2.29	\$2.50
		22123	BERGEN	STBGP-0208 (302)	354	\$2.00	\$3.85	\$3.10	\$2.00

HISTORICAL BID PRICE LISTING  
BY REGION

REGION: N

PAY ITEM	CALENDAR QUARTER	CONTRACT NUMBER	COUNTY LOCATION	PROJECT DESCRIPTION	BID QUANTITY	AWARD PRICE	SECOND BIDDER	THIRD BIDDER	ESTIMATE
-----									
FERTILIZING AND SEEDING, TYPE F / SY									
806018P	(cont)	22117	PASSAIC	NHP-0020 (301)	1,444	\$5.00	\$1.80	\$1.50	\$2.00
	2022Q3	22137	UNION	NHP-0022 (353)	744	\$2.10	\$2.00	\$1.50	\$2.00
-----									
FERTILIZING AND SEEDING, TYPE W / SY									
806024P	2022Q2	22117	PASSAIC	NHP-0020 (301)	2,160	\$4.00	\$4.40	\$1.50	\$2.00
-----									
FERTILIZING AND SEEDING, BASIN SLOPE / SY									
806028P	2022Q2	22117	PASSAIC	NHP-0020 (301)	410	\$5.00	\$5.20	\$3.00	\$2.00
-----									
FERTILIZING AND SEEDING, LOW MAINTENANCE / SY									
806033P	2022Q2	22117	PASSAIC	NHP-0020 (301)	2,460	\$3.00	\$1.40	\$1.50	\$2.00
	2023Q1	22158	ESSEX	NHP-0280 (337)	8,595	\$3.00	\$1.50	\$1.70	\$2.00

HISTORICAL BID PRICE LISTING  
BY REGION

REGION: N

PAY ITEM	CALENDAR QUARTER	CONTRACT NUMBER	COUNTY LOCATION	PROJECT DESCRIPTION	BID QUANTITY	AWARD PRICE	SECOND BIDDER	THIRD BIDDER	ESTIMATE
-----									
TOPSOIL STABILIZATION, TYPE 1 MAT / SY									
807003M	2022Q2	22127	BERGEN	CRRSAA-FLEX-0004 (32	410	\$5.50	\$5.50	\$4.87	\$6.00
		22117	PASSAIC	NHP-0020 (301)	595	\$6.00	\$4.40	\$3.00	\$8.00
-----									
TOPSOIL STABILIZATION, TYPE 2 MAT / SY									
807006M	2022Q2	22123	BERGEN	STBGP-0208 (302)	107	\$9.00	\$16.50	\$7.00	\$7.00
	2022Q3	22137	UNION	NHP-0022 (353)	23	\$5.25	\$10.00	\$8.75	\$10.00
	2022Q4	22145	WARREN	NHP-0094 (306)	13	\$60.00			\$5.00
-----									
TOPSOIL STABILIZATION, TYPE 4 MAT / SY									
807012M	2022Q3	22137	UNION	NHP-0022 (353)	4,668	\$3.65	\$3.50	\$3.00	\$6.00

HISTORICAL BID PRICE LISTING  
BY REGION

REGION: N

PAY ITEM	CALENDAR QUARTER	CONTRACT NUMBER	COUNTY LOCATION	PROJECT DESCRIPTION	BID QUANTITY	AWARD PRICE	SECOND BIDDER	THIRD BIDDER	ESTIMATE
-----									
STRAW MULCHING / SY									
809003M	2022Q2	22105	UNION	NHP-0439 (303)	11	\$1.00			\$2.00
		22105	UNION	NHP-0439 (303)	270	\$1.00			\$2.00
		22129	MORRIS	STBGP-FLEX-0046 (351)	996	\$1.00	\$3.00	\$2.14	\$1.00
		22122	MORRIS	NHP-0015 (311)	2,538	\$1.00	\$1.00	\$1.00	\$1.00
		22127	BERGEN	CRRSAA-FLEX-0004 (32)	3,722	\$1.75	\$1.75	\$1.09	\$1.00
		22123	BERGEN	STBGP-0208 (302)	3,897	\$2.50	\$0.95	\$1.50	\$1.00
		22117	PASSAIC	NHP-0020 (301)	19,469	\$1.50	\$0.90	\$1.00	\$1.00
	2022Q3	22137	UNION	NHP-0022 (353)	1,734	\$1.05	\$2.00	\$1.50	\$2.00
		22149	MORRIS	HSIP-0015 (313)	6,072	\$1.00	\$0.65	\$0.85	\$1.00
	2022Q4	22152	WARREN	CMAQ-0046 (353)	215	\$1.00	\$0.02	\$2.75	\$2.00
		22145	WARREN	NHP-0094 (306)	493	\$12.00			\$2.00
	2023Q1	23402	MORRIS	STATE	1,049	\$0.01	\$0.10	\$1.10	\$1.45
		23403	HUDSON	STATE	1,063	\$0.55	\$1.10	\$0.50	\$1.60
		23402	MORRIS	STATE	5,000	\$0.01	\$0.10	\$0.01	\$0.86
		23403	HUDSON	STATE	5,000	\$0.01	\$0.01	\$0.05	\$0.86
		23401	SUSSEX	STATE	5,829	\$0.25	\$0.44	\$0.01	\$1.00
		22158	ESSEX	NHP-0280 (337)	10,689	\$1.00	\$1.00	\$1.00	\$2.00
-----									
FIBER MULCHING / SY									
809006M	2022Q2	22122	MORRIS	NHP-0015 (311)	2,950	\$3.00	\$1.00	\$1.40	\$2.00
-----									
WOOD MULCHING / SY									
809018M	2022Q2	22117	PASSAIC	NHP-0020 (301)	472	\$20.00	\$5.40	\$9.00	\$7.00
	2022Q3	22137	UNION	NHP-0022 (353)	2,169	\$5.25	\$12.00	\$10.00	\$7.00
	2023Q1	22158	ESSEX	NHP-0280 (337)	50	\$26.00	\$8.00	\$10.00	\$7.00
-----									
WOOD MULCHING, 2" THICK / SY									
809021M	2022Q2	22117	PASSAIC	NHP-0020 (301)	2,930	\$15.00	\$3.85	\$9.00	\$7.00



HISTORICAL BID PRICE LISTING  
 BY REGION

REGION: N

PAY ITEM	CALENDAR QUARTER	CONTRACT NUMBER	COUNTY LOCATION	PROJECT DESCRIPTION	BID QUANTITY	AWARD PRICE	SECOND BIDDER	THIRD BIDDER	ESTIMATE
WOOD MULCHING, 2" THICK / SY									
809021M	2022Q4	22148	PASSAIC	NHFP-HWY-0046(356)	6	\$11.00	\$10.00	\$26.00	\$25.00

HISTORICAL BID PRICE LISTING  
 BY REGION

REGION: N

PAY ITEM	CALENDAR QUARTER	CONTRACT NUMBER	COUNTY LOCATION	PROJECT DESCRIPTION	BID QUANTITY	AWARD PRICE	SECOND BIDDER	THIRD BIDDER	ESTIMATE
MOWING / ACRE									
810003M	2022Q2	22123	BERGEN	STBGP-0208 (302)	1	\$2,500	\$1,375	\$1,000	\$900.00
		22127	BERGEN	CRRSAA-FLEX-0004 (32	1	\$900	\$900	\$1,720	\$620.00
		22117	PASSAIC	NHP-0020 (301)	11	\$1,200	\$1,210	\$600	\$700.00
	2022Q3	22137	UNION	NHP-0022 (353)	4	\$1,050	\$675	\$590	\$725.00
-----									
MOWING / SY									
810006M	2023Q1	22158	ESSEX	NHP-0280 (337)	1,040	\$2.00	\$1.00	\$5.00	\$2.00

HISTORICAL BID PRICE LISTING  
BY REGION

REGION: N

PAY ITEM	CALENDAR QUARTER	CONTRACT NUMBER	COUNTY LOCATION	PROJECT DESCRIPTION	BID QUANTITY	AWARD PRICE	SECOND BIDDER	THIRD BIDDER	ESTIMATE
-----									
LARGE DECIDUOUS TREE, 3-3 1/2" CALIPER, / U									
811003M	2022Q3	22137	UNION	NHP-0022 (353)	383	\$950.00	\$775.00	\$675.00	\$700.00
-----									
LARGE DECIDUOUS TREE, 2-2 1/2" CALIPER, / U									
811006M	2023Q1	22158	ESSEX	NHP-0280 (337)	23	\$762.00	\$650.00	\$700.00	\$500.00
-----									
LARGE DECID TREE 10-12' HIGH, MULTI STEM / U									
811016M	2022Q2	22122	MORRIS	NHP-0015 (311)	4	\$750.00	\$650.00	\$710.00	\$800.00
		22127	BERGEN	CRRSAA-FLEX-0004 (32)	6	\$700	\$700	\$1,003	\$600.00
		22117	PASSAIC	NHP-0020 (301)	10	\$755.00	\$850.00	\$750.00	\$450.00
	2022Q3	22137	UNION	NHP-0022 (353)	14	\$585.00	\$725.00	\$625.00	\$525.00
-----									
SMALL DECIDUOUS TREE, 3-3 1/2" CALIPER, / U									
811021M	2022Q3	22137	UNION	NHP-0022 (353)	346	\$925.00	\$900.00	\$785.00	\$725.00
-----									
SMALL DECIDUOUS TREE, 2-2 1/2" CALIPER, / U									
811024M	2022Q2	22122	MORRIS	NHP-0015 (311)	9	\$600.00	\$550.00	\$600.00	\$595.00
-----									
EVERGREEN TREE, 9-10' HIGH, B&B / U									
811033M	2022Q3	22137	UNION	NHP-0022 (353)	156	\$810.00	\$665.00	\$585.00	\$450.00
-----									
EVERGREEN TREE, 7-8' HIGH B&B / U									
811037M	2022Q2	22117	PASSAIC	NHP-0020 (301)	17	\$700.00	\$750.00	\$550.00	\$375.00
-----									
EVERGREEN TREE, 6-7' HIGH, B&B / U									
811039M	2022Q2	22117	PASSAIC	NHP-0020 (301)	10	\$645.00	\$590.00	\$559.00	\$350.00

HISTORICAL BID PRICE LISTING  
BY REGION

REGION: N

PAY ITEM	CALENDAR QUARTER	CONTRACT NUMBER	COUNTY LOCATION	PROJECT DESCRIPTION	BID QUANTITY	AWARD PRICE	SECOND BIDDER	THIRD BIDDER	ESTIMATE
-----									
DECIDUOUS SHRUB, 18-24" HIGH, #3 CONTAIN / U									
811063M	2022Q2	22117	PASSAIC	NHP-0020 (301)	1,100	\$110.00	\$55.00	\$65.00	\$65.00
-----									
DECIDUOUS SHRUB, 24-36" HIGH, CONTAINER / U									
811067M	2022Q2	22117	PASSAIC	NHP-0020 (301)	172	\$150.00	\$71.00	\$80.00	\$65.00
		22122	MORRIS	NHP-0015 (311)	190	\$70.00	\$90.00	\$98.00	\$40.00
-----									
EVERGREEN SHRUB, 30-36" HIGH, B&B / U									
811072M	2022Q2	22122	MORRIS	NHP-0015 (311)	20	\$90.00	\$100.00	\$124.00	\$75.00
-----									
EVERGREEN SHRUB, 18-24" HIGH, #3 CONTAIN / U									
811078M	2022Q2	22117	PASSAIC	NHP-0020 (301)	198	\$105.00	\$66.00	\$60.00	\$55.00

HISTORICAL BID PRICE LISTING  
BY REGION

REGION: N

PAY ITEM	CALENDAR QUARTER	CONTRACT NUMBER	COUNTY LOCATION	PROJECT DESCRIPTION	BID QUANTITY	AWARD PRICE	SECOND BIDDER	THIRD BIDDER	ESTIMATE
PLANT ESTABLISHMENT PERIOD / LS									
811138M	2022Q2	22117	PASSAIC	NHP-0020 (301)	1	\$55,000	\$25,000	\$45,000	\$77,000
		22122	MORRIS	NHP-0015 (311)	1	\$5,000	\$12,500	\$14,000	\$8,300
		22127	BERGEN	CRRSAA-FLEX-0004 (32	1	\$19,000	\$19,000	\$2,981	\$1,000
	2022Q3	22137	UNION	NHP-0022 (353)	1	\$32,000	\$130,000	\$115,000	\$160,000
	2023Q1	22158	ESSEX	NHP-0280 (337)	1	\$794	\$2,900	\$2,800	\$6,000
-----									
WATERING / MG									
811165M	2022Q2	22127	BERGEN	CRRSAA-FLEX-0004 (32	1	\$1,000	\$1,000	\$516	\$1,050
		22122	MORRIS	NHP-0015 (311)	6	\$1.00	\$300.00	\$328.00	\$500.00
		22117	PASSAIC	NHP-0020 (301)	44	\$715.00	\$275.00	\$800.00	\$1,000
	2022Q3	22137	UNION	NHP-0022 (353)	206	\$290.00	\$500.00	\$425.00	\$1,000
	2023Q1	22158	ESSEX	NHP-0280 (337)	5	\$424.00	\$340.00	\$400.00	\$1,000
-----									
RECONSTRUCT PLANTING BED / LS									
811175P	2022Q2	22117	PASSAIC	NHP-0020 (301)	1	\$60,000	\$18,000	\$17,000	\$250.00

HISTORICAL BID PRICE LISTING  
BY REGION

REGION: N

<u>PAY ITEM</u>	<u>CALENDAR CONTRACT</u> <u>QUARTER NUMBER</u>	<u>COUNTY</u> <u>LOCATION</u>	<u>PROJECT</u> <u>DESCRIPTION</u>	<u>BID</u> <u>QUANTITY</u>	<u>AWARD</u> <u>PRICE</u>	<u>SECOND</u> <u>BIDDER</u>	<u>THIRD</u> <u>BIDDER</u>	<u>ESTIMATE</u>
MISCELLANEOUS CONCRETE / CY								
903006M	2022Q2 22463	MORRIS	N/A	75	\$1	\$1,000		\$700.00

HISTORICAL BID PRICE LISTING  
 BY REGION

REGION: N

PAY ITEM -----	CALENDAR QUARTER -----	CONTRACT NUMBER -----	COUNTY LOCATION -----	PROJECT DESCRIPTION -----	BID QUANTITY -----	AWARD PRICE -----	SECOND BIDDER -----	THIRD BIDDER -----	ESTIMATE -----
INSPECTION OF UNITS / U									
MMA001M	2022Q2	22463	MORRIS	N/A	50	\$1,000	\$1,000		\$1,000

HISTORICAL BID PRICE LISTING  
BY REGION

REGION: N

PAY ITEM	CALENDAR QUARTER	CONTRACT NUMBER	COUNTY LOCATION	PROJECT DESCRIPTION	BID QUANTITY	AWARD PRICE	SECOND BIDDER	THIRD BIDDER	ESTIMATE
BRIDGE HEADER REPAIR / LF									
MMB070M	2023Q1	21410	BERGEN	NHP-D00S (642)	1,695	\$219.00	\$100.00	\$221.00	\$195.00
		22450	MORRIS	NHP-0040 (314)	5,346	\$100.00	\$225.00	\$200.00	\$140.00
REPAIR CONCRETE CURB / LF									
MMB077M	2023Q1	21410	BERGEN	NHP-D00S (642)	205	\$125.00	\$60.00	\$140.00	\$210.00
		22450	MORRIS	NHP-0040 (314)	398	\$60.00	\$125.00	\$94.00	\$120.00
DECK CORROSION INHIBITOR / SY									
MMB086M	2023Q1	22450	MORRIS	NHP-0040 (314)	45,470	\$10.00	\$12.00	\$10.50	\$12.00
		21410	BERGEN	NHP-D00S (642)	116,805	\$7.00	\$9.00	\$14.90	\$26.00
DECK JOINT RESEAL (SILICON) / LF									
MMB087M	2023Q1	22450	MORRIS	NHP-0040 (314)	12,385	\$118.00	\$90.00	\$81.50	\$70.00
		21410	BERGEN	NHP-D00S (642)	18,510	\$68.00	\$125.00	\$65.00	\$95.00
BRIDGE DECK CRACK SEALING / LF									
MMB088M	2023Q1	21410	BERGEN	NHP-D00S (642)	3,000	\$15.00	\$7.25	\$32.00	\$13.00
		22450	MORRIS	NHP-0040 (314)	3,000	\$12.00	\$15.00	\$10.50	\$10.00
DECK JOINT REPAIR / LF									
MMB089M	2023Q1	22450	MORRIS	NHP-0040 (314)	12,681	\$118.00	\$195.00	\$140.00	\$110.00
		21410	BERGEN	NHP-D00S (642)	18,570	\$138.00	\$130.00	\$147.00	\$110.00
DECK JOINT RESEAL (RUBBER ASPHALT) / LF									
MMB090M	2023Q1	21410	BERGEN	NHP-D00S (642)	1,710	\$20.00	\$2.00	\$4.00	\$20.00
		22450	MORRIS	NHP-0040 (314)	5,346	\$3.00	\$25.00	\$35.00	\$20.00



HISTORICAL BID PRICE LISTING  
 BY REGION

REGION: N

PAY ITEM	CALENDAR QUARTER	CONTRACT NUMBER	COUNTY LOCATION	PROJECT DESCRIPTION	BID QUANTITY	AWARD PRICE	SECOND BIDDER	THIRD BIDDER	ESTIMATE
CREW COORDINATOR / HOUR									
MMB092M	2022Q4	23434	UNION	N/A	40	\$140.00	\$140.00	\$140.00	\$140.00
		23428	SUSSEX	N/A	250	\$140.00	\$140.00	\$140.00	\$140.00
		23431	UNION	N/A	750	\$140.00	\$140.00	\$140.00	\$140.00
		23422	UNION	N/A	1,000	\$140.00	\$140.00	\$140.00	\$140.00
		23425	UNION	N/A	1,000	\$140.00	\$140.00	\$140.00	\$140.00

HISTORICAL BID PRICE LISTING  
BY REGION

REGION: N

PAY ITEM	CALENDAR QUARTER	CONTRACT NUMBER	COUNTY LOCATION	PROJECT DESCRIPTION	BID QUANTITY	AWARD PRICE	SECOND BIDDER	THIRD BIDDER	ESTIMATE
LANE CLOSURES / HOUR									
MMB172M	2022Q4	23428	SUSSEX	N/A	1,250	\$262.00	\$227.00	\$130.00	\$100.00
		23434	UNION	N/A	9,500	\$0.01	\$0.01	\$31.00	\$100.00
		23422	UNION	N/A	10,300	\$0.01	\$0.01	\$1.00	\$100.00
		23431	UNION	N/A	10,500	\$43.01	\$0.01	\$0.01	\$100.00
		23425	UNION	N/A	25,000	\$0.01	\$0.01	\$1.00	\$100.00
-----									
SOLID WASTE DISPOSAL / DOLL									
MMB173M	2022Q4	23428	SUSSEX	N/A	1,000	\$1.00	\$1.00	\$1.00	\$1.00
		23422	UNION	N/A	20,000	\$1.00	\$1.00	\$1.00	\$1.00
		23425	UNION	N/A	20,000	\$1.00	\$1.00	\$1.00	\$1.00
		23431	UNION	N/A	50,000	\$1.00	\$1.00	\$1.00	\$1.00
		23434	UNION	N/A	100,000	\$1.00	\$1.00	\$1.00	\$1.00
-----									
REPAIR CATEGORY "A" / HOUR									
MMB181M	2022Q2	22463	MORRIS	N/A	375	\$874	\$3,500		\$1,200
-----									
LABOR CREW / HOUR									
MMB186M	2022Q4	23428	SUSSEX	N/A	625	\$520.00	\$701.00	\$719.91	\$680.00
		23428	SUSSEX	N/A	625	\$420.00	\$460.00	\$564.36	\$585.00
		23428	SUSSEX	N/A	625	\$250.00	\$325.00	\$403.55	\$385.00
		23428	SUSSEX	N/A	625	\$515.00	\$778.00	\$715.69	\$700.00
		23428	SUSSEX	N/A	625	\$525.00	\$625.00	\$782.60	\$675.00
		23428	SUSSEX	N/A	625	\$280.00	\$400.00	\$393.50	\$350.00
		23428	SUSSEX	N/A	625	\$450.00	\$766.00	\$723.79	\$600.00
		23434	UNION	N/A	3,500	\$374.76	\$400.00	\$429.75	\$400.00
		23434	UNION	N/A	9,500	\$700	\$904	\$1,012	\$690.00
		23422	UNION	N/A	10,300	\$507.69	\$585.00	\$650.00	\$510.00
		23422	UNION	N/A	10,300	\$361.08	\$530.00	\$455.00	\$350.00
		23431	UNION	N/A	10,500	\$607.18	\$885.00	\$813.00	\$650.00
		23431	UNION	N/A	10,500	\$607.18	\$750.00	\$811.75	\$650.00
		23425	UNION	N/A	24,000	\$202.87	\$225.00	\$379.00	\$237.00
		23425	UNION	N/A	25,000	\$663.30	\$931.00	\$782.00	\$625.00

HISTORICAL BID PRICE LISTING  
 BY REGION

REGION: N

PAY ITEM	CALENDAR QUARTER	CONTRACT NUMBER	COUNTY LOCATION	PROJECT DESCRIPTION	BID QUANTITY	AWARD PRICE	SECOND BIDDER	THIRD BIDDER	ESTIMATE
RAILROAD SERVICES / DOLL									
MMB188M	2023Q1	22450	MORRIS	NHP-0040 (314)	30,000	\$1.00	\$1.00	\$1.00	\$1.00
		21410	BERGEN	NHP-D00S (642)	40,000	\$1.00	\$1.00	\$1.00	\$1.00

HISTORICAL BID PRICE LISTING  
 BY REGION

REGION: N

PAY ITEM	CALENDAR QUARTER	CONTRACT NUMBER	COUNTY LOCATION	PROJECT DESCRIPTION	BID QUANTITY	AWARD PRICE	SECOND BIDDER	THIRD BIDDER	ESTIMATE
BRIDGE DECK POWER WASHING / SY	2023Q1	21410	BERGEN	NHP-D00S (642)	149,465	\$7.00	\$2.80	\$5.50	\$8.00

HISTORICAL BID PRICE LISTING  
 BY REGION

REGION: N

PAY ITEM	CALENDAR QUARTER	CONTRACT NUMBER	COUNTY LOCATION	PROJECT DESCRIPTION	BID QUANTITY	AWARD PRICE	SECOND BIDDER	THIRD BIDDER	ESTIMATE
RESET SIGNS / U									
MMD036M	2023Q1	23402	MORRIS	STATE	4	\$150.00	\$220.00	\$275.00	\$480.00
		23403	HUDSON	STATE	5	\$225.00	\$215.00	\$220.00	\$455.00
		23401	SUSSEX	STATE	10	\$165.00	\$170.00	\$225.00	\$450.00

HISTORICAL BID PRICE LISTING  
BY REGION

REGION: N

PAY ITEM	CALENDAR QUARTER	CONTRACT NUMBER	COUNTY LOCATION	PROJECT DESCRIPTION	BID QUANTITY	AWARD PRICE	SECOND BIDDER	THIRD BIDDER	ESTIMATE
FOUNDATION, TYPE PBI / U									
MME122M	2022Q4	22148	PASSAIC	NHFP-HWY-0046(356)	1	\$2,800	\$10,000	\$4,550	\$380.00
-----									
RADAR DETECTION SYSTEM, 1 RADAR / U									
MME143M	2023Q1	23403	HUDSON	STATE	1	\$11,440	\$14,500	\$11,980	\$15,000
-----									
RADAR DETECTION SYSTEM, 2 RADAR / U									
MME144M	2023Q1	23403	HUDSON	STATE	1	\$20,980	\$25,500	\$21,980	\$20,000
		23402	MORRIS	STATE	2	\$20,980	\$21,980	\$25,624	\$20,000
		23401	SUSSEX	STATE	5	\$21,980	\$24,725	\$20,980	\$20,000
-----									
RADAR DETECTION SYSTEM, 3 RADAR / U									
MME145M	2023Q1	23401	SUSSEX	STATE	2	\$32,970	\$36,500	\$31,470	\$25,000
		23403	HUDSON	STATE	2	\$31,470	\$35,000	\$32,970	\$25,000
-----									
RADAR DETECTION SYSTEM, 4 RADAR / U									
MME146M	2023Q1	23402	MORRIS	STATE	1	\$41,060	\$42,970	\$44,513	\$30,000
-----									
RADAR DETECTION SYSTEM, 5 RADAR / U									
MME147M	2023Q1	23402	MORRIS	STATE	1	\$50,550	\$52,965	\$54,923	\$35,000

HISTORICAL BID PRICE LISTING  
BY REGION

REGION: N

PAY ITEM	CALENDAR QUARTER	CONTRACT NUMBER	COUNTY LOCATION	PROJECT DESCRIPTION	BID QUANTITY	AWARD PRICE	SECOND BIDDER	THIRD BIDDER	ESTIMATE
-----									
TRAFFIC CONTROL TRUCK WITH MOUNTED CRASH / DAY									
MMG008M	2023Q1	23402	MORRIS	STATE	500	\$1.00	\$0.10	\$1.00	\$200.00
		23403	HUDSON	STATE	500	\$1.00	\$1.00	\$1.00	\$200.00
-----									
E-Z PASS / DOLL									
MMG009M	2023Q1	22450	MORRIS	NHP-0040 (314)	802	\$1.00	\$1.00	\$1.00	\$1.00
		21410	BERGEN	NHP-D00S (642)	2,450	\$1.00	\$1.00	\$1.00	\$1.00
-----									
TELEPHONE SERVICE / DOLL									
MMG010M	2022Q2	22463	MORRIS	N/A	3,000	\$1.00	\$1.00		\$1.00
	2022Q4	23428	SUSSEX	N/A	1,000	\$1.00	\$1.00	\$1.00	\$1.00
		23431	UNION	N/A	1,500	\$1.00	\$1.00	\$1.00	\$1.00
		23434	UNION	N/A	2,000	\$1.00	\$1.00	\$1.00	\$1.00
		23422	UNION	N/A	3,000	\$1.00	\$1.00	\$1.00	\$1.00
		23425	UNION	N/A	3,000	\$1.00	\$1.00	\$1.00	\$1.00
-----									
FIELD OFFICE EQUIPMENT / DOLL									
MMG018M	2022Q2	22463	MORRIS	N/A	2,500	\$1.00	\$1.00		\$1.00
	2023Q1	23448	MORRIS	N/A	2,500	\$1.00	\$1.00		\$1.00
-----									
OVERTIME DIFFERENTIAL (OD) / DOLL									
MMG025M	2022Q4	23428	SUSSEX	N/A	20,000	\$1.00	\$1.00	\$1.00	\$1.00
		23434	UNION	N/A	50,000	\$1.00	\$1.00	\$1.00	\$1.00
		23431	UNION	N/A	75,000	\$1.00	\$1.00	\$1.00	\$1.00
		23422	UNION	N/A	125,000	\$1.00	\$1.00	\$1.00	\$1.00
		23425	UNION	N/A	150,000	\$1.00	\$1.00	\$1.00	\$1.00
-----									
DISPOSAL OF REGULATED MATERIAL / DOLL									
MMG027M	2022Q4	23428	SUSSEX	N/A	3,000	\$1.00	\$1.00	\$1.00	\$1.00

HISTORICAL BID PRICE LISTING  
BY REGION

REGION: N

PAY ITEM	CALENDAR QUARTER	CONTRACT NUMBER	COUNTY LOCATION	PROJECT DESCRIPTION	BID QUANTITY	AWARD PRICE	SECOND BIDDER	THIRD BIDDER	ESTIMATE
DISPOSAL OF REGULATED MATERIAL / DOLL									
MMG027M	(cont)	23422	UNION	N/A	20,000	\$1.00	\$1.00	\$1.00	\$1.00
		23425	UNION	N/A	20,000	\$1.00	\$1.00	\$1.00	\$1.00
		23431	UNION	N/A	100,000	\$1.00	\$1.00	\$1.00	\$1.00
		23434	UNION	N/A	100,000	\$1.00	\$1.00	\$1.00	\$1.00
-----									
STEEL POST FOR END TREATMENT / U									
MMG030M	2022Q2	22463	MORRIS	N/A	30	\$75	\$1,075		\$100.00
-----									
ATTACHMENT TO STRUCTURE / LF									
MMG032M	2022Q2	22463	MORRIS	N/A	50	\$1.00	\$125.00		\$200.00
		22463	MORRIS	N/A	100	\$210.00	\$245.00		\$200.00
-----									
ATTACHMENT TO STRUCTURE / U									
MMG033M	2022Q2	22463	MORRIS	N/A	50	\$1.00	\$225.00		\$150.00
-----									
RIPRAP STONE SLOPE PROTECTION / T									
MMG036M	2023Q1	23403	HUDSON	STATE	25	\$125.00	\$250.00	\$175.00	\$102.50
		23402	MORRIS	STATE	50	\$1.00	\$0.10	\$1.00	\$55.00
		23403	HUDSON	STATE	50	\$1.00	\$1.00	\$5.00	\$55.00
-----									
DISPOSAL OF REGULATED MATERIAL HAZARDOUS / DOLL									
MMG064M	2022Q4	23428	SUSSEX	N/A	3,000	\$1.00	\$1.00	\$1.00	\$1.00
		23422	UNION	N/A	20,000	\$1.00	\$1.00	\$1.00	\$1.00
		23425	UNION	N/A	50,000	\$1.00	\$1.00	\$1.00	\$1.00
		23431	UNION	N/A	50,000	\$1.00	\$1.00	\$1.00	\$1.00
		23434	UNION	N/A	100,000	\$1.00	\$1.00	\$1.00	\$1.00
-----									
ADJUSTMENT FACTOR / PCT									
MMG095M	2022Q2	22441	MORRIS	N/A	6,900,000	\$0.73	\$0.96	\$0.98	\$1.08



HISTORICAL BID PRICE LISTING  
BY REGION

REGION: N

PAY ITEM	CALENDAR QUARTER	CONTRACT NUMBER	COUNTY LOCATION	PROJECT DESCRIPTION	BID QUANTITY	AWARD PRICE	SECOND BIDDER	THIRD BIDDER	ESTIMATE
-----									
CONSTRUCTION LAYOUT / DAY									
MMR001M	2023Q1	23402	MORRIS	STATE	20	\$1.00	\$1.00	\$1.00	\$1,650
		23403	HUDSON	STATE	20	\$1.00	\$1.00	\$200.00	\$1,650
-----									
MOBILIZATION / U									
MMR004M	2023Q1	23448	MORRIS	N/A	15	\$3,000	\$3,000		\$3,000
-----									
SPECIAL MOBILIZATION / U									
MMR005M	2022Q2	22463	MORRIS	N/A	40	\$2,000	\$2,000		\$2,000
	2023Q1	23448	MORRIS	N/A	4	\$1,500	\$1,500		\$1,500
-----									
EMERGENCY MOBILIZATION / U									
MMR006M	2022Q2	22463	MORRIS	N/A	40	\$5,000	\$5,000		\$5,000
	2023Q1	23448	MORRIS	N/A	1	\$2,500	\$2,500		\$2,500
		23402	MORRIS	STATE	3	\$10,000	\$10,000	\$10,000	\$10,000
		23403	HUDSON	STATE	3	\$10,000	\$10,000	\$10,000	\$10,000
-----									
ATTACHMENT TO STRUCTURE, TYPE A / U									
MMR047M	2022Q2	22463	MORRIS	N/A	20	\$500	\$5,200		\$750.00
-----									
ATTACHMENT TO STRUCTURE, TYPE B / U									
MMR048M	2022Q2	22463	MORRIS	N/A	20	\$145	\$1,500		\$500.00
-----									
BUFFER END PIECES FOR END TREATMENTS / U									
MMR055M	2022Q2	22463	MORRIS	N/A	15	\$100.00	\$250.00		\$250.00

HISTORICAL BID PRICE LISTING  
BY REGION

REGION: N

PAY ITEM	CALENDAR QUARTER	CONTRACT NUMBER	COUNTY LOCATION	PROJECT DESCRIPTION	BID QUANTITY	AWARD PRICE	SECOND BIDDER	THIRD BIDDER	ESTIMATE
WOODEN POSTS FOR END TREATMENTS / U									
MMR056M	2022Q2	22463	MORRIS	N/A	15	\$74.00	\$750.00		\$75.00
RAIL ELEMENTS FOR END TREATMENTS / U									
MMR057M	2022Q2	22463	MORRIS	N/A	15	\$240.00	\$750.00		\$500.00
REFLECTIVE SHEETING FOR END TREATMENTS / SF									
MMR058M	2022Q2	22463	MORRIS	N/A	50	\$1.00	\$300.00		\$20.00
FLASHING ARROW BOARD, 4' X 8' / DAY									
MMR060M	2023Q1	23402	MORRIS	STATE	100	\$1.00	\$1.00	\$1.00	\$50.00
		23403	HUDSON	STATE	100	\$1.00	\$1.00	\$1.00	\$50.00
PORTABLE VARIABLE MESSAGE SIGN / DAY									
MMR061M	2023Q1	23402	MORRIS	STATE	140	\$1.00	\$1.00	\$1.00	\$100.00
		23403	HUDSON	STATE	140	\$1.00	\$1.00	\$1.00	\$100.00
NON-VEGETATIVE SURFACE, POLYESTER MATTIN / SY									
MMR073M	2022Q2	22463	MORRIS	N/A	150	\$1.00	\$75.00		\$25.00
GUIDE RAIL EXTRUDERS / U									
MMR076M	2022Q2	22463	MORRIS	N/A	15	\$875	\$3,250		\$1,250
MOBILIZATION OF MILL & HMA PAVING EQUIP. / U									
MMR077M	2023Q1	23402	MORRIS	STATE	25	\$15,000	\$15,000	\$15,000	\$15,000

HISTORICAL BID PRICE LISTING  
BY REGION

REGION: N

PAY ITEM	CALENDAR QUARTER	CONTRACT NUMBER	COUNTY LOCATION	PROJECT DESCRIPTION	BID QUANTITY	AWARD PRICE	SECOND BIDDER	THIRD BIDDER	ESTIMATE
MOBILIZATION OF MILL & HMA PAVING EQUIP. / U									
MMR077M	(cont)	23403	HUDSON	STATE	25	\$15,000	\$15,000	\$15,000	\$15,000
-----									
CLEARING SITE / LF									
MMR080M	2023Q1	23448	MORRIS	N/A	10,000	\$0.01	\$0.05		\$0.20
-----									
MICROMILLING / SY									
MMR087M	2023Q1	23402	MORRIS	STATE	1,000	\$5.00	\$4.00	\$4.00	\$6.75
		23403	HUDSON	STATE	1,000	\$5.00	\$4.50	\$3.00	\$6.75
-----									
CONCRETE WASHOUT SYSTEM / U									
MMR091M	2023Q1	23402	MORRIS	STATE	2	\$2,500	\$2,500	\$2,500	\$2,500
		23403	HUDSON	STATE	2	\$2,500	\$2,500	\$2,500	\$2,500
		23402	MORRIS	STATE	10	\$1,500	\$1,500	\$1,500	\$1,500
		23403	HUDSON	STATE	10	\$1,500	\$1,500	\$1,500	\$1,500
-----									
REGRADE BERM / SY									
MMR096M	2023Q1	23403	HUDSON	STATE	200	\$3.00	\$8.00	\$5.00	\$44.80
		23401	SUSSEX	STATE	1,000	\$26.40	\$3.50	\$0.01	\$15.00
		23402	MORRIS	STATE	1,000	\$0.01	\$7.70	\$1.75	\$15.00

HISTORICAL BID PRICE LISTING  
BY REGION

REGION: N

PAY ITEM -----	CALENDAR QUARTER	CONTRACT NUMBER	COUNTY LOCATION	PROJECT DESCRIPTION	BID QUANTITY	AWARD PRICE	SECOND BIDDER	THIRD BIDDER	ESTIMATE
-----	-----	-----	-----	-----	-----	-----	-----	-----	-----
ASPHALT COLD PATCH / LB									
MMR115M	2022Q2	22463	MORRIS	N/A	500	\$1.00	\$10.00		\$2.00

HISTORICAL BID PRICE LISTING  
BY REGION

REGION: S

PAY ITEM	CALENDAR QUARTER	CONTRACT NUMBER	COUNTY LOCATION	PROJECT DESCRIPTION	BID QUANTITY	AWARD PRICE	SECOND BIDDER	THIRD BIDDER	ESTIMATE
-----	-----	-----	-----	-----	-----	-----	-----	-----	-----
FORCE ACCOUNT / DOLL									
109006M	2022Q4	23430	GLOUCESTER	N/A	250,000	\$1.00	\$1.00		\$1.00
		23424	BURLINGTON	N/A	450,000	\$1.00	\$1.00	\$1.00	\$1.00
		23427	BURLINGTON	N/A	500,000	\$1.00	\$1.00	\$1.00	\$1.00
		23433	BURLINGTON	N/A	725,000	\$1.00	\$1.00	\$1.00	\$1.00
		23436	ATLANTIC	N/A	800,000	\$1.00	\$1.00	\$1.00	\$1.00
	2023Q1	23407	BURLINGTON	STATE	100,000	\$1.00	\$1.00	\$1.00	\$1.00

HISTORICAL BID PRICE LISTING  
BY REGION

REGION: S

PAY ITEM	CALENDAR QUARTER	CONTRACT NUMBER	COUNTY LOCATION	PROJECT DESCRIPTION	BID QUANTITY	AWARD PRICE	SECOND BIDDER	THIRD BIDDER	ESTIMATE
PERFORMANCE BOND AND PAYMENT BOND / DOLL									
151006M	2022Q2	22103	BURLINGTON	NHP-0206 (333)	1	\$25,000	\$30,000	\$20,000	\$50,000
		22109	CUMBERLAND	NHP-D00S (580)	1	\$13,380			\$20,000
		22111	BURLINGTON	NHP-0068 (301)	1	\$22,300			\$20,000
		22114	CAMDEN	NHP-0076 (207)	1	\$25,000	\$9,000	\$7,000	\$25,000
		22124	CUMBERLAND	NHP-0555 (303)	1	\$35,000	\$53,000	\$47,847	\$50,000
		22125	BURLINGTON	NHP-D00S (589)	1	\$20,000	\$24,000	\$55,988	\$20,000
		22130	CAPE MAY	NHP-0083 (300)	1	\$20,400			\$20,000
		22132	CAMDEN	HSIP-D00S (574)	1	\$37,000	\$37,000	\$39,805	\$20,000
		22136	CAMDEN	NHP-0042 (306)	1	\$45,000	\$25,000		\$70,000
	2022Q3	22138	GLOUCESTER	NHP-0322 (330)	1	\$10,500			\$20,000
		22140	GLOUCESTER	NHP-0055 (304)	1	\$25,000	\$42,000		\$40,000
	2022Q4	22135	CAMDEN	NHP-0130 (328)	1	\$300,000	\$600,000	\$649,234	\$400,000
		22139	GLOUCESTER	NHP-0040 (318)	1	\$10,000	\$13,800	\$25,000	\$25,000
		22151	ATLANTIC	NHPP-0030 (368)	1	\$15,400			\$20,000
		22156	BURLINGTON	NHP-0009 (332)	1	\$11,600			\$20,000
		23424	BURLINGTON	N/A	1	\$0	\$26,498	\$1	\$11,000
		23427	BURLINGTON	N/A	1	\$24,000	\$35,000	\$1	\$7,000
		23430	GLOUCESTER	N/A	1	\$0.01	\$1.00		\$15,000
		23433	BURLINGTON	N/A	1	\$37,000	\$1	\$71,000	\$12,500
		23436	ATLANTIC	N/A	1	\$0	\$35,283	\$1	\$10,000
		23702	CAPE MAY	STATE	1	\$16,000	\$33,000	\$29,500	\$35,000
	2023Q1	22473	CAMDEN	0676302	1	\$70,000	\$80,000	\$45,000	\$25,000
		23407	BURLINGTON	STATE	1	\$30,000	\$15,000	\$52,900	\$53,800
		23408	BURLINGTON	STATE	1	\$8,000	\$23,387	\$31,000	\$50,800

HISTORICAL BID PRICE LISTING  
BY REGION

REGION: S

PAY ITEM	CALENDAR QUARTER	CONTRACT NUMBER	COUNTY LOCATION	PROJECT DESCRIPTION	BID QUANTITY	AWARD PRICE	SECOND BIDDER	THIRD BIDDER	ESTIMATE
RAILROAD PROTECTIVE LIABILITY INSURANCE / DOLL									
152012P	2022Q2	22125	BURLINGTON	NHP-D00S (589)	1	\$3,500	\$1,800	\$2,518	\$18,000
	2022Q4	22135	CAMDEN	NHP-0130 (328)	1	\$40,000	\$40,000	\$20,000	\$260,000
POLLUTION LIABILITY INSURANCE / DOLL									
152015P	2022Q2	22103	BURLINGTON	NHP-0206 (333)	1	\$0	\$8,500	\$0	\$11,300
		22109	CUMBERLAND	NHP-D00S (580)	1	\$2,500			\$8,000
		22111	BURLINGTON	NHP-0068 (301)	1	\$12,000			\$2,500
		22114	CAMDEN	NHP-0076 (207)	1	\$30,000	\$1	\$1	\$3,000
		22124	CUMBERLAND	NHP-0555 (303)	1	\$1	\$1	\$15,000	\$10,000
		22125	BURLINGTON	NHP-D00S (589)	1	\$1	\$1	\$12,575	\$425.00
		22130	CAPE MAY	NHP-0083 (300)	1	\$2,500			\$3,000
		22132	CAMDEN	HSIP-D00S (574)	1	\$11,000	\$11,000	\$6,000	\$2,500
		22136	CAMDEN	NHP-0042 (306)	1	\$100.00	\$1.00		\$900.00
	2022Q3	22138	GLOUCESTER	NHP-0322 (330)	1	\$25,000			\$10,000
		22140	GLOUCESTER	NHP-0055 (304)	1	\$100	\$25,000		\$5,000
	2022Q4	22135	CAMDEN	NHP-0130 (328)	1	\$1	\$55,000	\$22,000	\$15,000
		22139	GLOUCESTER	NHP-0040 (318)	1	\$100	\$1	\$8,500	\$10,000
		22151	ATLANTIC	NHPP-0030 (368)	1	\$15,000			\$20,000
		22156	BURLINGTON	NHP-0009 (332)	1	\$2,000			\$16,000
		23424	BURLINGTON	N/A	1	\$0.01	\$1.00	\$1.00	\$5,000
		23427	BURLINGTON	N/A	1	\$12,500	\$1	\$1	\$3,000
		23430	GLOUCESTER	N/A	1	\$0.01	\$1.00		\$6,500
		23433	BURLINGTON	N/A	1	\$37,949	\$1	\$1	\$5,000
		23436	ATLANTIC	N/A	1	\$0.01	\$1.00	\$1.00	\$5,000
		23702	CAPE MAY	STATE	1	\$10,000	\$33,000	\$1	\$15,000
	2023Q1	22473	CAMDEN	0676302	1	\$20,000	\$25,000	\$3,000	\$15,000
		23407	BURLINGTON	STATE	1	\$20	\$1	\$6,000	\$8,222
		23408	BURLINGTON	STATE	1	\$1	\$11,660	\$0	\$8,222

HISTORICAL BID PRICE LISTING  
BY REGION

REGION: S

PAY ITEM	CALENDAR QUARTER	CONTRACT NUMBER	COUNTY LOCATION	PROJECT DESCRIPTION	BID QUANTITY	AWARD PRICE	SECOND BIDDER	THIRD BIDDER	ESTIMATE	
-----										
PROGRESS SCHEDULE / LS										
153003P	2022Q2	22103	BURLINGTON	NHP-0206 (333)	1	\$7,500	\$1,000	\$15,000	\$25,000	
		22111	BURLINGTON	NHP-0068 (301)	1	\$35,000			\$8,000	
		22114	CAMDEN	NHP-0076 (207)	1	\$10,000	\$5,000	\$3,500	\$10,000	
		22124	CUMBERLAND	NHP-0555 (303)	1	\$5,000	\$5,750	\$5,520	\$25,000	
		22125	BURLINGTON	NHP-D00S (589)	1	\$10,000	\$2,500	\$14,600	\$8,000	
		22136	CAMDEN	NHP-0042 (306)	1	\$5,000	\$2,500		\$15,000	
	2022Q3	22138	GLOUCESTER	NHP-0322 (330)	1	\$35,000				\$6,500
	2022Q4	22135	CAMDEN	NHP-0130 (328)	1	\$5,000	\$120,000	\$28,000	\$100,000	
		22139	GLOUCESTER	NHP-0040 (318)	1	\$3,000	\$5,000	\$5,000	\$15,000	
		22151	ATLANTIC	NHPP-0030 (368)	1	\$38,000			\$8,000	
		22156	BURLINGTON	NHP-0009 (332)	1	\$38,000			\$8,000	

-----  
PROGRESS SCHEDULE UPDATE / U

153005M	2022Q2	22111	BURLINGTON	NHP-0068 (301)	8	\$8,000			\$675.00
		22124	CUMBERLAND	NHP-0555 (303)	10	\$1	\$1,375	\$331	\$500.00
		22136	CAMDEN	NHP-0042 (306)	10	\$100.00	\$300.00		\$500.00
		22114	CAMDEN	NHP-0076 (207)	11	\$200.00	\$100.00	\$150.00	\$625.00
		22125	BURLINGTON	NHP-D00S (589)	12	\$1	\$100	\$2,100	\$500.00
		22103	BURLINGTON	NHP-0206 (333)	18	\$1,250	\$250	\$100	\$550.00
	2022Q3	22138	GLOUCESTER	NHP-0322 (330)	5	\$8,000			\$500.00
	2022Q4	22151	ATLANTIC	NHPP-0030 (368)	3	\$8,000			\$525.00
		22156	BURLINGTON	NHP-0009 (332)	4	\$8,000			\$600.00
		22139	GLOUCESTER	NHP-0040 (318)	5	\$150.00	\$500.00	\$500.00	\$525.00
		22135	CAMDEN	NHP-0130 (328)	30	\$500	\$770	\$2,500	\$500.00

-----  
BAR CHART PROGRESS SCHEDULE AND UPDATES / LS

153009P	2022Q2	22109	CUMBERLAND	NHP-D00S (580)	1	\$35,000			\$8,000
		22130	CAPE MAY	NHP-0083 (300)	1	\$38,000			\$8,000
		22132	CAMDEN	HSIP-D00S (574)	1	\$5,000	\$5,000	\$37,824	\$8,000
	2022Q3	22140	GLOUCESTER	NHP-0055 (304)	1	\$200	\$50,000		\$15,000



HISTORICAL BID PRICE LISTING  
BY REGION

REGION: S

PAY ITEM	CALENDAR QUARTER	CONTRACT NUMBER	COUNTY LOCATION	PROJECT DESCRIPTION	BID QUANTITY	AWARD PRICE	SECOND BIDDER	THIRD BIDDER	ESTIMATE
-----									
153009P	2022Q4	23702	CAPE MAY	STATE	1	\$3,000	\$6,500	\$25,000	\$10,000
	2023Q1	23407	BURLINGTON	STATE	1	\$100	\$500	\$7,500	\$7,696
		23408	BURLINGTON	STATE	1	\$500	\$10,000	\$5,000	\$7,696
-----									
BAR CHART PROGRESS SCHEDULE AND UPDATES / LS									
-----									
TRAINEEES / HOUR									
153011M	2022Q2	22111	BURLINGTON	NHP-0068 (301)	1,050	\$130.00			\$1.00
		22130	CAPE MAY	NHP-0083 (300)	1,190	\$126.00			\$1.00
		22114	CAMDEN	NHP-0076 (207)	1,210	\$1.00	\$1.00	\$1.00	\$1.00
		22125	BURLINGTON	NHP-D00S (589)	1,210	\$1.00	\$5.00	\$135.00	\$1.00
		22109	CUMBERLAND	NHP-D00S (580)	1,630	\$90.00			\$1.00
		22132	CAMDEN	HSIP-D00S (574)	1,750	\$0.01	\$0.01	\$0.01	\$1.00
		22103	BURLINGTON	NHP-0206 (333)	1,950	\$10.00	\$0.80	\$0.01	\$1.00
		22136	CAMDEN	NHP-0042 (306)	2,950	\$0.01	\$0.01		\$1.00
		22124	CUMBERLAND	NHP-0555 (303)	4,190	\$1.00	\$1.00	\$120.00	\$1.00
	2022Q3	22140	GLOUCESTER	NHP-0055 (304)	1,480	\$0.01	\$126.00		\$1.00
	2022Q4	22139	GLOUCESTER	NHP-0040 (318)	900	\$0.01	\$0.01	\$0.01	\$1.00
		22156	BURLINGTON	NHP-0009 (332)	1,480	\$110.00			\$1.00
		22135	CAMDEN	NHP-0130 (328)	6,800	\$0.01	\$0.01	\$10.00	\$1.00

HISTORICAL BID PRICE LISTING  
BY REGION

REGION: S

PAY ITEM	CALENDAR QUARTER	CONTRACT NUMBER	COUNTY LOCATION	PROJECT DESCRIPTION	BID QUANTITY	AWARD PRICE	SECOND BIDDER	THIRD BIDDER	ESTIMATE
MOBILIZATION / LS									
154003P	2022Q2	22103	BURLINGTON	NHP-0206 (333)	1	\$901,195	\$628,000	\$640,000	\$745,000
		22109	CUMBERLAND	NHP-D00S (580)	1	\$215,000			\$265,000
		22111	BURLINGTON	NHP-0068 (301)	1	\$393,000			\$360,000
		22114	CAMDEN	NHP-0076 (207)	1	\$150,000	\$195,000	\$74,104	\$274,750
		22124	CUMBERLAND	NHP-0555 (303)	1	\$770,000	\$810,000	\$814,900	\$800,000
		22125	BURLINGTON	NHP-D00S (589)	1	\$441,000	\$879,200	\$421,000	\$370,000
		22130	CAPE MAY	NHP-0083 (300)	1	\$357,000			\$575,000
		22132	CAMDEN	HSIP-D00S (574)	1	\$530,000	\$530,000	\$457,199	\$300,000
		22136	CAMDEN	NHP-0042 (306)	1	\$1,300,000	\$1,844,137		\$1,290,000
	2022Q3	22138	GLOUCESTER	NHP-0322 (330)	1	\$167,000			\$165,000
		22140	GLOUCESTER	NHP-0055 (304)	1	\$770,000	\$1,640,000		\$658,456
	2022Q4	22135	CAMDEN	NHP-0130 (328)	1	\$5,200,000	\$7,470,000	\$7,687,051	\$7,700,000
		22139	GLOUCESTER	NHP-0040 (318)	1	\$220,000	\$211,200	\$545,000	\$282,300
		22151	ATLANTIC	NHPP-0030 (368)	1	\$255,100			\$328,000
		22156	BURLINGTON	NHP-0009 (332)	1	\$186,000			\$250,000
		23702	CAPE MAY	STATE	1	\$1,096,554	\$1,500,000	\$1,222,635	\$1,100,000
	2023Q1	22473	CAMDEN	0676302	1	\$400,000	\$635,000	\$700,000	\$1,250,000
		23407	BURLINGTON	STATE	1	\$45,000	\$789,160	\$980,000	\$100,000
		23408	BURLINGTON	STATE	1	\$567,103	\$646,109	\$619,000	\$100,000

HISTORICAL BID PRICE LISTING  
BY REGION

REGION: S

PAY ITEM	CALENDAR QUARTER	CONTRACT NUMBER	COUNTY LOCATION	PROJECT DESCRIPTION	BID QUANTITY	AWARD PRICE	SECOND BIDDER	THIRD BIDDER	ESTIMATE
FIELD OFFICE TYPE A SET UP / U									
155003M	2022Q4	23702	CAPE MAY	STATE	1	\$25,000	\$20,000	\$15,000	\$27,000
FIELD OFFICE TYPE B SET UP / U									
155006M	2023Q1	23407	BURLINGTON	STATE	1	\$15,000	\$15,000	\$65,963	\$32,217
		23408	BURLINGTON	STATE	1	\$25,000	\$50,000	\$18,000	\$32,217
FIELD OFFICE TYPE D SET UP / U									
155012M	2022Q2	22109	CUMBERLAND	NHP-D00S (580)	1	\$42,000			\$28,000
		22114	CAMDEN	NHP-0076 (207)	1	\$25,000	\$30,000	\$33,000	\$45,000
		22130	CAPE MAY	NHP-0083 (300)	1	\$45,000			\$25,000
		22132	CAMDEN	HSIP-D00S (574)	1	\$30,000	\$30,000	\$55,045	\$28,000
		22136	CAMDEN	NHP-0042 (306)	1	\$60,000	\$35,000		\$30,000
	2022Q3	22138	GLOUCESTER	NHP-0322 (330)	1	\$45,000			\$25,000
		22140	GLOUCESTER	NHP-0055 (304)	1	\$80,000	\$45,000		\$25,400
	2022Q4	22139	GLOUCESTER	NHP-0040 (318)	1	\$50,000	\$16,965	\$35,000	\$40,000
FIELD OFFICE TYPE E SET UP / U									
155015M	2022Q2	22103	BURLINGTON	NHP-0206 (333)	1	\$35,000	\$20,000	\$75,000	\$62,500
		22111	BURLINGTON	NHP-0068 (301)	1	\$45,000			\$37,630
		22124	CUMBERLAND	NHP-0555 (303)	1	\$30,000	\$70,000	\$151,100	\$50,000
		22125	BURLINGTON	NHP-D00S (589)	1	\$30,000	\$30,000	\$22,500	\$35,000
	2022Q4	22151	ATLANTIC	NHPP-0030 (368)	1	\$45,000			\$70,000
		22156	BURLINGTON	NHP-0009 (332)	1	\$45,000			\$43,000
	2023Q1	22473	CAMDEN	0676302	1	\$20,000	\$25,000	\$65,000	\$50,000
FIELD OFFICE TYPE F SET UP / U									
155018M	2022Q4	22135	CAMDEN	NHP-0130 (328)	1	\$40,000	\$370,000	\$85,000	\$35,000

HISTORICAL BID PRICE LISTING  
BY REGION

REGION: S

PAY ITEM	CALENDAR QUARTER	CONTRACT NUMBER	COUNTY LOCATION	PROJECT DESCRIPTION	BID QUANTITY	AWARD PRICE	SECOND BIDDER	THIRD BIDDER	ESTIMATE
FIELD OFFICE TYPE A MAINTENANCE / MO									
155021M	2022Q4	23702	CAPE MAY	STATE	6	\$2,000	\$2,500	\$3,500	\$3,500
FIELD OFFICE TYPE B MAINTENANCE / MO									
155024M	2023Q1	23408	BURLINGTON	STATE	8	\$3,100	\$3,700	\$5,800	\$3,574
		23407	BURLINGTON	STATE	12	\$1,500	\$2,500	\$2,500	\$3,574
FIELD OFFICE TYPE D MAINTENANCE / MO									
155030M	2022Q2	22109	CUMBERLAND	NHP-D00S (580)	10	\$6,500			\$4,500
		22130	CAPE MAY	NHP-0083 (300)	15	\$6,500			\$4,000
		22136	CAMDEN	NHP-0042 (306)	19	\$3,500	\$4,000		\$4,500
		22114	CAMDEN	NHP-0076 (207)	22	\$150	\$1,000	\$3,400	\$5,000
		22132	CAMDEN	HSIP-D00S (574)	25	\$3,500	\$3,500	\$4,675	\$3,000
	2022Q3	22138	GLOUCESTER	NHP-0322 (330)	14	\$7,000			\$5,000
		22140	GLOUCESTER	NHP-0055 (304)	15	\$4,000	\$7,000		\$3,977
	2022Q4	22139	GLOUCESTER	NHP-0040 (318)	12	\$3,000	\$4,800	\$3,500	\$3,500
FIELD OFFICE TYPE E MAINTENANCE / MO									
155033M	2022Q2	22111	BURLINGTON	NHP-0068 (301)	18	\$6,500			\$3,810
		22125	BURLINGTON	NHP-D00S (589)	23	\$2,000	\$3,500	\$7,500	\$3,000
		22103	BURLINGTON	NHP-0206 (333)	24	\$3,500	\$4,895	\$3,500	\$2,035
		22124	CUMBERLAND	NHP-0555 (303)	26	\$1,000	\$3,700	\$960	\$4,000
	2022Q4	22151	ATLANTIC	NHPP-0030 (368)	9	\$8,000			\$4,500
		22156	BURLINGTON	NHP-0009 (332)	11	\$7,000			\$5,000
	2023Q1	22473	CAMDEN	0676302	15	\$3,000	\$6,000	\$2,500	\$4,000
FIELD OFFICE TYPE F MAINTENANCE / MO									
155036M	2022Q4	22135	CAMDEN	NHP-0130 (328)	63	\$6,000	\$500	\$7,400	\$3,200

HISTORICAL BID PRICE LISTING  
BY REGION

REGION: S

PAY ITEM	CALENDAR QUARTER	CONTRACT NUMBER	COUNTY LOCATION	PROJECT DESCRIPTION	BID QUANTITY	AWARD PRICE	SECOND BIDDER	THIRD BIDDER	ESTIMATE
-----									
MATERIALS FIELD LABORATORY SET-UP / U									
156003M	2022Q4	22135	CAMDEN	NHP-0130 (328)	1	\$22,000	\$5,000	\$76,000	\$3,500
-----									
MATERIALS FIELD LABORATORY MAINTENANCE / MO									
156006M	2022Q4	22135	CAMDEN	NHP-0130 (328)	61	\$4,200	\$75	\$7,200	\$500.00
-----									
NUCLEAR DENSITY GAUGE / U									
156015M	2022Q2	22114	CAMDEN	NHP-0076 (207)	1	\$1,000	\$1,500	\$10,000	\$9,000
	2022Q4	22135	CAMDEN	NHP-0130 (328)	1	\$100	\$10,000	\$35,000	\$4,000
		22139	GLOUCESTER	NHP-0040 (318)	1	\$100	\$10,000	\$6,500	\$3,590
-----									
CONCRETE COMPRESSION TESTING EQUIPMENT / U									
156021M	2022Q2	22103	BURLINGTON	NHP-0206 (333)	1	\$0	\$5,000	\$1	\$8,000

HISTORICAL BID PRICE LISTING  
BY REGION

REGION: S

PAY ITEM	CALENDAR QUARTER	CONTRACT NUMBER	COUNTY LOCATION	PROJECT DESCRIPTION	BID QUANTITY	AWARD PRICE	SECOND BIDDER	THIRD BIDDER	ESTIMATE
CONSTRUCTION LAYOUT / DOLL									
157004M	2022Q2	22103	BURLINGTON	NHP-0206 (333)	1	\$95,000	\$35,000	\$30,000	\$175,000
		22109	CUMBERLAND	NHP-D00S (580)	1	\$35,000			\$65,000
		22111	BURLINGTON	NHP-0068 (301)	1	\$35,000			\$65,000
		22114	CAMDEN	NHP-0076 (207)	1	\$5,000	\$10,000	\$30,000	\$75,000
		22124	CUMBERLAND	NHP-0555 (303)	1	\$20,000	\$175,000	\$30,000	\$175,000
		22125	BURLINGTON	NHP-D00S (589)	1	\$25,000	\$50,000	\$12,800	\$65,000
		22130	CAPE MAY	NHP-0083 (300)	1	\$38,000			\$65,000
		22132	CAMDEN	HSIP-D00S (574)	1	\$25,000	\$25,000	\$17,250	\$65,000
		22136	CAMDEN	NHP-0042 (306)	1	\$1,000	\$7,500		\$100,000
	2022Q3	22138	GLOUCESTER	NHP-0322 (330)	1	\$38,000			\$40,000
		22140	GLOUCESTER	NHP-0055 (304)	1	\$100,000	\$60,000		\$75,000
	2022Q4	22135	CAMDEN	NHP-0130 (328)	1	\$400,000	\$275,000	\$2,335,000	\$850,000
		22139	GLOUCESTER	NHP-0040 (318)	1	\$1,000	\$10,000	\$25,000	\$75,000
		22151	ATLANTIC	NHPP-0030 (368)	1	\$38,000			\$65,000
		22156	BURLINGTON	NHP-0009 (332)	1	\$38,000			\$65,000
		23702	CAPE MAY	STATE	1	\$5,000	\$15,000	\$10,000	\$42,000
	2023Q1	23407	BURLINGTON	STATE	1	\$100	\$500	\$5,000	\$114,920
		23408	BURLINGTON	STATE	1	\$2,500	\$6,000	\$21,000	\$114,920
-----									
MONUMENT / U									
157006M	2022Q4	22135	CAMDEN	NHP-0130 (328)	4	\$1,100	\$500	\$1,500	\$1,500
		22139	GLOUCESTER	NHP-0040 (318)	4	\$1,000	\$850	\$300	\$500.00
-----									
MONUMENT BOX / U									
157009M	2022Q4	22135	CAMDEN	NHP-0130 (328)	4	\$900	\$1,550	\$1,750	\$1,100

HISTORICAL BID PRICE LISTING  
BY REGION

REGION: S

PAY ITEM	CALENDAR QUARTER	CONTRACT NUMBER	COUNTY LOCATION	PROJECT DESCRIPTION	BID QUANTITY	AWARD PRICE	SECOND BIDDER	THIRD BIDDER	ESTIMATE
-----									
CAUTION FENCE / LF									
158003M	2022Q2	22114	CAMDEN	NHP-0076 (207)	200	\$7.00	\$3.00	\$10.00	\$9.00
-----									
SILT FENCE / LF									
158006M	2022Q2	22136	CAMDEN	NHP-0042 (306)	100	\$10.00	\$9.00		\$4.00
		22132	CAMDEN	HSIP-D00S (574)	479	\$7.00	\$7.00	\$11.50	\$5.00
	2022Q3	22140	GLOUCESTER	NHP-0055 (304)	500	\$1.00	\$49.35		\$2.50
		22138	GLOUCESTER	NHP-0322 (330)	1,100	\$35.33			\$4.00
	2022Q4	22151	ATLANTIC	NHPP-0030 (368)	1,500	\$40.07			\$3.00
		22135	CAMDEN	NHP-0130 (328)	2,613	\$4.25	\$12.00	\$6.00	\$4.00
		22139	GLOUCESTER	NHP-0040 (318)	2,698	\$0.25	\$3.85	\$0.01	\$3.00
	2023Q1	23407	BURLINGTON	STATE	500	\$0.01	\$0.01	\$0.01	\$1.63
-----									
HEAVY DUTY SILT FENCE, ORANGE / LF									
158009M	2022Q2	22132	CAMDEN	HSIP-D00S (574)	62	\$7.00	\$7.00	\$11.50	\$10.00
		22114	CAMDEN	NHP-0076 (207)	345	\$15.00	\$8.00	\$10.00	\$9.00
		22109	CUMBERLAND	NHP-D00S (580)	500	\$31.64			\$8.00
		22103	BURLINGTON	NHP-0206 (333)	581	\$7.00	\$5.75	\$6.00	\$6.00
		22130	CAPE MAY	NHP-0083 (300)	2,233	\$30.87			\$5.00
		22125	BURLINGTON	NHP-D00S (589)	16,498	\$6.00	\$7.00	\$12.00	\$5.00
	2022Q4	22156	BURLINGTON	NHP-0009 (332)	1,040	\$50.46			\$11.00
		22135	CAMDEN	NHP-0130 (328)	3,380	\$7.25	\$14.00	\$9.00	\$8.00
-----									
HEAVY DUTY SILT FENCE, BLACK / LF									
158012M	2022Q2	22114	CAMDEN	NHP-0076 (207)	200	\$15.00	\$8.00	\$10.00	\$9.00
		22109	CUMBERLAND	NHP-D00S (580)	500	\$31.64			\$8.00
		22124	CUMBERLAND	NHP-0555 (303)	500	\$13.00	\$11.00	\$20.75	\$8.00
		22111	BURLINGTON	NHP-0068 (301)	984	\$37.61			\$9.00
		22103	BURLINGTON	NHP-0206 (333)	5,030	\$7.00	\$5.75	\$6.00	\$8.00

HISTORICAL BID PRICE LISTING  
BY REGION

REGION: S

PAY ITEM	CALENDAR QUARTER	CONTRACT NUMBER	COUNTY LOCATION	PROJECT DESCRIPTION	BID QUANTITY	AWARD PRICE	SECOND BIDDER	THIRD BIDDER	ESTIMATE
-----									
HAYBALE / U									
158015M	2022Q2	22103	BURLINGTON	NHP-0206 (333)	25	\$0.01	\$150.00	\$20.00	\$40.00
		22114	CAMDEN	NHP-0076 (207)	25	\$1.00	\$20.00	\$10.00	\$48.00
		22132	CAMDEN	HSIP-D00S (574)	125	\$0.01	\$0.01	\$17.25	\$22.00
	2022Q4	22139	GLOUCESTER	NHP-0040 (318)	25	\$50.00	\$42.00	\$20.00	\$35.00
		22156	BURLINGTON	NHP-0009 (332)	25	\$210.00			\$40.00
		22135	CAMDEN	NHP-0130 (328)	50	\$40.00	\$10.00	\$82.00	\$25.00
-----									
HAYBALE CHECK DAM WITH TEMPORARY STONE O / LF									
158018M	2022Q4	22135	CAMDEN	NHP-0130 (328)	144	\$150.00	\$65.00	\$60.00	\$46.00
-----									
TEMPORARY STONE CHECK DAM / CY									
158021M	2022Q2	22103	BURLINGTON	NHP-0206 (333)	44	\$0.01	\$160.00	\$75.00	\$150.00
	2022Q4	22135	CAMDEN	NHP-0130 (328)	12	\$225.00	\$650.00	\$450.00	\$180.00
-----									
INLET FILTER TYPE 2, 2' X 4' / U									
158030M	2022Q2	22124	CUMBERLAND	NHP-0555 (303)	3	\$75.00	\$450.00	\$243.00	\$230.00
		22111	BURLINGTON	NHP-0068 (301)	4	\$561.00			\$185.00
		22109	CUMBERLAND	NHP-D00S (580)	16	\$420.00			\$60.00
		22125	BURLINGTON	NHP-D00S (589)	25	\$1.00	\$200.00	\$445.00	\$120.00
		22132	CAMDEN	HSIP-D00S (574)	32	\$120.00	\$120.00	\$345.00	\$100.00
		22103	BURLINGTON	NHP-0206 (333)	89	\$150.00	\$245.00	\$40.00	\$100.00
		22136	CAMDEN	NHP-0042 (306)	126	\$125.00	\$230.00		\$65.00
	2022Q3	22138	GLOUCESTER	NHP-0322 (330)	10	\$390.00			\$155.00
		22140	GLOUCESTER	NHP-0055 (304)	15	\$125.00	\$420.00		\$175.00
	2022Q4	22151	ATLANTIC	NHPP-0030 (368)	14	\$460.43			\$83.00
		22135	CAMDEN	NHP-0130 (328)	87	\$1.00	\$225.00	\$225.00	\$130.00
	2023Q1	23407	BURLINGTON	STATE	28	\$15.00	\$50.00	\$70.00	\$146.06



HISTORICAL BID PRICE LISTING  
BY REGION

REGION: S

PAY ITEM	CALENDAR QUARTER	CONTRACT NUMBER	COUNTY LOCATION	PROJECT DESCRIPTION	BID QUANTITY	AWARD PRICE	SECOND BIDDER	THIRD BIDDER	ESTIMATE
-----									
INLET FILTER TYPE 2, 2' X 4' / U									
158030M	(cont)	23408	BURLINGTON	STATE	133	\$0.01	\$50.00	\$239.00	\$146.06
-----									
INLET FILTER TYPE 2, 4' X 4' / U									
158033M	2022Q2	22111	BURLINGTON	NHP-0068 (301)	10	\$649.92			\$175.00
		22125	BURLINGTON	NHP-D00S (589)	10	\$1.00	\$250.00	\$555.00	\$123.00
		22136	CAMDEN	NHP-0042 (306)	11	\$175.00	\$265.00		\$140.00
		22109	CUMBERLAND	NHP-D00S (580)	16	\$462.00			\$120.00
		22103	BURLINGTON	NHP-0206 (333)	49	\$175.00	\$245.00	\$80.00	\$100.00
	2022Q3	22140	GLOUCESTER	NHP-0055 (304)	50	\$175.00	\$510.00		\$200.00
	2022Q4	22139	GLOUCESTER	NHP-0040 (318)	10	\$150.00	\$146.00	\$150.00	\$160.00
	2023Q1	23408	BURLINGTON	STATE	18	\$0.01	\$100.00	\$239.00	\$183.55
		23407	BURLINGTON	STATE	71	\$20.00	\$75.00	\$100.00	\$183.55
-----									
FLOATING TURBIDITY BARRIER, TYPE 1 / LF									
158042M	2022Q4	22135	CAMDEN	NHP-0130 (328)	858	\$35.00	\$35.00	\$65.00	\$36.00
-----									
GEOMEMBRANE / SY									
158050M	2022Q4	22135	CAMDEN	NHP-0130 (328)	7,535	\$95.00	\$100.00	\$265.00	\$25.00
-----									
SEDIMENT CONTROL BAG / SF									
158054M	2022Q2	22114	CAMDEN	NHP-0076 (207)	750	\$1.00	\$1.00	\$2.00	\$11.00
		22103	BURLINGTON	NHP-0206 (333)	3,000	\$3.00	\$0.75	\$0.25	\$10.00
-----									
SEDIMENT CONTROL TANK / U									
158057M	2022Q4	22135	CAMDEN	NHP-0130 (328)	1	\$25,000	\$2,500	\$26,000	\$2,000

HISTORICAL BID PRICE LISTING  
BY REGION

REGION: S

PAY ITEM	CALENDAR QUARTER	CONTRACT NUMBER	COUNTY LOCATION	PROJECT DESCRIPTION	BID QUANTITY	AWARD PRICE	SECOND BIDDER	THIRD BIDDER	ESTIMATE
-----									
CONSTRUCTION DRIVEWAY / T									
158060M	2022Q4	22139	GLOUCESTER	NHP-0040 (318)	134	\$1.00	\$51.00	\$30.00	\$67.00
		22135	CAMDEN	NHP-0130 (328)	400	\$40.00	\$73.00	\$108.00	\$50.00
-----									
CONCRETE WASHOUT SYSTEM / LS									
158063P	2022Q2	22103	BURLINGTON	NHP-0206 (333)	1	\$15,000	\$1,800	\$25,000	\$5,750
		22114	CAMDEN	NHP-0076 (207)	1	\$1,000	\$5,000	\$3,000	\$10,000
		22124	CUMBERLAND	NHP-0555 (303)	1	\$6,000	\$3,000	\$8,980	\$7,500
		22125	BURLINGTON	NHP-D00S (589)	1	\$5,000	\$10,000	\$11,300	\$5,000
		22132	CAMDEN	HSIP-D00S (574)	1	\$5,000	\$5,000	\$28,750	\$7,500
		22136	CAMDEN	NHP-0042 (306)	1	\$10,000	\$1,000		\$5,000
	2022Q3	22140	GLOUCESTER	NHP-0055 (304)	1	\$500	\$5,000		\$9,500
	2022Q4	22135	CAMDEN	NHP-0130 (328)	1	\$5,000	\$10,000	\$65,000	\$7,000
		22139	GLOUCESTER	NHP-0040 (318)	1	\$5,000	\$2,500	\$2,500	\$10,000
	2023Q1	23407	BURLINGTON	STATE	1	\$15,000	\$500	\$500	\$5,000
		23408	BURLINGTON	STATE	1	\$0	\$2,850	\$2,500	\$5,000
-----									
OIL ONLY EMERGENCY SPILL KIT, TYPE 1 / U									
158072M	2022Q2	22103	BURLINGTON	NHP-0206 (333)	2	\$1,500	\$1,060	\$100	\$625.00
		22109	CUMBERLAND	NHP-D00S (580)	2	\$2,000			\$465.00
		22111	BURLINGTON	NHP-0068 (301)	2	\$1,500			\$553.00
		22114	CAMDEN	NHP-0076 (207)	2	\$500.00	\$100.00	\$100.00	\$860.00
		22124	CUMBERLAND	NHP-0555 (303)	2	\$100	\$1,250	\$1,590	\$750.00
		22125	BURLINGTON	NHP-D00S (589)	2	\$100	\$500	\$1,150	\$500.00
		22130	CAPE MAY	NHP-0083 (300)	2	\$2,000			\$600.00
		22136	CAMDEN	NHP-0042 (306)	2	\$250	\$1,000		\$600.00
		22132	CAMDEN	HSIP-D00S (574)	6	\$0	\$0	\$1,328	\$600.00
	2022Q3	22138	GLOUCESTER	NHP-0322 (330)	1	\$2,000			\$650.00
		22140	GLOUCESTER	NHP-0055 (304)	2	\$250	\$2,500		\$250.00
	2022Q4	22139	GLOUCESTER	NHP-0040 (318)	2	\$200	\$1,130	\$0	\$670.00

HISTORICAL BID PRICE LISTING  
BY REGION

REGION: S

PAY ITEM	CALENDAR QUARTER	CONTRACT NUMBER	COUNTY LOCATION	PROJECT DESCRIPTION	BID QUANTITY	AWARD PRICE	SECOND BIDDER	THIRD BIDDER	ESTIMATE
OIL ONLY EMERGENCY SPILL KIT, TYPE 1 / U									
158072M	(cont)	22156	BURLINGTON	NHP-0009 (332)	2	\$2,000			\$850.00
		23702	CAPE MAY	STATE	2	\$500	\$1,500	\$7,500	\$2,700
		22151	ATLANTIC	NHPP-0030 (368)	4	\$2,500			\$560.00
		22135	CAMDEN	NHP-0130 (328)	5	\$100	\$1,350	\$1,600	\$700.00
	2023Q1	23407	BURLINGTON	STATE	2	\$10.00	\$0.01	\$1.00	\$785.00
		23407	BURLINGTON	STATE	2	\$0.01	\$0.01	\$0.01	\$785.00
		23408	BURLINGTON	STATE	2	\$0	\$500	\$1,060	\$785.00
-----									
EROSION CONTROL SEDIMENT REMOVAL / CY									
158084M	2022Q2	22114	CAMDEN	NHP-0076 (207)	5	\$1.00	\$150.00	\$50.00	\$55.00
		22103	BURLINGTON	NHP-0206 (333)	10	\$0.01	\$50.00	\$100.00	\$30.00
		22111	BURLINGTON	NHP-0068 (301)	10	\$676.50			\$6.00
		22132	CAMDEN	HSIP-D00S (574)	27	\$0.01	\$0.01	\$11.50	\$70.00
		22125	BURLINGTON	NHP-D00S (589)	145	\$1.00	\$28.00	\$225.00	\$2.00
	2022Q4	22139	GLOUCESTER	NHP-0040 (318)	20	\$1.00	\$32.00	\$0.01	\$50.00
		22151	ATLANTIC	NHPP-0030 (368)	20	\$300.00			\$12.00
		22135	CAMDEN	NHP-0130 (328)	2,040	\$1.00	\$0.10	\$48.00	\$25.00
-----									
BASIN SAND LAYER / CY									
158095M	2022Q2	22103	BURLINGTON	NHP-0206 (333)	53	\$100.00	\$139.00	\$75.00	\$65.00
	2022Q4	22135	CAMDEN	NHP-0130 (328)	2,216	\$65.00	\$120.00	\$85.00	\$40.00

HISTORICAL BID PRICE LISTING  
BY REGION

REGION: S

PAY ITEM	CALENDAR QUARTER	CONTRACT NUMBER	COUNTY LOCATION	PROJECT DESCRIPTION	BID QUANTITY	AWARD PRICE	SECOND BIDDER	THIRD BIDDER	ESTIMATE	
BREAKAWAY BARRICADE / U										
159003M	2022Q2	22114	CAMDEN	NHP-0076 (207)	10	\$1.00	\$1.00	\$25.00	\$150.00	
		22130	CAPE MAY	NHP-0083 (300)	15	\$1.00			\$30.00	
		22109	CUMBERLAND	NHP-D00S (580)	20	\$1.00			\$85.00	
		22124	CUMBERLAND	NHP-0555 (303)	40	\$1.00	\$1.00	\$139.00	\$50.00	
		22111	BURLINGTON	NHP-0068 (301)	50	\$1.00			\$35.00	
		22136	CAMDEN	NHP-0042 (306)	50	\$0.01	\$0.01		\$50.00	
		22125	BURLINGTON	NHP-D00S (589)	58	\$1.00	\$50.00	\$230.00	\$40.00	
		22132	CAMDEN	HSIP-D00S (574)	61	\$0.01	\$0.01	\$172.50	\$30.00	
		22103	BURLINGTON	NHP-0206 (333)	65	\$90.00	\$0.01	\$0.01	\$65.00	
		2022Q3	22140	GLOUCESTER	NHP-0055 (304)	50	\$0.01	\$100.00		\$55.00
			22138	GLOUCESTER	NHP-0322 (330)	65	\$1.00			\$40.00
		2022Q4	22139	GLOUCESTER	NHP-0040 (318)	55	\$0.01	\$0.01	\$0.01	\$40.00
			22135	CAMDEN	NHP-0130 (328)	100	\$0.01	\$165.00	\$165.00	\$50.00
			22151	ATLANTIC	NHPP-0030 (368)	100	\$1.00			\$20.00
			22156	BURLINGTON	NHP-0009 (332)	100	\$1.00			\$65.00
		2023Q1	23407	BURLINGTON	STATE	100	\$0.01	\$0.01	\$0.01	\$49.74
			22473	CAMDEN	0676302	104	\$50.00	\$20.00	\$50.00	\$65.00
			23407	BURLINGTON	STATE	250	\$0.01	\$0.01	\$0.01	\$49.74
			23408	BURLINGTON	STATE	250	\$0.01	\$1.00	\$0.01	\$49.74
	-----									
	DRUM / U									
	159006M	2022Q2	22125	BURLINGTON	NHP-D00S (589)	28	\$80.00	\$100.00	\$80.00	\$25.00
			22114	CAMDEN	NHP-0076 (207)	31	\$25.00	\$1.00	\$25.00	\$50.00
			22103	BURLINGTON	NHP-0206 (333)	65	\$80.00	\$0.01	\$0.01	\$49.00
			22111	BURLINGTON	NHP-0068 (301)	200	\$1.00			\$50.00
			22124	CUMBERLAND	NHP-0555 (303)	200	\$1.00	\$1.00	\$76.50	\$20.00
			22136	CAMDEN	NHP-0042 (306)	300	\$0.01	\$0.01		\$32.00
22132			CAMDEN	HSIP-D00S (574)	345	\$1.00	\$1.00	\$69.00	\$40.00	
22109			CUMBERLAND	NHP-D00S (580)	350	\$1.00			\$20.00	
22130			CAPE MAY	NHP-0083 (300)	350	\$1.00			\$40.00	
			2022Q3	22140	GLOUCESTER	NHP-0055 (304)	150	\$0.01	\$100.00	
		22138		GLOUCESTER	NHP-0322 (330)	200	\$1.00			\$20.00

HISTORICAL BID PRICE LISTING  
BY REGION

REGION: S

PAY ITEM	CALENDAR QUARTER	CONTRACT NUMBER	COUNTY LOCATION	PROJECT DESCRIPTION	BID QUANTITY	AWARD PRICE	SECOND BIDDER	THIRD BIDDER	ESTIMATE	
DRUM / U										
159006M	2022Q4	22156	BURLINGTON	NHP-0009 (332)	100	\$1.00			\$50.00	
		22139	GLOUCESTER	NHP-0040 (318)	209	\$0.01	\$0.01	\$0.01	\$50.00	
		22135	CAMDEN	NHP-0130 (328)	500	\$0.01	\$70.00	\$95.00	\$30.00	
		22151	ATLANTIC	NHPP-0030 (368)	600	\$75.00			\$1.00	
	2023Q1	23407	BURLINGTON	STATE		50	\$0.01	\$0.01	\$0.01	\$23.43
		23407	BURLINGTON	STATE		100	\$0.01	\$0.01	\$0.01	\$23.43
		23408	BURLINGTON	STATE		100	\$0.01	\$1.00	\$0.01	\$23.43
		22473	CAMDEN	0676302		400	\$10.00	\$15.00	\$20.00	\$35.00
	-----									
	TRAFFIC CONE / U									
	159009M	2022Q2	22125	BURLINGTON	NHP-D00S (589)	28	\$80.00	\$25.00	\$27.00	\$20.00
			22114	CAMDEN	NHP-0076 (207)	31	\$15.00	\$1.00	\$5.00	\$25.00
22132			CAMDEN	HSIP-D00S (574)	90	\$0.01	\$0.01	\$16.10	\$12.00	
22136			CAMDEN	NHP-0042 (306)	300	\$0.01	\$0.01		\$15.00	
22109			CUMBERLAND	NHP-D00S (580)	350	\$25.00			\$15.00	
22130			CAPE MAY	NHP-0083 (300)	350	\$25.00			\$12.00	
22111			BURLINGTON	NHP-0068 (301)	400	\$25.00			\$15.00	
22124			CUMBERLAND	NHP-0555 (303)	500	\$1.00	\$1.00	\$27.00	\$10.00	
2022Q3		22138	GLOUCESTER	NHP-0322 (330)	500	\$25.00			\$10.00	
		22140	GLOUCESTER	NHP-0055 (304)	500	\$0.01	\$30.00		\$13.00	
2022Q4		22139	GLOUCESTER	NHP-0040 (318)	60	\$0.01	\$0.01	\$0.01	\$20.00	
		22135	CAMDEN	NHP-0130 (328)	500	\$0.01	\$24.00	\$30.00	\$30.00	
		22156	BURLINGTON	NHP-0009 (332)	1,000	\$25.00			\$11.00	
		22151	ATLANTIC	NHPP-0030 (368)	1,500	\$25.00			\$10.00	
2023Q1		23407	BURLINGTON	STATE		250	\$0.01	\$0.01	\$0.01	\$11.25
		23407	BURLINGTON	STATE		750	\$0.01	\$0.01	\$0.01	\$11.25
		23408	BURLINGTON	STATE		750	\$0.01	\$1.00	\$0.01	\$11.25
		22473	CAMDEN	0676302		3,000	\$10.00	\$5.00	\$2.00	\$25.00
-----										
CONSTRUCTION SIGNS / SF										
159012M		2022Q2	22109	CUMBERLAND	NHP-D00S (580)	401	\$21.60			\$20.00

HISTORICAL BID PRICE LISTING  
BY REGION

REGION: S

PAY ITEM	CALENDAR QUARTER	CONTRACT NUMBER	COUNTY LOCATION	PROJECT DESCRIPTION	BID QUANTITY	AWARD PRICE	SECOND BIDDER	THIRD BIDDER	ESTIMATE
CONSTRUCTION SIGNS / SF									
159012M	(cont)	22130	CAPE MAY	NHP-0083 (300)	595	\$22.50			\$20.00
		22114	CAMDEN	NHP-0076 (207)	1,062	\$8.00	\$17.00	\$50.00	\$15.00
		22124	CUMBERLAND	NHP-0555 (303)	1,100	\$17.00	\$15.00	\$11.25	\$10.00
		22103	BURLINGTON	NHP-0206 (333)	1,199	\$13.00	\$12.00	\$20.00	\$20.00
		22132	CAMDEN	HSIP-D00S (574)	2,101	\$15.00	\$15.00	\$18.98	\$20.00
		22111	BURLINGTON	NHP-0068 (301)	2,427	\$21.60			\$9.00
		22136	CAMDEN	NHP-0042 (306)	2,800	\$0.01	\$20.00		\$10.00
		22125	BURLINGTON	NHP-D00S (589)	2,963	\$10.00	\$38.00	\$23.00	\$10.00
	2022Q3	22138	GLOUCESTER	NHP-0322 (330)	528	\$21.60			\$20.00
		22140	GLOUCESTER	NHP-0055 (304)	1,675	\$0.01	\$21.45		\$15.00
	2022Q4	22156	BURLINGTON	NHP-0009 (332)	839	\$30.60			\$20.00
		22135	CAMDEN	NHP-0130 (328)	880	\$16.00	\$25.00	\$18.00	\$25.00
		22139	GLOUCESTER	NHP-0040 (318)	1,789	\$0.01	\$15.00	\$17.00	\$20.00
		22151	ATLANTIC	NHPP-0030 (368)	2,240	\$26.50			\$3.00
	2023Q1	22473	CAMDEN	0676302	1,000	\$10.00	\$10.00	\$5.00	\$15.00
		23407	BURLINGTON	STATE	2,000	\$0.01	\$0.01	\$0.01	\$15.83
		23407	BURLINGTON	STATE	5,000	\$0.01	\$0.01	\$0.01	\$15.83
		23408	BURLINGTON	STATE	5,000	\$0.01	\$1.00	\$0.01	\$15.83
-----									
CONSTRUCTION IDENTIFICATION SIGN, 4' X 8 / U									
159015M	2022Q2	22109	CUMBERLAND	NHP-D00S (580)	2	\$1,500			\$1,200
		22111	BURLINGTON	NHP-0068 (301)	2	\$2,000			\$1,252
		22130	CAPE MAY	NHP-0083 (300)	2	\$1,500			\$1,200
		22124	CUMBERLAND	NHP-0555 (303)	4	\$750	\$1,250	\$1,180	\$1,100
		22125	BURLINGTON	NHP-D00S (589)	10	\$100	\$3,000	\$1,050	\$700.00
		22132	CAMDEN	HSIP-D00S (574)	10	\$1,000	\$1,000	\$920	\$680.00
	2022Q3	22140	GLOUCESTER	NHP-0055 (304)	1	\$100	\$2,500		\$1,500
		22138	GLOUCESTER	NHP-0322 (330)	2	\$1,500			\$1,100
	2022Q4	22139	GLOUCESTER	NHP-0040 (318)	2	\$100	\$950	\$1,050	\$1,160
		22156	BURLINGTON	NHP-0009 (332)	2	\$1,500			\$1,580
		22151	ATLANTIC	NHPP-0030 (368)	4	\$2,056			\$680.00

HISTORICAL BID PRICE LISTING  
BY REGION

REGION: S

PAY ITEM	CALENDAR QUARTER	CONTRACT NUMBER	COUNTY LOCATION	PROJECT DESCRIPTION	BID QUANTITY	AWARD PRICE	SECOND BIDDER	THIRD BIDDER	ESTIMATE
CONSTRUCTION IDENTIFICATION SIGN, 4' X 8 / U									
159015M	(cont)	22135	CAMDEN	NHP-0130 (328)	6	\$750	\$1,500	\$1,200	\$1,500
CONSTRUCTION IDENTIFICATION SIGN, 6' X 1 / U									
159018M	2022Q2	22136	CAMDEN	NHP-0042 (306)	2	\$1,000	\$2,000		\$1,500
	2022Q4	23702	CAPE MAY	STATE	1	\$1,200	\$6,000	\$5,000	\$4,000
CONSTRUCTION BARRIER CURB, BRIDGE / LF									
159020P	2022Q4	22135	CAMDEN	NHP-0130 (328)	720	\$0.01	\$160.00	\$155.00	\$80.00
CONSTRUCTION BARRIER CURB / LF									
159021P	2022Q2	22114	CAMDEN	NHP-0076 (207)	420	\$30.00	\$200.00	\$115.00	\$125.00
		22103	BURLINGTON	NHP-0206 (333)	1,520	\$65.00	\$120.00	\$0.01	\$50.00
		22124	CUMBERLAND	NHP-0555 (303)	1,700	\$150.00	\$50.00	\$41.25	\$75.00
		22125	BURLINGTON	NHP-D00S (589)	3,740	\$1.00	\$225.00	\$175.00	\$64.00
	2022Q4	22139	GLOUCESTER	NHP-0040 (318)	425	\$100.00	\$85.00	\$200.00	\$60.00
		22135	CAMDEN	NHP-0130 (328)	2,500	\$100.00	\$100.00	\$215.00	\$83.00
FLASHING ARROW BOARD, 2' X 4' / U									
159024M	2022Q2	22114	CAMDEN	NHP-0076 (207)	2	\$3,500	\$100	\$4,000	\$6,000
		22103	BURLINGTON	NHP-0206 (333)	4	\$0	\$2,000	\$100	\$2,000
	2022Q4	22151	ATLANTIC	NHPP-0030 (368)	4	\$2,000			\$260.00
FLASHING ARROW BOARD, 4' X 8' / U									
159027M	2022Q2	22111	BURLINGTON	NHP-0068 (301)	2	\$1,200			\$1,500
		22109	CUMBERLAND	NHP-D00S (580)	4	\$1,200			\$1,500

HISTORICAL BID PRICE LISTING  
BY REGION

REGION: S

PAY ITEM	CALENDAR QUARTER	CONTRACT NUMBER	COUNTY LOCATION	PROJECT DESCRIPTION	BID QUANTITY	AWARD PRICE	SECOND BIDDER	THIRD BIDDER	ESTIMATE
FLASHING ARROW BOARD, 4' X 8' / U									
159027M	(cont)	22124	CUMBERLAND	NHP-0555 (303)	4	\$100	\$75	\$2,940	\$850.00
		22130	CAPE MAY	NHP-0083 (300)	4	\$2,500			\$1,500
		22136	CAMDEN	NHP-0042 (306)	4	\$100	\$3,800		\$675.00
		22125	BURLINGTON	NHP-D00S (589)	6	\$1,500	\$4,500	\$2,500	\$650.00
	2022Q3	22138	GLOUCESTER	NHP-0322 (330)	4	\$2,000			\$1,500
		22140	GLOUCESTER	NHP-0055 (304)	4	\$10	\$3,000		\$1,200
	2022Q4	22139	GLOUCESTER	NHP-0040 (318)	2	\$10	\$3,390	\$0	\$1,000
		22156	BURLINGTON	NHP-0009 (332)	2	\$2,500			\$1,700
		22135	CAMDEN	NHP-0130 (328)	8	\$100	\$250	\$4,000	\$1,200
	2023Q1	22473	CAMDEN	0676302	8	\$2,000	\$1,000	\$800	\$1,200
		23407	BURLINGTON	STATE	10	\$10.00	\$0.01	\$0.01	\$1,553
		23408	BURLINGTON	STATE	10	\$0.01	\$1.00	\$0.01	\$1,553
-----									
PORTABLE VARIABLE MESSAGE SIGN W/REMOTE / U									
159029M	2023Q1	22473	CAMDEN	0676302	8	\$2,000	\$12,000	\$1,000	\$5,000
-----									
PORTABLE VARIABLE MESSAGE SIGN / U									
159030M	2022Q2	22111	BURLINGTON	NHP-0068 (301)	2	\$18,000			\$1,547
		22109	CUMBERLAND	NHP-D00S (580)	4	\$18,000			\$6,000
		22124	CUMBERLAND	NHP-0555 (303)	4	\$5,000	\$250	\$10,600	\$5,000
		22130	CAPE MAY	NHP-0083 (300)	4	\$18,000			\$4,000
		22125	BURLINGTON	NHP-D00S (589)	8	\$3,000	\$8,500	\$8,050	\$2,500
		22132	CAMDEN	HSIP-D00S (574)	8	\$7,000	\$7,000	\$20,700	\$4,000
		22136	CAMDEN	NHP-0042 (306)	8	\$100	\$10,000		\$2,400
	2022Q3	22138	GLOUCESTER	NHP-0322 (330)	4	\$18,000			\$4,000
		22140	GLOUCESTER	NHP-0055 (304)	4	\$2,000	\$20,000		\$5,500
	2022Q4	22156	BURLINGTON	NHP-0009 (332)	2	\$18,000			\$7,000
		22139	GLOUCESTER	NHP-0040 (318)	4	\$5,000	\$5,000	\$0	\$7,500
		22151	ATLANTIC	NHPP-0030 (368)	4	\$18,000			\$1,450



HISTORICAL BID PRICE LISTING  
BY REGION

REGION: S

PAY ITEM	CALENDAR QUARTER	CONTRACT NUMBER	COUNTY LOCATION	PROJECT DESCRIPTION	BID QUANTITY	AWARD PRICE	SECOND BIDDER	THIRD BIDDER	ESTIMATE
-----									
PORTABLE VARIABLE MESSAGE SIGN / U									
159030M	(cont)	22135	CAMDEN	NHP-0130 (328)	8	\$100	\$500	\$6,000	\$10,000
	2023Q1	23407	BURLINGTON	STATE	10	\$25.00	\$0.01	\$0.01	\$7,056
		23408	BURLINGTON	STATE	10	\$0.01	\$1.00	\$0.01	\$7,056
-----									
TEMPORARY CRASH CUSHION, INERTIAL BARRIE / U									
159051M	2022Q2	22103	BURLINGTON	NHP-0206 (333)	3	\$5,000	\$16,000	\$3,000	\$6,000
		22125	BURLINGTON	NHP-D00S (589)	6	\$3,400	\$9,500	\$2,650	\$1,000
-----									
TEMPORARY CRASH CUSHION, INERTIAL BARRIE / U									
159054M	2022Q2	22103	BURLINGTON	NHP-0206 (333)	3	\$4,175	\$10,000	\$3,000	\$8,750
-----									
TEMPORARY CRASH CUSHION, INERTIAL BARRIE / U									
159057M	2022Q2	22125	BURLINGTON	NHP-D00S (589)	5	\$4,000	\$11,000	\$2,650	\$1,100

HISTORICAL BID PRICE LISTING  
BY REGION

REGION: S

PAY ITEM	CALENDAR QUARTER	CONTRACT NUMBER	COUNTY LOCATION	PROJECT DESCRIPTION	BID QUANTITY	AWARD PRICE	SECOND BIDDER	THIRD BIDDER	ESTIMATE
TRAFFIC CONTROL TRUCK WITH MOUNTED CRASH / U									
159108M	2022Q2	22114	CAMDEN	NHP-0076 (207)	1	\$15,000	\$35,000	\$15,000	\$15,000
		22109	CUMBERLAND	NHP-D00S (580)	2	\$7,500			\$10,000
		22111	BURLINGTON	NHP-0068 (301)	2	\$7,500			\$10,000
		22130	CAPE MAY	NHP-0083 (300)	2	\$7,500			\$7,500
		22103	BURLINGTON	NHP-0206 (333)	4	\$10,000	\$6,000	\$250	\$10,000
		22124	CUMBERLAND	NHP-0555 (303)	4	\$500	\$400	\$11,780	\$5,000
		22125	BURLINGTON	NHP-D00S (589)	4	\$25,000	\$20,000	\$18,100	\$5,000
		22136	CAMDEN	NHP-0042 (306)	4	\$500	\$15,000		\$7,500
		22132	CAMDEN	HSIP-D00S (574)	7	\$0.01	\$0.01	\$0.01	\$7,500
	2022Q3	22138	GLOUCESTER	NHP-0322 (330)	2	\$7,500			\$5,000
		22140	GLOUCESTER	NHP-0055 (304)	4	\$250	\$15,000		\$10,000
	2022Q4	22139	GLOUCESTER	NHP-0040 (318)	2	\$500	\$5,000	\$0	\$7,500
		22156	BURLINGTON	NHP-0009 (332)	2	\$10,000			\$10,000
		22151	ATLANTIC	NHPP-0030 (368)	4	\$7,500			\$830.00
		22135	CAMDEN	NHP-0130 (328)	6	\$1	\$1,000	\$30,000	\$10,000
	2023Q1	23407	BURLINGTON	STATE	4	\$50.00	\$0.01	\$0.01	\$14,158
		23408	BURLINGTON	STATE	4	\$0	\$1	\$10,000	\$14,158
		22473	CAMDEN	0676302	8	\$2,000	\$1,000	\$1,000	\$15,000
-----									
REMOVABLE BLACK LINE MASKING TAPE, 6" / LF									
159114M	2022Q2	22125	BURLINGTON	NHP-D00S (589)	17,000	\$2.50	\$3.00	\$3.50	\$2.00
-----									
TEMPORARY PAVEMENT MARKING TAPE, 4" / LF									
159120M	2022Q2	22125	BURLINGTON	NHP-D00S (589)	17,000	\$2.25	\$3.00	\$1.00	\$2.00
		22103	BURLINGTON	NHP-0206 (333)	29,300	\$0.66	\$1.65	\$0.10	\$2.00
-----									
TEMPORARY TRAFFIC STRIPES, 4" / LF									
159126M	2022Q2	22132	CAMDEN	HSIP-D00S (574)	2,235	\$1.60	\$1.60	\$0.98	\$1.00
		22136	CAMDEN	NHP-0042 (306)	533,000	\$0.01	\$0.40		\$1.00

HISTORICAL BID PRICE LISTING  
BY REGION

REGION: S

PAY ITEM	CALENDAR QUARTER	CONTRACT NUMBER	COUNTY LOCATION	PROJECT DESCRIPTION	BID QUANTITY	AWARD PRICE	SECOND BIDDER	THIRD BIDDER	ESTIMATE
-----									
TEMPORARY TRAFFIC STRIPES, 4" / LF									
159126M	2022Q3	22138	GLOUCESTER	NHP-0322 (330)	247,000	\$0.30			\$1.00
	2022Q4	22135	CAMDEN	NHP-0130 (328)	16,000	\$0.50	\$0.40	\$0.40	\$1.00
		22139	GLOUCESTER	NHP-0040 (318)	17,900	\$0.55	\$0.55	\$0.65	\$0.70
-----									
TEMPORARY PAVEMENT MARKINGS / SF									
159132M	2022Q2	22132	CAMDEN	HSIP-D00S (574)	850	\$3.20	\$3.20	\$3.45	\$5.00
		22136	CAMDEN	NHP-0042 (306)	11,883	\$0.01	\$2.15		\$3.00
-----									
HMA PATCH / T									
159138M	2022Q2	22114	CAMDEN	NHP-0076 (207)	1	\$190	\$2,000	\$400	\$400.00
		22111	BURLINGTON	NHP-0068 (301)	10	\$1,000			\$60.00
		22109	CUMBERLAND	NHP-D00S (580)	20	\$700.00			\$180.00
		22125	BURLINGTON	NHP-D00S (589)	30	\$100.00	\$50.00	\$650.00	\$200.00
		22130	CAPE MAY	NHP-0083 (300)	35	\$1,000			\$320.00
		22136	CAMDEN	NHP-0042 (306)	60	\$100.00	\$180.00		\$300.00
	2022Q3	22138	GLOUCESTER	NHP-0322 (330)	10	\$1,000			\$300.00
		22140	GLOUCESTER	NHP-0055 (304)	31	\$50	\$1,200		\$300.00
	2022Q4	22151	ATLANTIC	NHPP-0030 (368)	5	\$1,000			\$155.00
		22156	BURLINGTON	NHP-0009 (332)	6	\$1,500			\$310.00
		22135	CAMDEN	NHP-0130 (328)	10	\$750	\$250	\$4,200	\$400.00
	2023Q1	23407	BURLINGTON	STATE	25	\$1.00	\$0.01	\$0.01	\$264.35
		23408	BURLINGTON	STATE	25	\$0.01	\$85.00	\$200.00	\$264.35
-----									
TRAFFIC DIRECTOR, FLAGGER / HOUR									
159141M	2022Q2	22103	BURLINGTON	NHP-0206 (333)	300	\$0.01	\$90.00	\$150.00	\$80.00
		22132	CAMDEN	HSIP-D00S (574)	384	\$0.01	\$0.01	\$201.25	\$60.00
		22125	BURLINGTON	NHP-D00S (589)	400	\$100.00	\$1.00	\$155.00	\$50.00
		22111	BURLINGTON	NHP-0068 (301)	1,000	\$137.00			\$50.00

HISTORICAL BID PRICE LISTING  
BY REGION

REGION: S

PAY ITEM	CALENDAR QUARTER	CONTRACT NUMBER	COUNTY LOCATION	PROJECT DESCRIPTION	BID QUANTITY	AWARD PRICE	SECOND BIDDER	THIRD BIDDER	ESTIMATE	
-----										
TRAFFIC DIRECTOR, FLAGGER / HOUR										
159141M	(cont)	22109	CUMBERLAND	NHP-D00S (580)	2,500	\$142.00			\$80.00	
		22130	CAPE MAY	NHP-0083 (300)	2,500	\$142.00			\$60.00	
	2022Q3	22138	GLOUCESTER	NHP-0322 (330)	200	\$142.00			\$72.00	
	2022Q4	22139	GLOUCESTER	NHP-0040 (318)	300	\$0.01	\$90.00	\$0.01	\$80.00	
		22151	ATLANTIC	NHPP-0030 (368)	360	\$150.00			\$8.00	
		22135	CAMDEN	NHP-0130 (328)	600	\$150.00	\$1.00	\$40.00	\$80.00	
		22156	BURLINGTON	NHP-0009 (332)	600	\$160.00			\$63.00	
	2023Q1	23407	BURLINGTON	STATE	1,000	\$0.01	\$0.01	\$0.01	\$58.74	
		23408	BURLINGTON	STATE	2,679	\$0.01	\$0.01	\$0.01	\$58.74	
		23407	BURLINGTON	STATE	2,918	\$0.01	\$0.01	\$0.01	\$58.74	
		22473	CAMDEN	0676302	5,120	\$20.00	\$25.00	\$1.00	\$95.00	
	-----									
	EMERGENCY TOWING SERVICE / U									
159144M	2022Q2	22111	BURLINGTON	NHP-0068 (301)	4	\$100.00			\$100.00	
		22132	CAMDEN	HSIP-D00S (574)	10	\$0.01	\$0.01	\$287.50	\$50.00	
		22136	CAMDEN	NHP-0042 (306)	10	\$1.00	\$225.00		\$50.00	
	2022Q3	22140	GLOUCESTER	NHP-0055 (304)	2	\$1.00	\$500.00		\$250.00	
	2022Q4	22135	CAMDEN	NHP-0130 (328)	1	\$1,500	\$300	\$3,000	\$70.00	
		22151	ATLANTIC	NHPP-0030 (368)	1	\$200.00			\$110.00	
	2023Q1	23407	BURLINGTON	STATE	1	\$1.00	\$0.01	\$0.01	\$5,000	
		23408	BURLINGTON	STATE	1	\$0.01	\$100.00	\$640.00	\$5,000	
	-----									
	SNOW REMOVAL / LS									
159190M	2022Q4	22135	CAMDEN	NHP-0130 (328)	1	\$1	\$1,000	\$165,000	\$1,000	

HISTORICAL BID PRICE LISTING  
 BY REGION

REGION: S

PAY ITEM	CALENDAR QUARTER	CONTRACT NUMBER	COUNTY LOCATION	PROJECT DESCRIPTION	BID QUANTITY	AWARD PRICE	SECOND BIDDER	THIRD BIDDER	ESTIMATE
-----									
TEMP CRASH CUSH, COMP BAR, TYPE 2, NARR / U									
159200M	2022Q2	22114	CAMDEN	NHP-0076 (207)	3	\$1,000	\$5,000	\$9,700	\$10,000
	2022Q4	22135	CAMDEN	NHP-0130 (328)	4	\$6,000	\$5,700	\$45,000	\$15,000
-----									
TEMP CRASH CUSH, COMP, TYPE 3, NARROW / U									
159212M	2022Q2	22125	BURLINGTON	NHP-D00S (589)	1	\$8,000	\$12,500	\$47,100	\$18,000
		22124	CUMBERLAND	NHP-0555 (303)	4	\$6,000	\$15,000	\$14,130	\$10,000
	2022Q4	22139	GLOUCESTER	NHP-0040 (318)	1	\$6,000	\$9,650	\$5,000	\$17,500

HISTORICAL BID PRICE LISTING  
BY REGION

REGION: S

PAY ITEM	CALENDAR QUARTER	CONTRACT NUMBER	COUNTY LOCATION	PROJECT DESCRIPTION	BID QUANTITY	AWARD PRICE	SECOND BIDDER	THIRD BIDDER	ESTIMATE
-----									
TRAFFIC STRIPES, LATEX, 4" / LF									
159300M	2022Q2	22114	CAMDEN	NHP-0076 (207)	1,300	\$1.00	\$1.00	\$1.25	\$0.25
		22124	CUMBERLAND	NHP-0555 (303)	7,250	\$0.30	\$0.35	\$0.35	\$1.00
		22109	CUMBERLAND	NHP-D00S (580)	252,207	\$0.31			\$1.00
		22111	BURLINGTON	NHP-0068 (301)	576,600	\$0.33			\$0.50
		22130	CAPE MAY	NHP-0083 (300)	667,410	\$0.33			\$1.00
	2022Q4	22156	BURLINGTON	NHP-0009 (332)	211,500	\$0.49			\$1.00
		22151	ATLANTIC	NHPP-0030 (368)	250,000	\$0.49			\$1.00
	2023Q1	23407	BURLINGTON	STATE	150,000	\$0.26	\$0.33	\$0.28	\$0.23
		23408	BURLINGTON	STATE	282,938	\$0.01	\$0.10	\$0.22	\$0.23
		23407	BURLINGTON	STATE	385,432	\$0.01	\$0.01	\$0.10	\$0.23
-----									
TRAFFIC STRIPES, LATEX, 6" / LF									
159301M	2022Q3	22140	GLOUCESTER	NHP-0055 (304)	494,468	\$0.01	\$0.36		\$0.50
	2023Q1	23407	BURLINGTON	STATE	37,500	\$0.27	\$0.01	\$0.29	\$0.32
-----									
TRAFFIC STRIPES, LATEX, 8" / LF									
159302M	2022Q2	22124	CUMBERLAND	NHP-0555 (303)	850	\$0.60	\$0.70	\$0.70	\$1.00
	2023Q1	23407	BURLINGTON	STATE	10,000	\$0.01	\$0.01	\$0.01	\$0.45
		23408	BURLINGTON	STATE	16,968	\$0.01	\$0.11	\$0.30	\$0.32
-----									
TRAFFIC MARKINGS LINES, LATEX, 4" / LF									
159310M	2023Q1	23407	BURLINGTON	STATE	500	\$0.01	\$0.01	\$0.01	\$1.05
-----									
TRAFFIC MARKINGS LINES, LATEX, 8" / LF									
159312M	2022Q2	22130	CAPE MAY	NHP-0083 (300)	3,315	\$0.01			\$1.00
		22111	BURLINGTON	NHP-0068 (301)	22,500	\$0.34			\$1.00

HISTORICAL BID PRICE LISTING  
BY REGION

REGION: S

PAY ITEM	CALENDAR QUARTER	CONTRACT NUMBER	COUNTY LOCATION	PROJECT DESCRIPTION	BID QUANTITY	AWARD PRICE	SECOND BIDDER	THIRD BIDDER	ESTIMATE
-----									
TRAFFIC MARKINGS LINES, LATEX, 8" / LF									
159312M	2022Q3	22140	GLOUCESTER	NHP-0055 (304)	12,371	\$0.01	\$0.45		\$0.90
	2022Q4	22156	BURLINGTON	NHP-0009 (332)	750	\$1.20			\$0.80
	2023Q1	23407	BURLINGTON	STATE	500	\$0.01	\$0.01	\$0.01	\$1.10
		23408	BURLINGTON	STATE	2,640	\$0.01	\$0.11	\$0.50	\$1.10
		23407	BURLINGTON	STATE	4,628	\$0.01	\$0.01	\$0.01	\$1.10
-----									
TRAFFIC MARKINGS LINES, LATEX, 12" / LF									
159313M	2022Q2	22111	BURLINGTON	NHP-0068 (301)	1,800	\$0.36			\$1.00
-----									
TRAFFIC MARKINGS LINES, LATEX, 24" / LF									
159314M	2022Q2	22130	CAPE MAY	NHP-0083 (300)	6,200	\$0.01			\$1.00
		22111	BURLINGTON	NHP-0068 (301)	12,000	\$0.48			\$1.00
	2022Q3	22140	GLOUCESTER	NHP-0055 (304)	4,020	\$0.01	\$1.00		\$1.20
	2022Q4	22156	BURLINGTON	NHP-0009 (332)	150	\$2.40			\$2.00
	2023Q1	23407	BURLINGTON	STATE	2,500	\$0.01	\$0.01	\$0.01	\$1.23
		23408	BURLINGTON	STATE	5,622	\$0.01	\$0.20	\$1.50	\$1.27
		23407	BURLINGTON	STATE	12,340	\$0.01	\$0.01	\$0.01	\$1.27
-----									
TRAFFIC MARKINGS SYMBOLS, LATEX / SF									
159320M	2022Q2	22111	BURLINGTON	NHP-0068 (301)	13,500	\$0.60			\$0.50
	2022Q4	22151	ATLANTIC	NHPP-0030 (368)	2,400	\$2.40			\$4.00
	2023Q1	23407	BURLINGTON	STATE	1,250	\$0.01	\$0.01	\$0.01	\$1.55
		23408	BURLINGTON	STATE	1,570	\$0.01	\$0.50	\$2.25	\$1.55
		23407	BURLINGTON	STATE	2,860	\$0.01	\$0.01	\$0.01	\$1.55

HISTORICAL BID PRICE LISTING  
BY REGION

REGION: S

PAY ITEM	CALENDAR QUARTER	CONTRACT NUMBER	COUNTY LOCATION	PROJECT DESCRIPTION	BID QUANTITY	AWARD PRICE	SECOND BIDDER	THIRD BIDDER	ESTIMATE
FUEL PRICE ADJUSTMENT / DOLL									
160004M	2022Q2	22103	BURLINGTON	NHP-0206 (333)	1	\$11,700	\$11,700	\$11,700	\$11,700
		22111	BURLINGTON	NHP-0068 (301)	1	\$1,000			\$1,000
		22114	CAMDEN	NHP-0076 (207)	1	\$600.00	\$600.00	\$600.00	\$600.00
		22124	CUMBERLAND	NHP-0555 (303)	1	\$900.00	\$900.00	\$900.00	\$900.00
		22125	BURLINGTON	NHP-D00S (589)	1	\$200.00	\$200.00	\$200.00	\$200.00
		22130	CAPE MAY	NHP-0083 (300)	1	\$100.00			\$100.00
		22132	CAMDEN	HSIP-D00S (574)	1	\$200.00	\$200.00	\$200.00	\$200.00
		22136	CAMDEN	NHP-0042 (306)	1	\$10,500	\$10,500		\$10,500
	2022Q3	22140	GLOUCESTER	NHP-0055 (304)	1	\$10,800	\$10,800		\$10,800
	2022Q4	22135	CAMDEN	NHP-0130 (328)	1	\$65,900	\$65,900	\$65,900	\$65,900
		22139	GLOUCESTER	NHP-0040 (318)	1	\$3,200	\$3,200	\$3,200	\$3,200
		22151	ATLANTIC	NHPP-0030 (368)	1	\$1,800			\$1,800
		22156	BURLINGTON	NHP-0009 (332)	1	\$100.00			\$100.00
	2023Q1	23408	BURLINGTON	STATE	33,500	\$1.00	\$1.00	\$1.00	\$1.00
		23407	BURLINGTON	STATE	58,600	\$1.00	\$1.00	\$1.00	\$1.00
-----									
ASPHALT PRICE ADJUSTMENT / DOLL									
160007M	2022Q2	22103	BURLINGTON	NHP-0206 (333)	1	\$21,500	\$21,500	\$21,500	\$21,500
		22111	BURLINGTON	NHP-0068 (301)	1	\$13,300			\$13,300
		22114	CAMDEN	NHP-0076 (207)	1	\$800.00	\$800.00	\$800.00	\$800.00
		22124	CUMBERLAND	NHP-0555 (303)	1	\$1,100	\$1,100	\$1,100	\$1,100
		22125	BURLINGTON	NHP-D00S (589)	1	\$1,600	\$1,600	\$1,600	\$1,600
		22130	CAPE MAY	NHP-0083 (300)	1	\$10,100			\$10,100
		22136	CAMDEN	NHP-0042 (306)	1	\$74,900	\$74,900		\$74,900
	2022Q3	22140	GLOUCESTER	NHP-0055 (304)	1	\$62,000	\$62,000		\$62,000
	2022Q4	22135	CAMDEN	NHP-0130 (328)	1	\$92,900	\$92,900	\$92,900	\$92,900
		22139	GLOUCESTER	NHP-0040 (318)	1	\$7,000	\$7,000	\$7,000	\$7,000
		22156	BURLINGTON	NHP-0009 (332)	1	\$100.00			\$100.00
	2023Q1	23408	BURLINGTON	STATE	51,700	\$1.00	\$1.00	\$1.00	\$1.00
		23407	BURLINGTON	STATE	97,300	\$1.00	\$1.00	\$1.00	\$1.00



HISTORICAL BID PRICE LISTING  
 BY REGION

REGION: S

PAY ITEM	CALENDAR CONTRACT QUARTER NUMBER	COUNTY LOCATION	PROJECT DESCRIPTION	BID QUANTITY	AWARD PRICE	SECOND BIDDER	THIRD BIDDER	ESTIMATE
-----	-----	-----	-----	-----	-----	-----	-----	-----
STEEL PRICE ADJUSTMENT / DOLL								
160009M	2022Q4 22135	CAMDEN	NHP-0130 (328)	1	\$50,000	\$50,000	\$50,000	\$50,000

HISTORICAL BID PRICE LISTING  
BY REGION

REGION: S

PAY ITEM	CALENDAR QUARTER	CONTRACT NUMBER	COUNTY LOCATION	PROJECT DESCRIPTION	BID QUANTITY	AWARD PRICE	SECOND BIDDER	THIRD BIDDER	ESTIMATE
FINAL CLEANUP / LS									
161003P	2022Q2	22103	BURLINGTON	NHP-0206 (333)	1	\$20,071	\$500	\$1	\$20,000
		22109	CUMBERLAND	NHP-D00S (580)	1	\$38,000			\$8,500
		22111	BURLINGTON	NHP-0068 (301)	1	\$38,000			\$8,500
		22114	CAMDEN	NHP-0076 (207)	1	\$7,500	\$100	\$1,000	\$10,000
		22124	CUMBERLAND	NHP-0555 (303)	1	\$100	\$22,500	\$21,160	\$20,000
		22125	BURLINGTON	NHP-D00S (589)	1	\$100	\$2,500	\$152,500	\$8,500
		22130	CAPE MAY	NHP-0083 (300)	1	\$38,000			\$8,500
		22132	CAMDEN	HSIP-D00S (574)	1	\$25,000	\$25,000	\$9,692	\$8,500
		22136	CAMDEN	NHP-0042 (306)	1	\$1	\$25,000		\$18,000
	2022Q3	22138	GLOUCESTER	NHP-0322 (330)	1	\$38,000			\$8,500
		22140	GLOUCESTER	NHP-0055 (304)	1	\$1	\$50,000		\$15,000
	2022Q4	22135	CAMDEN	NHP-0130 (328)	1	\$100	\$55,000	\$22,000	\$50,000
		22139	GLOUCESTER	NHP-0040 (318)	1	\$1	\$500	\$25,000	\$10,000
		22151	ATLANTIC	NHPP-0030 (368)	1	\$38,000			\$8,500
		22156	BURLINGTON	NHP-0009 (332)	1	\$38,000			\$8,500
		23702	CAPE MAY	STATE	1	\$8,000	\$100,000	\$35,000	\$75,000
	2023Q1	22473	CAMDEN	0676302	1	\$50,000	\$40,000	\$7,500	\$87,000

HISTORICAL BID PRICE LISTING  
BY REGION

REGION: S

PAY ITEM	CALENDAR QUARTER	CONTRACT NUMBER	COUNTY LOCATION	PROJECT DESCRIPTION	BID QUANTITY	AWARD PRICE	SECOND BIDDER	THIRD BIDDER	ESTIMATE
VIBRATION MONITORING / LS									
162006P	2022Q2	22114	CAMDEN	NHP-0076 (207)	1	\$10,000	\$35,000	\$21,000	\$75,000
		22124	CUMBERLAND	NHP-0555 (303)	1	\$20,000	\$32,500	\$70,650	\$20,000
	2022Q4	22135	CAMDEN	NHP-0130 (328)	1	\$50,000	\$285,000	\$150,000	\$25,000
		22135	CAMDEN	NHP-0130 (328)	1	\$15,000	\$35,000	\$10,000	\$12,500
		22135	CAMDEN	NHP-0130 (328)	1	\$15,000	\$35,000	\$10,000	\$12,500

HISTORICAL BID PRICE LISTING  
BY REGION

REGION: S

PAY ITEM	CALENDAR QUARTER	CONTRACT NUMBER	COUNTY LOCATION	PROJECT DESCRIPTION	BID QUANTITY	AWARD PRICE	SECOND BIDDER	THIRD BIDDER	ESTIMATE
CLEARING SITE / LS									
201003P	2022Q2	22103	BURLINGTON	NHP-0206 (333)	1	\$150,000	\$150,000	\$150,000	\$150,000
		22109	CUMBERLAND	NHP-D00S (580)	1	\$40,000			\$40,000
		22111	BURLINGTON	NHP-0068 (301)	1	\$40,000			\$40,000
		22114	CAMDEN	NHP-0076 (207)	1	\$50,000	\$50,000	\$50,000	\$50,000
		22124	CUMBERLAND	NHP-0555 (303)	1	\$5,000	\$100,000	\$31,000	\$150,000
		22125	BURLINGTON	NHP-D00S (589)	1	\$40,000	\$40,000	\$175,500	\$40,000
		22130	CAPE MAY	NHP-0083 (300)	1	\$40,000			\$40,000
		22132	CAMDEN	HSIP-D00S (574)	1	\$40,000	\$40,000	\$248,285	\$40,000
		22136	CAMDEN	NHP-0042 (306)	1	\$100,000	\$100,000		\$100,000
	2022Q3	22138	GLOUCESTER	NHP-0322 (330)	1	\$40,000			\$40,000
		22140	GLOUCESTER	NHP-0055 (304)	1	\$85,000	\$85,000		\$85,000
	2022Q4	22135	CAMDEN	NHP-0130 (328)	1	\$500,000	\$500,000	\$500,000	\$500,000
		22139	GLOUCESTER	NHP-0040 (318)	1	\$50,000	\$12,000	\$40,000	\$50,000
		22151	ATLANTIC	NHPP-0030 (368)	1	\$40,000			\$40,000
		22156	BURLINGTON	NHP-0009 (332)	1	\$40,000			\$40,000
	2023Q1	22473	CAMDEN	0676302	1	\$10,000	\$40,000	\$10,000	\$10,000
		23407	BURLINGTON	STATE	1	\$5,000	\$5,000	\$25,000	\$20,000
		23408	BURLINGTON	STATE	1	\$5,000	\$5,000	\$1,000	\$20,000
-----									
CLEARING SITE, BRIDGE ( ) / LS									
201006P	2022Q2	22124	CUMBERLAND	NHP-0555 (303)	1	\$400,000	\$460,000	\$706,400	\$400,000
		22125	BURLINGTON	NHP-D00S (589)	1	\$800	\$1,800	\$14,200	\$800.00
		22125	BURLINGTON	NHP-D00S (589)	1	\$5,200	\$5,200	\$14,200	\$5,200
		22125	BURLINGTON	NHP-D00S (589)	1	\$5,200	\$5,200	\$14,200	\$5,200
		22125	BURLINGTON	NHP-D00S (589)	1	\$11,000	\$11,000	\$14,200	\$11,000
		22125	BURLINGTON	NHP-D00S (589)	1	\$12,400	\$12,400	\$14,200	\$12,400
		22125	BURLINGTON	NHP-D00S (589)	1	\$3,900	\$3,900	\$14,200	\$3,900
		22125	BURLINGTON	NHP-D00S (589)	1	\$2,200	\$2,200	\$14,200	\$2,200
		22125	BURLINGTON	NHP-D00S (589)	1	\$6,400	\$6,400	\$14,200	\$6,400
		22125	BURLINGTON	NHP-D00S (589)	1	\$2,600	\$2,600	\$14,200	\$2,600
		22125	BURLINGTON	NHP-D00S (589)	1	\$14,700	\$14,700	\$14,200	\$14,700
		22125	BURLINGTON	NHP-D00S (589)	1	\$1,200	\$1,200	\$19,500	\$1,200
		22125	BURLINGTON	NHP-D00S (589)	1	\$200	\$1,200	\$14,200	\$200.00

HISTORICAL BID PRICE LISTING  
BY REGION

REGION: S

PAY ITEM	CALENDAR QUARTER	CONTRACT NUMBER	COUNTY LOCATION	PROJECT DESCRIPTION	BID QUANTITY	AWARD PRICE	SECOND BIDDER	THIRD BIDDER	ESTIMATE
CLEARING SITE, BRIDGE (___) / LS									
201006P	2022Q4	22135	CAMDEN	NHP-0130 (328)	1	\$1,600,000	\$1,600,000	\$1,600,000	\$1,600,000
RESET MONITORING WELL BOX / U									
201020M	2022Q2	22103	BURLINGTON	NHP-0206 (333)	7	\$700.00	\$430.00	\$500.00	\$5,950
DEMOLITION (___), PARCEL (___) / U									
201033M	2022Q4	22135	CAMDEN	NHP-0130 (328)	1	\$100,000	\$675,250	\$45,000	\$75,000
ASBESTOS REMOVAL, BRIDGE NO. ___ / LS									
201037P	2022Q2	22125	BURLINGTON	NHP-D00S (589)	1	\$2,500	\$7,500	\$15,000	\$6,000
		22125	BURLINGTON	NHP-D00S (589)	1	\$2,500	\$7,500	\$15,000	\$1,500
		22125	BURLINGTON	NHP-D00S (589)	1	\$2,500	\$7,500	\$15,000	\$10,000
TEMPORARY SHIELDING / LS									
201039P	2022Q2	22124	CUMBERLAND	NHP-0555 (303)	1	\$1	\$150,000	\$472,200	\$250,000
		22125	BURLINGTON	NHP-D00S (589)	1	\$1	\$10,000	\$4,500	\$1,800
		22125	BURLINGTON	NHP-D00S (589)	1	\$1	\$35,000	\$4,500	\$11,700
		22125	BURLINGTON	NHP-D00S (589)	1	\$1	\$35,000	\$4,500	\$11,700
		22125	BURLINGTON	NHP-D00S (589)	1	\$220,000	\$22,000	\$4,500	\$24,750
		22125	BURLINGTON	NHP-D00S (589)	1	\$225,000	\$10,000	\$9,000	\$27,900
		22125	BURLINGTON	NHP-D00S (589)	1	\$50,000	\$22,000	\$4,500	\$8,775
	2022Q4	22135	CAMDEN	NHP-0130 (328)	1	\$100,000	\$2,500,000	\$205,000	\$200,000

HISTORICAL BID PRICE LISTING  
BY REGION

REGION: S

PAY ITEM	CALENDAR QUARTER	CONTRACT NUMBER	COUNTY LOCATION	PROJECT DESCRIPTION	BID QUANTITY	AWARD PRICE	SECOND BIDDER	THIRD BIDDER	ESTIMATE
-----									
STRIPPING / ACRE									
202003P	2022Q2	22103	BURLINGTON	NHP-0206 (333)	2	\$10,000	\$5,000	\$100	\$9,500
	2022Q4	22139	GLOUCESTER	NHP-0040 (318)	1	\$100	\$5,000	\$2,000	\$8,000
		22135	CAMDEN	NHP-0130 (328)	5	\$20,000	\$18,000	\$35,000	\$10,500
-----									
EXCAVATION, TEST PIT / CY									
202006M	2022Q2	22114	CAMDEN	NHP-0076 (207)	8	\$750	\$1,100	\$460	\$400.00
		22125	BURLINGTON	NHP-D00S (589)	36	\$750	\$400	\$1,200	\$225.00
		22132	CAMDEN	HSIP-D00S (574)	58	\$500.00	\$500.00	\$230.00	\$80.00
	2022Q4	22139	GLOUCESTER	NHP-0040 (318)	20	\$0.01	\$275.00	\$500.00	\$115.00
		22135	CAMDEN	NHP-0130 (328)	200	\$1.00	\$150.00	\$200.00	\$280.00
-----									
EXCAVATION, UNCLASSIFIED / CY									
202009P	2022Q2	22125	BURLINGTON	NHP-D00S (589)	4	\$800.00	\$700.00	\$865.00	\$500.00
		22132	CAMDEN	HSIP-D00S (574)	52	\$35.00	\$35.00	\$115.00	\$210.00
		22103	BURLINGTON	NHP-0206 (333)	79	\$30.00	\$56.00	\$60.00	\$70.00
		22103	BURLINGTON	NHP-0206 (333)	107	\$30.00	\$42.00	\$60.00	\$50.00
		22124	CUMBERLAND	NHP-0555 (303)	274	\$75.00	\$180.00	\$85.75	\$155.00
		22103	BURLINGTON	NHP-0206 (333)	361	\$30.00	\$25.00	\$60.00	\$30.00
		22124	CUMBERLAND	NHP-0555 (303)	1,082	\$65.00	\$50.00	\$58.00	\$60.00
		22103	BURLINGTON	NHP-0206 (333)	9,480	\$30.00	\$30.00	\$0.01	\$55.00
	2022Q4	22139	GLOUCESTER	NHP-0040 (318)	861	\$50.00	\$40.00	\$35.00	\$60.00
		22135	CAMDEN	NHP-0130 (328)	2,310	\$80.00	\$120.00	\$125.00	\$50.00
		22135	CAMDEN	NHP-0130 (328)	29,691	\$21.00	\$85.00	\$82.00	\$50.00
	2023Q1	23407	BURLINGTON	STATE	80	\$100.00	\$25.00	\$35.00	\$70.00
		23407	BURLINGTON	STATE	1,000	\$0.01	\$0.01	\$0.01	\$70.00
-----									
REMOVAL OF PAVEMENT / SY									
202021P	2022Q2	22132	CAMDEN	HSIP-D00S (574)	228	\$80.00	\$80.00	\$34.50	\$50.00

HISTORICAL BID PRICE LISTING  
BY REGION

REGION: S

PAY ITEM	CALENDAR QUARTER	CONTRACT NUMBER	COUNTY LOCATION	PROJECT DESCRIPTION	BID QUANTITY	AWARD PRICE	SECOND BIDDER	THIRD BIDDER	ESTIMATE
-----									
REMOVAL OF PAVEMENT / SY									
202021P	(cont)	22114	CAMDEN	NHP-0076 (207)	1,074	\$100.00	\$35.00	\$88.00	\$49.00
		22103	BURLINGTON	NHP-0206 (333)	7,908	\$30.00	\$8.70	\$3.00	\$40.00
	2022Q4	22139	GLOUCESTER	NHP-0040 (318)	7,104	\$7.00	\$11.00	\$35.00	\$30.00
		22135	CAMDEN	NHP-0130 (328)	11,211	\$8.00	\$40.00	\$60.00	\$20.00
-----									
ACID PRODUCING SOIL REMEDIATION / SY									
202036P	2022Q2	22114	CAMDEN	NHP-0076 (207)	25	\$5.00	\$1.00	\$25.00	\$5.00
-----									
DISPOSAL OF ACID PRODUCING SOIL / T									
202039M	2022Q2	22114	CAMDEN	NHP-0076 (207)	15	\$50.00	\$20.00	\$100.00	\$100.00
-----									
DREDGE, TRANS AND PLACE TO CDF / CY									
202041M	2022Q4	23702	CAPE MAY	STATE	72,280	\$20.85	\$23.00	\$31.00	\$27.00
-----									
SUBSOIL SCARIFICATION / SY									
202050M	2022Q4	22139	GLOUCESTER	NHP-0040 (318)	1,010	\$2.50	\$2.50	\$10.00	\$5.00

HISTORICAL BID PRICE LISTING  
BY REGION

REGION: S

PAY ITEM	CALENDAR QUARTER	CONTRACT NUMBER	COUNTY LOCATION	PROJECT DESCRIPTION	BID QUANTITY	AWARD PRICE	SECOND BIDDER	THIRD BIDDER	ESTIMATE
-----									
I-8 SOIL AGGREGATE / CY									
203007P	2022Q2	22114	CAMDEN	NHP-0076 (207)	453	\$100.00	\$25.00	\$65.00	\$100.00
-----									
I-9 SOIL AGGREGATE / CY									
203009P	2022Q2	22124	CUMBERLAND	NHP-0555 (303)	62	\$250.00	\$335.00	\$133.00	\$107.00
		22103	BURLINGTON	NHP-0206 (333)	63	\$60.00	\$200.00	\$200.00	\$100.00
		22103	BURLINGTON	NHP-0206 (333)	79	\$60.00	\$168.00	\$200.00	\$100.00
		22103	BURLINGTON	NHP-0206 (333)	286	\$60.00	\$200.00	\$100.00	\$80.00
		22124	CUMBERLAND	NHP-0555 (303)	430	\$125.00	\$190.00	\$113.00	\$75.00
	2022Q4	22135	CAMDEN	NHP-0130 (328)	1,119	\$95.00	\$130.00	\$35.00	\$65.00
-----									
I-14 SOIL AGGREGATE / CY									
203021P	2022Q4	22135	CAMDEN	NHP-0130 (328)	2,050	\$0.01	\$48.00	\$14.00	\$50.00
-----									
GEOTEXTILE / SY									
203040M	2023Q1	23407	BURLINGTON	STATE	500	\$0.05	\$0.01	\$0.01	\$2.20
-----									
GEOTEXTILE, ROADWAY STABILIZATION / SY									
203041P	2022Q4	22139	GLOUCESTER	NHP-0040 (318)	7,282	\$0.50	\$1.50	\$5.00	\$5.00
-----									
CONTROLLED LOW STRENGTH MATERIAL / CY									
203050M	2022Q2	22103	BURLINGTON	NHP-0206 (333)	3	\$1,310	\$770	\$1,000	\$775.00



HISTORICAL BID PRICE LISTING  
 BY REGION

REGION: S

PAY ITEM	CALENDAR QUARTER	CONTRACT NUMBER	COUNTY LOCATION	PROJECT DESCRIPTION	BID QUANTITY	AWARD PRICE	SECOND BIDDER	THIRD BIDDER	ESTIMATE
-----									
GEOSYNTHETIC CLAY LINER / SY									
203100P	2022Q4	22135	CAMDEN	NHP-0130 (328)	7,535	\$115.00	\$130.00	\$29.00	\$15.00
-----									
TEMPORARY CAUSEWAY / LS									
203120M	2022Q4	22135	CAMDEN	NHP-0130 (328)	1	\$3,000,000	\$3,000,000	\$1,865,000	\$3,000,000

HISTORICAL BID PRICE LISTING  
 BY REGION

REGION: S

PAY ITEM ----- SUBBASE / CY	CALENDAR QUARTER -----	CONTRACT NUMBER -----	COUNTY LOCATION -----	PROJECT DESCRIPTION -----	BID QUANTITY -----	AWARD PRICE -----	SECOND BIDDER -----	THIRD BIDDER -----	ESTIMATE -----
301006P	2022Q2	22124	CUMBERLAND	NHP-0555 (303)	16	\$350.00	\$85.00	\$159.00	\$95.00
	2022Q4	22135	CAMDEN	NHP-0130 (328)	73	\$150.00	\$132.00	\$175.00	\$105.00

HISTORICAL BID PRICE LISTING  
BY REGION

REGION: S

PAY ITEM	CALENDAR QUARTER	CONTRACT NUMBER	COUNTY LOCATION	PROJECT DESCRIPTION	BID QUANTITY	AWARD PRICE	SECOND BIDDER	THIRD BIDDER	ESTIMATE
SOIL AGGREGATE BASE COURSE, 8" THICK / SY									
302018P	2022Q2	22103	BURLINGTON	NHP-0206 (333)	8,733	\$14.00	\$14.00	\$15.00	\$20.00
DENSE-GRADED AGGREGATE BASE COURSE, 6" T / SY									
302036P	2022Q2	22103	BURLINGTON	NHP-0206 (333)	699	\$16.00	\$68.00	\$5.00	\$25.00
		22114	CAMDEN	NHP-0076 (207)	821	\$15.00	\$15.00	\$43.00	\$30.00
	2022Q4	22139	GLOUCESTER	NHP-0040 (318)	3,949	\$12.00	\$13.00	\$20.00	\$15.00
		22135	CAMDEN	NHP-0130 (328)	4,703	\$9.00	\$26.00	\$26.00	\$18.00
DENSE-GRADED AGGREGATE BASE COURSE, 8" T / SY									
302042P	2022Q2	22124	CUMBERLAND	NHP-0555 (303)	34	\$150.00	\$77.50	\$272.00	\$33.00
		22132	CAMDEN	HSIP-D00S (574)	228	\$30.00	\$30.00	\$86.25	\$30.00
		22103	BURLINGTON	NHP-0206 (333)	8,573	\$16.50	\$20.00	\$20.00	\$25.00
	2022Q4	22139	GLOUCESTER	NHP-0040 (318)	3,560	\$10.00	\$18.40	\$25.00	\$20.00
DENSE-GRADED AGGREGATE BASE COURSE, 12" / SY									
302048P	2022Q4	22135	CAMDEN	NHP-0130 (328)	16,599	\$13.00	\$32.00	\$32.00	\$35.00
DENSE-GRADED AGGREGATE BASE COURSE, VARI / CY									
302051P	2022Q2	22111	BURLINGTON	NHP-0068 (301)	5	\$1,000			\$85.00
		22109	CUMBERLAND	NHP-D00S (580)	10	\$500.00			\$325.00
		22130	CAPE MAY	NHP-0083 (300)	10	\$500.00			\$325.00
		22125	BURLINGTON	NHP-D00S (589)	15	\$165.00	\$255.00	\$205.00	\$105.00
		22136	CAMDEN	NHP-0042 (306)	1,044	\$0.01	\$65.00		\$20.00
	2022Q4	22151	ATLANTIC	NHPP-0030 (368)	1	\$1,000			\$20.00
		22156	BURLINGTON	NHP-0009 (332)	50	\$500.00			\$170.00
	2023Q1	23408	BURLINGTON	STATE	10	\$0.01	\$50.00	\$145.00	\$140.00

HISTORICAL BID PRICE LISTING  
BY REGION

REGION: S

PAY ITEM	CALENDAR QUARTER	CONTRACT NUMBER	COUNTY LOCATION	PROJECT DESCRIPTION	BID QUANTITY	AWARD PRICE	SECOND BIDDER	THIRD BIDDER	ESTIMATE
DENSE-GRADED AGGREGATE BASE COURSE, VARI / CY									
302051P	(cont)	23407	BURLINGTON	STATE	55	\$0.01	\$15.00	\$50.00	\$58.00
		23407	BURLINGTON	STATE	350	\$1.20	\$0.01	\$0.01	\$58.00
-----									
COARSE AGGREGATE, SIZE NO. 57 / CY									
302060P	2022Q2	22103	BURLINGTON	NHP-0206(333)	14	\$50.00	\$0.01	\$55.00	\$100.00
		22103	BURLINGTON	NHP-0206(333)	17	\$50.00	\$0.01	\$55.00	\$100.00
		22124	CUMBERLAND	NHP-0555(303)	50	\$215.00	\$600.00	\$205.00	\$65.00
		22103	BURLINGTON	NHP-0206(333)	66	\$50.00	\$0.01	\$55.00	\$80.00
	2023Q1	23407	BURLINGTON	STATE	125	\$0.01	\$0.01	\$0.01	\$210.00

HISTORICAL BID PRICE LISTING  
 BY REGION

REGION: S

PAY ITEM	CALENDAR QUARTER	CONTRACT NUMBER	COUNTY LOCATION	PROJECT DESCRIPTION	BID QUANTITY	AWARD PRICE	SECOND BIDDER	THIRD BIDDER	ESTIMATE
-----									
CONCRETE BASE COURSE, 8" THICK / SY									
304003P	2022Q2	22132	CAMDEN	HSIP-D00S (574)	228	\$295.00	\$295.00	\$414.00	\$125.00
	2022Q4	22135	CAMDEN	NHP-0130 (328)	274	\$125.00	\$140.00	\$88.00	\$125.00
-----									
CONCRETE BASE COURSE, 9" THICK / SY									
304006P	2022Q2	22114	CAMDEN	NHP-0076 (207)	723	\$100.00	\$132.00	\$125.00	\$160.00
-----									
CONCRETE BASE COURSE, 10" THICK / SY									
304009P	2022Q2	22124	CUMBERLAND	NHP-0555 (303)	150	\$165.00	\$240.00	\$346.00	\$157.00

HISTORICAL BID PRICE LISTING  
BY REGION

REGION: S

PAY ITEM	CALENDAR QUARTER	CONTRACT NUMBER	COUNTY LOCATION	PROJECT DESCRIPTION	BID QUANTITY	AWARD PRICE	SECOND BIDDER	THIRD BIDDER	ESTIMATE
-----									
HMA MILLING, 3" OR LESS / SY									
401009P	2022Q2	22114	CAMDEN	NHP-0076 (207)	958	\$10.00	\$20.00	\$16.00	\$30.00
		22124	CUMBERLAND	NHP-0555 (303)	5,084	\$8.00	\$7.00	\$5.60	\$12.00
		22111	BURLINGTON	NHP-0068 (301)	7,215	\$8.56			\$11.00
		22136	CAMDEN	NHP-0042 (306)	9,767	\$0.01	\$7.50		\$11.00
		22103	BURLINGTON	NHP-0206 (333)	17,564	\$8.00	\$7.00	\$12.00	\$28.00
	2022Q4	22139	GLOUCESTER	NHP-0040 (318)	368	\$10.00	\$21.00	\$10.00	\$15.00
		22135	CAMDEN	NHP-0130 (328)	7,246	\$10.00	\$9.00	\$7.00	\$10.00
	2023Q1	23407	BURLINGTON	STATE	100,000	\$0.01	\$0.50	\$3.00	\$5.48
		23408	BURLINGTON	STATE	222,728	\$3.13	\$3.37	\$3.65	\$3.33
		23407	BURLINGTON	STATE	260,369	\$0.01	\$2.35	\$3.00	\$3.33
-----									
HMA MILLING, MORE THAN 3" TO 6" / SY									
401012P	2022Q4	22139	GLOUCESTER	NHP-0040 (318)	971	\$10.00	\$8.35	\$20.00	\$15.00
	2023Q1	23407	BURLINGTON	STATE	10,000	\$0.01	\$0.01	\$0.01	\$9.00
-----									
CONCRETE MILLING / SY									
401015P	2022Q4	22135	CAMDEN	NHP-0130 (328)	100	\$35.00	\$11.00	\$52.00	\$7.00
	2023Q1	23407	BURLINGTON	STATE	200	\$10.00	\$5.00	\$3.00	\$7.00
		23408	BURLINGTON	STATE	200	\$5.00	\$3.37	\$14.00	\$7.00
		23407	BURLINGTON	STATE	555	\$0.01	\$0.01	\$0.01	\$7.00
-----									
MICRO-MILLING / SY									
401017P	2022Q2	22130	CAPE MAY	NHP-0083 (300)	316	\$100.00			\$33.00
		22136	CAMDEN	NHP-0042 (306)	99,977	\$0.01	\$10.50		\$8.00
	2022Q3	22140	GLOUCESTER	NHP-0055 (304)	3,542	\$40.00	\$28.00		\$20.00
	2022Q4	22151	ATLANTIC	NHPP-0030 (368)	966	\$30.00			\$6.00

HISTORICAL BID PRICE LISTING  
BY REGION

REGION: S

PAY ITEM	CALENDAR QUARTER	CONTRACT NUMBER	COUNTY LOCATION	PROJECT DESCRIPTION	BID QUANTITY	AWARD PRICE	SECOND BIDDER	THIRD BIDDER	ESTIMATE
MICRO-MILLING / SY									
401017P	(cont)	22156	BURLINGTON	NHP-0009 (332)	2,139	\$28.00			\$14.00
HOT MIX ASPHALT PAVEMENT REPAIR / SY									
401021M	2022Q2	22109	CUMBERLAND	NHP-D00S (580)	200	\$150.00			\$80.00
		22111	BURLINGTON	NHP-0068 (301)	200	\$150.00			\$67.00
		22114	CAMDEN	NHP-0076 (207)	200	\$28.00	\$15.00	\$85.00	\$80.00
		22136	CAMDEN	NHP-0042 (306)	2,000	\$10.00	\$47.00		\$50.00
		22130	CAPE MAY	NHP-0083 (300)	3,000	\$150.00			\$55.00
	2022Q3	22138	GLOUCESTER	NHP-0322 (330)	100	\$500.00			\$120.00
		22140	GLOUCESTER	NHP-0055 (304)	236	\$85.00	\$500.00		\$120.00
	2022Q4	22156	BURLINGTON	NHP-0009 (332)	15	\$1,500			\$130.00
		22151	ATLANTIC	NHPP-0030 (368)	150	\$350.00			\$80.00
		22135	CAMDEN	NHP-0130 (328)	200	\$100.00	\$120.00	\$280.00	\$130.00
	2023Q1	23407	BURLINGTON	STATE	100	\$10.00	\$25.00	\$65.00	\$112.85
		23408	BURLINGTON	STATE	100	\$25.00	\$118.53	\$50.00	\$112.85
		23407	BURLINGTON	STATE	1,500	\$0.25	\$0.01	\$0.01	\$112.85
SEALING OF CRACKS IN HOT MIX ASPHALT SUR / LF									
401024M	2022Q2	22114	CAMDEN	NHP-0076 (207)	500	\$4.00	\$5.00	\$4.00	\$2.00
		22109	CUMBERLAND	NHP-D00S (580)	1,000	\$4.50			\$2.00
		22136	CAMDEN	NHP-0042 (306)	1,000	\$5.00	\$7.25		\$3.00
		22111	BURLINGTON	NHP-0068 (301)	2,500	\$8.00			\$2.00
		22130	CAPE MAY	NHP-0083 (300)	2,500	\$4.50			\$2.00
	2022Q3	22138	GLOUCESTER	NHP-0322 (330)	1,000	\$4.50			\$2.00
		22140	GLOUCESTER	NHP-0055 (304)	2,000	\$1.00	\$10.00		\$1.00
	2022Q4	22151	ATLANTIC	NHPP-0030 (368)	5,000	\$4.00			\$2.00
		22156	BURLINGTON	NHP-0009 (332)	5,000	\$4.00			\$6.00
	2023Q1	23407	BURLINGTON	STATE	2,250	\$0.05	\$0.01	\$1.50	\$4.88

HISTORICAL BID PRICE LISTING  
BY REGION

REGION: S

PAY ITEM	CALENDAR QUARTER	CONTRACT NUMBER	COUNTY LOCATION	PROJECT DESCRIPTION	BID QUANTITY	AWARD PRICE	SECOND BIDDER	THIRD BIDDER	ESTIMATE	
POLYMERIZED JOINT ADHESIVE / LF										
401027M	2022Q2	22132	CAMDEN	HSIP-D00S (574)	1,192	\$5.00	\$5.00	\$56.93	\$3.00	
		22111	BURLINGTON	NHP-0068 (301)	1,900	\$2.40			\$1.00	
		22124	CUMBERLAND	NHP-0555 (303)	3,050	\$0.50	\$2.50	\$3.70	\$2.00	
		22114	CAMDEN	NHP-0076 (207)	3,065	\$3.00	\$0.01	\$5.00	\$3.00	
		22136	CAMDEN	NHP-0042 (306)	203,785	\$5.50	\$0.25		\$1.00	
	2022Q4	22139	GLOUCESTER	NHP-0040 (318)	170	\$20.00	\$9.00	\$5.00	\$4.00	
		22151	ATLANTIC	NHPP-0030 (368)	4,500	\$1.00			\$1.00	
		22135	CAMDEN	NHP-0130 (328)	25,050	\$1.00	\$1.00	\$0.12	\$3.00	
	2023Q1	23407	BURLINGTON	STATE	90,000	\$0.01	\$0.01	\$0.01	\$1.82	
		23407	BURLINGTON	STATE	96,645	\$8.45	\$0.01	\$2.00	\$1.82	
		23408	BURLINGTON	STATE	172,962	\$0.01	\$0.41	\$0.38	\$1.82	
	-----									
	TACK COAT / GAL									
	401030M	2022Q2	22114	CAMDEN	NHP-0076 (207)	68	\$15.00	\$0.01	\$0.01	\$5.00
			22136	CAMDEN	NHP-0042 (306)	200	\$20.00	\$4.25		\$6.00
22124			CUMBERLAND	NHP-0555 (303)	560	\$1.00	\$5.50	\$10.25	\$2.00	
22103			BURLINGTON	NHP-0206 (333)	2,511	\$0.01	\$4.00	\$9.55	\$1.00	
22109			CUMBERLAND	NHP-D00S (580)	22,300	\$3.25			\$5.00	
22130			CAPE MAY	NHP-0083 (300)	44,650	\$3.30			\$3.00	
22111			BURLINGTON	NHP-0068 (301)	112,710	\$3.20			\$0.50	
2022Q3			22138	GLOUCESTER	NHP-0322 (330)	34,975	\$3.35			\$1.00
			22140	GLOUCESTER	NHP-0055 (304)	50,000	\$0.01	\$3.35		\$3.00
2022Q4			22139	GLOUCESTER	NHP-0040 (318)	350	\$20.00	\$4.90	\$5.00	\$1.00
		22135	CAMDEN	NHP-0130 (328)	5,380	\$0.01	\$0.02	\$1.25	\$2.00	
		22156	BURLINGTON	NHP-0009 (332)	15,967	\$0.50			\$5.00	
		22151	ATLANTIC	NHPP-0030 (368)	32,000	\$3.50			\$0.50	
2023Q1		23407	BURLINGTON	STATE	35,000	\$0.01	\$0.01	\$0.01	\$0.55	
		23408	BURLINGTON	STATE	38,632	\$0.01	\$0.01	\$0.01	\$0.55	
		23407	BURLINGTON	STATE	43,054	\$0.01	\$0.01	\$0.01	\$0.55	
-----										
PRIME COAT / GAL										
401036M	2022Q2	22114	CAMDEN	NHP-0076 (207)	109	\$15.00	\$0.01	\$0.01	\$3.00	



HISTORICAL BID PRICE LISTING  
BY REGION

REGION: S

PAY ITEM	CALENDAR QUARTER	CONTRACT NUMBER	COUNTY LOCATION	PROJECT DESCRIPTION	BID QUANTITY	AWARD PRICE	SECOND BIDDER	THIRD BIDDER	ESTIMATE
PRIME COAT / GAL									
401036M	(cont)	22103	BURLINGTON	NHP-0206 (333)	2,111	\$0.01	\$0.01	\$0.01	\$1.00
	2022Q4	22139	GLOUCESTER	NHP-0040 (318)	1,880	\$0.01	\$0.01	\$0.01	\$1.00
		22135	CAMDEN	NHP-0130 (328)	5,330	\$0.01	\$0.01	\$7.50	\$2.00
-----									
HOT MIX ASPHALT 9.5 M 64 SURFACE COURSE / T									
401042M	2022Q2	22124	CUMBERLAND	NHP-0555 (303)	445	\$150.00	\$140.00	\$242.00	\$160.00
	2023Q1	23407	BURLINGTON	STATE	1,000	\$170.00	\$155.00	\$110.00	\$150.00
-----									
HOT MIX ASPHALT 9.5 ME SURFACE COURSE / T									
401049M	2023Q1	23407	BURLINGTON	STATE	1,000	\$172.00	\$160.00	\$120.00	\$165.00
-----									
HOT MIX ASPHALT 12.5 M 64 SURFACE COURSE / T									
401054M	2022Q2	22124	CUMBERLAND	NHP-0555 (303)	19	\$285.00	\$400.00	\$319.00	\$230.00
		22132	CAMDEN	HSIP-D00S (574)	59	\$300.00	\$300.00	\$460.00	\$225.00
		22114	CAMDEN	NHP-0076 (207)	236	\$175.00	\$145.00	\$150.00	\$200.00
		22103	BURLINGTON	NHP-0206 (333)	3,181	\$115.00	\$115.00	\$125.00	\$110.00
	2022Q4	22139	GLOUCESTER	NHP-0040 (318)	1,010	\$125.00	\$110.00	\$155.00	\$135.00
	2023Q1	23407	BURLINGTON	STATE	3,000	\$169.00	\$155.00	\$130.00	\$126.07
		23408	BURLINGTON	STATE	7,944	\$94.00	\$82.40	\$120.00	\$125.04
-----									
HMA 12.5 M E SURFACE COURSE / T									
401061M	2022Q2	22111	BURLINGTON	NHP-0068 (301)	832	\$233.40			\$206.00
		22136	CAMDEN	NHP-0042 (306)	1,590	\$150.00	\$175.00		\$142.00
	2022Q4	22135	CAMDEN	NHP-0130 (328)	2,840	\$125.00	\$137.00	\$215.00	\$140.00
	2023Q1	23407	BURLINGTON	STATE	3,000	\$171.00	\$160.00	\$140.00	\$134.33

HISTORICAL BID PRICE LISTING  
BY REGION

REGION: S

PAY ITEM	CALENDAR QUARTER	CONTRACT NUMBER	COUNTY LOCATION	PROJECT DESCRIPTION	BID QUANTITY	AWARD PRICE	SECOND BIDDER	THIRD BIDDER	ESTIMATE
-----									
HOT MIX ASPHALT 9.5 M 64 INTERMEDIATE CO / T									
401066M	2022Q2	22124	CUMBERLAND	NHP-0555 (303)	445	\$125.00	\$135.00	\$248.00	\$155.00
-----									
HOT MIX ASPHALT 12.5 M 64 INTERMEDIATE C / T									
401072M	2022Q4	22135	CAMDEN	NHP-0130 (328)	2,165	\$100.00	\$110.00	\$205.00	\$110.00
	2023Q1	23407	BURLINGTON	STATE	1,000	\$70.00	\$50.00	\$100.00	\$93.25
-----									
HOT MIX ASPHALT 19 M 64 INTERMEDIATE COU / T									
401084M	2022Q2	22103	BURLINGTON	NHP-0206 (333)	2,976	\$105.00	\$120.00	\$150.00	\$100.00
	2022Q4	22139	GLOUCESTER	NHP-0040 (318)	2,062	\$100.00	\$94.00	\$145.00	\$120.00
-----									
HOT MIX ASPHALT 19 M 64 BASE COURSE / T									
401096M	2022Q2	22114	CAMDEN	NHP-0076 (207)	120	\$250.00	\$190.00	\$150.00	\$180.00
-----									
HOT MIX ASPHALT 25 M 64 BASE COURSE / T									
401099M	2022Q2	22124	CUMBERLAND	NHP-0555 (303)	12	\$675.00	\$145.00	\$541.00	\$175.00
		22103	BURLINGTON	NHP-0206 (333)	2,787	\$105.00	\$120.00	\$150.00	\$97.00
	2022Q4	22139	GLOUCESTER	NHP-0040 (318)	1,868	\$100.00	\$95.00	\$150.00	\$120.00
		22135	CAMDEN	NHP-0130 (328)	5,861	\$106.00	\$125.00	\$195.00	\$120.00
	2023Q1	23407	BURLINGTON	STATE	1,000	\$65.00	\$40.00	\$75.00	\$125.00

HISTORICAL BID PRICE LISTING  
BY REGION

REGION: S

PAY ITEM	CALENDAR QUARTER	CONTRACT NUMBER	COUNTY LOCATION	PROJECT DESCRIPTION	BID QUANTITY	AWARD PRICE	SECOND BIDDER	THIRD BIDDER	ESTIMATE
CORE SAMPLES, HOT MIX ASPHALT / U									
401108M	2022Q2	22111	BURLINGTON	NHP-0068 (301)	10	\$300.00			\$839.00
		22114	CAMDEN	NHP-0076 (207)	15	\$50.00	\$200.00	\$500.00	\$160.00
		22124	CUMBERLAND	NHP-0555 (303)	15	\$200.00	\$105.00	\$261.00	\$176.00
	2022Q4	22135	CAMDEN	NHP-0130 (328)	25	\$200.00	\$110.00	\$450.00	\$110.00
		22139	GLOUCESTER	NHP-0040 (318)	25	\$150.00	\$168.00	\$150.00	\$250.00
	2023Q1	23407	BURLINGTON	STATE	60	\$2,500	\$50	\$0	\$175.04
		23408	BURLINGTON	STATE	100	\$50.00	\$119.00	\$185.00	\$176.67
		23407	BURLINGTON	STATE	250	\$0.50	\$0.01	\$0.01	\$176.67
	-----								
HMA LONGITUDINAL JOINT REPAIR / SY									
401113M	2022Q4	22151	ATLANTIC	NHPP-0030 (368)	1,000	\$100.00			\$20.00

HISTORICAL BID PRICE LISTING  
 BY REGION

REGION: S

PAY ITEM	CALENDAR QUARTER	CONTRACT NUMBER	COUNTY LOCATION	PROJECT DESCRIPTION	BID QUANTITY	AWARD PRICE	SECOND BIDDER	THIRD BIDDER	ESTIMATE
ULTRA-THIN FRICTION COURSE / T									
403003M	2022Q3	22140	GLOUCESTER	NHP-0055 (304)	12,900	\$240.00	\$220.00		\$160.00
POLYMER MODIFIED TACK COAT / GAL									
403005M	2022Q2	22136	CAMDEN	NHP-0042 (306)	68,150	\$0.01	\$6.94		\$5.00
	2022Q3	22140	GLOUCESTER	NHP-0055 (304)	76,000	\$4.10	\$6.49		\$5.00

HISTORICAL BID PRICE LISTING  
 BY REGION

REGION: S

PAY ITEM	CALENDAR QUARTER	CONTRACT NUMBER	COUNTY LOCATION	PROJECT DESCRIPTION	BID QUANTITY	AWARD PRICE	SECOND BIDDER	THIRD BIDDER	ESTIMATE
STONE MATRIX ASPHALT 12.5 MM SURFACE COU / T									
404006M	2023Q1	23407	BURLINGTON	STATE	2,000	\$175.00	\$172.00	\$150.00	\$185.00
		23408	BURLINGTON	STATE	18,836	\$142.00	\$126.25	\$135.00	\$147.32
		23407	BURLINGTON	STATE	31,333	\$120.00	\$140.00	\$125.00	\$130.04

HISTORICAL BID PRICE LISTING  
 BY REGION

REGION: S

PAY ITEM -----	CALENDAR QUARTER -----	CONTRACT NUMBER -----	COUNTY LOCATION -----	PROJECT DESCRIPTION -----	BID QUANTITY -----	AWARD PRICE -----	SECOND BIDDER -----	THIRD BIDDER -----	ESTIMATE -----
ULTRA-HPTO / T									
406010M	2022Q2	22136	CAMDEN	NHP-0042(306)	25,713	\$212.00	\$320.00		\$125.00

HISTORICAL BID PRICE LISTING  
BY REGION

REGION: S

PAY ITEM	CALENDAR QUARTER	CONTRACT NUMBER	COUNTY LOCATION	PROJECT DESCRIPTION	BID QUANTITY	AWARD PRICE	SECOND BIDDER	THIRD BIDDER	ESTIMATE	
MICROPAVING JOINTS / LF										
421007M	2022Q2	22111	BURLINGTON	NHP-0068 (301)	17,700	\$4.10			\$5.00	
		22136	CAMDEN	NHP-0042 (306)	45,676	\$3.25	\$4.25		\$5.00	
		22130	CAPE MAY	NHP-0083 (300)	59,690	\$4.10			\$5.00	
		22109	CUMBERLAND	NHP-D00S (580)	87,008	\$4.10			\$4.00	
	2022Q3	22138	GLOUCESTER	NHP-0322 (330)	30,000	\$4.10			\$4.00	
		22140	GLOUCESTER	NHP-0055 (304)	109,216	\$10.00	\$4.98		\$4.00	
	2022Q4	22151	ATLANTIC	NHPP-0030 (368)	11,737	\$4.97			\$5.00	
		22156	BURLINGTON	NHP-0009 (332)	22,300	\$4.90			\$5.00	
	-----									
	SLURRY SEAL AGGREGATE, TYPE II / T									
421010M	2022Q2	22109	CUMBERLAND	NHP-D00S (580)	1,500	\$113.89			\$170.00	
		22130	CAPE MAY	NHP-0083 (300)	2,721	\$128.89			\$160.00	
		22111	BURLINGTON	NHP-0068 (301)	3,645	\$121.79			\$121.00	
	2022Q3	22138	GLOUCESTER	NHP-0322 (330)	1,300	\$128.89			\$155.00	
		22140	GLOUCESTER	NHP-0055 (304)	3,093	\$110.00	\$119.73		\$120.00	
	2022Q4	22151	ATLANTIC	NHPP-0030 (368)	2,574	\$126.00			\$180.00	
	-----									
	SLURRY SEAL EMULSION / GAL									
	421011M	2022Q2	22109	CUMBERLAND	NHP-D00S (580)	44,500	\$10.76			\$18.00
			22130	CAPE MAY	NHP-0083 (300)	80,456	\$10.88			\$20.00
22111			BURLINGTON	NHP-0068 (301)	108,308	\$11.09			\$12.00	
2022Q3		22138	GLOUCESTER	NHP-0322 (330)	34,975	\$11.09			\$18.00	
		22140	GLOUCESTER	NHP-0055 (304)	91,194	\$9.15	\$11.50		\$15.00	
2022Q4		22151	ATLANTIC	NHPP-0030 (368)	57,813	\$11.73			\$22.00	

HISTORICAL BID PRICE LISTING  
 BY REGION

REGION: S

PAY ITEM	CALENDAR QUARTER	CONTRACT NUMBER	COUNTY LOCATION	PROJECT DESCRIPTION	BID QUANTITY	AWARD PRICE	SECOND BIDDER	THIRD BIDDER	ESTIMATE
FOG SEAL STRIP / LF									
422004M	2022Q2	22109	CUMBERLAND	NHP-D00S (580)	32,358	\$0.95			\$2.00
	2022Q4	22139	GLOUCESTER	NHP-0040 (318)	586	\$3.00	\$8.00	\$3.50	\$3.00
		22151	ATLANTIC	NHPP-0030 (368)	10,670	\$0.95			\$2.00



HISTORICAL BID PRICE LISTING  
 BY REGION

REGION: S

PAY ITEM	CALENDAR QUARTER	CONTRACT NUMBER	COUNTY LOCATION	PROJECT DESCRIPTION	BID QUANTITY	AWARD PRICE	SECOND BIDDER	THIRD BIDDER	ESTIMATE
CHIP SEAL PG88-22FR / SY									
424110M	2022Q4	22156	BURLINGTON	NHP-0009 (332)	117,087	\$6.97			\$5.00

HISTORICAL BID PRICE LISTING  
 BY REGION

REGION: S

PAY ITEM	CALENDAR QUARTER	CONTRACT NUMBER	COUNTY LOCATION	PROJECT DESCRIPTION	BID QUANTITY	AWARD PRICE	SECOND BIDDER	THIRD BIDDER	ESTIMATE
-----	-----	-----	-----	-----	-----	-----	-----	-----	-----
PARTIAL DEPTH CONCRETE REPAIR, HOT APPL / SY									
452004M	2022Q2	22136	CAMDEN	NHP-0042 (306)	914	\$1,200	\$2,500		\$1,200

HISTORICAL BID PRICE LISTING  
BY REGION

REGION: S

PAY ITEM	CALENDAR QUARTER	CONTRACT NUMBER	COUNTY LOCATION	PROJECT DESCRIPTION	BID QUANTITY	AWARD PRICE	SECOND BIDDER	THIRD BIDDER	ESTIMATE
-----									
FULL DEPTH CONCRETE PAVEMENT REPAIR, HMA / SY									
453006M	2022Q2	22114	CAMDEN	NHP-0076 (207)	50	\$175.00	\$25.00	\$100.00	\$180.00
		22109	CUMBERLAND	NHP-D00S (580)	200	\$160.00			\$150.00
		22111	BURLINGTON	NHP-0068 (301)	300	\$153.00			\$127.00
		22130	CAPE MAY	NHP-0083 (300)	400	\$100.00			\$170.00
	2022Q4	22151	ATLANTIC	NHPP-0030 (368)	30	\$500.00			\$85.00
		22135	CAMDEN	NHP-0130 (328)	200	\$1.00	\$465.00	\$250.00	\$150.00
	2023Q1	23407	BURLINGTON	STATE	50	\$200.00	\$50.00	\$200.00	\$184.00
		23408	BURLINGTON	STATE	50	\$75.00	\$417.00	\$160.00	\$184.00
		23407	BURLINGTON	STATE	375	\$1.50	\$0.01	\$3.00	\$184.00
-----									
FULL DEPTH CONCRETE PAVEMENT REPAIR, PRE / SY									
453013M	2022Q2	22136	CAMDEN	NHP-0042 (306)	2,193	\$1,500	\$1,050		\$600.00

HISTORICAL BID PRICE LISTING  
BY REGION

REGION: S

PAY ITEM	CALENDAR QUARTER	CONTRACT NUMBER	COUNTY LOCATION	PROJECT DESCRIPTION	BID QUANTITY	AWARD PRICE	SECOND BIDDER	THIRD BIDDER	ESTIMATE
CLEANING AND SEALING JOINTS AND CRACKS I / LF									
456006M	2022Q2	22136	CAMDEN	NHP-0042(306)	495	\$15.00	\$13.50		\$7.00

HISTORICAL BID PRICE LISTING  
BY REGION

REGION: S

PAY ITEM	CALENDAR QUARTER	CONTRACT NUMBER	COUNTY LOCATION	PROJECT DESCRIPTION	BID QUANTITY	AWARD PRICE	SECOND BIDDER	THIRD BIDDER	ESTIMATE
-----									
TEMPORARY SHEETING / SF									
501003P	2022Q2	22124	CUMBERLAND	NHP-0555 (303)	480	\$1.00	\$55.00	\$122.00	\$55.00
		22103	BURLINGTON	NHP-0206 (333)	602	\$0.01	\$75.00	\$0.01	\$60.00
		22103	BURLINGTON	NHP-0206 (333)	705	\$0.01	\$1.00	\$0.01	\$55.00
		22103	BURLINGTON	NHP-0206 (333)	2,454	\$0.01	\$75.00	\$0.01	\$25.00
		22114	CAMDEN	NHP-0076 (207)	2,560	\$1.00	\$0.01	\$1.00	\$60.00
	2022Q4	22135	CAMDEN	NHP-0130 (328)	22,000	\$0.01	\$110.00	\$40.00	\$50.00
-----									
PERMANENT SHEETING / SF									
501006P	2022Q2	22114	CAMDEN	NHP-0076 (207)	2,933	\$8.00	\$59.00	\$74.00	\$100.00
	2022Q4	22135	CAMDEN	NHP-0130 (328)	2,420	\$75.00	\$180.00	\$115.00	\$130.00
-----									
TEMPORARY COFFERDAM / LS									
501009P	2022Q4	22135	CAMDEN	NHP-0130 (328)	1	\$2,000,000	\$2,000,000	\$2,250,000	\$2,000,000
-----									
TEMPORARY EMBANKMENT SUPPORT SYSTEM / LS									
501019P	2022Q4	22135	CAMDEN	NHP-0130 (328)	1	\$5,000	\$85,340	\$42,000	\$15,000

HISTORICAL BID PRICE LISTING  
BY REGION

REGION: S

PAY ITEM	CALENDAR QUARTER	CONTRACT NUMBER	COUNTY LOCATION	PROJECT DESCRIPTION	BID QUANTITY	AWARD PRICE	SECOND BIDDER	THIRD BIDDER	ESTIMATE
FURNISHING EQUIPMENT FOR DRIVING PILES / LS									
502003P	2022Q4	22135	CAMDEN	NHP-0130 (328)	1	\$2,000,000	\$750,000	\$165,000	\$750,000
-----									
PREBORED HOLE / LF									
502006M	2022Q4	22135	CAMDEN	NHP-0130 (328)	280	\$1.00	\$500.00	\$425.00	\$200.00
-----									
TEST PILE, FURNISHED / LF									
502009M	2022Q4	22135	CAMDEN	NHP-0130 (328)	638	\$95.00	\$200.00	\$175.00	\$110.00
-----									
TEST PILE, DRIVEN / LF									
502012M	2022Q4	22135	CAMDEN	NHP-0130 (328)	586	\$65.00	\$200.00	\$183.00	\$70.00
-----									
DYNAMIC PILE LOAD TEST / U									
502018M	2022Q4	22135	CAMDEN	NHP-0130 (328)	8	\$2,600	\$7,000	\$2,975	\$2,800

HISTORICAL BID PRICE LISTING  
 BY REGION

REGION: S

PAY ITEM	CALENDAR QUARTER	CONTRACT NUMBER	COUNTY LOCATION	PROJECT DESCRIPTION	BID QUANTITY	AWARD PRICE	SECOND BIDDER	THIRD BIDDER	ESTIMATE
-----									
STEEL H-PILE, FURNISHED, HP 14 X 102 / LF									
502173M	2022Q4	22135	CAMDEN	NHP-0130 (328)	7,972	\$105.00	\$103.00	\$175.00	\$110.00
-----									
STEEL H-PILE, DRIVEN, HP 14 X 102 / LF									
502191M	2022Q4	22135	CAMDEN	NHP-0130 (328)	7,592	\$40.00	\$75.00	\$45.00	\$70.00

HISTORICAL BID PRICE LISTING  
BY REGION

REGION: S

PAY ITEM -----	CALENDAR QUARTER -----	CONTRACT NUMBER -----	COUNTY LOCATION -----	PROJECT DESCRIPTION -----	BID QUANTITY -----	AWARD PRICE -----	SECOND BIDDER -----	THIRD BIDDER -----	ESTIMATE -----
PILE SHOE / U									
502207M	2022Q4	22135	CAMDEN	NHP-0130 (328)	124	\$225.00	\$500.00	\$155.00	\$320.00



HISTORICAL BID PRICE LISTING  
 BY REGION

REGION: S

PAY ITEM	CALENDAR QUARTER	CONTRACT NUMBER	COUNTY LOCATION	PROJECT DESCRIPTION	BID QUANTITY	AWARD PRICE	SECOND BIDDER	THIRD BIDDER	ESTIMATE
RESTRIKE WITH PDA AND CAPWAP ANALYSIS / U									
502307M	2022Q4	22135	CAMDEN	NHP-0130 (328)	8	\$5,700	\$7,000	\$5,000	\$3,500

HISTORICAL BID PRICE LISTING  
BY REGION

REGION: S

PAY ITEM	CALENDAR QUARTER	CONTRACT NUMBER	COUNTY LOCATION	PROJECT DESCRIPTION	BID QUANTITY	AWARD PRICE	SECOND BIDDER	THIRD BIDDER	ESTIMATE
REINFORCEMENT STEEL, EPOXY-COATED / LB									
504006P	2022Q2	22124	CUMBERLAND	NHP-0555 (303)	201,075	\$2.25	\$2.05	\$2.55	\$3.00
	2022Q4	22135	CAMDEN	NHP-0130 (328)	5,180	\$2.00	\$3.00	\$3.25	\$3.00
		22135	CAMDEN	NHP-0130 (328)	41,310	\$2.00	\$3.00	\$3.25	\$3.00
		22135	CAMDEN	NHP-0130 (328)	418,420	\$2.00	\$3.00	\$3.25	\$3.00
-----									
CONCRETE FOOTING / CY									
504015P	2022Q2	22125	BURLINGTON	NHP-D00S (589)	2	\$3,700	\$3,800	\$7,400	\$1,000
		22124	CUMBERLAND	NHP-0555 (303)	45	\$1,800	\$1,500	\$2,230	\$650.00
	2022Q4	22135	CAMDEN	NHP-0130 (328)	240	\$825	\$3,000	\$1,350	\$900.00
-----									
CONCRETE WING WALL / CY									
504018P	2022Q2	22124	CUMBERLAND	NHP-0555 (303)	10	\$9,500	\$3,400	\$12,600	\$2,800
-----									
CONCRETE ABUTMENT WALL / CY									
504024P	2022Q2	22124	CUMBERLAND	NHP-0555 (303)	71	\$3,800	\$1,650	\$4,250	\$1,150
	2022Q4	22135	CAMDEN	NHP-0130 (328)	260	\$1,700	\$3,500	\$2,250	\$2,000
-----									
CONCRETE PIER COLUMN AND CAP / CY									
504027P	2022Q2	22124	CUMBERLAND	NHP-0555 (303)	21	\$3,100	\$4,000	\$5,930	\$2,100
	2022Q4	22135	CAMDEN	NHP-0130 (328)	160	\$2,400	\$6,000	\$2,950	\$2,400
-----									
CONCRETE SEAL / CY									
504029P	2022Q4	22135	CAMDEN	NHP-0130 (328)	510	\$200	\$1,200	\$425	\$350.00
-----									
CONCRETE PIER SHAFT / CY									
504030P	2022Q4	22135	CAMDEN	NHP-0130 (328)	290	\$1,000	\$4,000	\$1,975	\$1,500

HISTORICAL BID PRICE LISTING  
BY REGION

REGION: S

PAY ITEM	CALENDAR QUARTER	CONTRACT NUMBER	COUNTY LOCATION	PROJECT DESCRIPTION	BID QUANTITY	AWARD PRICE	SECOND BIDDER	THIRD BIDDER	ESTIMATE
-----									
EPOXY WATERPROOFING / SY									
504036P	2022Q2	22124	CUMBERLAND	NHP-0555 (303)	86	\$135.00	\$97.50	\$63.75	\$115.00
	2022Q4	22135	CAMDEN	NHP-0130 (328)	20	\$200.00	\$400.00	\$175.00	\$75.00
	2023Q1	22473	CAMDEN	0676302	1,340	\$50.00	\$55.00	\$65.00	\$180.00
-----									
CONCRETE SURFACE TREATMENT / SY									
504040P	2022Q4	22135	CAMDEN	NHP-0130 (328)	200	\$65.00	\$170.00	\$75.00	\$65.00
-----									
CONCRETE STAINING / SY									
504048P	2022Q4	22135	CAMDEN	NHP-0130 (328)	40	\$22.50	\$110.00	\$28.00	\$30.00
		22135	CAMDEN	NHP-0130 (328)	270	\$22.50	\$110.00	\$28.00	\$30.00
		22135	CAMDEN	NHP-0130 (328)	450	\$23.00	\$110.00	\$28.00	\$30.00
		22135	CAMDEN	NHP-0130 (328)	1,030	\$22.50	\$104.00	\$28.00	\$30.00
-----									
CONCRETE PYLON / LF									
504053P	2022Q2	22125	BURLINGTON	NHP-D00S (589)	4	\$3,800	\$2,000	\$3,050	\$1,500

HISTORICAL BID PRICE LISTING  
BY REGION

REGION: S

PAY ITEM	CALENDAR QUARTER	CONTRACT NUMBER	COUNTY LOCATION	PROJECT DESCRIPTION	BID QUANTITY	AWARD PRICE	SECOND BIDDER	THIRD BIDDER	ESTIMATE
-----									
STRUCTURAL STEEL / LS									
506003P	2022Q2	22124	CUMBERLAND	NHP-0555 (303)	1	\$3,077,000	\$2,341,000	\$2,464,600	\$2,000,000
	2022Q4	22135	CAMDEN	NHP-0130 (328)	1	\$8,650,000	\$5,050,969	\$9,795,000	\$5,300,000
-----									
REINFORCED ELASTOMERIC BEARING ASSEMBLY / U									
506006P	2022Q2	22124	CUMBERLAND	NHP-0555 (303)	27	\$5,000	\$5,000	\$4,080	\$2,500
	2022Q4	22135	CAMDEN	NHP-0130 (328)	24	\$6,000	\$7,000	\$6,000	\$2,700
-----									
ELASTOMERIC BEARING ASSEMBLY / U									
506007M	2022Q4	22135	CAMDEN	NHP-0130 (328)	24	\$4,000	\$5,000	\$1,850	\$1,000
-----									
SHEAR CONNECTOR / U									
506012P	2022Q2	22124	CUMBERLAND	NHP-0555 (303)	6,642	\$5.00	\$1.00	\$7.60	\$5.00
	2022Q4	22135	CAMDEN	NHP-0130 (328)	11,568	\$5.75	\$6.25	\$8.00	\$8.00
-----									
LUBRICATE BEARING / U									
506013P	2023Q1	22473	CAMDEN	0676302	278	\$50.00	\$100.00	\$100.00	\$270.00
-----									
TEMPORARY BEAM / LS									
506070P	2022Q4	22135	CAMDEN	NHP-0130 (328)	1	\$300,000	\$500,000	\$425,000	\$200,000

HISTORICAL BID PRICE LISTING  
BY REGION

REGION: S

PAY ITEM	CALENDAR QUARTER	CONTRACT NUMBER	COUNTY LOCATION	PROJECT DESCRIPTION	BID QUANTITY	AWARD PRICE	SECOND BIDDER	THIRD BIDDER	ESTIMATE
-----									
STRIP SEAL EXPANSION JOINT ASSEMBLY / LF									
507015P	2022Q2	22124	CUMBERLAND	NHP-0555 (303)	124	\$725.00	\$750.00	\$797.00	\$350.00
	2022Q4	22135	CAMDEN	NHP-0130 (328)	184	\$700	\$600	\$1,050	\$475.00
-----									
CONCRETE BRIDGE DECK, HPC / CY									
507024P	2022Q2	22124	CUMBERLAND	NHP-0555 (303)	421	\$1,100	\$1,450	\$1,260	\$1,125
	2022Q4	22135	CAMDEN	NHP-0130 (328)	840	\$1,300	\$1,250	\$2,650	\$1,800
-----									
DATE PANEL / U									
507027M	2022Q2	22125	BURLINGTON	NHP-D00S (589)	1	\$500	\$2,500	\$750	\$2,000
		22125	BURLINGTON	NHP-D00S (589)	1	\$500	\$2,500	\$750	\$2,000
		22124	CUMBERLAND	NHP-0555 (303)	2	\$1,800	\$450	\$557	\$2,500
-----									
CONCRETE BRIDGE SIDEWALK / CY									
507030P	2022Q2	22125	BURLINGTON	NHP-D00S (589)	3	\$4,900	\$2,500	\$7,500	\$2,000
		22125	BURLINGTON	NHP-D00S (589)	3	\$4,900	\$2,500	\$7,500	\$2,000
		22125	BURLINGTON	NHP-D00S (589)	6	\$2,700	\$2,500	\$5,350	\$2,000
-----									
CONCRETE BRIDGE SIDEWALK, HPC / CY									
507033P	2022Q2	22124	CUMBERLAND	NHP-0555 (303)	84	\$600	\$1,300	\$1,050	\$1,000
	2022Q4	22135	CAMDEN	NHP-0130 (328)	102	\$900	\$1,200	\$1,350	\$750.00
-----									
CONCRETE BRIDGE PARAPET / LF									
507036P	2022Q2	22125	BURLINGTON	NHP-D00S (589)	13	\$1,200	\$1,250	\$2,850	\$1,200
-----									
BARRIER PARAPET MODIFICATIONS / LF									
507037P	2022Q2	22125	BURLINGTON	NHP-D00S (589)	13	\$1,300	\$1,250	\$2,850	\$1,500

HISTORICAL BID PRICE LISTING  
BY REGION

REGION: S

PAY ITEM	CALENDAR QUARTER	CONTRACT NUMBER	COUNTY LOCATION	PROJECT DESCRIPTION	BID QUANTITY	AWARD PRICE	SECOND BIDDER	THIRD BIDDER	ESTIMATE
-----									
BARRIER PARAPET MODIFICATIONS / LF									
507037P	(cont)	22125	BURLINGTON	NHP-D00S (589)	26	\$1,300	\$1,250	\$2,150	\$1,500
		22125	BURLINGTON	NHP-D00S (589)	26	\$1,300	\$1,250	\$2,150	\$1,500
		22125	BURLINGTON	NHP-D00S (589)	55	\$1,000	\$1,250	\$2,050	\$1,500
		22125	BURLINGTON	NHP-D00S (589)	62	\$875	\$1,250	\$1,900	\$1,500
-----									
CONCRETE BRIDGE PARAPET WITH MOMENT SLAB / LF									
507038P	2022Q4	22135	CAMDEN	NHP-0130 (328)	31	\$600	\$1,050	\$1,150	\$750.00
		22135	CAMDEN	NHP-0130 (328)	60	\$600.00	\$800.00	\$650.00	\$750.00
		22135	CAMDEN	NHP-0130 (328)	481	\$600.00	\$960.00	\$650.00	\$750.00
-----									
CONCRETE BRIDGE PARAPET, HPC / LF									
507039P	2022Q2	22124	CUMBERLAND	NHP-0555 (303)	480	\$280.00	\$175.00	\$296.00	\$500.00
	2022Q4	22135	CAMDEN	NHP-0130 (328)	1,440	\$300.00	\$275.00	\$265.00	\$300.00
-----									
CONCRETE SLEEPER SLAB / CY									
507050M	2022Q2	22124	CUMBERLAND	NHP-0555 (303)	72	\$1,400	\$1,100	\$1,300	\$900.00
	2022Q4	22135	CAMDEN	NHP-0130 (328)	96	\$1,050	\$1,550	\$950	\$1,000
-----									
CONCRETE BRIDGE RELIEF SLAB / SY									
507054P	2022Q2	22124	CUMBERLAND	NHP-0555 (303)	156	\$600.00	\$550.00	\$443.00	\$600.00
	2022Q4	22135	CAMDEN	NHP-0130 (328)	245	\$450.00	\$625.00	\$425.00	\$350.00
-----									
STEEL 1 BAR BRIDGE RAILING / LF									
507082P	2022Q4	22135	CAMDEN	NHP-0130 (328)	51	\$141.00	\$130.00	\$225.00	\$180.00
		22135	CAMDEN	NHP-0130 (328)	471	\$141.00	\$185.00	\$225.00	\$180.00

HISTORICAL BID PRICE LISTING  
BY REGION

REGION: S

PAY ITEM	CALENDAR QUARTER	CONTRACT NUMBER	COUNTY LOCATION	PROJECT DESCRIPTION	BID QUANTITY	AWARD PRICE	SECOND BIDDER	THIRD BIDDER	ESTIMATE
STEEL 1 BAR BRIDGE RAILING / LF									
507082P	(cont)	22135	CAMDEN	NHP-0130 (328)	734	\$141.00	\$190.00	\$225.00	\$180.00

HISTORICAL BID PRICE LISTING  
 BY REGION

REGION: S

PAY ITEM	CALENDAR QUARTER	CONTRACT NUMBER	COUNTY LOCATION	PROJECT DESCRIPTION	BID QUANTITY	AWARD PRICE	SECOND BIDDER	THIRD BIDDER	ESTIMATE
TEMPORARY CONCRETE MOMENT SLAB / CY	2022Q4	22135	CAMDEN	NHP-0130 (328)	47	\$750	\$2,300	\$1,400	\$800.00



HISTORICAL BID PRICE LISTING  
 BY REGION

REGION: S

PAY ITEM	CALENDAR QUARTER	CONTRACT NUMBER	COUNTY LOCATION	PROJECT DESCRIPTION	BID QUANTITY	AWARD PRICE	SECOND BIDDER	THIRD BIDDER	ESTIMATE
SCUPPER / U									
508006M	2022Q4	22135	CAMDEN	NHP-0130 (328)	2	\$3,200	\$7,000	\$4,500	\$3,500
-----									
10" STEEL ALLOY PIPE / LF									
508012P	2022Q4	22135	CAMDEN	NHP-0130 (328)	16	\$450	\$790	\$1,200	\$330.00

HISTORICAL BID PRICE LISTING  
 BY REGION

REGION: S

PAY ITEM	CALENDAR QUARTER	CONTRACT NUMBER	COUNTY LOCATION	PROJECT DESCRIPTION	BID QUANTITY	AWARD PRICE	SECOND BIDDER	THIRD BIDDER	ESTIMATE
CHAIN-LINK FENCE, TYPE IV / LF									
509083P	2022Q2	22124	CUMBERLAND	NHP-0555 (303)	460	\$185.00	\$285.00	\$365.00	\$400.00
	2022Q4	22135	CAMDEN	NHP-0130 (328)	640	\$175.00	\$275.00	\$350.00	\$180.00

HISTORICAL BID PRICE LISTING  
 BY REGION

REGION: S

PAY ITEM	CALENDAR QUARTER	CONTRACT NUMBER	COUNTY LOCATION	PROJECT DESCRIPTION	BID QUANTITY	AWARD PRICE	SECOND BIDDER	THIRD BIDDER	ESTIMATE
BRIDGE COMB RAILING (1 RAIL, STEEL) / LF									
509150P	2022Q2	22124	CUMBERLAND	NHP-0555(303)	460	\$165.00	\$165.00	\$235.00	\$300.00

HISTORICAL BID PRICE LISTING  
 BY REGION

REGION: S

PAY ITEM	CALENDAR QUARTER	CONTRACT NUMBER	COUNTY LOCATION	PROJECT DESCRIPTION	BID QUANTITY	AWARD PRICE	SECOND BIDDER	THIRD BIDDER	ESTIMATE
TIDE CLEARANCE GAUGE / U									
511019M	2022Q4	22135	CAMDEN	NHP-0130 (328)	2	\$20,000	\$6,000	\$6,500	\$5,000
-----									
FENDER SYSTEM / LF									
511020P	2022Q4	22135	CAMDEN	NHP-0130 (328)	316	\$6,500	\$6,000	\$8,750	\$4,250

HISTORICAL BID PRICE LISTING  
BY REGION

REGION: S

PAY ITEM	CALENDAR QUARTER	CONTRACT NUMBER	COUNTY LOCATION	PROJECT DESCRIPTION	BID QUANTITY	AWARD PRICE	SECOND BIDDER	THIRD BIDDER	ESTIMATE
-----									
RETAINING WALL, LOCATION NO. ____ / SF									
513003P	2022Q4	22135	CAMDEN	NHP-0130 (328)	1,720	\$70.00	\$135.00	\$135.00	\$150.00
		22135	CAMDEN	NHP-0130 (328)	13,480	\$75.00	\$125.00	\$135.00	\$150.00
		22135	CAMDEN	NHP-0130 (328)	26,480	\$93.00	\$135.00	\$175.00	\$150.00
-----									
RETAINING WALL, CAST-IN-PLACE, LOCATION / SF									
513006P	2022Q4	22135	CAMDEN	NHP-0130 (328)	430	\$350.00	\$510.00	\$415.00	\$95.00
		22135	CAMDEN	NHP-0130 (328)	920	\$185.00	\$350.00	\$245.00	\$95.00
		22135	CAMDEN	NHP-0130 (328)	2,650	\$200.00	\$250.00	\$250.00	\$95.00
		22135	CAMDEN	NHP-0130 (328)	3,700	\$200.00	\$425.00	\$245.00	\$95.00
-----									
LANDSCAPE RETAINING WALL / SF									
513015P	2022Q2	22103	BURLINGTON	NHP-0206 (333)	208	\$175.00	\$110.00	\$150.00	\$250.00
		22103	BURLINGTON	NHP-0206 (333)	231	\$175.00	\$96.00	\$150.00	\$250.00
		22103	BURLINGTON	NHP-0206 (333)	957	\$175.00	\$84.00	\$150.00	\$200.00

HISTORICAL BID PRICE LISTING  
 BY REGION

REGION: S

PAY ITEM	CALENDAR QUARTER	CONTRACT NUMBER	COUNTY LOCATION	PROJECT DESCRIPTION	BID QUANTITY	AWARD PRICE	SECOND BIDDER	THIRD BIDDER	ESTIMATE
PERMANENT GROUND ANCHOR / U	2022Q4	22135	CAMDEN	NHP-0130 (328)	2,675	\$1,200	\$2,500	\$1,950	\$650.00

HISTORICAL BID PRICE LISTING  
 BY REGION

REGION: S

PAY ITEM	CALENDAR QUARTER	CONTRACT NUMBER	COUNTY LOCATION	PROJECT DESCRIPTION	BID QUANTITY	AWARD PRICE	SECOND BIDDER	THIRD BIDDER	ESTIMATE
-----	-----	-----	-----	-----	-----	-----	-----	-----	-----
HEADER RECONSTRUCTION / LF									
551021M	2022Q2	22125	BURLINGTON	NHP-D00S (589)	4	\$3,800	\$1,250	\$8,000	\$1,500
		22125	BURLINGTON	NHP-D00S (589)	6	\$2,100	\$1,250	\$5,350	\$1,500

HISTORICAL BID PRICE LISTING  
 BY REGION

REGION: S

PAY ITEM	CALENDAR QUARTER	CONTRACT NUMBER	COUNTY LOCATION	PROJECT DESCRIPTION	BID QUANTITY	AWARD PRICE	SECOND BIDDER	THIRD BIDDER	ESTIMATE
-----	-----	-----	-----	-----	-----	-----	-----	-----	-----
PRESSURE INJECTION, CONCRETE CRACKS / LF									
552003M	2022Q2	22124	CUMBERLAND	NHP-0555 (303)	10	\$350.00	\$430.00	\$471.00	\$125.00



HISTORICAL BID PRICE LISTING  
 BY REGION

REGION: S

PAY ITEM	CALENDAR QUARTER	CONTRACT NUMBER	COUNTY LOCATION	PROJECT DESCRIPTION	BID QUANTITY	AWARD PRICE	SECOND BIDDER	THIRD BIDDER	ESTIMATE
SUBSTRUCTURE CONCRETE REPAIR / SF									
555003M	2022Q2	22124	CUMBERLAND	NHP-0555 (303)	225	\$500.00	\$675.00	\$463.00	\$1,000
	2023Q1	22473	CAMDEN	0676302	400	\$45.00	\$285.00	\$285.00	\$350.00

HISTORICAL BID PRICE LISTING  
BY REGION

REGION: S

PAY ITEM	CALENDAR QUARTER	CONTRACT NUMBER	COUNTY LOCATION	PROJECT DESCRIPTION	BID QUANTITY	AWARD PRICE	SECOND BIDDER	THIRD BIDDER	ESTIMATE
-----									
15" REINFORCED CONCRETE PIPE / LF									
601122P	2022Q2	22103	BURLINGTON	NHP-0206(333)	2,443	\$85.00	\$100.00	\$120.00	\$50.00
-----									
18" REINFORCED CONCRETE PIPE / LF									
601124P	2022Q2	22103	BURLINGTON	NHP-0206(333)	1,463	\$86.00	\$110.00	\$130.00	\$70.00
	2022Q4	22135	CAMDEN	NHP-0130(328)	1,328	\$250.00	\$190.00	\$225.00	\$125.00
-----									
24" REINFORCED CONCRETE PIPE / LF									
601128P	2022Q2	22103	BURLINGTON	NHP-0206(333)	831	\$110.00	\$120.00	\$140.00	\$105.00
-----									
30" REINFORCED CONCRETE PIPE / LF									
601132P	2022Q2	22103	BURLINGTON	NHP-0206(333)	172	\$150.00	\$135.00	\$175.00	\$140.00
-----									
18" REINFORCED CONCRETE PIPE, CLASS IV / LF									
601160P	2022Q2	22103	BURLINGTON	NHP-0206(333)	96	\$95.00	\$124.00	\$150.00	\$150.00
-----									
24" REINFORCED CONCRETE PIPE, CLASS IV / LF									
601164P	2022Q2	22103	BURLINGTON	NHP-0206(333)	74	\$135.51	\$125.00	\$160.00	\$74.00

HISTORICAL BID PRICE LISTING  
 BY REGION

REGION: S

PAY ITEM	CALENDAR QUARTER	CONTRACT NUMBER	COUNTY LOCATION	PROJECT DESCRIPTION	BID QUANTITY	AWARD PRICE	SECOND BIDDER	THIRD BIDDER	ESTIMATE
-----									
18" REINFORCED CONCRETE END SECTION / U									
601372M	2022Q2	22103	BURLINGTON	NHP-0206(333)	1	\$1,800	\$2,028	\$3,000	\$1,500
-----									
24" REINFORCED CONCRETE END SECTION / U									
601376M	2022Q2	22103	BURLINGTON	NHP-0206(333)	2	\$2,000	\$3,010	\$4,000	\$2,500

HISTORICAL BID PRICE LISTING  
 BY REGION

REGION: S

PAY ITEM	CALENDAR QUARTER	CONTRACT NUMBER	COUNTY LOCATION	PROJECT DESCRIPTION	BID QUANTITY	AWARD PRICE	SECOND BIDDER	THIRD BIDDER	ESTIMATE
8" PERFORATED HD POLYETHYLENE PIPE / LF									
601419P	2022Q2	22124	CUMBERLAND	NHP-0555 (303)	200	\$75.00	\$60.00	\$40.75	\$60.00
	2022Q4	22135	CAMDEN	NHP-0130 (328)	300	\$100.00	\$75.00	\$80.00	\$35.00

HISTORICAL BID PRICE LISTING  
BY REGION

REGION: S

PAY ITEM	CALENDAR QUARTER	CONTRACT NUMBER	COUNTY LOCATION	PROJECT DESCRIPTION	BID QUANTITY	AWARD PRICE	SECOND BIDDER	THIRD BIDDER	ESTIMATE
-----									
CLEANING EXISTING PIPE, 12" TO 24" DIAME / LF									
601670M	2022Q2	22103	BURLINGTON	NHP-0206(333)	400	\$12.50	\$12.00	\$10.00	\$20.00
	2022Q4	22135	CAMDEN	NHP-0130(328)	318	\$13.00	\$19.00	\$15.00	\$12.00
	2023Q1	23407	BURLINGTON	STATE	113	\$30.00	\$36.00	\$8.00	\$30.00
		23408	BURLINGTON	STATE	200	\$40.00	\$20.00	\$7.75	\$30.00
-----									
CLEANING EXISTING PIPE, OVER 24" TO 48" / LF									
601672M	2022Q4	22135	CAMDEN	NHP-0130(328)	264	\$31.00	\$45.00	\$35.00	\$14.00
-----									
16" DUCTILE IRON PIPE / LF									
601680M	2022Q4	22135	CAMDEN	NHP-0130(328)	33	\$250.00	\$250.00	\$350.00	\$160.00
-----									
18" DUCTILE IRON PIPE / LF									
601681M	2022Q4	22135	CAMDEN	NHP-0130(328)	898	\$265.00	\$275.00	\$300.00	\$172.00
-----									
24" DUCTILE IRON PIPE / LF									
601682M	2022Q4	22135	CAMDEN	NHP-0130(328)	423	\$330.00	\$330.00	\$400.00	\$205.00
-----									
30" DUCTILE IRON PIPE / LF									
601683M	2022Q4	22135	CAMDEN	NHP-0130(328)	213	\$450.00	\$540.00	\$700.00	\$265.00

HISTORICAL BID PRICE LISTING  
 BY REGION

REGION: S

PAY ITEM	CALENDAR QUARTER	CONTRACT NUMBER	COUNTY LOCATION	PROJECT DESCRIPTION	BID QUANTITY	AWARD PRICE	SECOND BIDDER	THIRD BIDDER	ESTIMATE
-----									
36" DUCTILE IRON PIPE / LF									
601741M	2022Q4	22135	CAMDEN	NHP-0130 (328)	103	\$750	\$690	\$1,000	\$310.00
-----									
42" DUCTILE IRON PIPE / LF									
601742M	2022Q4	22135	CAMDEN	NHP-0130 (328)	150	\$825	\$1,150	\$1,200	\$360.00
-----									
48" DUCTILE IRON PIPE / LF									
601743M	2022Q4	22135	CAMDEN	NHP-0130 (328)	172	\$1,100	\$1,550	\$1,500	\$440.00

HISTORICAL BID PRICE LISTING  
BY REGION

REGION: S

PAY ITEM	CALENDAR QUARTER	CONTRACT NUMBER	COUNTY LOCATION	PROJECT DESCRIPTION	BID QUANTITY	AWARD PRICE	SECOND BIDDER	THIRD BIDDER	ESTIMATE
-----									
CONCRETE HEADWALL / CY									
602006P	2022Q2	22103	BURLINGTON	NHP-0206(333)	4	\$1,500	\$1,055	\$1,400	\$1,500
	2022Q4	22135	CAMDEN	NHP-0130(328)	16	\$1,800	\$30,000	\$2,700	\$2,000
-----									
INLET, TYPE A / U									
602009M	2022Q4	22135	CAMDEN	NHP-0130(328)	1	\$5,600	\$3,500	\$7,500	\$3,000
-----									
SPECIAL INLET, TYPE B / U									
602011M	2022Q4	22135	CAMDEN	NHP-0130(328)	2	\$35,000	\$24,000	\$30,000	\$14,500
-----									
INLET, TYPE B / U									
602012M	2022Q2	22103	BURLINGTON	NHP-0206(333)	40	\$5,000	\$5,200	\$8,000	\$8,000
	2022Q4	22135	CAMDEN	NHP-0130(328)	34	\$7,700	\$7,000	\$10,000	\$4,600
-----									
INLET, TYPE DOUBLE B / U									
602013M	2022Q2	22103	BURLINGTON	NHP-0206(333)	13	\$7,900	\$9,160	\$11,000	\$5,000
	2022Q4	22135	CAMDEN	NHP-0130(328)	4	\$11,000	\$9,500	\$12,000	\$8,000
-----									
INLET, TYPE E / U									
602018M	2022Q2	22103	BURLINGTON	NHP-0206(333)	22	\$5,000	\$5,200	\$8,000	\$5,000
	2022Q4	22135	CAMDEN	NHP-0130(328)	8	\$7,400	\$7,000	\$10,000	\$3,000
-----									
INLET, TYPE DOUBLE E / U									
602019M	2022Q2	22103	BURLINGTON	NHP-0206(333)	7	\$7,000	\$8,450	\$11,000	\$5,000

HISTORICAL BID PRICE LISTING  
BY REGION

REGION: S

PAY ITEM	CALENDAR QUARTER	CONTRACT NUMBER	COUNTY LOCATION	PROJECT DESCRIPTION	BID QUANTITY	AWARD PRICE	SECOND BIDDER	THIRD BIDDER	ESTIMATE
-----									
INLET, TYPE B-2 / U									
602027M	2022Q2	22103	BURLINGTON	NHP-0206(333)	1	\$5,500	\$6,918	\$15,000	\$7,500
-----									
INLET, TYPE D-1 / U									
602030M	2022Q4	22135	CAMDEN	NHP-0130(328)	2	\$12,000	\$13,000	\$12,500	\$5,000
-----									
STORM DRAIN MARKER / U									
602031M	2023Q1	23407	BURLINGTON	STATE	1	\$100.00	\$50.00	\$50.00	\$116.57
-----									
INLET, TYPE B MODIFIED / U									
602045M	2022Q2	22125	BURLINGTON	NHP-D00S(589)	1	\$8,000	\$9,500	\$8,650	\$5,500
	2022Q4	22135	CAMDEN	NHP-0130(328)	10	\$7,600	\$7,900	\$10,000	\$5,200
-----									
MANHOLE, 4' DIAMETER / U									
602054M	2022Q2	22103	BURLINGTON	NHP-0206(333)	5	\$5,500	\$6,470	\$8,000	\$4,036
	2022Q4	22135	CAMDEN	NHP-0130(328)	5	\$8,100	\$9,000	\$14,000	\$5,500
-----									
MANHOLE, 5' DIAMETER / U									
602057M	2022Q4	22135	CAMDEN	NHP-0130(328)	2	\$12,000	\$14,000	\$15,000	\$7,500
-----									
MANHOLE, 6' DIAMETER / U									
602060M	2022Q4	22135	CAMDEN	NHP-0130(328)	3	\$12,500	\$17,000	\$22,000	\$9,000
-----									
INLET, TYPE B, USING EXISTING CASTING / U									
602066M	2022Q2	22136	CAMDEN	NHP-0042(306)	1	\$2,000	\$3,200		\$1,400



HISTORICAL BID PRICE LISTING  
 BY REGION

REGION: S

PAY ITEM	CALENDAR QUARTER	CONTRACT NUMBER	COUNTY LOCATION	PROJECT DESCRIPTION	BID QUANTITY	AWARD PRICE	SECOND BIDDER	THIRD BIDDER	ESTIMATE
RESET EXISTING CASTING / U									
602099M	2022Q3	22140	GLOUCESTER	NHP-0055 (304)	5	\$100	\$2,500		\$750.00
	2022Q4	22135	CAMDEN	NHP-0130 (328)	1	\$750	\$5,000	\$7,000	\$700.00
		22151	ATLANTIC	NHPP-0030 (368)	5	\$3,000			\$800.00

HISTORICAL BID PRICE LISTING  
BY REGION

REGION: S

PAY ITEM	CALENDAR QUARTER	CONTRACT NUMBER	COUNTY LOCATION	PROJECT DESCRIPTION	BID QUANTITY	AWARD PRICE	SECOND BIDDER	THIRD BIDDER	ESTIMATE
SET INLET TYPE A, CASTING / U									
602102M	2023Q1	23407	BURLINGTON	STATE	20	\$10.00	\$0.01	\$100.00	\$871.87
SET INLET TYPE B, CASTING / U									
602105M	2022Q2	22103	BURLINGTON	NHP-0206(333)	1	\$1,250	\$2,132	\$2,000	\$1,700
	2023Q1	23407	BURLINGTON	STATE	6	\$250	\$1,750	\$1,700	\$1,467
		23407	BURLINGTON	STATE	20	\$10.00	\$0.01	\$100.00	\$1,467
		23408	BURLINGTON	STATE	35	\$1,800	\$1,600	\$940	\$1,467
SET INLET TYPE E, CASTING / U									
602108M	2023Q1	23408	BURLINGTON	STATE	2	\$1,950	\$1,660	\$985	\$1,368
		23407	BURLINGTON	STATE	19	\$250	\$1,850	\$1,700	\$1,374
		23407	BURLINGTON	STATE	20	\$10.00	\$0.01	\$100.00	\$1,374
SET INLET TYPE ES, CASTING / U									
602111M	2023Q1	23408	BURLINGTON	STATE	2	\$3,150	\$3,650	\$985	\$2,159
		23407	BURLINGTON	STATE	5	\$10.00	\$0.01	\$100.00	\$2,204
		23407	BURLINGTON	STATE	6	\$250	\$3,025	\$2,200	\$2,206
SET MANHOLE CASTING / U									
602114M	2023Q1	23407	BURLINGTON	STATE	10	\$10.00	\$0.01	\$100.00	\$951.38
		23407	BURLINGTON	STATE	12	\$250	\$1,000	\$1,000	\$952.38
		23408	BURLINGTON	STATE	57	\$1,125	\$1,269	\$535	\$952.38
SET SQUARE FRAMED MANHOLE CASTING, CIRCU / U									
602117M	2022Q2	22103	BURLINGTON	NHP-0206(333)	1	\$1,800	\$2,310	\$4,000	\$2,050
RECONSTRUCTED INLET, TYPE B, USING EXIST / U									
602123M	2022Q2	22103	BURLINGTON	NHP-0206(333)	1	\$1,000	\$2,155	\$1,500	\$950.00

HISTORICAL BID PRICE LISTING  
BY REGION

REGION: S

PAY ITEM	CALENDAR QUARTER	CONTRACT NUMBER	COUNTY LOCATION	PROJECT DESCRIPTION	BID QUANTITY	AWARD PRICE	SECOND BIDDER	THIRD BIDDER	ESTIMATE
RECONSTRUCTED INLET, TYPE ____, NEW CAST / U									
602149M	2022Q4	22135	CAMDEN	NHP-0130 (328)	2	\$3,500	\$3,200	\$3,500	\$3,000
RECONSTRUCTED INLET, TYPE A, USING NEW C / U									
602150M	2023Q1	23407	BURLINGTON	STATE	10	\$10.00	\$0.01	\$150.00	\$1,453
RECONSTRUCTED INLET, TYPE B, USING NEW C / U									
602153M	2023Q1	23407	BURLINGTON	STATE	9	\$500	\$1,925	\$2,000	\$2,091
		23408	BURLINGTON	STATE	17	\$2,000	\$2,230	\$1,835	\$2,152
		23407	BURLINGTON	STATE	20	\$10.00	\$0.01	\$150.00	\$2,091
RECONSTRUCTED INLET, TYPE E, USING NEW C / U									
602159M	2022Q2	22103	BURLINGTON	NHP-0206 (333)	1	\$1,700	\$3,305	\$2,000	\$2,500
		2023Q1	23408	BURLINGTON	STATE	3	\$2,150	\$2,330	\$1,880
	23407		BURLINGTON	STATE	10	\$10.00	\$0.01	\$150.00	\$1,936
	23407		BURLINGTON	STATE	16	\$500	\$2,050	\$2,000	\$1,936
RECONSTRUCTED INLET, TYPE ES, USING NEW / U									
602160M	2023Q1	23407	BURLINGTON	STATE	4	\$500	\$3,025	\$2,900	\$3,831
		23408	BURLINGTON	STATE	4	\$3,150	\$4,300	\$1,880	\$4,025
RECONSTRUCTED MANHOLE, USING NEW CASTING / U									
602183M	2023Q1	23407	BURLINGTON	STATE	5	\$10.00	\$0.01	\$150.00	\$1,428

HISTORICAL BID PRICE LISTING  
BY REGION

REGION: S

PAY ITEM	CALENDAR QUARTER	CONTRACT NUMBER	COUNTY LOCATION	PROJECT DESCRIPTION	BID QUANTITY	AWARD PRICE	SECOND BIDDER	THIRD BIDDER	ESTIMATE
BICYCLE SAFE GRATE / U									
602210M	2022Q2	22111	BURLINGTON	NHP-0068 (301)	1	\$1,500			\$501.00
		22136	CAMDEN	NHP-0042 (306)	1	\$500.00	\$475.00		\$1,200
	2023Q1	23407	BURLINGTON	STATE	4	\$500.00	\$350.00	\$350.00	\$562.01
		23407	BURLINGTON	STATE	100	\$2.00	\$0.01	\$10.00	\$562.01
-----									
CURB PIECE / U									
602213M	2022Q2	22124	CUMBERLAND	NHP-0555 (303)	1	\$500.00	\$875.00	\$550.00	\$600.00
		22130	CAPE MAY	NHP-0083 (300)	1	\$3,000			\$515.00
		22125	BURLINGTON	NHP-D00S (589)	25	\$475	\$750	\$1,400	\$385.00
		22136	CAMDEN	NHP-0042 (306)	40	\$350.00	\$750.00		\$520.00
	2022Q3	22140	GLOUCESTER	NHP-0055 (304)	3	\$300	\$1,200		\$600.00
	2023Q1	23408	BURLINGTON	STATE	2	\$500.00	\$794.60	\$365.00	\$550.30
		23407	BURLINGTON	STATE	125	\$2.00	\$0.01	\$10.00	\$550.29
	-----								
CLEANING DRAINAGE STRUCTURE / U									
602216M	2022Q4	22135	CAMDEN	NHP-0130 (328)	1	\$300.00	\$450.00	\$400.00	\$300.00
		22139	GLOUCESTER	NHP-0040 (318)	9	\$250.00	\$350.00	\$700.00	\$500.00
	2023Q1	23407	BURLINGTON	STATE	1	\$500	\$1,100	\$300	\$490.89
		23408	BURLINGTON	STATE	7	\$425.00	\$550.00	\$350.00	\$498.96
		23407	BURLINGTON	STATE	50	\$1.00	\$0.01	\$10.00	\$490.57
	-----								
OUTLET CONTROL STRUCTURE / U									
602223M	2022Q2	22103	BURLINGTON	NHP-0206 (333)	3	\$12,500	\$7,565	\$20,000	\$9,392
-----									
JUNCTION CHAMBER / U									
602226M	2022Q4	22135	CAMDEN	NHP-0130 (328)	2	\$60,000	\$45,000	\$60,000	\$24,000

HISTORICAL BID PRICE LISTING  
 BY REGION

REGION: S

PAY ITEM	CALENDAR CONTRACT QUARTER NUMBER	COUNTY LOCATION	PROJECT DESCRIPTION	BID QUANTITY	AWARD PRICE	SECOND BIDDER	THIRD BIDDER	ESTIMATE
-----								
MANUFACTURED TREATMENT DEVICE / U								
602229M	2022Q4 22135	CAMDEN	NHP-0130 (328)	3	\$66,000	\$48,000	\$60,000	\$55,000
-----								
42" TIDE CONTROL CHECK VALVE, INLINE / U								
602295M	2022Q4 22135	CAMDEN	NHP-0130 (328)	1	\$32,000	\$34,000	\$42,000	\$30,000

HISTORICAL BID PRICE LISTING  
 BY REGION

REGION: S

PAY ITEM	CALENDAR QUARTER	CONTRACT NUMBER	COUNTY LOCATION	PROJECT DESCRIPTION	BID QUANTITY	AWARD PRICE	SECOND BIDDER	THIRD BIDDER	ESTIMATE
48" TIDE CONTROL CHECK VALVE, INLINE / U									
602316M	2022Q4	22135	CAMDEN	NHP-0130 (328)	1	\$47,000	\$45,000	\$60,000	\$40,000
-----									
TRASH RACK / U									
602336M	2022Q4	22135	CAMDEN	NHP-0130 (328)	2	\$12,000	\$15,000	\$9,000	\$3,600

HISTORICAL BID PRICE LISTING  
BY REGION

REGION: S

PAY ITEM	CALENDAR QUARTER	CONTRACT NUMBER	COUNTY LOCATION	PROJECT DESCRIPTION	BID QUANTITY	AWARD PRICE	SECOND BIDDER	THIRD BIDDER	ESTIMATE
CONCRETE SLOPE PROTECTION, REINFORCED, 4 / SY									
603015P	2022Q4	22135	CAMDEN	NHP-0130 (328)	460	\$90.00	\$580.00	\$550.00	\$300.00
RIPRAP STONE CHANNEL PROTECTION, 12" THI / SY									
603036P	2022Q2	22103	BURLINGTON	NHP-0206 (333)	119	\$55.00	\$41.00	\$150.00	\$200.00
	2022Q4	22135	CAMDEN	NHP-0130 (328)	127	\$105.00	\$85.00	\$100.00	\$100.00
ARTICULATED CONCRETE BLOCK MATTING, CLOS / SY									
603070P	2022Q4	22135	CAMDEN	NHP-0130 (328)	6,461	\$240.00	\$300.00	\$325.00	\$200.00

HISTORICAL BID PRICE LISTING  
 BY REGION

REGION: S

PAY ITEM	CALENDAR QUARTER	CONTRACT NUMBER	COUNTY LOCATION	PROJECT DESCRIPTION	BID QUANTITY	AWARD PRICE	SECOND BIDDER	THIRD BIDDER	ESTIMATE
-----	-----	-----	-----	-----	-----	-----	-----	-----	-----
CONCRETE LOW FLOW CHANNEL / CY									
603140P	2022Q4	22135	CAMDEN	NHP-0130 (328)	66	\$1,100	\$530	\$750	\$450.00



HISTORICAL BID PRICE LISTING  
BY REGION

REGION: S

PAY ITEM -----	CALENDAR CONTRACT QUARTER NUMBER -----	COUNTY LOCATION -----	PROJECT DESCRIPTION -----	BID QUANTITY -----	AWARD PRICE -----	SECOND BIDDER -----	THIRD BIDDER -----	ESTIMATE -----
GABION CHANNEL LINING / CY								
604012P	2022Q4 22135	CAMDEN	NHP-0130 (328)	71	\$750.00	\$280.00	\$350.00	\$380.00

HISTORICAL BID PRICE LISTING  
 BY REGION

REGION: S

PAY ITEM	CALENDAR QUARTER	CONTRACT NUMBER	COUNTY LOCATION	PROJECT DESCRIPTION	BID QUANTITY	AWARD PRICE	SECOND BIDDER	THIRD BIDDER	ESTIMATE
-----									
CHAIN-LINK FENCE, PVC-COATED STEEL, 6' H / LF									
605027P	2022Q4	22135	CAMDEN	NHP-0130 (328)	1,835	\$27.00	\$53.00	\$55.00	\$70.00
-----									
CHAIN-LINK FENCE, 10' HIGH / LF									
605054P	2022Q2	22125	BURLINGTON	NHP-D00S (589)	157	\$60.00	\$150.00	\$165.00	\$60.00
-----									
GATE, CHAIN-LINK FENCE, ALUMINUM COATED / U									
605072M	2022Q2	22125	BURLINGTON	NHP-D00S (589)	1	\$3,000	\$3,800	\$7,000	\$520.00

HISTORICAL BID PRICE LISTING  
 BY REGION

REGION: S

PAY ITEM	CALENDAR QUARTER	CONTRACT NUMBER	COUNTY LOCATION	PROJECT DESCRIPTION	BID QUANTITY	AWARD PRICE	SECOND BIDDER	THIRD BIDDER	ESTIMATE
-----	-----	-----	-----	-----	-----	-----	-----	-----	-----
GATE, CHAIN-LINK FENCE, PVC-COATED STEEL / U									
605108M	2022Q4	22135	CAMDEN	NHP-0130 (328)	1	\$1,800	\$3,800	\$4,000	\$1,500

HISTORICAL BID PRICE LISTING  
BY REGION

REGION: S

PAY ITEM	CALENDAR QUARTER	CONTRACT NUMBER	COUNTY LOCATION	PROJECT DESCRIPTION	BID QUANTITY	AWARD PRICE	SECOND BIDDER	THIRD BIDDER	ESTIMATE
-----									
CONCRETE SIDEWALK, 4" THICK / SY									
606012P	2022Q2	22136	CAMDEN	NHP-0042 (306)	20	\$300.00	\$300.00		\$165.00
		22124	CUMBERLAND	NHP-0555 (303)	28	\$125.00	\$300.00	\$185.00	\$150.00
		22114	CAMDEN	NHP-0076 (207)	157	\$100.00	\$113.00	\$145.00	\$150.00
		22103	BURLINGTON	NHP-0206 (333)	521	\$100.00	\$80.00	\$120.00	\$120.00
		22132	CAMDEN	HSIP-D00S (574)	643	\$250.00	\$250.00	\$230.00	\$170.00
	2022Q4	22139	GLOUCESTER	NHP-0040 (318)	233	\$120.00	\$177.00	\$120.00	\$125.00
		22135	CAMDEN	NHP-0130 (328)	2,113	\$100.00	\$25.00	\$135.00	\$125.00
	2023Q1	23407	BURLINGTON	STATE	500	\$10.00	\$20.00	\$20.00	\$119.35
-----									
CONCRETE SIDEWALK, 6" THICK / SY									
606018P	2023Q1	23408	BURLINGTON	STATE	115	\$190.00	\$160.00	\$175.00	\$148.30
		23407	BURLINGTON	STATE	140	\$170.00	\$185.00	\$140.00	\$148.30
		23407	BURLINGTON	STATE	250	\$10.00	\$20.00	\$25.00	\$148.30
-----									
CONCRETE SIDEWALK, 8" THICK / SY									
606021P	2022Q2	22114	CAMDEN	NHP-0076 (207)	163	\$100.00	\$141.00	\$138.00	\$175.00
		22125	BURLINGTON	NHP-D00S (589)	527	\$225.00	\$400.00	\$305.00	\$140.00
-----									
HOT MIX ASPHALT DRIVEWAY, 4" THICK / SY									
606036P	2022Q2	22111	BURLINGTON	NHP-0068 (301)	200	\$145.00			\$45.00
	2022Q4	22135	CAMDEN	NHP-0130 (328)	1,060	\$46.00	\$84.00	\$60.00	\$75.00
-----									
HOT MIX ASPHALT DRIVEWAY, 6" THICK / SY									
606039P	2022Q2	22103	BURLINGTON	NHP-0206 (333)	4,395	\$60.00	\$50.00	\$90.00	\$133.00
	2022Q4	22139	GLOUCESTER	NHP-0040 (318)	142	\$100.00	\$135.00	\$100.00	\$75.00
	2023Q1	23407	BURLINGTON	STATE	250	\$2.00	\$15.00	\$20.00	\$73.01

HISTORICAL BID PRICE LISTING  
BY REGION

REGION: S

PAY ITEM	CALENDAR QUARTER	CONTRACT NUMBER	COUNTY LOCATION	PROJECT DESCRIPTION	BID QUANTITY	AWARD PRICE	SECOND BIDDER	THIRD BIDDER	ESTIMATE
-----									
HOT MIX ASPHALT DRIVEWAY, 6" THICK / SY									
606039P	(cont)	23408	BURLINGTON	STATE	562	\$95.00	\$99.59	\$100.00	\$73.01
		23407	BURLINGTON	STATE	1,194	\$40.00	\$105.00	\$50.00	\$73.01
-----									
HOT MIX ASPHALT DRIVEWAY, VARIABLE THICK / SY									
606042P	2023Q1	23407	BURLINGTON	STATE	250	\$2.00	\$10.00	\$20.00	\$59.34
		23408	BURLINGTON	STATE	482	\$25.00	\$85.04	\$150.00	\$59.34
		23407	BURLINGTON	STATE	2,745	\$30.00	\$28.00	\$40.00	\$59.34
-----									
STONE OR GRAVEL DRIVEWAY, 4" THICK / SY									
606043P	2022Q4	22139	GLOUCESTER	NHP-0040 (318)	103	\$50.00	\$120.00	\$70.00	\$24.00
-----									
CONCRETE DRIVEWAY, 6" THICK / SY									
606051P	2022Q2	22132	CAMDEN	HSIP-D00S (574)	6	\$290.00	\$290.00	\$316.25	\$180.00
		22114	CAMDEN	NHP-0076 (207)	39	\$100.00	\$127.00	\$138.00	\$160.00
	2022Q4	22139	GLOUCESTER	NHP-0040 (318)	102	\$175.00	\$208.00	\$150.00	\$145.00
-----									
CONCRETE DRIVEWAY, REINFORCED, 6" THICK / SY									
606057P	2022Q4	22135	CAMDEN	NHP-0130 (328)	153	\$145.00	\$185.00	\$195.00	\$160.00
-----									
CONCRETE ISLAND, 4" THICK / SY									
606075P	2022Q2	22125	BURLINGTON	NHP-D00S (589)	12	\$440.00	\$325.00	\$585.00	\$150.00
		22103	BURLINGTON	NHP-0206 (333)	231	\$100.00	\$80.00	\$175.00	\$164.00
	2022Q4	22139	GLOUCESTER	NHP-0040 (318)	119	\$150.00	\$160.00	\$100.00	\$125.00
-----									
CONCRETE ISLAND, 6" THICK / SY									
606078P	2022Q4	22135	CAMDEN	NHP-0130 (328)	655	\$110.00	\$150.00	\$145.00	\$135.00

HISTORICAL BID PRICE LISTING  
BY REGION

REGION: S

PAY ITEM	CALENDAR QUARTER	CONTRACT NUMBER	COUNTY LOCATION	PROJECT DESCRIPTION	BID QUANTITY	AWARD PRICE	SECOND BIDDER	THIRD BIDDER	ESTIMATE
-----									
DETECTABLE WARNING SURFACE / SY									
606084P	2022Q2	22136	CAMDEN	NHP-0042 (306)	5	\$300.00	\$150.00		\$275.00
		22124	CUMBERLAND	NHP-0555 (303)	6	\$275.00	\$400.00	\$530.00	\$275.00
		22103	BURLINGTON	NHP-0206 (333)	10	\$300.00	\$500.00	\$500.00	\$300.00
		22132	CAMDEN	HSIP-D00S (574)	49	\$250	\$250	\$1,150	\$270.00
	2022Q4	22135	CAMDEN	NHP-0130 (328)	11	\$350.00	\$400.00	\$375.00	\$350.00
		22139	GLOUCESTER	NHP-0040 (318)	17	\$300.00	\$539.00	\$250.00	\$280.00
	2023Q1	23408	BURLINGTON	STATE	9	\$130.00	\$300.00	\$500.00	\$390.06
		23407	BURLINGTON	STATE	13	\$250.00	\$130.00	\$350.00	\$398.89
		23407	BURLINGTON	STATE	50	\$2.00	\$15.00	\$0.01	\$390.06
-----									
TURF PAVERS / SY									
606095P	2022Q4	22135	CAMDEN	NHP-0130 (328)	1,031	\$250.00	\$140.00	\$145.00	\$90.00

HISTORICAL BID PRICE LISTING  
 BY REGION

REGION: S

PAY ITEM	CALENDAR QUARTER	CONTRACT NUMBER	COUNTY LOCATION	PROJECT DESCRIPTION	BID QUANTITY	AWARD PRICE	SECOND BIDDER	THIRD BIDDER	ESTIMATE
-----									
DECORATIVE PAVEMENT / SY									
606102P	2022Q4	22135	CAMDEN	NHP-0130 (328)	322	\$350.00	\$390.00	\$400.00	\$150.00
-----									
STAMPED COLORED CONC SIDEWALKS, 4" / SY									
606103P	2023Q1	23408	BURLINGTON	STATE	87	\$200.00	\$200.00	\$250.00	\$288.12

HISTORICAL BID PRICE LISTING  
BY REGION

REGION: S

PAY ITEM	CALENDAR QUARTER	CONTRACT NUMBER	COUNTY LOCATION	PROJECT DESCRIPTION	BID QUANTITY	AWARD PRICE	SECOND BIDDER	THIRD BIDDER	ESTIMATE	
-----										
24" X 32" CONCRETE BARRIER CURB / LF										
607006P	2022Q4	22135	CAMDEN	NHP-0130 (328)	867	\$175.00	\$192.00	\$185.00	\$150.00	
-----										
24" X 41" CONCRETE BARRIER CURB / LF										
607012P	2022Q2	22125	BURLINGTON	NHP-D00S (589)	60	\$475.00	\$695.00	\$630.00	\$200.00	
-----										
9" X 16" CONCRETE VERTICAL CURB / LF										
607018P	2022Q2	22124	CUMBERLAND	NHP-0555 (303)	200	\$39.00	\$45.00	\$68.75	\$65.00	
		22114	CAMDEN	NHP-0076 (207)	464	\$45.00	\$41.00	\$55.00	\$75.00	
		22132	CAMDEN	HSIP-D00S (574)	1,089	\$130.00	\$130.00	\$151.80	\$64.00	
		22103	BURLINGTON	NHP-0206 (333)	3,951	\$45.00	\$35.00	\$40.00	\$65.00	
		22125	BURLINGTON	NHP-D00S (589)	4,997	\$43.00	\$105.00	\$57.00	\$65.00	
	2022Q3	22140	GLOUCESTER	NHP-0055 (304)	100	\$75.00	\$200.00		\$60.00	
		2022Q4	22139	GLOUCESTER	NHP-0040 (318)	1,220	\$40.00	\$49.00	\$50.00	\$75.00
			22135	CAMDEN	NHP-0130 (328)	3,999	\$40.00	\$47.00	\$60.00	\$62.00
	2023Q1	23407	BURLINGTON	STATE	685	\$45.00	\$44.00	\$59.00	\$69.00	
		23408	BURLINGTON	STATE	811	\$45.00	\$68.00	\$85.00	\$69.00	
23407		BURLINGTON	STATE	1,000	\$7.00	\$10.00	\$30.00	\$69.00		
-----										
RUBBER WHEEL STOPS / U										
607020P	2022Q2	22103	BURLINGTON	NHP-0206 (333)	44	\$200.00	\$200.00	\$200.00	\$65.00	
-----										
9" X 18" CONCRETE VERTICAL CURB / LF										
607021P	2022Q2	22124	CUMBERLAND	NHP-0555 (303)	510	\$40.00	\$48.00	\$68.75	\$65.00	
		2023Q1	23407	BURLINGTON	STATE	248	\$45.00	\$49.00	\$59.00	\$70.00
		23408	BURLINGTON	STATE	704	\$50.00	\$68.00	\$85.00	\$70.00	
		23407	BURLINGTON	STATE	750	\$7.00	\$10.00	\$30.00	\$70.00	



HISTORICAL BID PRICE LISTING  
BY REGION

REGION: S

PAY ITEM	CALENDAR QUARTER	CONTRACT NUMBER	COUNTY LOCATION	PROJECT DESCRIPTION	BID QUANTITY	AWARD PRICE	SECOND BIDDER	THIRD BIDDER	ESTIMATE
-----									
9" X 20" CONCRETE VERTICAL CURB / LF									
607024P	2022Q2	22136	CAMDEN	NHP-0042 (306)	100	\$50.00	\$73.00		\$65.00
	2023Q1	23407	BURLINGTON	STATE	100	\$7.00	\$10.00	\$30.00	\$71.00
		23408	BURLINGTON	STATE	366	\$56.00	\$68.00	\$85.00	\$71.00
-----									
12" X 13" CONCRETE SLOPING CURB / LF									
607030P	2022Q2	22103	BURLINGTON	NHP-0206 (333)	315	\$52.00	\$35.00	\$50.00	\$61.00
	2022Q4	22135	CAMDEN	NHP-0130 (328)	2,266	\$40.00	\$52.00	\$65.00	\$46.00
	2023Q1	23407	BURLINGTON	STATE	80	\$60.00	\$48.00	\$65.00	\$100.00
		23408	BURLINGTON	STATE	121	\$49.00	\$68.00	\$85.00	\$75.00
		23407	BURLINGTON	STATE	250	\$7.00	\$10.00	\$30.00	\$75.00
-----									
9" X 14" CONCRETE VERTICAL CURB / LF									
607034P	2022Q2	22114	CAMDEN	NHP-0076 (207)	119	\$45.00	\$41.00	\$55.00	\$60.00
		22103	BURLINGTON	NHP-0206 (333)	341	\$45.00	\$35.00	\$35.00	\$55.00
		22125	BURLINGTON	NHP-D00S (589)	1,708	\$80.00	\$105.00	\$105.00	\$63.00
	2022Q4	22139	GLOUCESTER	NHP-0040 (318)	60	\$40.00	\$49.00	\$50.00	\$50.00
		22135	CAMDEN	NHP-0130 (328)	165	\$40.00	\$40.00	\$60.00	\$50.00
-----									
9" X VARIABLE HEIGHT CONCRETE VERTICAL C / LF									
607069P	2022Q2	22114	CAMDEN	NHP-0076 (207)	46	\$45.00	\$41.00	\$55.00	\$65.00
		22125	BURLINGTON	NHP-D00S (589)	213	\$45.00	\$105.00	\$57.00	\$80.00
		22136	CAMDEN	NHP-0042 (306)	472	\$50.00	\$87.00		\$95.00
-----									
9" X 4" HOT MIX ASPHALT CURB / LF									
607081P	2022Q2	22124	CUMBERLAND	NHP-0555 (303)	155	\$25.00	\$22.50	\$43.00	\$30.00
-----									
9" X 6" HOT MIX ASPHALT CURB / LF									
607084P	2022Q2	22124	CUMBERLAND	NHP-0555 (303)	312	\$35.00	\$19.00	\$43.25	\$35.00

HISTORICAL BID PRICE LISTING  
 BY REGION

REGION: S

PAY ITEM	CALENDAR QUARTER	CONTRACT NUMBER	COUNTY LOCATION	PROJECT DESCRIPTION	BID QUANTITY	AWARD PRICE	SECOND BIDDER	THIRD BIDDER	ESTIMATE
15" X VAR HT F SHAPE CONC BAR CURB, DOW / LF									
607113P	2022Q2	22125	BURLINGTON	NHP-D00S (589)	80	\$400.00	\$450.00	\$540.00	\$925.00

HISTORICAL BID PRICE LISTING  
BY REGION

REGION: S

PAY ITEM	CALENDAR QUARTER	CONTRACT NUMBER	COUNTY LOCATION	PROJECT DESCRIPTION	BID QUANTITY	AWARD PRICE	SECOND BIDDER	THIRD BIDDER	ESTIMATE
-----									
NONVEGETATIVE SURFACE, HOT MIX ASPHALT / SY									
608003P	2022Q2	22103	BURLINGTON	NHP-0206(333)	209	\$65.00	\$39.00	\$45.00	\$59.00
	2022Q4	22135	CAMDEN	NHP-0130(328)	531	\$40.00	\$42.00	\$70.00	\$66.00
-----									
NONVEGETATIVE SURFACE, POROUS HMA / SY									
608004P	2022Q2	22124	CUMBERLAND	NHP-0555(303)	555	\$40.00	\$57.50	\$68.00	\$57.00
		22125	BURLINGTON	NHP-D00S(589)	3,998	\$42.00	\$85.00	\$28.00	\$45.00
-----									
NONVEGETATIVE SURFACE, POROUS HOT MIX AS / SY									
608005P	2022Q2	22125	BURLINGTON	NHP-D00S(589)	2,675	\$47.00	\$115.00	\$45.00	\$36.00

HISTORICAL BID PRICE LISTING  
BY REGION

REGION: S

PAY ITEM	CALENDAR QUARTER	CONTRACT NUMBER	COUNTY LOCATION	PROJECT DESCRIPTION	BID QUANTITY	AWARD PRICE	SECOND BIDDER	THIRD BIDDER	ESTIMATE
-----									
BEAM GUIDE RAIL / LF									
609003M	2022Q2	22114	CAMDEN	NHP-0076 (207)	17	\$70.00	\$50.00	\$90.00	\$60.00
		22132	CAMDEN	HSIP-D00S (574)	257	\$49.50	\$49.50	\$58.65	\$55.00
		22103	BURLINGTON	NHP-0206 (333)	743	\$76.00	\$32.00	\$40.00	\$43.00
		22124	CUMBERLAND	NHP-0555 (303)	1,305	\$30.00	\$45.00	\$44.75	\$39.00
		22125	BURLINGTON	NHP-D00S (589)	9,222	\$40.00	\$45.00	\$64.00	\$35.00
	2022Q4	22139	GLOUCESTER	NHP-0040 (318)	63	\$80.00	\$79.00	\$87.00	\$32.00
		22135	CAMDEN	NHP-0130 (328)	673	\$31.00	\$38.00	\$45.00	\$42.00
-----									
BEAM GUIDE RAIL, BRIDGE / LF									
609004M	2022Q2	22114	CAMDEN	NHP-0076 (207)	247	\$175.00	\$165.00	\$210.00	\$185.00
		22125	BURLINGTON	NHP-D00S (589)	800	\$200.00	\$250.00	\$240.00	\$160.00
-----									
BEAM GUIDE RAIL, DUAL-FACED / LF									
609006M	2022Q2	22124	CUMBERLAND	NHP-0555 (303)	19	\$50.00	\$60.00	\$118.00	\$70.00
		22125	BURLINGTON	NHP-D00S (589)	273	\$50.00	\$60.00	\$79.00	\$61.00
-----									
MODIFIED THRIE BEAM GUIDE RAIL / LF									
609009M	2022Q2	22125	BURLINGTON	NHP-D00S (589)	464	\$70.00	\$85.00	\$99.00	\$50.00
-----									
MODIFIED THRIE BEAM GUIDE RAIL, BRIDGE / LF									
609011M	2022Q2	22125	BURLINGTON	NHP-D00S (589)	863	\$210.00	\$285.00	\$525.00	\$180.00
-----									
MODIFIED THRIE BEAM GUIDE RAIL, DUAL FAC / LF									
609012M	2022Q2	22125	BURLINGTON	NHP-D00S (589)	813	\$90.00	\$125.00	\$145.00	\$77.00
-----									
THRIE BEAM GUIDE RAIL, BRIDGE / LF									
609015M	2022Q2	22132	CAMDEN	HSIP-D00S (574)	57	\$335.00	\$335.00	\$379.50	\$175.00

HISTORICAL BID PRICE LISTING  
BY REGION

REGION: S

PAY ITEM	CALENDAR QUARTER	CONTRACT NUMBER	COUNTY LOCATION	PROJECT DESCRIPTION	BID QUANTITY	AWARD PRICE	SECOND BIDDER	THIRD BIDDER	ESTIMATE
-----									
MODIFIED THRIE BEAM GR, DUAL FACE, BRIDG / LF									
609016M	2022Q2	22125	BURLINGTON	NHP-D00S (589)	75	\$210.00	\$350.00	\$390.00	\$120.00
-----									
BURIED GUIDE RAIL TERMINAL / U									
609025M	2022Q2	22125	BURLINGTON	NHP-D00S (589)	1	\$2,400	\$2,800	\$3,450	\$2,000
-----									
TANGENT GUIDE RAIL TERMINAL / U									
609027M	2022Q2	22103	BURLINGTON	NHP-0206 (333)	2	\$3,750	\$3,850	\$5,000	\$2,750
		22124	CUMBERLAND	NHP-0555 (303)	2	\$3,950	\$3,800	\$4,120	\$4,200
		22125	BURLINGTON	NHP-D00S (589)	42	\$5,500	\$4,500	\$4,450	\$3,500
	2022Q4	22135	CAMDEN	NHP-0130 (328)	2	\$4,000	\$3,800	\$4,500	\$3,500
-----									
TELESCOPING GUIDE RAIL END TERMINAL / U									
609030M	2022Q2	22125	BURLINGTON	NHP-D00S (589)	1	\$6,800	\$7,500	\$7,250	\$5,000
		22124	CUMBERLAND	NHP-0555 (303)	2	\$6,250	\$7,000	\$6,950	\$7,000
-----									
CONTROLLED RELEASE TERMINAL / U									
609033M	2022Q2	22103	BURLINGTON	NHP-0206 (333)	1	\$1,500	\$2,000	\$3,000	\$1,000
		22125	BURLINGTON	NHP-D00S (589)	2	\$2,400	\$2,000	\$4,500	\$1,600
-----									
CONTROLLED RELEASE, POWDER COATED / U									
609035M	2022Q2	22103	BURLINGTON	NHP-0206 (333)	1	\$2,800	\$4,000	\$6,000	\$1,250
-----									
CONTROLLED RELEASE TERMINAL ANCHORAGE / U									
609036M	2022Q2	22103	BURLINGTON	NHP-0206 (333)	2	\$2,341	\$2,000	\$3,000	\$750.00
		22125	BURLINGTON	NHP-D00S (589)	2	\$2,400	\$2,500	\$2,900	\$1,250

HISTORICAL BID PRICE LISTING  
BY REGION

REGION: S

PAY ITEM	CALENDAR QUARTER	CONTRACT NUMBER	COUNTY LOCATION	PROJECT DESCRIPTION	BID QUANTITY	AWARD PRICE	SECOND BIDDER	THIRD BIDDER	ESTIMATE
-----									
BEAM GUIDE RAIL ANCHORAGE / U									
609039M	2022Q2	22114	CAMDEN	NHP-0076 (207)	1	\$3,000	\$1,050	\$2,165	\$1,300
		22132	CAMDEN	HSIP-D00S (574)	1	\$2,150	\$2,150	\$2,530	\$2,700
		22124	CUMBERLAND	NHP-0555 (303)	2	\$1,250	\$1,605	\$2,590	\$1,500
		22103	BURLINGTON	NHP-0206 (333)	5	\$1,900	\$1,100	\$2,000	\$1,400
		22125	BURLINGTON	NHP-D00S (589)	38	\$1,800	\$1,600	\$2,900	\$1,125
	2022Q4	22139	GLOUCESTER	NHP-0040 (318)	1	\$3,000	\$2,900	\$3,200	\$1,200
		22135	CAMDEN	NHP-0130 (328)	2	\$1,200	\$1,980	\$3,500	\$1,700
-----									
BEAM GUIDE RAIL POST / U									
609042M	2022Q2	22132	CAMDEN	HSIP-D00S (574)	6	\$140.00	\$140.00	\$161.00	\$160.00
		22125	BURLINGTON	NHP-D00S (589)	8	\$80.00	\$100.00	\$86.00	\$90.00
-----									
BEAM GUIDE RAIL POST, 9' LONG / U									
609050M	2022Q2	22125	BURLINGTON	NHP-D00S (589)	56	\$99.00	\$55.00	\$57.00	\$92.00
-----									
BEAM GUIDE RAIL ELEMENT / LF									
609054M	2022Q2	22125	BURLINGTON	NHP-D00S (589)	513	\$16.00	\$25.00	\$48.00	\$10.00
-----									
APPROACH GUIDE RAIL TRANSITION TL-2 / U									
609058M	2022Q4	22135	CAMDEN	NHP-0130 (328)	2	\$2,700	\$3,300	\$5,000	\$3,500
-----									
APPROACH GUIDE RAIL TRANSITION TL-3 / U									
609059M	2022Q2	22124	CUMBERLAND	NHP-0555 (303)	4	\$3,250	\$5,000	\$5,770	\$3,500
		22125	BURLINGTON	NHP-D00S (589)	12	\$3,700	\$5,200	\$5,600	\$3,200
-----									
BEAM GUIDE RAIL BLOCKOUT / U									
609060M	2022Q2	22125	BURLINGTON	NHP-D00S (589)	2	\$42	\$25	\$1,600	\$47.00

HISTORICAL BID PRICE LISTING  
BY REGION

REGION: S

PAY ITEM	CALENDAR QUARTER	CONTRACT NUMBER	COUNTY LOCATION	PROJECT DESCRIPTION	BID QUANTITY	AWARD PRICE	SECOND BIDDER	THIRD BIDDER	ESTIMATE
-----									
BEAM GUIDE RAIL BLOCKOUT / U									
609060M	(cont)	22114	CAMDEN	NHP-0076 (207)	72	\$50.00	\$45.00	\$25.00	\$65.00
-----									
REMOVAL OF BEAM GUIDE RAIL / LF									
609075M	2022Q2	22114	CAMDEN	NHP-0076 (207)	72	\$65.00	\$1.00	\$10.00	\$5.00
		22132	CAMDEN	HSIP-D00S (574)	241	\$4.00	\$4.00	\$4.60	\$6.00
		22103	BURLINGTON	NHP-0206 (333)	275	\$5.00	\$1.00	\$1.00	\$20.00
		22124	CUMBERLAND	NHP-0555 (303)	1,237	\$1.00	\$1.00	\$1.20	\$4.00
		22125	BURLINGTON	NHP-D00S (589)	16,107	\$3.00	\$5.00	\$5.40	\$2.00
	2022Q4	22135	CAMDEN	NHP-0130 (328)	1,675	\$1.00	\$3.00	\$1.00	\$3.00
-----									
BEAM GUIDE RAIL, HYBRID / LF									
609083M	2022Q2	22125	BURLINGTON	NHP-D00S (589)	138	\$105.00	\$455.00	\$325.00	\$97.00
-----									
MODIFIED THRIE BEAM GUIDE RAIL, 14" BLKT / U									
609098M	2022Q2	22125	BURLINGTON	NHP-D00S (589)	3	\$80	\$200	\$1,700	\$74.00

HISTORICAL BID PRICE LISTING  
BY REGION

REGION: S

PAY ITEM	CALENDAR QUARTER	CONTRACT NUMBER	COUNTY LOCATION	PROJECT DESCRIPTION	BID QUANTITY	AWARD PRICE	SECOND BIDDER	THIRD BIDDER	ESTIMATE
-----									
TRAFFIC STRIPES, 4" / LF									
610003M	2022Q2	22114	CAMDEN	NHP-0076 (207)	2,550	\$2.00	\$1.40	\$1.50	\$1.50
		22124	CUMBERLAND	NHP-0555 (303)	2,980	\$0.55	\$0.65	\$0.65	\$1.00
		22132	CAMDEN	HSIP-D00S (574)	3,108	\$1.60	\$1.60	\$1.09	\$1.00
		22103	BURLINGTON	NHP-0206 (333)	20,832	\$1.20	\$0.49	\$2.50	\$1.00
		22109	CUMBERLAND	NHP-D00S (580)	86,069	\$0.57			\$1.00
		22111	BURLINGTON	NHP-0068 (301)	192,200	\$0.59			\$0.50
		22130	CAPE MAY	NHP-0083 (300)	222,470	\$0.95			\$1.00
		22136	CAMDEN	NHP-0042 (306)	234,200	\$0.41	\$0.85		\$1.00
	2022Q3	22138	GLOUCESTER	NHP-0322 (330)	82,295	\$0.66			\$1.00
	2022Q4	22139	GLOUCESTER	NHP-0040 (318)	6,288	\$0.78	\$0.78	\$0.85	\$1.00
		22156	BURLINGTON	NHP-0009 (332)	70,500	\$0.66			\$1.00
		22135	CAMDEN	NHP-0130 (328)	123,000	\$0.40	\$0.63	\$0.65	\$1.00
		22151	ATLANTIC	NHPP-0030 (368)	210,000	\$0.56			\$1.00
	2023Q1	23408	BURLINGTON	STATE	141,469	\$0.38	\$0.78	\$0.50	\$0.82
		23407	BURLINGTON	STATE	150,000	\$0.44	\$0.38	\$0.45	\$0.82
		23407	BURLINGTON	STATE	192,716	\$0.75	\$0.38	\$0.80	\$0.82
-----									
TRAFFIC STRIPES, 6" / LF									
610006M	2022Q3	22140	GLOUCESTER	NHP-0055 (304)	161,272	\$0.75	\$0.76		\$0.50
	2023Q1	23407	BURLINGTON	STATE	37,500	\$0.66	\$0.60	\$0.67	\$1.14
-----									
TRAFFIC STRIPES, 8" / LF									
610007M	2022Q2	22124	CUMBERLAND	NHP-0555 (303)	1,645	\$1.10	\$1.30	\$1.30	\$1.00
		22103	BURLINGTON	NHP-0206 (333)	2,084	\$2.00	\$0.98	\$4.00	\$1.00
		22132	CAMDEN	HSIP-D00S (574)	4,358	\$3.20	\$3.20	\$1.67	\$1.00
	2022Q4	22135	CAMDEN	NHP-0130 (328)	1,770	\$0.75	\$1.25	\$1.30	\$2.00
		22151	ATLANTIC	NHPP-0030 (368)	3,300	\$1.08			\$1.00
	2023Q1	23408	BURLINGTON	STATE	8,484	\$0.76	\$1.56	\$1.00	\$1.46



HISTORICAL BID PRICE LISTING  
BY REGION

REGION: S

PAY ITEM	CALENDAR QUARTER	CONTRACT NUMBER	COUNTY LOCATION	PROJECT DESCRIPTION	BID QUANTITY	AWARD PRICE	SECOND BIDDER	THIRD BIDDER	ESTIMATE
-----									
TRAFFIC STRIPES, 8" / LF									
610007M	(cont)	23407	BURLINGTON	STATE	20,000	\$0.88	\$0.75	\$0.89	\$1.46
-----									
TRAFFIC MARKINGS / SF									
610009M	2022Q2	22103	BURLINGTON	NHP-0206 (333)	98	\$6.70	\$7.50	\$7.00	\$8.00
		22124	CUMBERLAND	NHP-0555 (303)	610	\$3.20	\$3.75	\$3.75	\$8.00
		22132	CAMDEN	HSIP-D00S (574)	880	\$7.40	\$7.40	\$8.34	\$7.00
		22130	CAPE MAY	NHP-0083 (300)	79,000	\$0.01			\$4.00
	2022Q4	22139	GLOUCESTER	NHP-0040 (318)	30	\$10.00	\$10.00	\$11.00	\$7.50
		22151	ATLANTIC	NHPP-0030 (368)	900	\$2.40			\$8.00
-----									
RPM, MONO-DIRECTIONAL, WHITE LENS / U									
610012M	2022Q2	22132	CAMDEN	HSIP-D00S (574)	36	\$75.00	\$75.00	\$57.44	\$55.00
		22103	BURLINGTON	NHP-0206 (333)	162	\$31.28	\$29.95	\$32.00	\$30.00
		22109	CUMBERLAND	NHP-D00S (580)	838	\$39.66			\$33.00
		22111	BURLINGTON	NHP-0068 (301)	935	\$39.36			\$31.00
		22136	CAMDEN	NHP-0042 (306)	1,085	\$30.50	\$45.00		\$34.00
	2022Q3	22140	GLOUCESTER	NHP-0055 (304)	1,014	\$39.50	\$44.85		\$31.00
		22138	GLOUCESTER	NHP-0322 (330)	1,030	\$42.96			\$35.00
	2022Q4	22135	CAMDEN	NHP-0130 (328)	195	\$40.00	\$37.00	\$38.00	\$40.00
		22151	ATLANTIC	NHPP-0030 (368)	400	\$49.20			\$35.00
	2023Q1	23407	BURLINGTON	STATE	249	\$42.50	\$36.00	\$45.00	\$38.24
		23408	BURLINGTON	STATE	614	\$36.00	\$32.80	\$29.95	\$38.24
		23407	BURLINGTON	STATE	750	\$31.85	\$36.00	\$33.00	\$38.24
-----									
TRAFFIC MARKING LINES, 4" / LF									
610013M	2023Q1	23407	BURLINGTON	STATE	10,000	\$0.01	\$0.75	\$0.01	\$0.64
-----									
TRAFFIC MARKING LINES, 8" / LF									
610014M	2022Q2	22111	BURLINGTON	NHP-0068 (301)	7,500	\$2.64			\$1.00

HISTORICAL BID PRICE LISTING  
BY REGION

REGION: S

PAY ITEM	CALENDAR QUARTER	CONTRACT NUMBER	COUNTY LOCATION	PROJECT DESCRIPTION	BID QUANTITY	AWARD PRICE	SECOND BIDDER	THIRD BIDDER	ESTIMATE
TRAFFIC MARKING LINES, 8" / LF									
610014M	(cont)	22136	CAMDEN	NHP-0042 (306)	15,900	\$1.85	\$2.15		\$2.00
	2022Q3	22138	GLOUCESTER	NHP-0322 (330)	430	\$3.60			\$2.00
		22140	GLOUCESTER	NHP-0055 (304)	4,123	\$2.00	\$2.60		\$1.80
	2022Q4	22156	BURLINGTON	NHP-0009 (332)	250	\$6.00			\$2.00
		22139	GLOUCESTER	NHP-0040 (318)	519	\$2.00	\$2.00	\$2.20	\$2.00
		22135	CAMDEN	NHP-0130 (328)	600	\$1.50	\$2.00	\$2.25	\$2.00
		22151	ATLANTIC	NHPP-0030 (368)	3,300	\$1.20			\$2.00
	2023Q1	23408	BURLINGTON	STATE	1,320	\$1.50	\$2.00	\$1.50	\$1.79
		23407	BURLINGTON	STATE	2,314	\$0.10	\$1.50	\$0.10	\$1.79
		23407	BURLINGTON	STATE	5,000	\$2.00	\$1.50	\$2.00	\$1.79
-----									
RPM, BI-DIRECTIONAL, WHITE LENS / U									
610015M	2022Q2	22124	CUMBERLAND	NHP-0555 (303)	70	\$48.00	\$40.00	\$56.50	\$50.00
-----									
TRAFFIC MARKING LINES, 12" / LF									
610016M	2022Q2	22136	CAMDEN	NHP-0042 (306)	120	\$2.70	\$3.20		\$3.00
		22111	BURLINGTON	NHP-0068 (301)	600	\$4.62			\$3.00
-----									
TRAFFIC MARKING LINES, 24" / LF									
610017M	2022Q2	22103	BURLINGTON	NHP-0206 (333)	590	\$5.65	\$4.50	\$6.00	\$6.00
		22132	CAMDEN	HSIP-D00S (574)	985	\$11.00	\$11.00	\$6.90	\$6.00
		22136	CAMDEN	NHP-0042 (306)	2,615	\$5.40	\$6.50		\$7.00
		22111	BURLINGTON	NHP-0068 (301)	4,000	\$8.16			\$5.00
	2022Q3	22138	GLOUCESTER	NHP-0322 (330)	215	\$7.20			\$7.00
		22140	GLOUCESTER	NHP-0055 (304)	1,340	\$6.00	\$7.80		\$5.50
	2022Q4	22156	BURLINGTON	NHP-0009 (332)	50	\$12.00	\$6.00		\$7.00
		22139	GLOUCESTER	NHP-0040 (318)	73	\$6.00	\$6.00	\$6.60	\$6.00

HISTORICAL BID PRICE LISTING  
BY REGION

REGION: S

PAY ITEM	CALENDAR QUARTER	CONTRACT NUMBER	COUNTY LOCATION	PROJECT DESCRIPTION	BID QUANTITY	AWARD PRICE	SECOND BIDDER	THIRD BIDDER	ESTIMATE
-----									
TRAFFIC MARKING LINES, 24" / LF									
610017M	(cont)	22135	CAMDEN	NHP-0130 (328)	1,250	\$4.50	\$6.20	\$6.50	\$6.00
		22151	ATLANTIC	NHPP-0030 (368)	1,350	\$21.00			\$6.00
	2023Q1	23407	BURLINGTON	STATE	2,000	\$6.00	\$4.50	\$6.30	\$6.05
		23408	BURLINGTON	STATE	2,811	\$4.50	\$5.40	\$4.50	\$6.05
		23407	BURLINGTON	STATE	6,170	\$0.20	\$4.50	\$0.20	\$6.05
-----									
RPM, MONO-DIRECTIONAL, AMBER LENS / U									
610018M	2022Q2	22132	CAMDEN	HSIP-D00S (574)	5	\$75.00	\$75.00	\$57.44	\$45.00
		22103	BURLINGTON	NHP-0206 (333)	50	\$31.28	\$29.95	\$100.00	\$25.00
		22111	BURLINGTON	NHP-0068 (301)	710	\$39.36			\$31.00
		22136	CAMDEN	NHP-0042 (306)	775	\$30.50	\$45.00		\$32.00
	2022Q3	22138	GLOUCESTER	NHP-0322 (330)	30	\$42.96			\$35.00
		22140	GLOUCESTER	NHP-0055 (304)	731	\$39.50	\$44.85		\$31.00
	2022Q4	22135	CAMDEN	NHP-0130 (328)	25	\$40.00	\$37.00	\$38.00	\$40.00
		22151	ATLANTIC	NHPP-0030 (368)	300	\$49.20			\$35.00
	2023Q1	23407	BURLINGTON	STATE	200	\$42.50	\$36.00	\$45.00	\$38.43
		23408	BURLINGTON	STATE	548	\$36.00	\$32.80	\$29.95	\$38.43
		23407	BURLINGTON	STATE	750	\$31.85	\$36.00	\$33.00	\$38.43
-----									
RPM, BI-DIRECTIONAL, AMBER LENS / U									
610021M	2022Q2	22114	CAMDEN	NHP-0076 (207)	4	\$350.00	\$230.00	\$300.00	\$65.00
		22132	CAMDEN	HSIP-D00S (574)	12	\$75.00	\$75.00	\$57.44	\$55.00
		22124	CUMBERLAND	NHP-0555 (303)	30	\$48.00	\$55.00	\$56.50	\$45.00
		22103	BURLINGTON	NHP-0206 (333)	69	\$31.28	\$29.95	\$35.00	\$29.00
		22111	BURLINGTON	NHP-0068 (301)	235	\$39.36			\$33.00
		22109	CUMBERLAND	NHP-D00S (580)	419	\$39.66			\$33.00
		22130	CAPE MAY	NHP-0083 (300)	1,400	\$43.44			\$29.00
	2022Q3	22138	GLOUCESTER	NHP-0322 (330)	520	\$42.96			\$32.00
	2022Q4	22139	GLOUCESTER	NHP-0040 (318)	21	\$80.00	\$76.15	\$84.00	\$46.00

HISTORICAL BID PRICE LISTING  
BY REGION

REGION: S

PAY ITEM	CALENDAR QUARTER	CONTRACT NUMBER	COUNTY LOCATION	PROJECT DESCRIPTION	BID QUANTITY	AWARD PRICE	SECOND BIDDER	THIRD BIDDER	ESTIMATE
RPM, BI-DIRECTIONAL, AMBER LENS / U									
610021M	(cont)	22135	CAMDEN	NHP-0130 (328)	150	\$40.00	\$37.00	\$38.00	\$40.00
		22156	BURLINGTON	NHP-0009 (332)	420	\$47.88			\$60.00
	2023Q1	23408	BURLINGTON	STATE	250	\$36.00	\$32.80	\$29.95	\$60.33
		23407	BURLINGTON	STATE	861	\$42.50	\$36.00	\$45.00	\$60.33
		23407	BURLINGTON	STATE	1,000	\$31.85	\$36.00	\$33.00	\$60.33
-----									
REMOVAL OF RPM / U									
610024M	2022Q2	22114	CAMDEN	NHP-0076 (207)	4	\$1.00	\$50.00	\$1.00	\$50.00
		22132	CAMDEN	HSIP-D00S (574)	25	\$4.25	\$4.25	\$115.00	\$35.00
		22124	CUMBERLAND	NHP-0555 (303)	100	\$1.00	\$90.00	\$41.25	\$14.00
		22109	CUMBERLAND	NHP-D00S (580)	1,257	\$62.00			\$6.00
		22130	CAPE MAY	NHP-0083 (300)	1,400	\$65.00			\$4.00
		22136	CAMDEN	NHP-0042 (306)	1,860	\$0.01	\$12.75		\$9.00
		22111	BURLINGTON	NHP-0068 (301)	1,880	\$65.00			\$7.00
	2022Q3	22138	GLOUCESTER	NHP-0322 (330)	1,580	\$65.00			\$6.00
		22140	GLOUCESTER	NHP-0055 (304)	1,745	\$20.00	\$65.00		\$40.00
	2022Q4	22139	GLOUCESTER	NHP-0040 (318)	21	\$10.00	\$48.00	\$0.01	\$16.00
		22135	CAMDEN	NHP-0130 (328)	375	\$1.00	\$0.03	\$18.00	\$10.00
		22156	BURLINGTON	NHP-0009 (332)	420	\$65.00			\$40.00
		22151	ATLANTIC	NHPP-0030 (368)	700	\$65.00			\$12.00
	2023Q1	23407	BURLINGTON	STATE	1,317	\$0.01	\$10.50	\$5.00	\$16.71
		23408	BURLINGTON	STATE	1,365	\$9.50	\$5.88	\$5.00	\$16.59
		23407	BURLINGTON	STATE	2,500	\$0.01	\$0.01	\$0.01	\$16.59
-----									
TRAFFIC MARKINGS ROUTE SYMBOLS / SF									
610025M	2022Q4	22135	CAMDEN	NHP-0130 (328)	380	\$27.00	\$22.00	\$22.00	\$10.00
-----									
REMOVAL AND REPLACEMENT OF RPM LENS / U									
610027M	2022Q2	22132	CAMDEN	HSIP-D00S (574)	13	\$105.00	\$105.00	\$28.69	\$30.00

HISTORICAL BID PRICE LISTING  
BY REGION

REGION: S

PAY ITEM	CALENDAR QUARTER	CONTRACT NUMBER	COUNTY LOCATION	PROJECT DESCRIPTION	BID QUANTITY	AWARD PRICE	SECOND BIDDER	THIRD BIDDER	ESTIMATE	
-----										
RUMBLE STRIP / LF										
610033M	2022Q2	22132	CAMDEN	HSIP-D00S (574)	460	\$20.50	\$20.50	\$14.43	\$3.00	
		22125	BURLINGTON	NHP-D00S (589)	4,580	\$1.00	\$3.00	\$17.00	\$3.00	
		22111	BURLINGTON	NHP-0068 (301)	17,700	\$0.70			\$1.00	
		22136	CAMDEN	NHP-0042 (306)	45,676	\$0.50	\$0.75		\$1.00	
		22130	CAPE MAY	NHP-0083 (300)	59,690	\$0.81			\$1.00	
		22109	CUMBERLAND	NHP-D00S (580)	87,008	\$0.42			\$0.50	
		2022Q3	22138	GLOUCESTER	NHP-0322 (330)	30,000	\$0.58			\$2.00
			22140	GLOUCESTER	NHP-0055 (304)	109,216	\$2.00	\$0.47		\$1.00
		2022Q4	22139	GLOUCESTER	NHP-0040 (318)	586	\$7.00	\$5.40	\$6.00	\$8.00
			22151	ATLANTIC	NHPP-0030 (368)	10,670	\$1.60			\$2.00
			22156	BURLINGTON	NHP-0009 (332)	22,300	\$0.88			\$4.00
		2023Q1	23407	BURLINGTON	STATE	5,000	\$3.00	\$0.33	\$1.60	\$0.66
			23408	BURLINGTON	STATE	12,868	\$1.00	\$0.61	\$0.85	\$0.66
			23407	BURLINGTON	STATE	42,948	\$0.40	\$0.33	\$0.45	\$0.66
	-----									
	REMOVAL OF TRAFFIC STRIPES / LF									
	610036M	2022Q2	22132	CAMDEN	HSIP-D00S (574)	2,180	\$1.60	\$1.60	\$1.09	\$1.00
			22114	CAMDEN	NHP-0076 (207)	3,154	\$1.00	\$1.50	\$1.00	\$1.00
			22124	CUMBERLAND	NHP-0555 (303)	11,050	\$0.55	\$0.65	\$0.65	\$1.00
			22136	CAMDEN	NHP-0042 (306)	54,891	\$2.50	\$1.05		\$1.00
		22109	CUMBERLAND	NHP-D00S (580)	86,069	\$0.75			\$1.00	
		22111	BURLINGTON	NHP-0068 (301)	192,200	\$0.75			\$0.50	
		22130	CAPE MAY	NHP-0083 (300)	222,470	\$0.85			\$1.00	
		2022Q3	22138	GLOUCESTER	NHP-0322 (330)	84,140	\$0.75			\$1.00
			22140	GLOUCESTER	NHP-0055 (304)	150,360	\$1.00	\$0.75		\$1.00
		2022Q4	22139	GLOUCESTER	NHP-0040 (318)	4,874	\$0.80	\$0.80	\$0.90	\$1.00
			22156	BURLINGTON	NHP-0009 (332)	84,500	\$0.85			\$1.00
			22135	CAMDEN	NHP-0130 (328)	90,900	\$0.70	\$0.60	\$0.65	\$1.00
			22151	ATLANTIC	NHPP-0030 (368)	213,600	\$0.75			\$1.00
		2023Q1	23407	BURLINGTON	STATE	5,000	\$0.50	\$1.00	\$0.50	\$0.83

HISTORICAL BID PRICE LISTING  
BY REGION

REGION: S

PAY ITEM	CALENDAR QUARTER	CONTRACT NUMBER	COUNTY LOCATION	PROJECT DESCRIPTION	BID QUANTITY	AWARD PRICE	SECOND BIDDER	THIRD BIDDER	ESTIMATE
-----									
REMOVAL OF RUMBLE STRIP / LF									
610038M	2022Q2	22132	CAMDEN	HSIP-D00S (574)	285	\$39.00	\$39.00	\$74.75	\$15.00
		22125	BURLINGTON	NHP-D00S (589)	4,580	\$6.50	\$15.00	\$14.00	\$5.00
	2022Q4	22139	GLOUCESTER	NHP-0040 (318)	586	\$10.00	\$4.70	\$0.01	\$5.00
-----									
REMOVAL OF TRAFFIC MARKINGS / SF									
610039M	2022Q2	22132	CAMDEN	HSIP-D00S (574)	2,470	\$3.15	\$3.15	\$3.28	\$4.00
		22136	CAMDEN	NHP-0042 (306)	4,932	\$3.75	\$3.25		\$3.00
		22111	BURLINGTON	NHP-0068 (301)	18,125	\$5.58			\$3.00
		22130	CAPE MAY	NHP-0083 (300)	79,570	\$0.01			\$2.00
	2022Q3	22140	GLOUCESTER	NHP-0055 (304)	2,438	\$3.45	\$4.49		\$3.00
	2022Q4	22139	GLOUCESTER	NHP-0040 (318)	33	\$5.00	\$5.00	\$5.50	\$4.00
		22156	BURLINGTON	NHP-0009 (332)	300	\$7.20			\$4.00
		22151	ATLANTIC	NHPP-0030 (368)	1,350	\$18.00			\$4.00
		22135	CAMDEN	NHP-0130 (328)	3,350	\$3.00	\$3.60	\$3.50	\$2.00
	2023Q1	23407	BURLINGTON	STATE	500	\$3.00	\$3.00	\$3.00	\$3.00
-----									
BOLLARD / U									
610045M	2022Q2	22103	BURLINGTON	NHP-0206 (333)	33	\$675	\$700	\$1,000	\$1,070
-----									
TRAFFIC MARKINGS SYMBOLS / SF									
610060M	2022Q2	22136	CAMDEN	NHP-0042 (306)	264	\$6.90	\$10.00		\$8.00
		22130	CAPE MAY	NHP-0083 (300)	570	\$18.75			\$5.00
		22111	BURLINGTON	NHP-0068 (301)	4,500	\$7.44			\$6.00
	2022Q4	22135	CAMDEN	NHP-0130 (328)	2,370	\$7.50	\$8.50	\$9.00	\$6.00
		22151	ATLANTIC	NHPP-0030 (368)	2,400	\$2.40			\$8.00
	2023Q1	23408	BURLINGTON	STATE	785	\$8.50	\$7.80	\$7.00	\$8.34

HISTORICAL BID PRICE LISTING  
 BY REGION

REGION: S

PAY ITEM	CALENDAR QUARTER	CONTRACT NUMBER	COUNTY LOCATION	PROJECT DESCRIPTION	BID QUANTITY	AWARD PRICE	SECOND BIDDER	THIRD BIDDER	ESTIMATE
-----	-----	-----	-----	-----	-----	-----	-----	-----	-----
TRAFFIC MARKINGS	SYMBOLS	/ SF							
610060M	(cont)	23407	BURLINGTON	STATE	1,250	\$7.00	\$8.50	\$7.30	\$8.34
		23407	BURLINGTON	STATE	1,430	\$8.30	\$8.50	\$9.00	\$8.34

HISTORICAL BID PRICE LISTING  
 BY REGION

REGION: S

PAY ITEM	CALENDAR QUARTER	CONTRACT NUMBER	COUNTY LOCATION	PROJECT DESCRIPTION	BID QUANTITY	AWARD PRICE	SECOND BIDDER	THIRD BIDDER	ESTIMATE
CUSH, COMP BAR, TYPE 2, NARROW / U									
611300M	2022Q2	22132	CAMDEN	HSIP-D00S (574)	1	\$50,400	\$50,400	\$43,700	\$33,000
CRASH CUSH, COMP BAR, TYPE 3, NARROW / U									
611312M	2022Q2	22114	CAMDEN	NHP-0076 (207)	1	\$7,000	\$15,000	\$55,000	\$35,000
		22125	BURLINGTON	NHP-D00S (589)	3	\$35,000	\$57,000	\$59,700	\$30,000
	2022Q4	22139	GLOUCESTER	NHP-0040 (318)	1	\$35,000	\$33,500	\$45,000	\$32,400
CRASH CUSH, LOW MAIN COMP, TYPE 2, NARRO / U									
611336M	2022Q2	22132	CAMDEN	HSIP-D00S (574)	4	\$53,000	\$53,000	\$33,350	\$40,000
CRASH CUSHION, LOW MAINTENANCE, COMPRESS / U									
611348M	2022Q2	22125	BURLINGTON	NHP-D00S (589)	1	\$35,000	\$57,000	\$55,600	\$39,000
		22132	CAMDEN	HSIP-D00S (574)	4	\$53,000	\$53,000	\$45,713	\$45,000



HISTORICAL BID PRICE LISTING  
BY REGION

REGION: S

PAY ITEM	CALENDAR QUARTER	CONTRACT NUMBER	COUNTY LOCATION	PROJECT DESCRIPTION	BID QUANTITY	AWARD PRICE	SECOND BIDDER	THIRD BIDDER	ESTIMATE
REGULATORY AND WARNING SIGN / SF									
612003P	2022Q2	22114	CAMDEN	NHP-0076 (207)	14	\$30.00	\$65.00	\$100.00	\$40.00
		22124	CUMBERLAND	NHP-0555 (303)	105	\$45.00	\$40.00	\$29.50	\$45.00
		22103	BURLINGTON	NHP-0206 (333)	607	\$45.00	\$38.00	\$44.00	\$39.00
		22132	CAMDEN	HSIP-D00S (574)	868.25	\$34.00	\$34.00	\$50.60	\$40.00
		22136	CAMDEN	NHP-0042 (306)	950	\$34.00	\$55.00		\$41.00
	2022Q4	22135	CAMDEN	NHP-0130 (328)	18	\$45.00	\$60.00	\$30.00	\$50.00
		22139	GLOUCESTER	NHP-0040 (318)	39.60	\$50.00	\$45.00	\$50.00	\$50.00
		22135	CAMDEN	NHP-0130 (328)	304	\$45.00	\$60.00	\$50.00	\$40.00
REGULATORY WARNING SIGN, CONCRETE MOUNT / U									
612005M	2022Q2	22132	CAMDEN	HSIP-D00S (574)	8	\$685	\$685	\$1,725	\$55.00
	2022Q4	22135	CAMDEN	NHP-0130 (328)	2	\$200	\$990	\$1,000	\$150.00
GUIDE SIGN, TYPE GA, STEEL "U" POST SUPP / SF									
612006P	2022Q2	22132	CAMDEN	HSIP-D00S (574)	231	\$75.00	\$75.00	\$55.20	\$40.00
	2022Q4	22139	GLOUCESTER	NHP-0040 (318)	159.20	\$50.00	\$40.00	\$45.00	\$40.00
		22135	CAMDEN	NHP-0130 (328)	253	\$50.00	\$60.00	\$52.00	\$50.00
GUIDE SIGN, TYPE GA, BREAKAWAY SUPPORTS / SF									
612009P	2022Q2	22136	CAMDEN	NHP-0042 (306)	1,300	\$24.00	\$45.00		\$80.00
RELOCATE SIGN, TYPE SSL / SF									
612020P	2022Q2	22136	CAMDEN	NHP-0042 (306)	25	\$40.00	\$150.00		\$30.00
RELOCATE SIGN / U									
612021M	2022Q2	22125	BURLINGTON	NHP-D00S (589)	15	\$350.00	\$175.00	\$415.00	\$350.00

HISTORICAL BID PRICE LISTING  
BY REGION

REGION: S

PAY ITEM -----	CALENDAR QUARTER	CONTRACT NUMBER	COUNTY LOCATION	PROJECT DESCRIPTION	BID QUANTITY	AWARD PRICE	SECOND BIDDER	THIRD BIDDER	ESTIMATE
-----	-----	-----	-----	-----	-----	-----	-----	-----	-----
CUSTOM SIGN / SF									
612032P	2022Q2	22103	BURLINGTON	NHP-0206(333)	12	\$45.00	\$40.00	\$44.00	\$17.00

HISTORICAL BID PRICE LISTING  
BY REGION

REGION: S

PAY ITEM	CALENDAR CONTRACT QUARTER NUMBER	COUNTY LOCATION	PROJECT DESCRIPTION	BID QUANTITY	AWARD PRICE	SECOND BIDDER	THIRD BIDDER	ESTIMATE
10" DUCTILE IRON WATER PIPE, CLASS 52 / LF								
651060P	2022Q2 22114	CAMDEN	NHP-0076(207)	557	\$600.00	\$300.00	\$280.00	\$600.00

HISTORICAL BID PRICE LISTING  
BY REGION

REGION: S

PAY ITEM	CALENDAR QUARTER	CONTRACT NUMBER	COUNTY LOCATION	PROJECT DESCRIPTION	BID QUANTITY	AWARD PRICE	SECOND BIDDER	THIRD BIDDER	ESTIMATE
-----									
WATER SERVICE CONNECTION / U									
651243M	2022Q2	22114	CAMDEN	NHP-0076 (207)	2	\$5,200	\$4,500	\$5,900	\$6,000
	2022Q4	22135	CAMDEN	NHP-0130 (328)	3	\$3,300	\$12,000	\$14,000	\$6,200
-----									
RESET WATER VALVE BOX / U									
651255M	2022Q4	22151	ATLANTIC	NHPP-0030 (368)	5	\$1,500			\$100.00
	2023Q1	23408	BURLINGTON	STATE	12	\$25.00	\$45.00	\$50.00	\$190.44
		23407	BURLINGTON	STATE	100	\$0.01	\$0.01	\$0.01	\$192.52

HISTORICAL BID PRICE LISTING  
 BY REGION

REGION: S

PAY ITEM	CALENDAR QUARTER	CONTRACT NUMBER	COUNTY LOCATION	PROJECT DESCRIPTION	BID QUANTITY	AWARD PRICE	SECOND BIDDER	THIRD BIDDER	ESTIMATE
-----									
18" POLYVINYL CHLORIDE SEWER PIPE / LF									
652240P	2022Q4	22135	CAMDEN	NHP-0130 (328)	180	\$315.00	\$316.00	\$425.00	\$150.00
-----									
24" POLYVINYL CHLORIDE SEWER PIPE / LF									
652246P	2022Q4	22135	CAMDEN	NHP-0130 (328)	6	\$825	\$1,000	\$1,800	\$180.00

HISTORICAL BID PRICE LISTING  
 BY REGION

REGION: S

PAY ITEM	CALENDAR QUARTER	CONTRACT NUMBER	COUNTY LOCATION	PROJECT DESCRIPTION	BID QUANTITY	AWARD PRICE	SECOND BIDDER	THIRD BIDDER	ESTIMATE
-----									
SANITARY SEWER SERVICE CONNECTION / U									
652417M	2022Q4	22135	CAMDEN	NHP-0130 (328)	2	\$3,800	\$6,000	\$28,000	\$5,000
-----									
SEPTIC SYSTEM / LS									
652443P	2022Q2	22103	BURLINGTON	NHP-0206 (333)	1	\$35,000	\$50,000	\$150,000	\$30,000

HISTORICAL BID PRICE LISTING  
 BY REGION

REGION: S

PAY ITEM -----	CALENDAR QUARTER	CONTRACT NUMBER	COUNTY LOCATION	PROJECT DESCRIPTION	BID QUANTITY	AWARD PRICE	SECOND BIDDER	THIRD BIDDER	ESTIMATE
-----	-----	-----	-----	-----	-----	-----	-----	-----	-----
RESET GAS VALVE BOX / U									
653084M	2022Q4	22151	ATLANTIC	NHPP-0030 (368)	5	\$1,500			\$100.00
	2023Q1	23408	BURLINGTON	STATE	7	\$25.00	\$45.00	\$50.00	\$183.05
		23407	BURLINGTON	STATE	11	\$0.01	\$45.00	\$0.01	\$183.07
		23407	BURLINGTON	STATE	100	\$0.01	\$0.01	\$0.01	\$183.06

HISTORICAL BID PRICE LISTING  
BY REGION

REGION: S

PAY ITEM	CALENDAR QUARTER	CONTRACT NUMBER	COUNTY LOCATION	PROJECT DESCRIPTION	BID QUANTITY	AWARD PRICE	SECOND BIDDER	THIRD BIDDER	ESTIMATE
ELECTRICAL CONDUIT / LF									
654003P	2022Q2	22124	CUMBERLAND	NHP-0555 (303)	470	\$215.00	\$250.00	\$267.00	\$230.00
UTILITY POLE SHEATH / U									
654010M	2022Q4	22135	CAMDEN	NHP-0130 (328)	26	\$5,000	\$5,500	\$4,500	\$9,000
ELECTRIC RISER / U									
654027M	2022Q2	22114	CAMDEN	NHP-0076 (207)	3	\$1,000	\$1,000	\$5,000	\$5,000
ELECTRICAL MANHOLE / U									
654030M	2022Q2	22114	CAMDEN	NHP-0076 (207)	2	\$120,000	\$132,000	\$50,000	\$45,000
RESET TELECOMMUNICATIONS MANHOLE / U									
654050M	2023Q1	23408	BURLINGTON	STATE	12	\$3,355	\$2,251	\$560	\$2,224
CONCRETE ENCASED DUCT BANK, 2-5" PVC / LF									
654060P	2022Q2	22114	CAMDEN	NHP-0076 (207)	385	\$350.00	\$325.00	\$200.00	\$400.00
CONCRETE ENCASED DUCT BANK, 12-5" PVC / LF									
654065P	2022Q2	22114	CAMDEN	NHP-0076 (207)	563	\$550.00	\$530.00	\$750.00	\$500.00



HISTORICAL BID PRICE LISTING  
BY REGION

REGION: S

PAY ITEM -----	CALENDAR QUARTER	CONTRACT NUMBER	COUNTY LOCATION -----	PROJECT DESCRIPTION -----	BID QUANTITY -----	AWARD PRICE -----	SECOND BIDDER -----	THIRD BIDDER -----	ESTIMATE -----
UTILITY PIPE SUPPORT / LS									
657005P	2022Q2	22124	CUMBERLAND	NHP-0555 (303)	1	\$25,000	\$47,500	\$45,540	\$200,000

HISTORICAL BID PRICE LISTING  
BY REGION

REGION: S

PAY ITEM	CALENDAR QUARTER	CONTRACT NUMBER	COUNTY LOCATION	PROJECT DESCRIPTION	BID QUANTITY	AWARD PRICE	SECOND BIDDER	THIRD BIDDER	ESTIMATE
3/4" RIGID METALLIC CONDUIT / LF									
701006P	2022Q2	22125	BURLINGTON	NHP-D00S (589)	3	\$150.00	\$125.00	\$125.00	\$125.00
		22125	BURLINGTON	NHP-D00S (589)	3	\$150.00	\$125.00	\$125.00	\$125.00
		22125	BURLINGTON	NHP-D00S (589)	3	\$150.00	\$125.00	\$125.00	\$125.00
		22125	BURLINGTON	NHP-D00S (589)	3	\$150.00	\$125.00	\$125.00	\$125.00
-----									
1 1/2" RIGID METALLIC CONDUIT / LF									
701012P	2022Q4	22135	CAMDEN	NHP-0130 (328)	26	\$60.00	\$66.00	\$195.00	\$45.00
-----									
2" RIGID METALLIC CONDUIT / LF									
701015P	2022Q2	22132	CAMDEN	HSIP-D00S (574)	20	\$90.00	\$90.00	\$60.00	\$60.00
		22114	CAMDEN	NHP-0076 (207)	48	\$125.00	\$100.00	\$30.00	\$50.00
	2022Q4	22135	CAMDEN	NHP-0130 (328)	65	\$95.00	\$105.00	\$75.00	\$50.00
		22135	CAMDEN	NHP-0130 (328)	70	\$95.00	\$105.00	\$75.00	\$50.00
		22135	CAMDEN	NHP-0130 (328)	170	\$75.00	\$82.00	\$62.00	\$62.00
		22139	GLOUCESTER	NHP-0040 (318)	278	\$82.00	\$82.00	\$60.00	\$48.00
		22135	CAMDEN	NHP-0130 (328)	420	\$65.00	\$71.00	\$65.00	\$50.00
-----									
3" RIGID METALLIC CONDUIT / LF									
701021P	2022Q2	22125	BURLINGTON	NHP-D00S (589)	21	\$150.00	\$125.00	\$280.00	\$125.00
		22125	BURLINGTON	NHP-D00S (589)	21	\$150.00	\$125.00	\$280.00	\$125.00
		22124	CUMBERLAND	NHP-0555 (303)	500	\$80.00	\$94.00	\$102.00	\$70.00
		22124	CUMBERLAND	NHP-0555 (303)	610	\$60.00	\$70.50	\$76.25	\$75.00
		22103	BURLINGTON	NHP-0206 (333)	773	\$75.00	\$86.00	\$86.00	\$42.00
		22132	CAMDEN	HSIP-D00S (574)	3,545	\$95.00	\$95.00	\$90.00	\$65.00
	2022Q4	22135	CAMDEN	NHP-0130 (328)	65	\$100.00	\$110.00	\$90.00	\$60.00
		22135	CAMDEN	NHP-0130 (328)	70	\$100.00	\$110.00	\$90.00	\$60.00
		22135	CAMDEN	NHP-0130 (328)	230	\$80.00	\$89.00	\$85.00	\$95.00
		22135	CAMDEN	NHP-0130 (328)	680	\$70.00	\$77.00	\$82.00	\$60.00
		22139	GLOUCESTER	NHP-0040 (318)	810	\$84.00	\$84.00	\$75.00	\$65.00
-----									
2" RIGID NONMETALLIC CONDUIT / LF									
701027P	2022Q2	22125	BURLINGTON	NHP-D00S (589)	33	\$150.00	\$150.00	\$150.00	\$75.00

HISTORICAL BID PRICE LISTING  
BY REGION

REGION: S

PAY ITEM	CALENDAR QUARTER	CONTRACT NUMBER	COUNTY LOCATION	PROJECT DESCRIPTION	BID QUANTITY	AWARD PRICE	SECOND BIDDER	THIRD BIDDER	ESTIMATE
FIBERGLASS CONDUIT / LF		22125	BURLINGTON	NHP-D00S (589)	37	\$150.00	\$150.00	\$135.00	\$75.00
701091P	2022Q2	22124	CUMBERLAND	NHP-0555 (303)	1,405	\$40.00	\$119.00	\$145.00	\$80.00
-----									
10" X 36" JUNCTION BOX / U									
701096M	2022Q4	22135	CAMDEN	NHP-0130 (328)	1	\$1,800	\$2,000	\$2,500	\$1,600
		22135	CAMDEN	NHP-0130 (328)	8	\$2,000	\$2,200	\$2,800	\$1,600

HISTORICAL BID PRICE LISTING  
BY REGION

REGION: S

PAY ITEM	CALENDAR QUARTER	CONTRACT NUMBER	COUNTY LOCATION	PROJECT DESCRIPTION	BID QUANTITY	AWARD PRICE	SECOND BIDDER	THIRD BIDDER	ESTIMATE
-----									
18" X 36" JUNCTION BOX / U									
701102M	2022Q2	22124	CUMBERLAND	NHP-0555 (303)	3	\$3,600	\$4,000	\$4,310	\$4,200
		22124	CUMBERLAND	NHP-0555 (303)	4	\$2,000	\$1,450	\$4,090	\$1,500
		22103	BURLINGTON	NHP-0206 (333)	9	\$2,500	\$3,330	\$3,330	\$55.00
		22132	CAMDEN	HSIP-D00S (574)	19	\$3,200	\$3,200	\$3,590	\$2,600
	2022Q4	22135	CAMDEN	NHP-0130 (328)	2	\$2,250	\$2,500	\$8,000	\$3,500
		22139	GLOUCESTER	NHP-0040 (318)	10	\$3,600	\$3,600	\$3,300	\$2,750
-----									
12" X 10" X 8" METAL JUNCTION BOX / U									
701108M	2022Q4	22135	CAMDEN	NHP-0130 (328)	6	\$1,800	\$2,000	\$1,200	\$1,600
-----									
18" X 8" X 6" METAL JUNCTION BOX / U									
701112M	2022Q2	22125	BURLINGTON	NHP-D00S (589)	2	\$5,000	\$7,500	\$7,100	\$2,000
		22125	BURLINGTON	NHP-D00S (589)	2	\$4,300	\$7,500	\$7,100	\$2,000
		22125	BURLINGTON	NHP-D00S (589)	2	\$5,000	\$7,500	\$7,100	\$2,000
		22125	BURLINGTON	NHP-D00S (589)	2	\$5,000	\$7,500	\$7,100	\$2,000
-----									
JUNCTION BOX FOUNDATION / U									
701117M	2022Q2	22103	BURLINGTON	NHP-0206 (333)	1	\$2,650	\$3,120	\$3,120	\$2,820
		22124	CUMBERLAND	NHP-0555 (303)	1	\$3,600	\$4,000	\$4,320	\$3,100
-----									
FOUNDATION, TYPE SFT / U									
701123M	2022Q2	22124	CUMBERLAND	NHP-0555 (303)	1	\$3,000	\$3,200	\$3,470	\$2,550
		22103	BURLINGTON	NHP-0206 (333)	2	\$2,335	\$2,800	\$2,800	\$2,200
		22132	CAMDEN	HSIP-D00S (574)	7	\$3,300	\$3,300	\$3,000	\$2,400
	2022Q4	22139	GLOUCESTER	NHP-0040 (318)	4	\$3,200	\$3,200	\$3,300	\$2,510
-----									
FOUNDATION, TYPE P-MC MODIFIED / U									
701128M	2022Q2	22124	CUMBERLAND	NHP-0555 (303)	1	\$5,500	\$6,400	\$6,910	\$4,500

HISTORICAL BID PRICE LISTING  
BY REGION

REGION: S

PAY ITEM	CALENDAR QUARTER	CONTRACT NUMBER	COUNTY LOCATION	PROJECT DESCRIPTION	BID QUANTITY	AWARD PRICE	SECOND BIDDER	THIRD BIDDER	ESTIMATE
-----									
FOUNDATION, TYPE P-MC MODIFIED / U									
701128M	(cont)	22132	CAMDEN	HSIP-D00S (574)	2	\$6,300	\$6,300	\$5,550	\$4,600
	2022Q4	22139	GLOUCESTER	NHP-0040 (318)	1	\$6,000	\$6,000	\$6,300	\$4,500
-----									
FOUNDATION, TYPE SPF / U									
701135M	2022Q2	22124	CUMBERLAND	NHP-0555 (303)	2	\$2,500	\$2,750	\$2,980	\$1,800
		22103	BURLINGTON	NHP-0206 (333)	3	\$1,700	\$2,200	\$2,200	\$2,000
		22132	CAMDEN	HSIP-D00S (574)	23	\$2,150	\$2,150	\$2,400	\$2,100
	2022Q4	22139	GLOUCESTER	NHP-0040 (318)	3	\$2,800	\$2,800	\$2,150	\$1,900
-----									
BORING FOR FOUNDATION, STF 50 FOOT ARM / U									
701136M	2022Q2	22103	BURLINGTON	NHP-0206 (333)	2	\$6,000	\$14,800	\$2,500	\$8,500
		22132	CAMDEN	HSIP-D00S (574)	3	\$6,000	\$6,000	\$15,900	\$12,000
	2022Q4	22139	GLOUCESTER	NHP-0040 (318)	2	\$16,000	\$16,000	\$30,000	\$12,800
-----									
FOUNDATION, STF FOR GREATER THAN 50 FOOT / LF									
701137M	2022Q2	22103	BURLINGTON	NHP-0206 (333)	2	\$4,240	\$27,200	\$5,000	\$7,950
		22132	CAMDEN	HSIP-D00S (574)	45	\$2,100	\$2,100	\$1,800	\$1,600
	2022Q4	22139	GLOUCESTER	NHP-0040 (318)	30	\$1,600	\$1,600	\$1,200	\$1,900
-----									
FOUNDATION, TYPE STF / U									
701138M	2022Q2	22132	CAMDEN	HSIP-D00S (574)	13	\$11,000	\$11,000	\$6,900	\$5,660
	2022Q4	22139	GLOUCESTER	NHP-0040 (318)	2	\$7,600	\$7,600	\$11,000	\$6,500
-----									
FOUNDATION, TYPE SFK / U									
701144M	2022Q2	22103	BURLINGTON	NHP-0206 (333)	2	\$2,550	\$3,200	\$3,200	\$2,425

HISTORICAL BID PRICE LISTING  
BY REGION

REGION: S

PAY ITEM	CALENDAR QUARTER	CONTRACT NUMBER	COUNTY LOCATION	PROJECT DESCRIPTION	BID QUANTITY	AWARD PRICE	SECOND BIDDER	THIRD BIDDER	ESTIMATE
FOUNDATION, TYPE SFK / U									
701144M	(cont)	22124	CUMBERLAND	NHP-0555 (303)	2	\$3,100	\$3,750	\$3,970	\$2,575
		22132	CAMDEN	HSIP-D00S (574)	3	\$3,500	\$3,500	\$3,200	\$2,600
-----									
FOUNDATION, TYPE 2M-MC / U									
701162M	2022Q4	22135	CAMDEN	NHP-0130 (328)	1	\$4,500	\$5,000	\$10,000	\$2,200
-----									
METER CABINET, TYPE TL / U									
701171M	2022Q2	22103	BURLINGTON	NHP-0206 (333)	1	\$5,100	\$4,180	\$4,200	\$4,200
		22124	CUMBERLAND	NHP-0555 (303)	1	\$4,200	\$4,500	\$4,960	\$4,100
		22132	CAMDEN	HSIP-D00S (574)	2	\$4,650	\$4,650	\$4,212	\$4,150
	2022Q4	22139	GLOUCESTER	NHP-0040 (318)	1	\$5,270	\$5,270	\$4,700	\$4,200
-----									
METER CABINET, TYPE 2M-MC / U									
701180M	2022Q4	22135	CAMDEN	NHP-0130 (328)	1	\$18,500	\$20,500	\$35,000	\$15,000
-----									
GROUND WIRE, NO. 8 AWG / LF									
701192P	2022Q2	22124	CUMBERLAND	NHP-0555 (303)	355	\$1.25	\$1.40	\$1.50	\$4.00
		22103	BURLINGTON	NHP-0206 (333)	607	\$2.35	\$1.36	\$1.35	\$3.00
		22132	CAMDEN	HSIP-D00S (574)	5,690	\$2.45	\$2.45	\$1.12	\$4.00
	2022Q4	22139	GLOUCESTER	NHP-0040 (318)	1,050	\$0.48	\$0.48	\$2.10	\$3.50
		22135	CAMDEN	NHP-0130 (328)	1,583	\$3.00	\$3.30	\$4.00	\$4.00
-----									
MULTIPLE LIGHTING WIRE, NO. 2 AWG / LF									
701195P	2022Q4	22135	CAMDEN	NHP-0130 (328)	2,767	\$4.75	\$5.20	\$6.00	\$6.00

HISTORICAL BID PRICE LISTING  
BY REGION

REGION: S

PAY ITEM	CALENDAR QUARTER	CONTRACT NUMBER	COUNTY LOCATION	PROJECT DESCRIPTION	BID QUANTITY	AWARD PRICE	SECOND BIDDER	THIRD BIDDER	ESTIMATE
-----									
MULTIPLE LIGHTING WIRE, NO. 8 AWG / LF									
701201P	2022Q2	22124	CUMBERLAND	NHP-0555 (303)	450	\$1.35	\$1.55	\$1.65	\$5.00
		22103	BURLINGTON	NHP-0206 (333)	1,492	\$3.25	\$1.42	\$1.45	\$3.00
		22132	CAMDEN	HSIP-D00S (574)	5,110	\$2.15	\$2.15	\$1.42	\$3.00
	2022Q4	22135	CAMDEN	NHP-0130 (328)	1,475	\$3.50	\$3.90	\$4.00	\$3.00
		22139	GLOUCESTER	NHP-0040 (318)	2,000	\$1.20	\$1.20	\$1.85	\$4.00
-----									
SERVICE WIRE, NO. 2 AWG / LF									
701210P	2022Q2	22114	CAMDEN	NHP-0076 (207)	205	\$5.00	\$30.00	\$30.00	\$8.00
	2022Q4	22139	GLOUCESTER	NHP-0040 (318)	60	\$6.19	\$6.19	\$18.00	\$8.00
		22135	CAMDEN	NHP-0130 (328)	90	\$10.00	\$11.00	\$28.00	\$7.00
-----									
SERVICE WIRE, NO. 6 AWG / LF									
701213P	2022Q2	22103	BURLINGTON	NHP-0206 (333)	142	\$2.50	\$3.43	\$3.50	\$4.00
		22132	CAMDEN	HSIP-D00S (574)	195	\$3.20	\$3.20	\$3.55	\$6.00
		22124	CUMBERLAND	NHP-0555 (303)	200	\$3.25	\$3.65	\$3.95	\$7.00
	2022Q4	22139	GLOUCESTER	NHP-0040 (318)	150	\$3.19	\$3.19	\$7.25	\$5.00

HISTORICAL BID PRICE LISTING  
BY REGION

REGION: S

PAY ITEM	CALENDAR QUARTER	CONTRACT NUMBER	COUNTY LOCATION	PROJECT DESCRIPTION	BID QUANTITY	AWARD PRICE	SECOND BIDDER	THIRD BIDDER	ESTIMATE
CONTROLLER, 8 PHASE / U									
702009M	2022Q2	22103	BURLINGTON	NHP-0206 (333)	1	\$17,500	\$15,440	\$25,000	\$14,985
		22124	CUMBERLAND	NHP-0555 (303)	1	\$17,000	\$18,000	\$19,700	\$20,000
		22132	CAMDEN	HSIP-D00S (574)	2	\$21,000	\$21,000	\$18,303	\$20,200
	2022Q4	22139	GLOUCESTER	NHP-0040 (318)	1	\$20,520	\$20,520	\$30,000	\$22,300
-----									
TRAFFIC SIGNAL STANDARD, ALUMINUM / U									
702012M	2022Q2	22124	CUMBERLAND	NHP-0555 (303)	3	\$4,100	\$4,650	\$5,040	\$3,100
		22103	BURLINGTON	NHP-0206 (333)	4	\$3,320	\$3,580	\$3,600	\$2,185
		22132	CAMDEN	HSIP-D00S (574)	10	\$3,950	\$3,950	\$4,384	\$3,200
	2022Q4	22139	GLOUCESTER	NHP-0040 (318)	4	\$2,920	\$2,920	\$3,550	\$3,300
-----									
SIGNAL STANDARD GREATER 50 FOOT, STEEL / U									
702014M	2022Q2	22103	BURLINGTON	NHP-0206 (333)	2	\$18,745	\$19,980	\$20,000	\$6,270
		22132	CAMDEN	HSIP-D00S (574)	3	\$15,000	\$15,000	\$15,470	\$10,300
	2022Q4	22139	GLOUCESTER	NHP-0040 (318)	2	\$21,360	\$21,360	\$2,700	\$10,900
-----									
TRAFFIC SIGNAL STANDARD, STEEL / U									
702015M	2022Q2	22132	CAMDEN	HSIP-D00S (574)	14	\$9,100	\$9,100	\$9,423	\$7,000
	2022Q4	22139	GLOUCESTER	NHP-0040 (318)	2	\$8,140	\$8,140	\$10,250	\$7,700
-----									
PEDESTRIAN SIGNAL STANDARD / U									
702018M	2022Q2	22124	CUMBERLAND	NHP-0555 (303)	2	\$1,000	\$1,175	\$1,270	\$1,100
		22103	BURLINGTON	NHP-0206 (333)	3	\$1,100	\$998	\$1,000	\$900.00
		22132	CAMDEN	HSIP-D00S (574)	23	\$1,150	\$1,150	\$1,021	\$1,100
	2022Q4	22139	GLOUCESTER	NHP-0040 (318)	3	\$1,020	\$1,020	\$1,250	\$1,200



HISTORICAL BID PRICE LISTING  
BY REGION

REGION: S

PAY ITEM	CALENDAR QUARTER	CONTRACT NUMBER	COUNTY LOCATION	PROJECT DESCRIPTION	BID QUANTITY	AWARD PRICE	SECOND BIDDER	THIRD BIDDER	ESTIMATE
-----									
TRAFFIC SIGNAL MAST ARM, ALUMINUM / U									
702021M	2022Q2	22103	BURLINGTON	NHP-0206 (333)	2	\$4,600	\$2,980	\$3,000	\$3,235
		22124	CUMBERLAND	NHP-0555 (303)	2	\$3,000	\$3,500	\$3,790	\$2,700
		22132	CAMDEN	HSIP-D00S (574)	9	\$3,250	\$3,250	\$3,122	\$2,400
-----									
TRAFFIC SIGNAL MAST ARM, STEEL / U									
702024M	2022Q2	22132	CAMDEN	HSIP-D00S (574)	15	\$7,050	\$7,050	\$7,732	\$5,800
	2022Q4	22139	GLOUCESTER	NHP-0040 (318)	2	\$6,160	\$6,160	\$7,900	\$7,000
-----									
TRAFFIC ARM GREATER THAN 50 FOOT, STEEL / U									
702025M	2022Q2	22103	BURLINGTON	NHP-0206 (333)	2	\$35,300	\$33,840	\$35,000	\$8,175
		22132	CAMDEN	HSIP-D00S (574)	3	\$41,000	\$41,000	\$36,406	\$22,000
	2022Q4	22139	GLOUCESTER	NHP-0040 (318)	2	\$48,720	\$48,720	\$60,000	\$24,000
-----									
TRAFFIC SIGNAL CABLE, 2 CONDUCTOR / LF									
702027P	2022Q2	22124	CUMBERLAND	NHP-0555 (303)	350	\$1.30	\$1.45	\$1.55	\$3.00
		22103	BURLINGTON	NHP-0206 (333)	1,114	\$2.30	\$1.28	\$1.30	\$3.00
		22132	CAMDEN	HSIP-D00S (574)	10,390	\$1.45	\$1.45	\$1.32	\$2.00
	2022Q4	22139	GLOUCESTER	NHP-0040 (318)	1,450	\$1.25	\$1.25	\$1.75	\$2.50
-----									
TRAFFIC SIGNAL CABLE, 5 CONDUCTOR / LF									
702030P	2022Q2	22124	CUMBERLAND	NHP-0555 (303)	620	\$2.00	\$2.15	\$2.35	\$4.00
		22103	BURLINGTON	NHP-0206 (333)	1,447	\$2.85	\$2.01	\$2.00	\$3.00
		22132	CAMDEN	HSIP-D00S (574)	13,940	\$2.15	\$2.15	\$2.04	\$3.00
	2022Q4	22139	GLOUCESTER	NHP-0040 (318)	2,200	\$1.89	\$1.89	\$2.60	\$3.50
-----									
TRAFFIC SIGNAL CABLE, 10 CONDUCTOR / LF									
702033P	2022Q2	22124	CUMBERLAND	NHP-0555 (303)	1,020	\$3.60	\$4.10	\$4.45	\$4.00

HISTORICAL BID PRICE LISTING  
BY REGION

REGION: S

PAY ITEM	CALENDAR QUARTER	CONTRACT NUMBER	COUNTY LOCATION	PROJECT DESCRIPTION	BID QUANTITY	AWARD PRICE	SECOND BIDDER	THIRD BIDDER	ESTIMATE
-----									
TRAFFIC SIGNAL CABLE, 10 CONDUCTOR / LF									
702033P	(cont)	22103	BURLINGTON	NHP-0206 (333)	2,333	\$3.85	\$4.50	\$4.50	\$4.00
		22132	CAMDEN	HSIP-D00S (574)	13,830	\$3.30	\$3.30	\$3.34	\$4.00
	2022Q4	22139	GLOUCESTER	NHP-0040 (318)	2,300	\$3.55	\$3.55	\$3.15	\$5.00
-----									
TRAFFIC SIGNAL HEAD / U									
702036M	2022Q2	22124	CUMBERLAND	NHP-0555 (303)	8	\$1,400	\$1,500	\$1,600	\$1,375
		22103	BURLINGTON	NHP-0206 (333)	16	\$1,450	\$1,640	\$1,640	\$1,080
		22132	CAMDEN	HSIP-D00S (574)	95	\$1,150	\$1,150	\$2,593	\$1,600
	2022Q4	22139	GLOUCESTER	NHP-0040 (318)	12	\$1,700	\$1,700	\$1,300	\$1,400
-----									
PUSH BUTTON INSTALLATION / U									
702038M	2022Q2	22124	CUMBERLAND	NHP-0555 (303)	1	\$2,400	\$2,850	\$3,100	\$2,000
		22132	CAMDEN	HSIP-D00S (574)	24	\$2,350	\$2,350	\$2,500	\$1,950
	2022Q4	22139	GLOUCESTER	NHP-0040 (318)	1	\$2,800	\$2,800	\$2,900	\$1,900
-----									
PEDESTRIAN SIGNAL HEAD / U									
702039M	2022Q2	22103	BURLINGTON	NHP-0206 (333)	4	\$885	\$1,040	\$1,040	\$1,000
		22124	CUMBERLAND	NHP-0555 (303)	4	\$1,000	\$1,125	\$1,220	\$1,000
		22132	CAMDEN	HSIP-D00S (574)	52	\$325	\$325	\$1,223	\$1,000
	2022Q4	22139	GLOUCESTER	NHP-0040 (318)	8	\$1,230	\$1,230	\$875	\$1,200
-----									
PUSH BUTTON / U									
702042M	2022Q2	22124	CUMBERLAND	NHP-0555 (303)	2	\$450.00	\$500.00	\$553.00	\$500.00
		22103	BURLINGTON	NHP-0206 (333)	4	\$470.00	\$409.00	\$410.00	\$500.00
		22132	CAMDEN	HSIP-D00S (574)	52	\$375.00	\$375.00	\$440.42	\$400.00
	2022Q4	22139	GLOUCESTER	NHP-0040 (318)	8	\$455.00	\$455.00	\$400.00	\$500.00

HISTORICAL BID PRICE LISTING  
BY REGION

REGION: S

PAY ITEM	CALENDAR QUARTER	CONTRACT NUMBER	COUNTY LOCATION	PROJECT DESCRIPTION	BID QUANTITY	AWARD PRICE	SECOND BIDDER	THIRD BIDDER	ESTIMATE
IMAGE DETECTOR / U									
702045M	2022Q4	22139	GLOUCESTER	NHP-0040 (318)	4	\$5,690	\$5,690	\$8,250	\$19,000
RADAR DETECTOR / U									
702046M	2022Q2	22124	CUMBERLAND	NHP-0555 (303)	2	\$10,000	\$10,750	\$11,530	\$9,500
		22103	BURLINGTON	NHP-0206 (333)	4	\$8,590	\$9,010	\$9,000	\$9,000
		22132	CAMDEN	HSIP-D00S (574)	18	\$9,600	\$9,600	\$10,001	\$8,300
GENERATOR AUXILIARY CABINET / U									
702050M	2022Q2	22103	BURLINGTON	NHP-0206 (333)	1	\$8,545	\$7,290	\$7,300	\$8,200
		22124	CUMBERLAND	NHP-0555 (303)	1	\$7,500	\$8,250	\$8,970	\$7,300
		22132	CAMDEN	HSIP-D00S (574)	6	\$11,900	\$11,900	\$9,512	\$7,100
	2022Q4	22139	GLOUCESTER	NHP-0040 (318)	1	\$8,390	\$8,390	\$8,350	\$7,400
INTERIM TRAFFIC SIGNAL SYSTEM, LOCATION / LS									
702057M	2022Q2	22103	BURLINGTON	NHP-0206 (333)	1	\$14,300	\$81,550	\$5,000	\$11,100
		22132	CAMDEN	HSIP-D00S (574)	1	\$15,000	\$15,000	\$18,754	\$12,500
		22132	CAMDEN	HSIP-D00S (574)	1	\$45,000	\$45,000	\$20,097	\$12,500
		22132	CAMDEN	HSIP-D00S (574)	1	\$8,000	\$8,000	\$25,918	\$12,500
		22132	CAMDEN	HSIP-D00S (574)	1	\$18,000	\$18,000	\$16,273	\$12,500
		22132	CAMDEN	HSIP-D00S (574)	1	\$8,000	\$8,000	\$19,110	\$12,500
		22132	CAMDEN	HSIP-D00S (574)	1	\$15,000	\$15,000	\$22,496	\$12,500
	2022Q4	22139	GLOUCESTER	NHP-0040 (318)	1	\$14,830	\$14,830	\$23,000	\$3,100
CONTROLLER TURN-ON / U									
702060M	2022Q2	22103	BURLINGTON	NHP-0206 (333)	1	\$14,000	\$4,760	\$8,000	\$2,725
		22124	CUMBERLAND	NHP-0555 (303)	1	\$3,600	\$4,100	\$4,440	\$7,400
		22132	CAMDEN	HSIP-D00S (574)	6	\$15,000	\$15,000	\$6,485	\$6,500
	2022Q4	22139	GLOUCESTER	NHP-0040 (318)	1	\$5,400	\$5,400	\$5,000	\$5,000

HISTORICAL BID PRICE LISTING  
BY REGION

REGION: S

PAY ITEM	CALENDAR QUARTER	CONTRACT NUMBER	COUNTY LOCATION	PROJECT DESCRIPTION	BID QUANTITY	AWARD PRICE	SECOND BIDDER	THIRD BIDDER	ESTIMATE
LIGHTING STANDARD ALUMINUM / U									
703003M	2022Q2	22103	BURLINGTON	NHP-0206 (333)	1	\$2,525	\$2,600	\$2,600	\$2,000
		22124	CUMBERLAND	NHP-0555 (303)	1	\$2,700	\$3,100	\$3,370	\$2,600
	2022Q4	22135	CAMDEN	NHP-0130 (328)	8	\$3,215	\$3,600	\$5,500	\$2,800
LUMINAIRE / U									
703018M	2022Q2	22124	CUMBERLAND	NHP-0555 (303)	2	\$2,000	\$2,250	\$2,450	\$1,950
		22103	BURLINGTON	NHP-0206 (333)	4	\$2,630	\$2,310	\$2,300	\$1,700
		22132	CAMDEN	HSIP-D00S (574)	11	\$2,500	\$2,500	\$2,274	\$1,650
	2022Q4	22139	GLOUCESTER	NHP-0040 (318)	4	\$2,580	\$2,580	\$3,150	\$2,200
		22135	CAMDEN	NHP-0130 (328)	8	\$2,215	\$2,500	\$2,500	\$2,100
TEMPORARY HIGHWAY LIGHTING SYSTEM / LS									
703033P	2022Q4	22135	CAMDEN	NHP-0130 (328)	1	\$50,000	\$125,000	\$75,000	\$18,000
		22135	CAMDEN	NHP-0130 (328)	1	\$23,500	\$45,000	\$55,000	\$18,000
		22135	CAMDEN	NHP-0130 (328)	1	\$23,500	\$45,000	\$68,000	\$18,000
		22135	CAMDEN	NHP-0130 (328)	1	\$23,500	\$45,000	\$55,000	\$18,000
NAVIGATIONAL LIGHTING SYSTEM / U									
703034P	2022Q4	22135	CAMDEN	NHP-0130 (328)	1	\$45,500	\$60,000	\$25,000	\$5,000

HISTORICAL BID PRICE LISTING  
BY REGION

REGION: S

PAY ITEM	CALENDAR QUARTER	CONTRACT NUMBER	COUNTY LOCATION	PROJECT DESCRIPTION	BID QUANTITY	AWARD PRICE	SECOND BIDDER	THIRD BIDDER	ESTIMATE
ITS CONDUIT, TYPE A / LF									
704002M	2022Q4	22135	CAMDEN	NHP-0130 (328)	2,164	\$50.00	\$56.00	\$115.00	\$50.00
-----									
JUNCTION BOX ITS TYPE A / U									
704003M	2022Q4	22135	CAMDEN	NHP-0130 (328)	6	\$5,200	\$5,750	\$3,800	\$5,000
-----									
JUNCTION BOX ITS TYPE B / U									
704006M	2022Q4	22135	CAMDEN	NHP-0130 (328)	2	\$9,500	\$10,750	\$7,000	\$9,500
-----									
JUNCTION BOX ITS TYPE C / U									
704009M	2022Q4	22139	GLOUCESTER	NHP-0040 (318)	2	\$2,790	\$2,790	\$4,100	\$3,650
-----									
METER CABINET ITS / U									
704011M	2022Q4	22139	GLOUCESTER	NHP-0040 (318)	1	\$4,070	\$4,070	\$3,000	\$3,140
-----									
COMMUNICATION CABLE / LF									
704012P	2022Q4	22139	GLOUCESTER	NHP-0040 (318)	249	\$3.55	\$3.55	\$7.50	\$15.00
-----									
FOUNDATION ITS TYPE D-MC / U									
704023M	2022Q4	22139	GLOUCESTER	NHP-0040 (318)	1	\$5,000	\$5,000	\$6,700	\$4,000
-----									
CONTROL CENTER SYSTEM, LOCATION NO. ____ / LS									
704033P	2022Q4	22139	GLOUCESTER	NHP-0040 (318)	1	\$10,580	\$10,580	\$4,000	\$7,500
-----									
FOUNDATION CSS / U									
704035M	2022Q4	22139	GLOUCESTER	NHP-0040 (318)	1	\$36,000	\$36,000	\$19,000	\$13,000

HISTORICAL BID PRICE LISTING  
 BY REGION

REGION: S

PAY ITEM	CALENDAR QUARTER	CONTRACT NUMBER	COUNTY LOCATION	PROJECT DESCRIPTION	BID QUANTITY	AWARD PRICE	SECOND BIDDER	THIRD BIDDER	ESTIMATE
CAMERA STANDARD TYPE A / U									
704048M	2022Q4	22139	GLOUCESTER	NHP-0040 (318)	1	\$83,800	\$83,800	\$112,000	\$70,000
CAMERA / U									
704060M	2022Q4	22139	GLOUCESTER	NHP-0040 (318)	2	\$5,890	\$5,890	\$10,500	\$9,000
CONTROLLER, CAMERA / U									
704063M	2022Q4	22139	GLOUCESTER	NHP-0040 (318)	1	\$47,040	\$47,040	\$53,500	\$50,000

HISTORICAL BID PRICE LISTING  
 BY REGION

REGION: S

PAY ITEM	CALENDAR QUARTER	CONTRACT NUMBER	COUNTY LOCATION	PROJECT DESCRIPTION	BID QUANTITY	AWARD PRICE	SECOND BIDDER	THIRD BIDDER	ESTIMATE
WIM ROADWAY DEVICES 1 LANES / U									
704189M	2022Q2	22111	BURLINGTON	NHP-0068 (301)	6	\$45,388			\$30,500
	2023Q1	23408	BURLINGTON	STATE	2	\$27,000	\$27,520	\$40,780	\$34,500

HISTORICAL BID PRICE LISTING  
 BY REGION

REGION: S

PAY ITEM	CALENDAR QUARTER	CONTRACT NUMBER	COUNTY LOCATION	PROJECT DESCRIPTION	BID QUANTITY	AWARD PRICE	SECOND BIDDER	THIRD BIDDER	ESTIMATE
SELECTIVE CLEARING / SY									
801012M	2022Q2	22125	BURLINGTON	NHP-D00S (589)	2,276	\$40.00	\$50.00	\$29.00	\$7.00



HISTORICAL BID PRICE LISTING  
 BY REGION

REGION: S

PAY ITEM	CALENDAR QUARTER	CONTRACT NUMBER	COUNTY LOCATION	PROJECT DESCRIPTION	BID QUANTITY	AWARD PRICE	SECOND BIDDER	THIRD BIDDER	ESTIMATE
TREE REMOVAL, OVER 30" TO 36" DIAMETER / U									
802033M	2022Q2	22125	BURLINGTON	NHP-D00S (589)	1	\$3,000	\$5,200	\$7,250	\$3,700

HISTORICAL BID PRICE LISTING  
BY REGION

REGION: S

PAY ITEM	CALENDAR QUARTER	CONTRACT NUMBER	COUNTY LOCATION	PROJECT DESCRIPTION	BID QUANTITY	AWARD PRICE	SECOND BIDDER	THIRD BIDDER	ESTIMATE
TOPSOIL SPREADING ___" THICK / SY									
804000P	2022Q2	22114	CAMDEN	NHP-0076 (207)	130	\$5.00	\$10.00	\$10.00	\$10.00
		22124	CUMBERLAND	NHP-0555 (303)	160	\$20.00	\$27.50	\$11.75	\$12.00
		22125	BURLINGTON	NHP-D00S (589)	450	\$13.00	\$30.00	\$67.00	\$4.00
		22103	BURLINGTON	NHP-0206 (333)	6,445	\$5.00	\$2.75	\$3.80	\$7.00
	2022Q3	22140	GLOUCESTER	NHP-0055 (304)	22	\$20.00	\$500.00		\$30.00
	2022Q4	22139	GLOUCESTER	NHP-0040 (318)	1,370	\$7.00	\$5.60	\$3.60	\$4.00
		22135	CAMDEN	NHP-0130 (328)	8,806	\$2.75	\$6.00	\$9.00	\$2.00
	2023Q1	23408	BURLINGTON	STATE	600	\$0.01	\$5.00	\$5.00	\$7.00
		23407	BURLINGTON	STATE	1,116	\$1.00	\$7.00	\$4.00	\$7.00
		23407	BURLINGTON	STATE	5,000	\$0.01	\$0.01	\$0.01	\$7.00
-----									
PLANT PIT SOIL / CY									
804014P	2022Q4	22139	GLOUCESTER	NHP-0040 (318)	4	\$50.00	\$275.00	\$300.00	\$75.00
		22135	CAMDEN	NHP-0130 (328)	68	\$90.00	\$99.00	\$100.00	\$70.00
-----									
BORROW TOPSOIL / CY									
804015P	2022Q2	22114	CAMDEN	NHP-0076 (207)	4	\$75.00	\$150.00	\$100.00	\$63.00
		22132	CAMDEN	HSIP-D00S (574)	20	\$65.00	\$65.00	\$172.50	\$50.00
		22124	CUMBERLAND	NHP-0555 (303)	29	\$60.00	\$35.00	\$76.50	\$55.00
		22125	BURLINGTON	NHP-D00S (589)	55	\$50.00	\$75.00	\$235.00	\$48.00
		22103	BURLINGTON	NHP-0206 (333)	1,140	\$50.00	\$55.00	\$30.50	\$30.00
	2022Q3	22140	GLOUCESTER	NHP-0055 (304)	7	\$50.00	\$500.00		\$40.00
		22138	GLOUCESTER	NHP-0322 (330)	25	\$120.00			\$55.00
	2022Q4	22135	CAMDEN	NHP-0130 (328)	100	\$85.00	\$40.00	\$115.00	\$33.00
	2023Q1	23408	BURLINGTON	STATE	100	\$0.01	\$55.00	\$55.00	\$61.57
		23407	BURLINGTON	STATE	185	\$10.00	\$35.00	\$15.00	\$60.57
		23407	BURLINGTON	STATE	1,250	\$0.01	\$0.01	\$0.01	\$60.57

HISTORICAL BID PRICE LISTING  
BY REGION

REGION: S

PAY ITEM	CALENDAR QUARTER	CONTRACT NUMBER	COUNTY LOCATION	PROJECT DESCRIPTION	BID QUANTITY	AWARD PRICE	SECOND BIDDER	THIRD BIDDER	ESTIMATE
-----									
TURF REPAIR STRIP / LF									
805003M	2022Q2	22136	CAMDEN	NHP-0042 (306)	55	\$20.00	\$100.00		\$24.00
		22109	CUMBERLAND	NHP-D00S (580)	397	\$46.25			\$15.00
		22130	CAPE MAY	NHP-0083 (300)	1,267	\$47.34			\$18.00
		22111	BURLINGTON	NHP-0068 (301)	3,839	\$18.35			\$3.00
	2022Q3	22138	GLOUCESTER	NHP-0322 (330)	2,300	\$33.60			\$3.00
		22140	GLOUCESTER	NHP-0055 (304)	6,252	\$4.00	\$18.35		\$8.00
	2022Q4	22156	BURLINGTON	NHP-0009 (332)	961	\$46.26			\$26.00
		22151	ATLANTIC	NHPP-0030 (368)	5,124	\$40.42			\$2.00
	2023Q1	23407	BURLINGTON	STATE	500	\$5.00	\$3.50	\$3.00	\$13.02
		23408	BURLINGTON	STATE	500	\$0.01	\$12.00	\$12.00	\$13.02
		23407	BURLINGTON	STATE	3,000	\$0.01	\$0.01	\$0.01	\$13.02
-----									
STABILIZED TURF / SY									
805005M	2022Q2	22111	BURLINGTON	NHP-0068 (301)	199	\$105.72			\$35.00
	2022Q3	22138	GLOUCESTER	NHP-0322 (330)	500	\$87.19			\$28.00
		22140	GLOUCESTER	NHP-0055 (304)	1,490	\$35.00	\$65.00		\$40.00
	2022Q4	22156	BURLINGTON	NHP-0009 (332)	35	\$317.86			\$50.00
		22151	ATLANTIC	NHPP-0030 (368)	307	\$102.30			\$25.00

HISTORICAL BID PRICE LISTING  
BY REGION

REGION: S

PAY ITEM	CALENDAR QUARTER	CONTRACT NUMBER	COUNTY LOCATION	PROJECT DESCRIPTION	BID QUANTITY	AWARD PRICE	SECOND BIDDER	THIRD BIDDER	ESTIMATE
FERTILIZING AND SEEDING, TYPE A / SY									
806003P	2023Q1	23407	BURLINGTON	STATE	3,000	\$0.01	\$0.01	\$0.01	\$4.16
FERTILIZING AND SEEDING, TYPE A-3 / SY									
806006P	2022Q2	22124	CUMBERLAND	NHP-0555 (303)	170	\$1.00	\$2.25	\$11.75	\$2.00
		22132	CAMDEN	HSIP-D00S (574)	256	\$5.00	\$5.00	\$23.00	\$4.00
		22125	BURLINGTON	NHP-D00S (589)	400	\$2.00	\$7.00	\$1.50	\$2.00
		22103	BURLINGTON	NHP-0206 (333)	6,445	\$1.25	\$1.65	\$1.80	\$2.00
	2023Q1	23408	BURLINGTON	STATE	600	\$0.01	\$4.00	\$4.00	\$4.16
		23407	BURLINGTON	STATE	1,116	\$0.10	\$0.60	\$1.00	\$4.16
FERTILIZING AND SEEDING, TYPE F / SY									
806018P	2022Q2	22114	CAMDEN	NHP-0076 (207)	15	\$10.00	\$6.00	\$5.00	\$2.00
		22132	CAMDEN	HSIP-D00S (574)	26	\$5.00	\$5.00	\$23.00	\$5.00
		22103	BURLINGTON	NHP-0206 (333)	294	\$0.10	\$2.00	\$2.50	\$4.00
	2022Q3	22140	GLOUCESTER	NHP-0055 (304)	2	\$10.00	\$500.00		\$3.00
	2022Q4	22139	GLOUCESTER	NHP-0040 (318)	137	\$5.00	\$10.00	\$10.00	\$5.00
		22135	CAMDEN	NHP-0130 (328)	1,094	\$1.50	\$2.00	\$5.00	\$2.00
FERTILIZING AND SEEDING, TYPE PINELANDS / SY									
806027P	2022Q2	22132	CAMDEN	HSIP-D00S (574)	45	\$5.00	\$5.00	\$23.00	\$6.00
		22125	BURLINGTON	NHP-D00S (589)	50	\$2.00	\$25.00	\$1.50	\$2.00
	2022Q4	22139	GLOUCESTER	NHP-0040 (318)	1,370	\$4.00	\$2.15	\$2.50	\$6.00
WILDFLOWER SEEDING / SY									
806030P	2022Q4	22135	CAMDEN	NHP-0130 (328)	2,592	\$2.00	\$2.50	\$3.00	\$5.00
FERTILIZING AND SEEDING, LOW MAINTENANCE / SY									
806033P	2022Q2	22114	CAMDEN	NHP-0076 (207)	157	\$5.00	\$6.00	\$5.00	\$2.00

HISTORICAL BID PRICE LISTING  
BY REGION

REGION: S

PAY ITEM	CALENDAR QUARTER	CONTRACT NUMBER	COUNTY LOCATION	PROJECT DESCRIPTION	BID QUANTITY	AWARD PRICE	SECOND BIDDER	THIRD BIDDER	ESTIMATE
-----	-----	-----	-----	-----	-----	-----	-----	-----	-----
	2022Q3	22140	GLOUCESTER	NHP-0055 (304)	22	\$10.00	\$100.00		\$3.00
	2022Q4	22135	CAMDEN	NHP-0130 (328)	7,476	\$1.65	\$2.00	\$2.50	\$2.00

HISTORICAL BID PRICE LISTING  
 BY REGION

REGION: S

PAY ITEM	CALENDAR QUARTER	CONTRACT NUMBER	COUNTY LOCATION	PROJECT DESCRIPTION	BID QUANTITY	AWARD PRICE	SECOND BIDDER	THIRD BIDDER	ESTIMATE
TOPSOIL STABILIZATION, TYPE 1 MAT / SY									
807003M	2022Q2	22124	CUMBERLAND	NHP-0555 (303)	10	\$4.00	\$5.75	\$11.75	\$14.00
TOPSOIL STABILIZATION, TYPE 2 MAT / SY									
807006M	2022Q3	22140	GLOUCESTER	NHP-0055 (304)	24	\$25.00	\$100.00		\$5.00
	2022Q4	22135	CAMDEN	NHP-0130 (328)	2,372	\$4.00	\$8.00	\$2.25	\$4.00

HISTORICAL BID PRICE LISTING  
BY REGION

REGION: S

PAY ITEM	CALENDAR QUARTER	CONTRACT NUMBER	COUNTY LOCATION	PROJECT DESCRIPTION	BID QUANTITY	AWARD PRICE	SECOND BIDDER	THIRD BIDDER	ESTIMATE
-----									
STRAW MULCHING / SY									
809003M	2022Q2	22114	CAMDEN	NHP-0076 (207)	157	\$5.00	\$6.00	\$2.00	\$2.00
		22124	CUMBERLAND	NHP-0555 (303)	170	\$1.00	\$1.15	\$11.75	\$2.00
		22103	BURLINGTON	NHP-0206 (333)	6,445	\$0.75	\$0.80	\$1.25	\$1.00
	2022Q4	22135	CAMDEN	NHP-0130 (328)	10,550	\$0.85	\$1.00	\$0.60	\$1.00
	2023Q1	23408	BURLINGTON	STATE	600	\$0.01	\$1.50	\$1.50	\$3.29
		23407	BURLINGTON	STATE	1,116	\$0.01	\$0.75	\$0.01	\$3.29
		23407	BURLINGTON	STATE	3,000	\$0.01	\$0.01	\$0.01	\$3.29
-----									
FIBER MULCHING / SY									
809006M	2022Q2	22132	CAMDEN	HSIP-D00S (574)	281	\$5.00	\$5.00	\$23.00	\$3.00
		22125	BURLINGTON	NHP-D00S (589)	450	\$4.00	\$7.00	\$3.00	\$3.00
	2022Q4	22139	GLOUCESTER	NHP-0040 (318)	1,507	\$0.01	\$1.25	\$1.50	\$3.00
-----									
WOOD MULCHING / SY									
809018M	2022Q4	22139	GLOUCESTER	NHP-0040 (318)	11	\$30.00	\$50.00	\$55.00	\$6.00
		22135	CAMDEN	NHP-0130 (328)	189	\$5.50	\$6.00	\$20.00	\$5.00

HISTORICAL BID PRICE LISTING  
BY REGION

REGION: S

<u>PAY ITEM</u>	<u>CALENDAR</u>	<u>CONTRACT</u>	<u>COUNTY</u>	<u>PROJECT</u>	<u>BID</u>	<u>AWARD</u>	<u>SECOND</u>	<u>THIRD</u>	<u>ESTIMATE</u>
<u>-----</u>	<u>QUARTER</u>	<u>NUMBER</u>	<u>LOCATION</u>	<u>DESCRIPTION</u>	<u>QUANTITY</u>	<u>PRICE</u>	<u>BIDDER</u>	<u>BIDDER</u>	<u>-----</u>
<u>-----</u>	<u>-----</u>	<u>-----</u>	<u>-----</u>	<u>-----</u>	<u>-----</u>	<u>-----</u>	<u>-----</u>	<u>-----</u>	<u>-----</u>
MOWING / ACRE									
810003M	2022Q4	22135	CAMDEN	NHP-0130 (328)	4	\$850	\$900	\$2,500	\$650.00



HISTORICAL BID PRICE LISTING  
BY REGION

REGION: S

PAY ITEM	CALENDAR QUARTER	CONTRACT NUMBER	COUNTY LOCATION	PROJECT DESCRIPTION	BID QUANTITY	AWARD PRICE	SECOND BIDDER	THIRD BIDDER	ESTIMATE
LARGE DECIDUOUS TREE, 1-1 1/4" CALIPER, / U									
811009M	2022Q4	22135	CAMDEN	NHP-0130 (328)	48	\$550.00	\$600.00	\$900.00	\$325.00
SMALL DECIDUOUS TREE, 6-7' HIGH B&B / U									
811029M	2022Q4	22135	CAMDEN	NHP-0130 (328)	45	\$475	\$525	\$1,000	\$420.00
SMALL DECIDUOUS TREE, 7-8' HIGH, B&B / U									
811031M	2022Q4	22139	GLOUCESTER	NHP-0040 (318)	11	\$750.00	\$550.00	\$600.00	\$450.00
		22135	CAMDEN	NHP-0130 (328)	42	\$500	\$550	\$1,000	\$450.00
EVERGREEN TREE, 6-7' HIGH, B&B / U									
811039M	2022Q4	22135	CAMDEN	NHP-0130 (328)	29	\$500	\$550	\$1,000	\$400.00
EVERGREEN TREE, SEEDLING 18-24" HIGH, PO / U									
811051M	2022Q4	22135	CAMDEN	NHP-0130 (328)	40	\$100.00	\$110.00	\$150.00	\$60.00
DECIDUOUS SHRUB, 18-24" HIGH, #3 CONTAIN / U									
811063M	2022Q4	22135	CAMDEN	NHP-0130 (328)	116	\$60.00	\$66.00	\$85.00	\$55.00
EVERGREEN SHRUB, 18-24" HIGH, #3 CONTAIN / U									
811078M	2022Q4	22135	CAMDEN	NHP-0130 (328)	29	\$60.00	\$66.00	\$150.00	\$75.00

HISTORICAL BID PRICE LISTING  
BY REGION

REGION: S

PAY ITEM	CALENDAR QUARTER	CONTRACT NUMBER	COUNTY LOCATION	PROJECT DESCRIPTION	BID QUANTITY	AWARD PRICE	SECOND BIDDER	THIRD BIDDER	ESTIMATE
PLANT ESTABLISHMENT PERIOD / LS									
811138M	2022Q4	22135	CAMDEN	NHP-0130 (328)	1	\$25,000	\$30,000	\$38,000	\$6,200
		22139	GLOUCESTER	NHP-0040 (318)	1	\$5,000	\$16,500	\$18,000	\$20,000
-----									
WATERING / MG									
811165M	2022Q4	22139	GLOUCESTER	NHP-0040 (318)	1	\$500.00	\$500.00	\$550.00	\$500.00
		22135	CAMDEN	NHP-0130 (328)	18	\$250	\$275	\$1,250	\$900.00

HISTORICAL BID PRICE LISTING  
 BY REGION

REGION: S

PAY ITEM	CALENDAR QUARTER	CONTRACT NUMBER	COUNTY LOCATION	PROJECT DESCRIPTION	BID QUANTITY	AWARD PRICE	SECOND BIDDER	THIRD BIDDER	ESTIMATE
-----									
FLOODLIGHTS FOR NIGHTTIME OPERATION / U									
MMB085M	2023Q1	22473	CAMDEN	0676302	8	\$1,500	\$800	\$800	\$500.00
-----									
CREW COORDINATOR / HOUR									
MMB092M	2022Q4	23436	ATLANTIC	N/A	40	\$140.00	\$140.00	\$140.00	\$140.00
		23424	BURLINGTON	N/A	50	\$140.00	\$140.00	\$140.00	\$140.00
		23430	GLOUCESTER	N/A	250	\$140.00	\$140.00	\$140.00	\$140.00
		23433	BURLINGTON	N/A	500	\$140.00	\$140.00	\$140.00	\$140.00
		23427	BURLINGTON	N/A	1,000	\$140.00	\$140.00	\$140.00	\$140.00

HISTORICAL BID PRICE LISTING  
BY REGION

REGION: S

PAY ITEM	CALENDAR QUARTER	CONTRACT NUMBER	COUNTY LOCATION	PROJECT DESCRIPTION	BID QUANTITY	AWARD PRICE	SECOND BIDDER	THIRD BIDDER	ESTIMATE
LANE CLOSURES / HOUR									
MMB172M	2022Q4	23430	GLOUCESTER	N/A	1,250	\$176.53	\$225.00		\$100.00
		23424	BURLINGTON	N/A	2,500	\$0.01	\$1.00	\$0.01	\$100.00
		23427	BURLINGTON	N/A	3,200	\$15.21	\$1.00	\$0.01	\$100.00
		23433	BURLINGTON	N/A	4,250	\$176.53	\$200.00	\$1.00	\$100.00
		23436	ATLANTIC	N/A	5,000	\$0.01	\$0.01	\$0.01	\$100.00
-----									
SOLID WASTE DISPOSAL / DOLL									
MMB173M	2022Q4	23427	BURLINGTON	N/A	1,000	\$1.00	\$1.00	\$1.00	\$1.00
		23430	GLOUCESTER	N/A	1,000	\$1.00	\$1.00		\$1.00
		23424	BURLINGTON	N/A	2,000	\$1.00	\$1.00	\$1.00	\$1.00
		23433	BURLINGTON	N/A	30,000	\$1.00	\$1.00	\$1.00	\$1.00
		23436	ATLANTIC	N/A	30,000	\$1.00	\$1.00	\$1.00	\$1.00
-----									
LABOR CREW / HOUR									
MMB186M	2022Q4	23430	GLOUCESTER	N/A	625	\$638.62	\$700.00		\$680.00
		23430	GLOUCESTER	N/A	625	\$517.33	\$550.00		\$585.00
		23430	GLOUCESTER	N/A	625	\$410.22	\$485.00		\$385.00
		23430	GLOUCESTER	N/A	625	\$634.89	\$765.00		\$700.00
		23430	GLOUCESTER	N/A	625	\$691.30	\$700.00		\$675.00
		23430	GLOUCESTER	N/A	625	\$389.75	\$400.00		\$350.00
		23430	GLOUCESTER	N/A	625	\$642.07	\$725.00		\$600.00
		23424	BURLINGTON	N/A	2,500	\$566.17	\$686.00	\$625.00	\$510.00
		23424	BURLINGTON	N/A	2,500	\$374.69	\$490.00	\$610.00	\$350.00
		23436	ATLANTIC	N/A	2,500	\$389.75	\$431.00	\$411.00	\$400.00
		23427	BURLINGTON	N/A	3,200	\$757.64	\$805.00	\$915.00	\$625.00
		23427	BURLINGTON	N/A	3,200	\$206.37	\$350.00	\$300.00	\$237.00
		23433	BURLINGTON	N/A	4,250	\$636.23	\$665.00	\$905.00	\$650.00
		23433	BURLINGTON	N/A	4,250	\$690.01	\$665.00	\$890.00	\$650.00
		23436	ATLANTIC	N/A	5,000	\$706.86	\$726.10	\$760.00	\$690.00

HISTORICAL BID PRICE LISTING  
 BY REGION

REGION: S

PAY ITEM	CALENDAR QUARTER	CONTRACT NUMBER	COUNTY LOCATION	PROJECT DESCRIPTION	BID QUANTITY	AWARD PRICE	SECOND BIDDER	THIRD BIDDER	ESTIMATE
-----									
RADAR DETECTION SYSTEM, 2 RADAR / U									
MME144M	2023Q1	23407	BURLINGTON	STATE	4	\$20,000	\$22,000	\$25,000	\$20,000
-----									
RADAR DETECTION SYSTEM, 3 RADAR / U									
MME145M	2023Q1	23408	BURLINGTON	STATE	1	\$32,000	\$32,310	\$26,140	\$25,000
-----									
RADAR DETECTION SYSTEM, 4 RADAR / U									
MME146M	2023Q1	23408	BURLINGTON	STATE	4	\$42,000	\$42,930	\$30,690	\$30,000

HISTORICAL BID PRICE LISTING  
BY REGION

REGION: S

PAY ITEM	CALENDAR QUARTER	CONTRACT NUMBER	COUNTY LOCATION	PROJECT DESCRIPTION	BID QUANTITY	AWARD PRICE	SECOND BIDDER	THIRD BIDDER	ESTIMATE
TRAFFIC CONTROL TRUCK WITH MOUNTED CRASH / DAY									
MMG008M	2023Q1	23407	BURLINGTON	STATE	500	\$0.10	\$0.01	\$0.01	\$200.00
-----									
E-Z PASS / DOLL									
MMG009M	2023Q1	22473	CAMDEN	0676302	980	\$1.00	\$1.00	\$1.00	\$1.00
-----									
TELEPHONE SERVICE / DOLL									
MMG010M	2022Q4	23430	GLOUCESTER	N/A	1,000	\$1.00	\$1.00		\$1.00
		23433	BURLINGTON	N/A	1,500	\$1.00	\$1.00	\$1.00	\$1.00
		23424	BURLINGTON	N/A	2,000	\$1.00	\$1.00	\$1.00	\$1.00
		23436	ATLANTIC	N/A	2,000	\$1.00	\$1.00	\$1.00	\$1.00
		23427	BURLINGTON	N/A	2,500	\$1.00	\$1.00	\$1.00	\$1.00
-----									
OVERTIME DIFFERENTIAL (OD) / DOLL									
MMG025M	2022Q4	23430	GLOUCESTER	N/A	20,000	\$1.00	\$1.00		\$1.00
		23433	BURLINGTON	N/A	30,000	\$1.00	\$1.00	\$1.00	\$1.00
		23436	ATLANTIC	N/A	50,000	\$1.00	\$1.00	\$1.00	\$1.00
		23424	BURLINGTON	N/A	75,000	\$1.00	\$1.00	\$1.00	\$1.00
		23427	BURLINGTON	N/A	100,000	\$1.00	\$1.00	\$1.00	\$1.00
-----									
DISPOSAL OF REGULATED MATERIAL / DOLL									
MMG027M	2022Q4	23427	BURLINGTON	N/A	1,000	\$1.00	\$1.00	\$1.00	\$1.00
		23424	BURLINGTON	N/A	2,000	\$1.00	\$1.00	\$1.00	\$1.00
		23430	GLOUCESTER	N/A	3,000	\$1.00	\$1.00	\$1.00	\$1.00
		23436	ATLANTIC	N/A	30,000	\$1.00	\$1.00	\$1.00	\$1.00
		23433	BURLINGTON	N/A	50,000	\$1.00	\$1.00	\$1.00	\$1.00
-----									
RIPRAP STONE SLOPE PROTECTION / T									
MMG036M	2023Q1	23407	BURLINGTON	STATE	50	\$0.01	\$0.01	\$0.01	\$55.00

HISTORICAL BID PRICE LISTING  
BY REGION

REGION: S

PAY ITEM	CALENDAR QUARTER	CONTRACT NUMBER	COUNTY LOCATION	PROJECT DESCRIPTION	BID QUANTITY	AWARD PRICE	SECOND BIDDER	THIRD BIDDER	ESTIMATE
DISPOSAL OF REGULATED MATERIAL HAZARDOUS / DOLL									
MMG064M	2022Q4	23427	BURLINGTON	N/A	1,000	\$1.00	\$1.00	\$1.00	\$1.00
		23424	BURLINGTON	N/A	3,000	\$1.00	\$1.00	\$1.00	\$1.00
		23430	GLOUCESTER	N/A	3,000	\$1.00	\$1.00	\$1.00	\$1.00
		23433	BURLINGTON	N/A	30,000	\$1.00	\$1.00	\$1.00	\$1.00
		23436	ATLANTIC	N/A	30,000	\$1.00	\$1.00	\$1.00	\$1.00
-----									
CONTAINMENT SYSTEM / LS									
MMG082M	2023Q1	22473	CAMDEN	0676302	1	\$1,200,000	\$1,887,000	\$1,000,000	\$2,000,000
-----									
SSPC, BLAST/PRIME / LS									
MMG083M	2023Q1	22473	CAMDEN	0676302	1	\$2,300,000	\$2,457,000	\$3,350,000	\$4,000,000
-----									
SSPC, STRIPE/INTERMEDIATE / LS									
MMG084M	2023Q1	22473	CAMDEN	0676302	1	\$1,250,000	\$731,000	\$1,165,000	\$2,500,000
-----									
SSPC, FINISH / LS									
MMG085M	2023Q1	22473	CAMDEN	0676302	1	\$700,000	\$341,000	\$600,000	\$750,000
-----									
TESTING, IF AND WHERE DIRECTED / DOLL									
MMG086M	2023Q1	22473	CAMDEN	0676302	100,000	\$1.00	\$1.00	\$1.00	\$1.00
-----									
ADJUSTMENT FACTOR / PCT									
MMG095M	2022Q2	22443	CAMDEN	N/A	6,500,000	\$0.85	\$0.88	\$0.88	\$1.07

HISTORICAL BID PRICE LISTING  
BY REGION

REGION: S

PAY ITEM	CALENDAR QUARTER	CONTRACT NUMBER	COUNTY LOCATION	PROJECT DESCRIPTION	BID QUANTITY	AWARD PRICE	SECOND BIDDER	THIRD BIDDER	ESTIMATE
CONSTRUCTION LAYOUT / DAY									
MMR001M	2023Q1	23407	BURLINGTON	STATE	20	\$0.01	\$0.01	\$100.00	\$1,650
EMERGENCY MOBILIZATION / U									
MMR006M	2023Q1	23407	BURLINGTON	STATE	3	\$10,000	\$10,000	\$10,000	\$10,000
FLASHING ARROW BOARD, 4' X 8' / DAY									
MMR060M	2023Q1	23407	BURLINGTON	STATE	100	\$0.10	\$0.01	\$0.01	\$50.00
PORTABLE VARIABLE MESSAGE SIGN / DAY									
MMR061M	2023Q1	23407	BURLINGTON	STATE	140	\$950.00	\$0.01	\$0.01	\$100.00
MOBILIZATION OF MILL & HMA PAVING EQUIP. / U									
MMR077M	2023Q1	23407	BURLINGTON	STATE	25	\$15,000	\$15,000	\$15,000	\$15,000
MICROMILLING / SY									
MMR087M	2023Q1	23407	BURLINGTON	STATE	1,000	\$0.10	\$0.01	\$0.01	\$6.35
CONCRETE WASHOUT SYSTEM / U									
MMR091M	2023Q1	23407	BURLINGTON	STATE	2	\$2,500	\$2,500	\$2,500	\$2,500
		23407	BURLINGTON	STATE	10	\$1,500	\$1,500	\$1,500	\$1,500
REGRADE BERM / SY									
MMR096M	2023Q1	23407	BURLINGTON	STATE	500	\$0.50	\$14.00	\$8.00	\$21.69
		23408	BURLINGTON	STATE	500	\$0.01	\$26.00	\$26.00	\$21.69



HISTORICAL BID PRICE LISTING  
 BY REGION

REGION: STATEWID

PAY ITEM	CALENDAR QUARTER	CONTRACT NUMBER	COUNTY LOCATION	PROJECT DESCRIPTION	BID QUANTITY	AWARD PRICE	SECOND BIDDER	THIRD BIDDER	ESTIMATE
PERFORMANCE BOND AND PAYMENT BOND / DOLL									
151006M	2022Q2	22447	STATEWIDE	STATE	1	\$29,000	\$29,000	\$20,000	\$25,000
		22453	STATEWIDE	STBGP-FLEX-D00S (581)	1	\$32,000	\$45,000	\$27,500	\$15,000
		22454	STATEWIDE	STBGP-FLEX-D00S (578)	1	\$31,000	\$1	\$25,000	\$15,000

HISTORICAL BID PRICE LISTING  
BY REGION

REGION: STATEWID

PAY ITEM	CALENDAR QUARTER	CONTRACT NUMBER	COUNTY LOCATION	PROJECT DESCRIPTION	BID QUANTITY	AWARD PRICE	SECOND BIDDER	THIRD BIDDER	ESTIMATE
RAILROAD PROTECTIVE LIABILITY INSURANCE / DOLL									
152012P	2022Q2	22447	STATEWIDE	STATE	1	\$6,000	\$6,000	\$5,000	\$12,500
-----									
POLLUTION LIABILITY INSURANCE / DOLL									
152015P	2022Q2	22447	STATEWIDE	STATE	1	\$7,500	\$8,500	\$15,000	\$10,000
		22453	STATEWIDE	STBGP-FLEX-D00S (581)	1	\$1	\$7,500	\$1	\$10,000
		22454	STATEWIDE	STBGP-FLEX-D00S (578)	1	\$7,500	\$1	\$0	\$10,000

HISTORICAL BID PRICE LISTING  
 BY REGION

REGION: STATEWID

PAY ITEM -----	CALENDAR QUARTER -----	CONTRACT NUMBER -----	COUNTY LOCATION -----	PROJECT DESCRIPTION -----	BID QUANTITY -----	AWARD PRICE -----	SECOND BIDDER -----	THIRD BIDDER -----	ESTIMATE -----
MOBILIZATION / LS									
154003P	2022Q2	22447	STATEWIDE	STATE	1	\$270,000	\$60,000	\$450,000	\$50,000

HISTORICAL BID PRICE LISTING  
BY REGION

REGION: STATEWID

PAY ITEM	CALENDAR QUARTER	CONTRACT NUMBER	COUNTY LOCATION	PROJECT DESCRIPTION	BID QUANTITY	AWARD PRICE	SECOND BIDDER	THIRD BIDDER	ESTIMATE
-----									
FIELD OFFICE TYPE B SET UP / U									
155006M	2022Q2	22447	STATEWIDE	STATE	1	\$30,000	\$25,000	\$35,000	\$25,000
-----									
FIELD OFFICE TYPE C SET UP / U									
155009M	2022Q2	22453	STATEWIDE	STBGP-FLEX-D00S (581)	1	\$40,000	\$32,000	\$35,200	\$25,000
		22454	STATEWIDE	STBGP-FLEX-D00S (578)	1	\$30,000	\$24,424	\$40,000	\$25,000
-----									
FIELD OFFICE TYPE B MAINTENANCE / MO									
155024M	2022Q2	22447	STATEWIDE	STATE	12	\$2,500	\$3,500	\$2,600	\$2,500
-----									
FIELD OFFICE TYPE C MAINTENANCE / MO									
155027M	2022Q2	22453	STATEWIDE	STBGP-FLEX-D00S (581)	15	\$3,000	\$2,500	\$3,000	\$2,500
		22454	STATEWIDE	STBGP-FLEX-D00S (578)	15	\$2,500	\$2,500	\$3,000	\$2,500

HISTORICAL BID PRICE LISTING  
BY REGION

REGION: STATEWID

PAY ITEM	CALENDAR QUARTER	CONTRACT NUMBER	COUNTY LOCATION	PROJECT DESCRIPTION	BID QUANTITY	AWARD PRICE	SECOND BIDDER	THIRD BIDDER	ESTIMATE
CONSTRUCTION LAYOUT / DOLL									
157004M	2022Q2	22447	STATEWIDE	STATE	1	\$50,000	\$25,000	\$10,000	\$25,000

HISTORICAL BID PRICE LISTING  
BY REGION

REGION: STATEWID

PAY ITEM	CALENDAR QUARTER	CONTRACT NUMBER	COUNTY LOCATION	PROJECT DESCRIPTION	BID QUANTITY	AWARD PRICE	SECOND BIDDER	THIRD BIDDER	ESTIMATE
HEAVY DUTY SILT FENCE, BLACK / LF									
158012M	2022Q2	22447	STATEWIDE	STATE	700	\$6.00	\$8.00	\$10.00	\$3.00
-----									
INLET FILTER TYPE 1 / SF									
158027M	2022Q2	22447	STATEWIDE	STATE	105	\$25.00	\$20.00	\$50.00	\$17.00
-----									
INLET FILTER TYPE 2, 2' X 4' / U									
158030M	2022Q2	22447	STATEWIDE	STATE	2	\$45.00	\$100.00	\$145.00	\$225.00
-----									
INLET FILTER TYPE 2, 4' X 4' / U									
158033M	2022Q2	22447	STATEWIDE	STATE	4	\$100.00	\$150.00	\$200.00	\$145.00
-----									
CONCRETE WASHOUT SYSTEM / LS									
158063P	2022Q2	22447	STATEWIDE	STATE	1	\$500	\$2,500	\$2,500	\$10,000
-----									
ABSORBENT BOOM / LF									
158066M	2022Q2	22453	STATEWIDE	STBGP-FLEX-D00S (581)	200	\$0.01	\$1.00	\$1.00	\$23.00
		22454	STATEWIDE	STBGP-FLEX-D00S (578)	200	\$1.00	\$1.00	\$0.01	\$23.00
-----									
OIL ONLY EMERGENCY SPILL KIT, TYPE 1 / U									
158072M	2022Q2	22447	STATEWIDE	STATE	2	\$750	\$1,200	\$800	\$500.00

HISTORICAL BID PRICE LISTING  
BY REGION

REGION: STATEWID

PAY ITEM	CALENDAR QUARTER	CONTRACT NUMBER	COUNTY LOCATION	PROJECT DESCRIPTION	BID QUANTITY	AWARD PRICE	SECOND BIDDER	THIRD BIDDER	ESTIMATE
-----									
BREAKAWAY BARRICADE / U									
159003M	2022Q2	22453	STATEWIDE	STBGP-FLEX-D00S (581)	80	\$0.01	\$1.00	\$1.00	\$40.00
		22454	STATEWIDE	STBGP-FLEX-D00S (578)	80	\$1.00	\$1.00	\$0.01	\$40.00
-----									
DRUM / U									
159006M	2022Q2	22453	STATEWIDE	STBGP-FLEX-D00S (581)	325	\$0.01	\$1.00	\$1.00	\$12.50
		22454	STATEWIDE	STBGP-FLEX-D00S (578)	325	\$1.00	\$1.00	\$0.01	\$12.50
-----									
TRAFFIC CONE / U									
159009M	2022Q2	22453	STATEWIDE	STBGP-FLEX-D00S (581)	650	\$0.01	\$1.00	\$1.00	\$12.50
		22454	STATEWIDE	STBGP-FLEX-D00S (578)	650	\$1.00	\$1.00	\$0.01	\$12.50
-----									
CONSTRUCTION SIGNS / SF									
159012M	2022Q2	22453	STATEWIDE	STBGP-FLEX-D00S (581)	600	\$0.01	\$1.00	\$8.00	\$18.50
		22454	STATEWIDE	STBGP-FLEX-D00S (578)	600	\$1.00	\$1.00	\$0.01	\$18.50
-----									
PORTABLE VARIABLE MESSAGE SIGN W/REMOTE / U									
159029M	2022Q2	22447	STATEWIDE	STATE	10	\$200	\$1	\$6,000	\$500.00

HISTORICAL BID PRICE LISTING  
BY REGION

REGION: STATEWID

PAY ITEM	CALENDAR QUARTER	CONTRACT NUMBER	COUNTY LOCATION	PROJECT DESCRIPTION	BID QUANTITY	AWARD PRICE	SECOND BIDDER	THIRD BIDDER	ESTIMATE
-----									
TRAFFIC CONTROL TRUCK WITH MOUNTED CRASH / U									
159108M	2022Q2	22447	STATEWIDE	STATE	10	\$500	\$1	\$1,000	\$1,000
-----									
TRAFFIC DIRECTOR, FLAGGER / HOUR									
159141M	2022Q2	22447	STATEWIDE	STATE	500	\$30.00	\$107.00	\$90.00	\$150.00
		22453	STATEWIDE	STBGP-FLEX-D00S (581)	1,500	\$0.01	\$1.00	\$90.00	\$90.00
		22454	STATEWIDE	STBGP-FLEX-D00S (578)	1,500	\$1.00	\$90.00	\$0.01	\$90.00



HISTORICAL BID PRICE LISTING  
 BY REGION

REGION: STATEWID

PAY ITEM	CALENDAR CONTRACT QUARTER NUMBER	COUNTY LOCATION	PROJECT DESCRIPTION	BID QUANTITY	AWARD PRICE	SECOND BIDDER	THIRD BIDDER	ESTIMATE
FUEL PRICE ADJUSTMENT / DOLL								
160004M	2022Q2 22447	STATEWIDE	STATE	10,000	\$1.00	\$1.00	\$1.00	\$1.00
ASPHALT PRICE ADJUSTMENT / DOLL								
160007M	2022Q2 22447	STATEWIDE	STATE	10,000	\$1.00	\$1.00	\$1.00	\$1.00

HISTORICAL BID PRICE LISTING  
BY REGION

REGION: STATEWID

PAY ITEM -----	CALENDAR QUARTER	CONTRACT NUMBER	COUNTY LOCATION	PROJECT DESCRIPTION	BID QUANTITY	AWARD PRICE	SECOND BIDDER	THIRD BIDDER	ESTIMATE
-----	-----	-----	-----	-----	-----	-----	-----	-----	-----
FINAL CLEANUP / LS									
161003P	2022Q2	22447	STATEWIDE	STATE	1	\$5,000	\$2,500	\$10,000	\$10,000

HISTORICAL BID PRICE LISTING  
BY REGION

REGION: STATEWID

PAY ITEM	CALENDAR QUARTER	CONTRACT NUMBER	COUNTY LOCATION	PROJECT DESCRIPTION	BID QUANTITY	AWARD PRICE	SECOND BIDDER	THIRD BIDDER	ESTIMATE
CLEARING SITE / LS									
201003P	2022Q2	22447	STATEWIDE	STATE	1	\$25,000	\$44,000	\$45,000	\$25,000

HISTORICAL BID PRICE LISTING  
BY REGION

REGION: STATEWID

PAY ITEM	CALENDAR QUARTER	CONTRACT NUMBER	COUNTY LOCATION	PROJECT DESCRIPTION	BID QUANTITY	AWARD PRICE	SECOND BIDDER	THIRD BIDDER	ESTIMATE
EXCAVATION, UNCLASSIFIED / CY									
202009P	2022Q2	22453	STATEWIDE	STBGP-FLEX-D00S (581)	1,500	\$40.00	\$143.00	\$35.00	\$65.00
		22454	STATEWIDE	STBGP-FLEX-D00S (578)	1,500	\$143.00	\$33.00	\$40.00	\$65.00
-----									
REMOVAL OF PAVEMENT / SY									
202021P	2022Q2	22447	STATEWIDE	STATE	77	\$65.00	\$54.00	\$100.00	\$30.00

HISTORICAL BID PRICE LISTING  
 BY REGION

REGION: STATEWID

PAY ITEM	CALENDAR QUARTER	CONTRACT NUMBER	COUNTY LOCATION	PROJECT DESCRIPTION	BID QUANTITY	AWARD PRICE	SECOND BIDDER	THIRD BIDDER	ESTIMATE
-----	-----	-----	-----	-----	-----	-----	-----	-----	-----
DENSE-GRADED AGGREGATE BASE COURSE, 6" T / SY									
302036P	2022Q2	22447	STATEWIDE	STATE	77	\$28.00	\$25.00	\$65.00	\$20.00

HISTORICAL BID PRICE LISTING  
BY REGION

REGION: STATEWID

PAY ITEM	CALENDAR QUARTER	CONTRACT NUMBER	COUNTY LOCATION	PROJECT DESCRIPTION	BID QUANTITY	AWARD PRICE	SECOND BIDDER	THIRD BIDDER	ESTIMATE
-----									
HMA MILLING, 3" OR LESS / SY									
401009P	2022Q2	22447	STATEWIDE	STATE	344	\$38.00	\$29.00	\$45.00	\$20.00
-----									
HOT MIX ASPHALT 9.5 L 64 SURFACE COURSE / T									
401039M	2022Q2	22447	STATEWIDE	STATE	80	\$425.00	\$335.00	\$460.00	\$300.00
-----									
HOT MIX ASPHALT 12.5 M 64 SURFACE COURSE / T									
401054M	2022Q2	22447	STATEWIDE	STATE	15	\$450.00	\$335.00	\$320.00	\$250.00
-----									
HOT MIX ASPHALT 25 M 64 BASE COURSE / T									
401099M	2022Q2	22447	STATEWIDE	STATE	27	\$425.00	\$335.00	\$950.00	\$240.00

HISTORICAL BID PRICE LISTING  
 BY REGION

REGION: STATEWID

PAY ITEM	CALENDAR QUARTER	CONTRACT NUMBER	COUNTY LOCATION	PROJECT DESCRIPTION	BID QUANTITY	AWARD PRICE	SECOND BIDDER	THIRD BIDDER	ESTIMATE
STONE MATRIX ASPHALT 12.5 MM SURFACE COU / T									
404006M	2022Q2	22447	STATEWIDE	STATE	40	\$450	\$360	\$1,100	\$130.00

HISTORICAL BID PRICE LISTING  
 BY REGION

REGION: STATEWID

PAY ITEM	CALENDAR QUARTER	CONTRACT NUMBER	COUNTY LOCATION	PROJECT DESCRIPTION	BID QUANTITY	AWARD PRICE	SECOND BIDDER	THIRD BIDDER	ESTIMATE
EPOXY WATERPROOFING / SY									
504036P	2022Q2	22447	STATEWIDE	STATE	425	\$52.00	\$50.00	\$45.00	\$15.00
MEMBRANE WATERPROOFING / SY									
504038P	2022Q2	22447	STATEWIDE	STATE	550	\$17.00	\$20.00	\$20.00	\$15.00



HISTORICAL BID PRICE LISTING  
 BY REGION

REGION: STATEWID

PAY ITEM	CALENDAR QUARTER	CONTRACT NUMBER	COUNTY LOCATION	PROJECT DESCRIPTION	BID QUANTITY	AWARD PRICE	SECOND BIDDER	THIRD BIDDER	ESTIMATE
LUBRICATE BEARING / U									
506013P	2022Q2	22447	STATEWIDE	STATE	26	\$26.00	\$50.00	\$30.00	\$70.00

HISTORICAL BID PRICE LISTING  
 BY REGION

REGION: STATEWID

PAY ITEM	CALENDAR QUARTER	CONTRACT NUMBER	COUNTY LOCATION	PROJECT DESCRIPTION	BID QUANTITY	AWARD PRICE	SECOND BIDDER	THIRD BIDDER	ESTIMATE
-----	-----	-----	-----	-----	-----	-----	-----	-----	-----
CONCRETE BRIDGE APPROACH / CY									
507051P	2022Q2	22447	STATEWIDE	STATE	49	\$1,750	\$1,500	\$700	\$450.00

HISTORICAL BID PRICE LISTING  
BY REGION

REGION: STATEWID

PAY ITEM	CALENDAR CONTRACT QUARTER NUMBER	COUNTY LOCATION	PROJECT DESCRIPTION	BID QUANTITY	AWARD PRICE	SECOND BIDDER	THIRD BIDDER	ESTIMATE
-----	-----	-----	-----	-----	-----	-----	-----	-----
CLEAN EXISTING SCUPPERS AND PIPES / U								
508005M	2022Q2 22447	STATEWIDE	STATE	14	\$165.00	\$300.00	\$50.00	\$50.00

HISTORICAL BID PRICE LISTING  
 BY REGION

REGION: STATEWID

PAY ITEM	CALENDAR QUARTER	CONTRACT NUMBER	COUNTY LOCATION	PROJECT DESCRIPTION	BID QUANTITY	AWARD PRICE	SECOND BIDDER	THIRD BIDDER	ESTIMATE
CHAIN-LINK FENCE, TYPE III, ALUMINUM / LF									
509107P	2022Q2	22447	STATEWIDE	STATE	1,019	\$110.00	\$192.00	\$80.00	\$90.00

HISTORICAL BID PRICE LISTING  
 BY REGION

REGION: STATEWID

PAY ITEM -----	CALENDAR QUARTER -----	CONTRACT NUMBER -----	COUNTY LOCATION -----	PROJECT DESCRIPTION -----	BID QUANTITY -----	AWARD PRICE -----	SECOND BIDDER -----	THIRD BIDDER -----	ESTIMATE -----
TIMBER STRUCTURE / LS									
510003P	2022Q2	22447	STATEWIDE	STATE	1	\$75,000	\$85,000	\$24,000	\$20,000

HISTORICAL BID PRICE LISTING  
BY REGION

REGION: STATEWID

PAY ITEM -----	CALENDAR QUARTER -----	CONTRACT NUMBER -----	COUNTY LOCATION -----	PROJECT DESCRIPTION -----	BID QUANTITY -----	AWARD PRICE -----	SECOND BIDDER -----	THIRD BIDDER -----	ESTIMATE -----
REPAIR OF STONE WALL / SF									
513028P	2022Q2	22447	STATEWIDE	STATE	1,597	\$35.00	\$48.00	\$62.50	\$30.00

HISTORICAL BID PRICE LISTING  
 BY REGION

REGION: STATEWID

PAY ITEM	CALENDAR QUARTER	CONTRACT NUMBER	COUNTY LOCATION	PROJECT DESCRIPTION	BID QUANTITY	AWARD PRICE	SECOND BIDDER	THIRD BIDDER	ESTIMATE
CONCRETE DECK REPAIR, TYPE B / SF									
551006M	2022Q2	22447	STATEWIDE	STATE	7,147	\$60.00	\$73.00	\$100.00	\$60.00
CONCRETE DECK REPAIR, TYPE C / SF									
551009M	2022Q2	22447	STATEWIDE	STATE	590	\$165.00	\$149.00	\$130.00	\$100.00

HISTORICAL BID PRICE LISTING  
BY REGION

REGION: STATEWID

PAY ITEM	CALENDAR CONTRACT QUARTER NUMBER	COUNTY LOCATION	PROJECT DESCRIPTION	BID QUANTITY	AWARD PRICE	SECOND BIDDER	THIRD BIDDER	ESTIMATE
-----	-----	-----	-----	-----	-----	-----	-----	-----
SUBSTRUCTURE CONCRETE REPAIR / SF								
555003M	2022Q2 22447	STATEWIDE	STATE	300	\$325.00	\$268.00	\$240.00	\$135.00



HISTORICAL BID PRICE LISTING  
 BY REGION

REGION: STATEWID

PAY ITEM	CALENDAR QUARTER	CONTRACT NUMBER	COUNTY LOCATION	PROJECT DESCRIPTION	BID QUANTITY	AWARD PRICE	SECOND BIDDER	THIRD BIDDER	ESTIMATE
VIDEO INSPECTION OF PIPE / LF									
601664M	2022Q2	22454	STATEWIDE	STBGP-FLEX-D00S (578)	305,000	\$5.50	\$5.50	\$7.77	\$5.00
		22453	STATEWIDE	STBGP-FLEX-D00S (581)	455,000	\$5.80	\$5.27	\$8.10	\$5.00

HISTORICAL BID PRICE LISTING  
BY REGION

REGION: STATEWID

PAY ITEM	CALENDAR QUARTER	CONTRACT NUMBER	COUNTY LOCATION	PROJECT DESCRIPTION	BID QUANTITY	AWARD PRICE	SECOND BIDDER	THIRD BIDDER	ESTIMATE
-----									
MANHOLE COVER / U									
602207M	2022Q2	22454	STATEWIDE	STBGP-FLEX-D00S (578)	16	\$1,500	\$1,500	\$1,500	\$1,500
		22453	STATEWIDE	STBGP-FLEX-D00S (581)	20	\$1,500	\$1,500	\$1,500	\$1,500
-----									
BICYCLE SAFE GRATE / U									
602210M	2022Q2	22454	STATEWIDE	STBGP-FLEX-D00S (578)	60	\$1,600	\$1,600	\$1,600	\$1,600
		22453	STATEWIDE	STBGP-FLEX-D00S (581)	70	\$1,600	\$1,600	\$1,600	\$1,600
-----									
CLEANING DRAINAGE STRUCTURE / U									
602216M	2022Q2	22454	STATEWIDE	STBGP-FLEX-D00S (578)	2,650	\$225.00	\$590.00	\$650.00	\$200.00
		22453	STATEWIDE	STBGP-FLEX-D00S (581)	4,225	\$612.00	\$268.00	\$459.00	\$200.00

HISTORICAL BID PRICE LISTING  
 BY REGION

REGION: STATEWID

PAY ITEM	CALENDAR QUARTER	CONTRACT NUMBER	COUNTY LOCATION	PROJECT DESCRIPTION	BID QUANTITY	AWARD PRICE	SECOND BIDDER	THIRD BIDDER	ESTIMATE
CONCRETE SLOPE GUTTER, 6" THICK / SY									
603006P	2022Q2	22447	STATEWIDE	STATE	1	\$1,000	\$440	\$1,000	\$200.00

HISTORICAL BID PRICE LISTING  
BY REGION

REGION: STATEWID

PAY ITEM -----	CALENDAR QUARTER	CONTRACT NUMBER	COUNTY LOCATION	PROJECT DESCRIPTION	BID QUANTITY	AWARD PRICE	SECOND BIDDER	THIRD BIDDER	ESTIMATE
-----	-----	-----	-----	-----	-----	-----	-----	-----	-----
GABION WALL / CY									
604003P	2022Q2	22447	STATEWIDE	STATE	250	\$125.00	\$385.00	\$150.00	\$50.00

HISTORICAL BID PRICE LISTING  
 BY REGION

REGION: STATEWID

PAY ITEM	CALENDAR CONTRACT QUARTER NUMBER	COUNTY LOCATION	PROJECT DESCRIPTION	BID QUANTITY	AWARD PRICE	SECOND BIDDER	THIRD BIDDER	ESTIMATE
CONCRETE SIDEWALK, 4" THICK / SY								
606012P	2022Q2 22447	STATEWIDE	STATE	281	\$97.00	\$100.00	\$130.00	\$110.00
DETECTABLE WARNING SURFACE / SY								
606084P	2022Q2 22447	STATEWIDE	STATE	2	\$200.00	\$250.00	\$270.00	\$350.00

HISTORICAL BID PRICE LISTING  
BY REGION

REGION: STATEWID

PAY ITEM	CALENDAR QUARTER	CONTRACT NUMBER	COUNTY LOCATION	PROJECT DESCRIPTION	BID QUANTITY	AWARD PRICE	SECOND BIDDER	THIRD BIDDER	ESTIMATE
-----									
9" X 16" CONCRETE VERTICAL CURB / LF									
607018P	2022Q2	22447	STATEWIDE	STATE	179	\$63.00	\$45.00	\$110.00	\$90.00
-----									
12" X 13" CONCRETE SLOPING CURB / LF									
607030P	2022Q2	22447	STATEWIDE	STATE	104	\$63.00	\$60.00	\$110.00	\$50.00
-----									
9" X 14" CONCRETE VERTICAL CURB / LF									
607034P	2022Q2	22447	STATEWIDE	STATE	35	\$63.00	\$60.00	\$110.00	\$89.00
-----									
9" X VARIABLE HEIGHT CONCRETE VERTICAL C / LF									
607069P	2022Q2	22447	STATEWIDE	STATE	52	\$63.00	\$80.00	\$110.00	\$75.00

HISTORICAL BID PRICE LISTING  
 BY REGION

REGION: STATEWID

PAY ITEM	CALENDAR CONTRACT QUARTER NUMBER	COUNTY LOCATION	PROJECT DESCRIPTION	BID QUANTITY	AWARD PRICE	SECOND BIDDER	THIRD BIDDER	ESTIMATE
-----	-----	-----	-----	-----	-----	-----	-----	-----
NONVEGETATIVE SURFACE, POROUS HMA / SY								
608004P	2022Q2 22447	STATEWIDE	STATE	351	\$87.00	\$54.00	\$50.00	\$40.00

HISTORICAL BID PRICE LISTING  
BY REGION

REGION: STATEWID

PAY ITEM	CALENDAR QUARTER	CONTRACT NUMBER	COUNTY LOCATION	PROJECT DESCRIPTION	BID QUANTITY	AWARD PRICE	SECOND BIDDER	THIRD BIDDER	ESTIMATE
-----									
BEAM GUIDE RAIL / LF									
609003M	2022Q2	22447	STATEWIDE	STATE	376	\$40.00	\$52.00	\$54.00	\$35.00
-----									
BEAM GUIDE RAIL, BRIDGE / LF									
609004M	2022Q2	22447	STATEWIDE	STATE	20	\$352.00	\$190.00	\$180.00	\$260.00
-----									
BEAM GUIDE RAIL, DUAL-FACED / LF									
609006M	2022Q2	22447	STATEWIDE	STATE	50	\$78.00	\$60.00	\$80.00	\$50.00
-----									
BEAM GUIDE RAIL, DUAL FACED, BRIDGE / LF									
609007M	2022Q2	22447	STATEWIDE	STATE	50	\$430.00	\$375.00	\$200.00	\$180.00
-----									
TANGENT GUIDE RAIL TERMINAL / U									
609027M	2022Q2	22447	STATEWIDE	STATE	2	\$4,100	\$3,850	\$4,000	\$2,500
-----									
BEAM GUIDE RAIL ANCHORAGE / U									
609039M	2022Q2	22447	STATEWIDE	STATE	2	\$2,350	\$1,400	\$3,000	\$800.00
-----									
APPROACH GUIDE RAIL TRANSITION TL-2 / U									
609058M	2022Q2	22447	STATEWIDE	STATE	1	\$3,000	\$2,100	\$3,000	\$1,800
-----									
APPROACH GUIDE RAIL TRANSITION TL-3 / U									
609059M	2022Q2	22447	STATEWIDE	STATE	1	\$5,100	\$5,850	\$3,000	\$3,000
-----									
REMOVAL OF BEAM GUIDE RAIL / LF									
609075M	2022Q2	22447	STATEWIDE	STATE	525	\$1.00	\$1.00	\$10.00	\$1.00



HISTORICAL BID PRICE LISTING  
 BY REGION

REGION: STATEWID

PAY ITEM	CALENDAR QUARTER	CONTRACT NUMBER	COUNTY LOCATION	PROJECT DESCRIPTION	BID QUANTITY	AWARD PRICE	SECOND BIDDER	THIRD BIDDER	ESTIMATE
-----									
TRAFFIC STRIPES, 4" / LF									
610003M	2022Q2	22447	STATEWIDE	STATE	10,000	\$1.00	\$1.50	\$1.00	\$3.00
-----									
TRAFFIC MARKINGS / SF									
610009M	2022Q2	22447	STATEWIDE	STATE	2,000	\$6.40	\$5.00	\$5.00	\$5.00

HISTORICAL BID PRICE LISTING  
 BY REGION

REGION: STATEWID

PAY ITEM	CALENDAR CONTRACT QUARTER NUMBER	COUNTY LOCATION	PROJECT DESCRIPTION	BID QUANTITY	AWARD PRICE	SECOND BIDDER	THIRD BIDDER	ESTIMATE
-----	-----	-----	-----	-----	-----	-----	-----	-----
CUSH, COMP BAR, TYPE 2, NARROW / U								
611300M	2022Q2 22447	STATEWIDE	STATE	4	\$29,000	\$25,000	\$31,500	\$15,000

HISTORICAL BID PRICE LISTING  
 BY REGION

REGION: STATEWID

PAY ITEM	CALENDAR QUARTER	CONTRACT NUMBER	COUNTY LOCATION	PROJECT DESCRIPTION	BID QUANTITY	AWARD PRICE	SECOND BIDDER	THIRD BIDDER	ESTIMATE
SELECTIVE CLEARING / SY									
801012M	2022Q2	22454	STATEWIDE	STBGP-FLEX-D00S (578)	2,000	\$2.60	\$5.00	\$0.01	\$15.00
		22453	STATEWIDE	STBGP-FLEX-D00S (581)	2,500	\$5.00	\$2.60	\$5.00	\$15.00

HISTORICAL BID PRICE LISTING  
 BY REGION

REGION: STATEWID

PAY ITEM -----	CALENDAR CONTRACT QUARTER NUMBER -----	COUNTY LOCATION -----	PROJECT DESCRIPTION -----	BID QUANTITY -----	AWARD PRICE -----	SECOND BIDDER -----	THIRD BIDDER -----	ESTIMATE -----
TREE REMOVAL, OVER 36" DIAMETER / U								
802036M	2022Q2 22447	STATEWIDE	STATE	1	\$3,500	\$5,000	\$2,000	\$2,500

HISTORICAL BID PRICE LISTING  
BY REGION

REGION: STATEWID

PAY ITEM	CALENDAR QUARTER	CONTRACT NUMBER	COUNTY LOCATION	PROJECT DESCRIPTION	BID QUANTITY	AWARD PRICE	SECOND BIDDER	THIRD BIDDER	ESTIMATE
REMOVAL OF DETERIORATED CONCRETE ENCASEM / SF									
MMB064M	2022Q2	22447	STATEWIDE	STATE	1,900	\$131.00	\$82.00	\$200.00	\$79.00
TEMPORARY SHORING OF THE SUPERSTRUCTURE / U									
MMB065M	2022Q2	22447	STATEWIDE	STATE	2	\$4,500	\$30,000	\$40,000	\$14,000
PREFORMED ELASTOMERIC JOINT SEALER, VARI / LF									
MMB066M	2022Q2	22447	STATEWIDE	STATE	631	\$70.00	\$163.00	\$120.00	\$45.00
STRUCTURAL STEEL REPAIR / LB									
MMB067M	2022Q2	22447	STATEWIDE	STATE	1,200	\$14.00	\$62.00	\$50.00	\$45.00
BRIDGE HEADER REPAIR / LF									
MMB070M	2022Q2	22447	STATEWIDE	STATE	50	\$225.00	\$350.00	\$120.00	\$110.00
CONCRETE SPALL REPAIR, TYPE 1 / SF									
MMB071M	2022Q2	22447	STATEWIDE	STATE	550	\$340.00	\$265.00	\$240.00	\$102.00
CONCRETE SPALL REPAIR, TYPE 2 / CF									
MMB072M	2022Q2	22447	STATEWIDE	STATE	154	\$450.00	\$520.00	\$240.00	\$145.00
REPAIR CONCRETE CURB / LF									
MMB077M	2022Q2	22447	STATEWIDE	STATE	50	\$110.00	\$180.00	\$60.00	\$115.00
DECK CORROSION INHIBITOR / SY									
MMB086M	2022Q2	22447	STATEWIDE	STATE	561	\$17.00	\$14.00	\$16.00	\$10.00

HISTORICAL BID PRICE LISTING  
 BY REGION

REGION: STATEWID

PAY ITEM	CALENDAR QUARTER	CONTRACT NUMBER	COUNTY LOCATION	PROJECT DESCRIPTION	BID QUANTITY	AWARD PRICE	SECOND BIDDER	THIRD BIDDER	ESTIMATE
DECK JOINT RESEAL (SILICON) / LF									
MMB087M	2022Q2	22447	STATEWIDE	STATE	70	\$63.00	\$120.00	\$100.00	\$90.00
DECK JOINT REPAIR / LF									
MMB089M	2022Q2	22447	STATEWIDE	STATE	50	\$175.00	\$195.00	\$185.00	\$150.00
DECK JOINT RESEAL (RUBBER ASPHALT) / LF									
MMB090M	2022Q2	22447	STATEWIDE	STATE	70	\$7.00	\$13.00	\$5.00	\$15.00

HISTORICAL BID PRICE LISTING  
BY REGION

REGION: STATEWID

PAY ITEM	CALENDAR QUARTER	CONTRACT NUMBER	COUNTY LOCATION	PROJECT DESCRIPTION	BID QUANTITY	AWARD PRICE	SECOND BIDDER	THIRD BIDDER	ESTIMATE
-----									
MILLING, VARIABLE DEPTH / SY									
MMB136M	2022Q2	22447	STATEWIDE	STATE	590	\$18.00	\$17.00	\$80.00	\$10.00
-----									
STEEL DECK JOINT REPAIR / LF									
MMB169M	2022Q2	22447	STATEWIDE	STATE	33	\$375.00	\$550.00	\$350.00	\$150.00
-----									
RAILROAD SERVICES / DOLL									
MMB188M	2022Q2	22447	STATEWIDE	STATE	50,000	\$1.00	\$1.00	\$1.00	\$1.00

HISTORICAL BID PRICE LISTING  
BY REGION

REGION: STATEWID

PAY ITEM	CALENDAR QUARTER	CONTRACT NUMBER	COUNTY LOCATION	PROJECT DESCRIPTION	BID QUANTITY	AWARD PRICE	SECOND BIDDER	THIRD BIDDER	ESTIMATE
CLEARING SITE / MILE									
MMD035M	2022Q2	22454	STATEWIDE	STBGP-FLEX-D00S (578)	85	\$500.00	\$500.00	\$500.00	\$500.00
		22453	STATEWIDE	STBGP-FLEX-D00S (581)	115	\$500.00	\$500.00	\$500.00	\$500.00
-----									
CULVERT CLEANING / LF									
MMD059M	2022Q2	22454	STATEWIDE	STBGP-FLEX-D00S (578)	1,800	\$10.00	\$30.00	\$15.00	\$60.00
		22453	STATEWIDE	STBGP-FLEX-D00S (581)	2,000	\$1.00	\$35.00	\$50.00	\$60.00
-----									
CLEANING EXISTING PIPE / LF									
MMD064M	2022Q2	22453	STATEWIDE	STBGP-FLEX-D00S (581)	65,000	\$0.01	\$2.50	\$0.01	\$3.00
		22454	STATEWIDE	STBGP-FLEX-D00S (578)	65,000	\$2.00	\$0.01	\$0.40	\$3.00
		22454	STATEWIDE	STBGP-FLEX-D00S (578)	240,000	\$4.20	\$1.00	\$2.05	\$4.00
		22453	STATEWIDE	STBGP-FLEX-D00S (581)	390,000	\$0.75	\$4.65	\$1.00	\$4.00



HISTORICAL BID PRICE LISTING  
BY REGION

REGION: STATEWID

PAY ITEM	CALENDAR QUARTER	CONTRACT NUMBER	COUNTY LOCATION	PROJECT DESCRIPTION	BID QUANTITY	AWARD PRICE	SECOND BIDDER	THIRD BIDDER	ESTIMATE
-----									
TRAFFIC CONTROL TRUCK WITH MOUNTED CRASH / DAY									
MMG008M	2022Q2	22454	STATEWIDE	STBGP-FLEX-D00S (578)	900	\$250.00	\$250.00	\$250.00	\$250.00
		22453	STATEWIDE	STBGP-FLEX-D00S (581)	950	\$265.00	\$265.00	\$265.00	\$265.00
-----									
E-Z PASS / DOLL									
MMG009M	2022Q2	22447	STATEWIDE	STATE	1,622	\$1.00	\$1.00	\$1.00	\$1.00
-----									
NON-PARTICIPATING WORK / DOLL									
MMG013M	2022Q2	22444	STATEWIDE	STBGP-FLEX-D00S (569)	75,000	\$1.00	\$1.00	\$1.00	\$1.00
-----									
CONTAINMENT SYSTEM / LS									
MMG082M	2022Q2	22447	STATEWIDE	STATE	1	\$105,000	\$50,000	\$115,000	\$125,000
-----									
SSPC, BLAST/PRIME / LS									
MMG083M	2022Q2	22447	STATEWIDE	STATE	1	\$510,000	\$585,000	\$575,000	\$85,000
-----									
SSPC, STRIPE/INTERMEDIATE / LS									
MMG084M	2022Q2	22447	STATEWIDE	STATE	1	\$130,000	\$75,000	\$144,000	\$60,000
-----									
SSPC, FINISH / LS									
MMG085M	2022Q2	22447	STATEWIDE	STATE	1	\$105,000	\$75,000	\$115,000	\$55,000
-----									
TESTING, IF AND WHERE DIRECTED / DOLL									
MMG086M	2022Q2	22447	STATEWIDE	STATE	15,000	\$1.00	\$1.00	\$1.00	\$1.00
-----									
STRUCTURAL STEEL REPAIRS, WHERE DIRECTED / LB									
MMG087M	2022Q2	22447	STATEWIDE	STATE	1,000	\$14.00	\$66.00	\$18.00	\$95.00

HISTORICAL BID PRICE LISTING  
 BY REGION

REGION: STATEWID

PAY ITEM	CALENDAR QUARTER	CONTRACT NUMBER	COUNTY LOCATION	PROJECT DESCRIPTION	BID QUANTITY	AWARD PRICE	SECOND BIDDER	THIRD BIDDER	ESTIMATE
-----									
ADJUSTMENT FACTOR / PCT									
MMG095M	2022Q2	22444	STATEWIDE	STBGP-FLEX-D00S (569)	1,265,000	\$0.84	\$0.86	\$0.89	\$1.15

HISTORICAL BID PRICE LISTING  
 BY REGION

REGION: STATEWID

PAY ITEM	CALENDAR QUARTER	CONTRACT NUMBER	COUNTY LOCATION	PROJECT DESCRIPTION	BID QUANTITY	AWARD PRICE	SECOND BIDDER	THIRD BIDDER	ESTIMATE
FLASHING ARROW BOARD, 4' X 8' / DAY									
MMR060M	2022Q2	22453	STATEWIDE	STBGP-FLEX-D00S (581)	300	\$1.00	\$12.00	\$250.00	\$45.00
		22454	STATEWIDE	STBGP-FLEX-D00S (578)	300	\$12.00	\$250.00	\$1.00	\$45.00
-----									
TRAFFIC MARKINGS, LINES, THERMOPLASTIC / LF									
MMR081M	2022Q2	22447	STATEWIDE	STATE	10,000	\$1.25	\$1.50	\$1.00	\$1.00

WEIGHTED AVERAGE ITEM PRICE REPORT  
BY REGION, ITEM, AND QUARTER

REGION	ITEM	CALENDAR QUARTER	NUMBER OF OCCUR'S	TOTAL QUANTITY	TOTAL DOLLARS	AVERAGE AWARDED PRICE	AVERAGE OF LOW 3 BIDDERS
C	DISPUTE RESOLUTION BOARD, REG MEETING, F / DOLL						
	107010M	2022Q2	1	1.00	\$76,800	\$76,800.00	\$76,800.00
			1	1.00	\$76,800	\$76,800.00	\$76,800.00
	DISPUTE RESOLUTION BOARD, REG MEETING, H / DOLL						
	107011M	2022Q2	1	1.00	\$19,200	\$19,200.00	\$19,200.00
			1	1.00	\$19,200	\$19,200.00	\$19,200.00
	DISPUTE RESOLUTION BOARD, CONFERENCE, F / DOLL						
	107012M	2022Q2	1	1.00	\$45,440	\$45,440.00	\$45,440.00
			1	1.00	\$45,440	\$45,440.00	\$45,440.00
	DISPUTE RESOLUTION BOARD, CONFERENCE, H / DOLL						
	107013M	2022Q2	1	1.00	\$11,360	\$11,360.00	\$11,360.00
			1	1.00	\$11,360	\$11,360.00	\$11,360.00
	FORCE ACCOUNT / DOLL						
	109006M	2022Q2	1	220,000.00	\$220,000	\$1.00	\$1.00
		2022Q4	7	4,575,000.00	\$4,575,000	\$1.00	\$1.00
		2023Q1	2	250,000.00	\$250,000	\$1.00	\$1.00
			10	5,045,000.00	\$5,045,000	\$1.00	\$1.00
	PERFORMANCE BOND AND PAYMENT BOND / DOLL						
	151006M	2022Q2	13	13.00	\$866,764	\$66,674.12	\$110,526
		2022Q3	6	6.00	\$118,000	\$19,666.67	\$26,216.44
		2022Q4	9	9.00	\$269,073	\$29,897.00	\$28,609.34
		2023Q1	3	3.00	\$74,116	\$24,705.23	\$30,123.97
			31	31.00	\$1,327,952	\$42,837.17	\$62,644.85

WEIGHTED AVERAGE ITEM PRICE REPORT  
BY REGION, ITEM, AND QUARTER

REGION	ITEM	CALENDAR QUARTER	NUMBER OF OCCUR'S	TOTAL QUANTITY	TOTAL DOLLARS	AVERAGE AWARDED PRICE	AVERAGE OF LOW 3 BIDDERS
C	RAILROAD PROTECTIVE LIABILITY INSURANCE / DOLL						
	152012P	2022Q2	2	2.00	\$3,400	\$1,700.00	\$2,962.33
		2022Q4	2	2.00	\$6,118	\$3,059.00	\$2,243.50
		2023Q1	1	1.00	\$20,000	\$20,000.00	\$7,333.67
			5	5.00	\$29,518	\$5,903.60	\$3,549.07
	POLLUTION LIABILITY INSURANCE / DOLL						
	152015P	2022Q2	13	13.00	\$107,629	\$8,279.15	\$11,214.12
		2022Q3	6	6.00	\$50,002	\$8,333.67	\$10,181.20
		2022Q4	9	9.00	\$62,660	\$6,962.17	\$4,158.15
		2023Q1	3	3.00	\$33,063	\$11,021.00	\$10,729.33
			31	31.00	\$253,354	\$8,172.69	\$8,918.77
	PROGRESS SCHEDULE / LS						
	153003P	2022Q2	11	11.00	\$166,625	\$15,147.73	\$18,271.46
		2022Q3	4	4.00	\$84,400	\$21,100.00	\$10,823.33
		2022Q4	1	1.00	\$38,000	\$38,000.00	\$38,000.00
			16	16.00	\$289,025	\$18,064.06	\$17,642.47
	PROGRESS SCHEDULE UPDATE / U						
	153005M	2022Q2	11	148.00	\$129,470	\$874.80	\$667.48
		2022Q3	4	19.00	\$66,400	\$3,494.74	\$1,737.34
		2022Q4	1	3.00	\$24,000	\$8,000.00	\$8,000.00
			16	170.00	\$219,870	\$1,293.35	\$916.45
	BAR CHART PROGRESS SCHEDULE AND UPDATES / LS						
	153009P	2022Q3	2	2.00	\$25,500	\$12,750.00	\$6,583.33
		2022Q4	2	2.00	\$9,000	\$4,500.00	\$3,639.09
			4	4.00	\$34,500	\$8,625.00	\$5,111.21

WEIGHTED AVERAGE ITEM PRICE REPORT  
BY REGION, ITEM, AND QUARTER

REGION	ITEM	CALENDAR QUARTER	NUMBER OF OCCUR'S	TOTAL QUANTITY	TOTAL DOLLARS	AVERAGE AWARDED PRICE	AVERAGE OF LOW 3 BIDDERS
C	TRAINEES / HOUR						
	153011M	2022Q2	8	46,790.00	\$4,489	\$0.10	\$0.32
		2022Q3	2	3,700.00	\$264,030	\$71.36	\$24.45
		2022Q4	2	1,050.00	\$45,600	\$43.43	\$22.11
		2023Q1	1	1,630.00	\$81,500	\$50.00	\$17.33
			13	53,170.00	\$395,619	\$7.44	\$2.95
	MOBILIZATION / LS						
	154003P	2022Q2	11	11.00	\$18,982,781	\$1,725,707	\$2,023,301
		2022Q3	6	6.00	\$3,170,025	\$528,337	\$691,470
		2022Q4	3	3.00	\$1,189,481	\$396,494	\$503,789
		2023Q1	2	2.00	\$405,530	\$202,765	\$1,031,255
			22	22.00	\$23,747,816	\$1,079,446	\$1,362,682
	FIELD OFFICE TYPE A SET UP / U						
	155003M	2022Q3	2	2.00	\$35,000	\$17,500.00	\$35,833.33
			2	2.00	\$35,000	\$17,500.00	\$35,833.33
	FIELD OFFICE TYPE B SET UP / U						
	155006M	2022Q4	3	3.00	\$80,500	\$26,833.33	\$23,833.33
			3	3.00	\$80,500	\$26,833.33	\$23,833.33
	FIELD OFFICE TYPE C SET UP / U						
	155009M	2022Q3	1	1.00	\$45,000	\$45,000.00	\$45,000.00
			1	1.00	\$45,000	\$45,000.00	\$45,000.00
	FIELD OFFICE TYPE D SET UP / U						
	155012M	2022Q2	2	2.00	\$75,000	\$37,500.00	\$37,500.00
			2	2.00	\$75,000	\$37,500.00	\$37,500.00

WEIGHTED AVERAGE ITEM PRICE REPORT  
BY REGION, ITEM, AND QUARTER

REGION	ITEM	CALENDAR QUARTER	NUMBER OF OCCUR'S	TOTAL QUANTITY	TOTAL DOLLARS	AVERAGE AWARDED PRICE	AVERAGE OF LOW 3 BIDDERS
C	FIELD OFFICE TYPE E SET UP / U						
	155015M	2022Q2	6	6.00	\$163,600	\$27,266.67	\$34,880.00
		2022Q3	3	3.00	\$112,000	\$37,333.33	\$30,731.11
		2022Q4	1	1.00	\$45,000	\$45,000.00	\$45,000.00
		2023Q1	1	1.00	\$40,000	\$40,000.00	\$32,500.00
			11	11.00	\$360,600	\$32,781.82	\$34,452.12
	FIELD OFFICE TYPE F SET UP / U						
	155018M	2022Q2	3	3.00	\$321,500	\$107,167	\$183,068
			3	3.00	\$321,500	\$107,167	\$183,068
	FIELD OFFICE TYPE A MAINTENANCE / MO						
	155021M	2022Q3	2	9.00	\$16,000	\$1,777.78	\$2,525.93
			2	9.00	\$16,000	\$1,777.78	\$2,525.93
	FIELD OFFICE TYPE B MAINTENANCE / MO						
	155024M	2022Q4	3	38.00	\$127,000	\$3,342.11	\$3,406.21
			3	38.00	\$127,000	\$3,342.11	\$3,406.21
	FIELD OFFICE TYPE C MAINTENANCE / MO						
	155027M	2022Q3	1	10.00	\$65,000	\$6,500.00	\$6,500.00
			1	10.00	\$65,000	\$6,500.00	\$6,500.00
	FIELD OFFICE TYPE D MAINTENANCE / MO						
	155030M	2022Q2	2	34.00	\$161,500	\$4,750.00	\$4,250.00
			2	34.00	\$161,500	\$4,750.00	\$4,250.00

WEIGHTED AVERAGE ITEM PRICE REPORT  
BY REGION, ITEM, AND QUARTER

REGION	ITEM	CALENDAR QUARTER	NUMBER OF OCCUR'S	TOTAL QUANTITY	TOTAL DOLLARS	AVERAGE AWARDED PRICE	AVERAGE OF LOW 3 BIDDERS
C	FIELD OFFICE TYPE E MAINTENANCE / MO						
	155033M	2022Q2	6	106.00	\$438,800	\$4,139.62	\$4,148.44
		2022Q3	3	34.00	\$156,000	\$4,588.24	\$3,876.63
		2022Q4	1	11.00	\$88,000	\$8,000.00	\$8,000.00
		2023Q1	1	15.00	\$45,000	\$3,000.00	\$2,833.33
			11	166.00	\$727,800	\$4,384.34	\$4,229.16
	FIELD OFFICE TYPE F MAINTENANCE / MO						
	155036M	2022Q2	3	146.00	\$452,300	\$3,097.95	\$3,169.63
			3	146.00	\$452,300	\$3,097.95	\$3,169.63
	MATERIALS FIELD LABORATORY SET-UP / U						
	156003M	2022Q2	3	3.00	\$57,500	\$19,166.67	\$23,888.89
			3	3.00	\$57,500	\$19,166.67	\$23,888.89
	MATERIALS FIELD LABORATORY MAINTENANCE / MO						
	156006M	2022Q2	3	114.00	\$205,500	\$1,802.63	\$1,995.61
			3	114.00	\$205,500	\$1,802.63	\$1,995.61
	CURING FACILITY SET-UP / U						
	156009M	2022Q2	2	2.00	\$10,000	\$5,000.00	\$3,916.67
			2	2.00	\$10,000	\$5,000.00	\$3,916.67
	CURING FACILITY MAINTENANCE / MO						
	156012M	2022Q2	2	91.00	\$23,300	\$256.04	\$321.98
			2	91.00	\$23,300	\$256.04	\$321.98



WEIGHTED AVERAGE ITEM PRICE REPORT  
BY REGION, ITEM, AND QUARTER

REGION	ITEM	CALENDAR QUARTER	NUMBER OF OCCUR'S	TOTAL QUANTITY	TOTAL DOLLARS	AVERAGE AWARDED PRICE	AVERAGE OF LOW 3 BIDDERS
C	NUCLEAR DENSITY GAUGE / U						
	156015M	2022Q2	2	2.00	\$25,000	\$12,500.00	\$12,083.33
			2	2.00	\$25,000	\$12,500.00	\$12,083.33
	CONCRETE COMPRESSION TESTING EQUIPMENT / U						
	156021M	2022Q2	1	1.00	\$10,000	\$10,000.00	\$7,500.00
			1	1.00	\$10,000	\$10,000.00	\$7,500.00
	CONSTRUCTION LAYOUT / DOLL						
	157004M	2022Q2	11	11.00	\$2,004,500	\$182,227	\$257,671
		2022Q3	6	6.00	\$93,000	\$15,500.00	\$10,200.00
		2022Q4	3	3.00	\$53,000	\$17,666.67	\$11,305.56
			20	20.00	\$2,150,500	\$107,525	\$146,475
	MONUMENT / U						
	157006M	2022Q2	1	42.00	\$33,600	\$800.00	\$606.00
			1	42.00	\$33,600	\$800.00	\$606.00
	CAUTION FENCE / LF						
	158003M	2022Q2	2	2,164.00	\$14,385	\$6.65	\$8.55
			2	2,164.00	\$14,385	\$6.65	\$8.55
	SILT FENCE / LF						
	158006M	2022Q2	1	830.00	\$2,490	\$3.00	\$8.33
		2022Q3	2	700.00	\$19,375	\$27.68	\$138.84
		2022Q4	3	2,000.00	\$41,440	\$20.72	\$6.92
			6	3,530.00	\$63,305	\$17.93	\$33.41

WEIGHTED AVERAGE ITEM PRICE REPORT  
BY REGION, ITEM, AND QUARTER

REGION	ITEM	CALENDAR QUARTER	NUMBER OF OCCUR'S	TOTAL QUANTITY	TOTAL DOLLARS	AVERAGE AWARDED PRICE	AVERAGE OF LOW 3 BIDDERS
C	HEAVY DUTY SILT FENCE, ORANGE / LF						
	158009M	2022Q2	5	75,438.00	\$418,088	\$5.54	\$10.07
		2022Q3	2	2,000.00	\$49,610	\$24.81	\$18.60
			7	77,438.00	\$467,698	\$6.04	\$10.29
	HEAVY DUTY SILT FENCE, BLACK / LF						
	158012M	2022Q2	6	46,521.00	\$217,346	\$4.67	\$7.83
			6	46,521.00	\$217,346	\$4.67	\$7.83
	HAYBALE / U						
	158015M	2022Q2	3	133.00	\$950	\$7.14	\$22.29
		2022Q3	1	25.00	\$4,500	\$180.00	\$180.00
			4	158.00	\$5,450	\$34.49	\$47.25
	INLET FILTER TYPE 2, 2' X 4' / U						
	158030M	2022Q2	10	2,122.00	\$291,364	\$137.31	\$107.69
		2022Q3	3	289.00	\$53,317	\$184.49	\$193.70
		2022Q4	2	200.00	\$200	\$1.00	\$17.34
			15	2,611.00	\$344,881	\$132.09	\$110.29
	INLET FILTER TYPE 2, 4' X 4' / U						
	158033M	2022Q2	7	201.00	\$33,615	\$167.24	\$141.36
		2022Q3	3	24.00	\$10,595	\$441.46	\$225.25
		2022Q4	2	50.00	\$50	\$1.00	\$17.34
			12	275.00	\$44,260	\$160.95	\$126.13
	FLOATING TURBIDITY BARRIER, TYPE 3 / LF						
	158048M	2022Q2	2	1,196.00	\$43,340	\$36.24	\$33.96
			2	1,196.00	\$43,340	\$36.24	\$33.96

WEIGHTED AVERAGE ITEM PRICE REPORT  
BY REGION, ITEM, AND QUARTER

REGION	ITEM	CALENDAR QUARTER	NUMBER OF OCCUR'S	TOTAL QUANTITY	TOTAL DOLLARS	AVERAGE AWARDED PRICE	AVERAGE OF LOW 3 BIDDERS
C	SEDIMENT CONTROL BAG / SF						
	158054M	2022Q2	2	1,950.00	\$1,505	\$0.77	\$3.80
			2	1,950.00	\$1,505	\$0.77	\$3.80
-----							
	CONSTRUCTION DRIVEWAY / T						
	158060M	2022Q2	3	508.00	\$30,430	\$59.90	\$63.58
			3	508.00	\$30,430	\$59.90	\$63.58
-----							
	CONCRETE WASHOUT SYSTEM / LS						
	158063P	2022Q2	10	10.00	\$52,250	\$5,225.00	\$5,884.74
		2022Q3	1	1.00	\$0	\$0.02	\$1,333.34
		2022Q4	2	2.00	\$24,000	\$12,000.00	\$9,416.67
			13	13.00	\$76,250	\$5,865.39	\$6,078.01
-----							
	BIORETENTION SYSTEM / SY						
	158068P	2022Q2	1	1,348.00	\$134,800	\$100.00	\$153.33
			1	1,348.00	\$134,800	\$100.00	\$153.33
-----							
	OIL ONLY EMERGENCY SPILL KIT, TYPE 1 / U						
	158072M	2022Q2	12	21.00	\$16,593	\$790.12	\$943.22
		2022Q3	5	7.00	\$19,500	\$2,785.71	\$1,553.57
		2022Q4	5	9.00	\$3,704	\$411.56	\$241.52
		2023Q1	2	2.00	\$1,010	\$505.00	\$1,002.75
			24	39.00	\$40,807	\$1,046.32	\$893.89
-----							
	EROSION CONTROL SEDIMENT REMOVAL / CY						
	158084M	2022Q2	9	1,717.00	\$3,073	\$1.79	\$10.64
			9	1,717.00	\$3,073	\$1.79	\$10.64
-----							

WEIGHTED AVERAGE ITEM PRICE REPORT  
BY REGION, ITEM, AND QUARTER

REGION	ITEM	CALENDAR QUARTER	NUMBER OF OCCUR'S	TOTAL QUANTITY	TOTAL DOLLARS	AVERAGE AWARDED PRICE	AVERAGE OF LOW 3 BIDDERS
C	TEMPORARY RIPRAP / CY						
	158087M	2022Q2	1	5.00	\$360	\$72.00	\$174.00
			1	5.00	\$360	\$72.00	\$174.00
	BASIN SAND LAYER / CY						
	158095M	2022Q2	1	363.00	\$21,780	\$60.00	\$88.33
			1	363.00	\$21,780	\$60.00	\$88.33
	BREAKAWAY BARRICADE / U						
	159003M	2022Q2	11	1,259.00	\$31,068	\$24.68	\$59.41
		2022Q3	4	608.00	\$404	\$0.66	\$115.94
		2022Q4	6	855.00	\$830	\$0.97	\$0.61
		2023Q1	1	104.00	\$104	\$1.00	\$1.00
			22	2,826.00	\$32,406	\$11.47	\$51.63
	DRUM / U						
	159006M	2022Q2	11	3,586.00	\$38,586	\$10.76	\$33.35
		2022Q3	4	806.00	\$358	\$0.44	\$42.15
		2022Q4	6	625.00	\$600	\$0.96	\$28.37
		2023Q1	1	100.00	\$100	\$1.00	\$1.00
			22	5,117.00	\$39,644	\$7.75	\$33.49
	TRAFFIC CONE / U						
	159009M	2022Q2	10	4,220.00	\$25,592	\$6.06	\$12.37
		2022Q3	4	2,006.00	\$31,264	\$15.59	\$21.00
		2022Q4	6	6,800.00	\$26,000	\$3.82	\$12.06
		2023Q1	1	3,000.00	\$3,000	\$1.00	\$1.00
			21	16,026.00	\$85,856	\$5.36	\$11.19

WEIGHTED AVERAGE ITEM PRICE REPORT  
BY REGION, ITEM, AND QUARTER

REGION	ITEM	CALENDAR QUARTER	NUMBER OF OCCUR'S	TOTAL QUANTITY	TOTAL DOLLARS	AVERAGE AWARDED PRICE	AVERAGE OF LOW 3 BIDDERS
C	CONSTRUCTION SIGNS / SF						
	159012M	2022Q2	11	25,137.00	\$265,933	\$10.58	\$18.84
		2022Q3	4	6,302.00	\$94,541	\$15.00	\$16.57
		2022Q4	6	18,795.00	\$59,100	\$3.14	\$1.34
		2023Q1	1	1,000.00	\$1,000	\$1.00	\$1.00
			22	51,234.00	\$420,574	\$8.21	\$11.79
	CONSTRUCTION IDENTIFICATION SIGN, 4' X 8' / U						
	159015M	2022Q2	11	26.00	\$33,440	\$1,286.15	\$1,162.31
		2022Q3	2	4.00	\$5,000	\$1,250.00	\$5,625.00
		2022Q4	1	2.00	\$3,000	\$1,500.00	\$1,500.00
			14	32.00	\$41,440	\$1,295.00	\$1,741.25
	CONSTRUCTION IDENTIFICATION SIGN, 6' X 1' / U						
	159018M	2022Q3	4	6.00	\$14,500	\$2,416.67	\$2,087.33
			4	6.00	\$14,500	\$2,416.67	\$2,087.33
	CONSTRUCTION BARRIER CURB / LF						
	159021P	2022Q2	7	35,836.00	\$2,281,300	\$63.66	\$51.02
			7	35,836.00	\$2,281,300	\$63.66	\$51.02
	FLASHING ARROW BOARD, 4' X 8' / U						
	159027M	2022Q2	11	44.00	\$81,766	\$1,858.32	\$1,699.43
		2022Q3	4	14.00	\$13,000	\$928.58	\$426.44
		2022Q4	4	28.00	\$16,016	\$572.00	\$199.12
		2023Q1	1	8.00	\$800	\$100.00	\$34.00
			20	94.00	\$111,582	\$1,187.04	\$921.19

WEIGHTED AVERAGE ITEM PRICE REPORT  
BY REGION, ITEM, AND QUARTER

REGION	ITEM	CALENDAR QUARTER	NUMBER OF OCCUR'S	TOTAL QUANTITY	TOTAL DOLLARS	AVERAGE AWARDED PRICE	AVERAGE OF LOW 3 BIDDERS
C	PORTABLE VARIABLE MESSAGE SIGN W/REMOTE / U						
	159029M	2022Q2	2	8.00	\$121,000	\$15,125.00	\$13,875.00
		2023Q1	1	8.00	\$4,000	\$500.00	\$200.33
			3	16.00	\$125,000	\$7,812.50	\$7,037.67
	PORTABLE VARIABLE MESSAGE SIGN / U						
	159030M	2022Q2	9	36.00	\$245,408	\$6,816.89	\$6,183.57
		2022Q3	3	12.00	\$164,000	\$13,666.67	\$5,389.22
		2022Q4	4	28.00	\$115,600	\$4,128.57	\$1,517.86
			16	76.00	\$525,008	\$6,908.00	\$4,339.20
	PORTABLE TRAILER MOUNTED CCTV CAMERA ASS / U						
	159032M	2022Q2	1	4.00	\$80,000	\$20,000.00	\$25,000.00
			1	4.00	\$80,000	\$20,000.00	\$25,000.00
	TEMPORARY CRASH CUSHION, INERTIAL BARRIE / U						
	159051M	2022Q2	3	34.00	\$5,000	\$147.07	\$3,784.58
			3	34.00	\$5,000	\$147.07	\$3,784.58
	TRAFFIC CONTROL TRUCK WITH MOUNTED CRASH / U						
	159108M	2022Q2	11	36.00	\$994,000	\$27,611.11	\$19,563.43
		2022Q3	4	12.00	\$52,000	\$4,333.34	\$1,478.03
		2022Q4	4	26.00	\$176,600	\$6,792.31	\$4,691.88
		2023Q1	1	8.00	\$4,000	\$500.00	\$200.33
			20	82.00	\$1,226,600	\$14,958.54	\$10,312.33
	REMOVABLE BLACK LINE MASKING TAPE, 6" / LF						
	159114M	2022Q2	1	10,000.00	\$26,000	\$2.60	\$1.65
			1	10,000.00	\$26,000	\$2.60	\$1.65

WEIGHTED AVERAGE ITEM PRICE REPORT  
BY REGION, ITEM, AND QUARTER

REGION	ITEM	CALENDAR QUARTER	NUMBER OF OCCUR'S	TOTAL QUANTITY	TOTAL DOLLARS	AVERAGE AWARDED PRICE	AVERAGE OF LOW 3 BIDDERS
C	TEMPORARY PAVEMENT MARKING TAPE, 4" / LF						
	159120M	2022Q2	1	10,000.00	\$19,000	\$1.90	\$1.30
			1	10,000.00	\$19,000	\$1.90	\$1.30
	TEMPORARY TRAFFIC STRIPES, 4" / LF						
	159126M	2022Q2	1	107,102.00	\$27,847	\$0.26	\$0.35
		2022Q4	1	294,300.00	\$94,176	\$0.32	\$0.32
			2	401,402.00	\$122,023	\$0.30	\$0.33
	TEMPORARY PAVEMENT MARKERS / U						
	159135M	2022Q2	1	60.00	\$3,000	\$50.00	\$26.67
			1	60.00	\$3,000	\$50.00	\$26.67
	HMA PATCH / T						
	159138M	2022Q2	9	778.00	\$82,905	\$106.56	\$160.81
		2022Q3	4	116.00	\$56,011	\$482.85	\$247.06
		2022Q4	3	215.00	\$35,000	\$162.79	\$87.60
		2023Q1	1	204.00	\$40,800	\$200.00	\$486.67
			17	1,313.00	\$214,716	\$163.53	\$207.07
	TRAFFIC DIRECTOR, FLAGGER / HOUR						
	159141M	2022Q2	8	5,480.00	\$596,750	\$108.90	\$76.61
		2022Q3	2	600.00	\$93,500	\$155.83	\$52.61
		2022Q4	6	6,128.00	\$41,888	\$6.84	\$29.00
		2023Q1	2	1,150.00	\$81,250	\$70.65	\$72.30
			18	13,358.00	\$813,388	\$60.89	\$53.32
	EMERGENCY TOWING SERVICE / U						
	159144M	2022Q2	5	39.00	\$5,135	\$131.67	\$157.74

(item continued)

WEIGHTED AVERAGE ITEM PRICE REPORT  
BY REGION, ITEM, AND QUARTER

REGION	ITEM	CALENDAR QUARTER	NUMBER OF OCCUR'S	TOTAL QUANTITY	TOTAL DOLLARS	AVERAGE AWARDED PRICE	AVERAGE OF LOW 3 BIDDERS
C	EMERGENCY TOWING SERVICE / U						
	159144M	2022Q3	1	5.00	\$0	\$0.02	\$117.01
		2022Q4	2	2.00	\$2	\$1.00	\$0.67
			8	46.00	\$5,137	\$111.68	\$146.49
	PEDESTRIAN BUSING DURING CONSTRUCTION / HOUR						
	159185M	2022Q2	1	635.00	\$6	\$0.01	\$56.67
			1	635.00	\$6	\$0.01	\$56.67
	SNOW REMOVAL / LS						
	159190M	2022Q2	1	1.00	\$500	\$500.00	\$4,166.67
			1	1.00	\$500	\$500.00	\$4,166.67
	TEMP CRASH CUSH, COMP BAR, TYPE 2, NARR / U						
	159200M	2022Q2	1	20.00	\$250,000	\$12,500.00	\$7,000.33
			1	20.00	\$250,000	\$12,500.00	\$7,000.33
	TEMP CRASH CUSH, COMP, TYPE 3, NARROW / U						
	159212M	2022Q2	5	14.00	\$95,857	\$6,846.92	\$17,767.66
			5	14.00	\$95,857	\$6,846.92	\$17,767.66
	TRAFFIC STRIPES, LATEX, 4" / LF						
	159300M	2022Q2	10	1,746,712.00	\$350,489	\$0.20	\$0.24
		2022Q3	4	1,063,853.00	\$263,057	\$0.25	\$0.24
		2022Q4	4	650,091.00	\$148,044	\$0.23	\$0.55
		2023Q1	1	1,000.00	\$1,000	\$1.00	\$1.33
			19	3,461,656.00	\$762,590	\$0.22	\$0.30



WEIGHTED AVERAGE ITEM PRICE REPORT  
BY REGION, ITEM, AND QUARTER

REGION	ITEM	CALENDAR QUARTER	NUMBER OF OCCUR'S	TOTAL QUANTITY	TOTAL DOLLARS	AVERAGE AWARDED PRICE	AVERAGE OF LOW 3 BIDDERS
C	TRAFFIC STRIPES, LATEX, 6" / LF						
	159301M	2022Q2	1	600.00	\$1,140	\$1.90	\$1.97
		2022Q3	1	216,138.00	\$4,323	\$0.02	\$0.19
		2022Q4	2	75,000.00	\$17,250	\$0.23	\$0.20
			4	291,738.00	\$22,713	\$0.08	\$0.20
	TRAFFIC STRIPES, LATEX, 8" / LF						
	159302M	2022Q2	3	26,100.00	\$5,605	\$0.21	\$0.27
		2022Q3	2	17,915.00	\$5,978	\$0.33	\$0.33
		2022Q4	4	30,581.00	\$6,997	\$0.23	\$0.19
			9	74,596.00	\$18,581	\$0.25	\$0.25
	TRAFFIC MARKINGS LINES, LATEX, 4" / LF						
	159310M	2022Q4	2	1,000.00	\$230	\$0.23	\$0.34
			2	1,000.00	\$230	\$0.23	\$0.34
	TRAFFIC MARKINGS LINES, LATEX, 6" / LF						
	159311M	2022Q2	1	15,000.00	\$3,150	\$0.21	\$0.25
			1	15,000.00	\$3,150	\$0.21	\$0.25
	TRAFFIC MARKINGS LINES, LATEX, 8" / LF						
	159312M	2022Q2	6	62,704.00	\$15,356	\$0.24	\$0.18
		2022Q3	4	32,789.00	\$5,648	\$0.17	\$4.04
		2022Q4	5	10,429.00	\$1,728	\$0.17	\$0.20
			15	105,922.00	\$22,732	\$0.21	\$1.38
	TRAFFIC MARKINGS LINES, LATEX, 12" / LF						
	159313M	2022Q2	3	1,735.00	\$813	\$0.47	\$0.18

(item continued)

WEIGHTED AVERAGE ITEM PRICE REPORT  
BY REGION, ITEM, AND QUARTER

REGION	ITEM	CALENDAR QUARTER	NUMBER OF OCCUR'S	TOTAL QUANTITY	TOTAL DOLLARS	AVERAGE AWARDED PRICE	AVERAGE OF LOW 3 BIDDERS
C	TRAFFIC MARKINGS LINES, LATEX, 12" / LF						
	159313M	2022Q3	1	148.00	\$151	\$1.02	\$0.64
		2022Q4	1	1,500.00	\$225	\$0.15	\$0.15
			5	3,383.00	\$1,188	\$0.35	\$0.19
	TRAFFIC MARKINGS LINES, LATEX, 24" / LF						
	159314M	2022Q2	7	37,132.00	\$33,192	\$0.89	\$0.83
		2022Q3	4	34,676.00	\$15,579	\$0.45	\$0.72
		2022Q4	5	15,657.00	\$12,357	\$0.79	\$0.64
			16	87,465.00	\$61,127	\$0.70	\$0.76
	TRAFFIC MARKINGS SYMBOLS, LATEX / SF						
	159320M	2022Q2	5	33,228.00	\$32,934	\$0.99	\$0.93
		2022Q3	4	25,281.00	\$13,743	\$0.54	\$1.22
		2022Q4	5	7,317.00	\$7,550	\$1.03	\$1.04
			14	65,826.00	\$54,227	\$0.82	\$1.05
	FUEL PRICE ADJUSTMENT / DOLL						
	160004M	2022Q2	12	1,011.00	\$502,800	\$497.33	\$18,505.76
		2022Q3	4	4.00	\$17,000	\$4,250.00	\$8,816.67
		2022Q4	3	167,201.00	\$167,800	\$1.00	\$1.00
		2023Q1	1	1,000.00	\$1,000	\$1.00	\$1.00
			20	169,216.00	\$688,600	\$4.07	\$111.77
	ASPHALT PRICE ADJUSTMENT / DOLL						
	160007M	2022Q2	11	11.00	\$981,300	\$89,209.09	\$97,961.55
		2022Q3	4	4.00	\$59,700	\$14,925.00	\$32,241.67
		2022Q4	3	270,401.00	\$270,600	\$1.00	\$1.00
			18	270,416.00	\$1,311,600	\$4.85	\$5.46

WEIGHTED AVERAGE ITEM PRICE REPORT  
BY REGION, ITEM, AND QUARTER

REGION	ITEM	CALENDAR QUARTER	NUMBER OF OCCUR'S	TOTAL QUANTITY	TOTAL DOLLARS	AVERAGE AWARDED PRICE	AVERAGE OF LOW 3 BIDDERS
C	FINAL CLEANUP / LS						
	161003P	2022Q2	11	11.00	\$734,500	\$66,772.73	\$31,768.33
		2022Q3	6	6.00	\$111,100	\$18,516.67	\$50,542.88
		2022Q4	2	2.00	\$43,000	\$21,500.00	\$8,866.67
			19	19.00	\$888,600	\$46,768.42	\$35,286.43
	VIBRATION MONITORING / LS						
	162006P	2022Q2	3	3.00	\$243,500	\$81,166.67	\$69,055.56
			3	3.00	\$243,500	\$81,166.67	\$69,055.56
	CLEARING SITE / LS						
	201003P	2022Q2	11	11.00	\$2,947,760	\$267,978	\$269,110
		2022Q3	6	6.00	\$306,000	\$51,000.00	\$23,027.78
		2022Q4	3	3.00	\$53,400	\$17,800.00	\$9,266.67
		2023Q1	1	1.00	\$40,000	\$40,000.00	\$21,666.67
			21	21.00	\$3,347,160	\$159,389	\$149,898
	CLEARING SITE, BRIDGE ( ) / LS						
	201006P	2022Q2	3	3.00	\$373,000	\$124,333	\$127,556
			3	3.00	\$373,000	\$124,333	\$127,556
	CLEARING SITE, STRUCTURE ( ) / LS						
	201009P	2022Q2	1	1.00	\$726,000	\$726,000	\$726,000
			1	1.00	\$726,000	\$726,000	\$726,000
	DEMOLITION ( ), PARCEL ( ) / U						
	201033M	2022Q2	1	1.00	\$65,000	\$65,000.00	\$73,333.33
			1	1.00	\$65,000	\$65,000.00	\$73,333.33

WEIGHTED AVERAGE ITEM PRICE REPORT  
BY REGION, ITEM, AND QUARTER

REGION	ITEM	CALENDAR QUARTER	NUMBER OF OCCUR'S	TOTAL QUANTITY	TOTAL DOLLARS	AVERAGE AWARDED PRICE	AVERAGE OF LOW 3 BIDDERS
C	TEMPORARY SHIELDING / LS						
	201039P	2022Q2	2	2.00	\$650,000	\$325,000	\$375,000
			2	2.00	\$650,000	\$325,000	\$375,000
	REMOVAL/DISPOSAL OF ASBESTOS ROOFING / SF						
	201071P	2022Q2	2	200.00	\$5,000	\$25.00	\$44.33
			2	200.00	\$5,000	\$25.00	\$44.33
	STRIPPING / ACRE						
	202003P	2022Q2	3	16.00	\$103,500	\$6,468.75	\$14,697.92
			3	16.00	\$103,500	\$6,468.75	\$14,697.92
	EXCAVATION, TEST PIT / CY						
	202006M	2022Q2	9	1,071.00	\$185,150	\$172.88	\$235.79
		2023Q1	1	50.00	\$500	\$10.00	\$5.50
			10	1,121.00	\$185,650	\$165.61	\$225.52
	EXCAVATION, UNCLASSIFIED / CY						
	202009P	2022Q2	11	76,706.00	\$2,726,480	\$35.54	\$55.52
		2022Q4	4	2,924.00	\$63,180	\$21.61	\$17.81
			15	79,630.00	\$2,789,660	\$35.03	\$54.14
	ROCK DOWEL PULL TEST / U						
	202014M	2022Q2	1	2.00	\$1,590	\$795.00	\$2,598.33
			1	2.00	\$1,590	\$795.00	\$2,598.33

WEIGHTED AVERAGE ITEM PRICE REPORT  
BY REGION, ITEM, AND QUARTER

REGION	ITEM	CALENDAR QUARTER	NUMBER OF OCCUR'S	TOTAL QUANTITY	TOTAL DOLLARS	AVERAGE AWARDED PRICE	AVERAGE OF LOW 3 BIDDERS
C	EXCAVATION, ACID PRODUCING SOIL / CY						
	202018P	2022Q2	1	6,734.00	\$202,020	\$30.00	\$40.00
			1	6,734.00	\$202,020	\$30.00	\$40.00
	REMOVAL AND DISPOSAL OF TRANSITE PIPE / LF						
	202019M	2022Q2	1	4,000.00	\$102,000	\$25.50	\$29.17
			1	4,000.00	\$102,000	\$25.50	\$29.17
	REMOVAL OF PAVEMENT / SY						
	202021P	2022Q2	6	95,628.00	\$1,323,327	\$13.84	\$22.76
			6	95,628.00	\$1,323,327	\$13.84	\$22.76
	DISPOSAL OF ACID PRODUCING SOIL / T						
	202039M	2022Q2	1	11,820.00	\$165,480	\$14.00	\$18.00
			1	11,820.00	\$165,480	\$14.00	\$18.00
	EXCAVATION, ROCK SCALING / SY						
	202047M	2022Q2	1	3,323.00	\$69,783	\$21.00	\$77.00
			1	3,323.00	\$69,783	\$21.00	\$77.00
	SUBSOIL SCARIFICATION / SY						
	202050M	2022Q2	1	1,000.00	\$3,180	\$3.18	\$1.73
			1	1,000.00	\$3,180	\$3.18	\$1.73
	ROCK DOWEL 16 FT / U						
	202116M	2022Q2	1	15.00	\$31,500	\$2,100.00	\$5,233.33
			1	15.00	\$31,500	\$2,100.00	\$5,233.33

WEIGHTED AVERAGE ITEM PRICE REPORT  
BY REGION, ITEM, AND QUARTER

REGION	ITEM	CALENDAR QUARTER	NUMBER OF OCCUR'S	TOTAL QUANTITY	TOTAL DOLLARS	AVERAGE AWARDED PRICE	AVERAGE OF LOW 3 BIDDERS
C	I-9 SOIL AGGREGATE / CY						
	203009P	2022Q2	4	5,500.00	\$561,700	\$102.13	\$65.01
			4	5,500.00	\$561,700	\$102.13	\$65.01
	I-14 SOIL AGGREGATE / CY						
	203021P	2022Q2	4	1,828.00	\$16,823	\$9.20	\$25.16
			4	1,828.00	\$16,823	\$9.20	\$25.16
	GEOTEXTILE / SY						
	203040M	2022Q2	1	3,931.00	\$3,538	\$0.90	\$2.97
		2022Q4	2	1,000.00	\$1,000	\$1.00	\$0.67
			3	4,931.00	\$4,538	\$0.92	\$2.50
	GEOTEXTILE, ROADWAY STABILIZATION / SY						
	203041P	2022Q2	1	60,000.00	\$30,000	\$0.50	\$1.50
			1	60,000.00	\$30,000	\$0.50	\$1.50
	GEOGRID REINFORCEMENT / SY						
	203043P	2022Q2	1	725.00	\$36,250	\$50.00	\$38.67
			1	725.00	\$36,250	\$50.00	\$38.67
	CONTROLLED LOW STRENGTH MATERIAL / CY						
	203050M	2022Q2	2	502.00	\$900	\$1.79	\$193.89
			2	502.00	\$900	\$1.79	\$193.89
	LIGHTWEIGHT SOIL AGGREGATE / CY						
	203056P	2022Q2	1	5,096.00	\$535,080	\$105.00	\$139.33
			1	5,096.00	\$535,080	\$105.00	\$139.33

WEIGHTED AVERAGE ITEM PRICE REPORT  
BY REGION, ITEM, AND QUARTER

REGION	ITEM	CALENDAR QUARTER	NUMBER OF OCCUR'S	TOTAL QUANTITY	TOTAL DOLLARS	AVERAGE AWARDED PRICE	AVERAGE OF LOW 3 BIDDERS
C	GEOSYNTHETIC CLAY LINER / SY						
	203100P	2022Q2	1	2,085.00	\$65,678	\$31.50	\$26.17
			1	2,085.00	\$65,678	\$31.50	\$26.17
	SUBBASE / CY						
	301006P	2022Q2	6	2,827.00	\$264,170	\$93.45	\$88.45
			6	2,827.00	\$264,170	\$93.45	\$88.45
	DENSE-GRADED AGGREGATE BASE COURSE, 6" T / SY						
	302036P	2022Q2	4	16,281.00	\$260,363	\$15.99	\$18.80
		2022Q3	1	5.00	\$0	\$0.02	\$23.34
		2022Q4	1	74.00	\$1,110	\$15.00	\$13.33
			6	16,360.00	\$261,473	\$15.98	\$18.78
	DENSE-GRADED AGGREGATE BASE COURSE, 8" T / SY						
	302042P	2022Q2	3	63,980.00	\$1,147,252	\$17.93	\$23.27
			3	63,980.00	\$1,147,252	\$17.93	\$23.27
	DENSE-GRADED AGGREGATE BASE COURSE, 10" / SY						
	302045P	2022Q3	2	7.00	\$7,515	\$1,073.57	\$586.79
			2	7.00	\$7,515	\$1,073.57	\$586.79
	DENSE-GRADED AGGREGATE BASE COURSE, 12" / SY						
	302048P	2022Q2	1	37,389.00	\$757,127	\$20.25	\$30.75
		2022Q4	1	1,177.00	\$26,718	\$22.70	\$26.80
			2	38,566.00	\$783,845	\$20.32	\$30.63

WEIGHTED AVERAGE ITEM PRICE REPORT  
BY REGION, ITEM, AND QUARTER

REGION	ITEM	CALENDAR QUARTER	NUMBER OF OCCUR'S	TOTAL QUANTITY	TOTAL DOLLARS	AVERAGE AWARDED PRICE	AVERAGE OF LOW 3 BIDDERS
C	DENSE-GRADED AGGREGATE	BASE COURSE, VARI	/ CY				
	302051P	2022Q2	5	7,308.00	\$196,175	\$26.84	\$46.42
		2022Q3	1	6.00	\$7,200	\$1,200.00	\$1,200.00
		2022Q4	4	978.00	\$19,510	\$19.95	\$13.23
			10	8,292.00	\$222,885	\$26.88	\$43.34
-----							
	COARSE AGGREGATE, SIZE NO. 57		/ CY				
	302060P	2022Q2	1	643.00	\$64,300	\$100.00	\$133.33
		2022Q4	2	250.00	\$2,500	\$10.00	\$5.84
			3	893.00	\$66,800	\$74.80	\$97.64
-----							
	CONCRETE BASE COURSE, 8" THICK		/ SY				
	304003P	2022Q2	1	235.00	\$35,250	\$150.00	\$144.00
			1	235.00	\$35,250	\$150.00	\$144.00
-----							
	HMA MILLING, 3" OR LESS		/ SY				
	401009P	2022Q2	6	411,726.00	\$2,304,712	\$5.60	\$5.47
		2022Q3	1	26,191.00	\$78,573	\$3.00	\$3.43
		2022Q4	5	768,873.00	\$1,434,380	\$1.87	\$1.58
			12	1,206,790.00	\$3,817,665	\$3.16	\$2.95
-----							
	HMA MILLING, MORE THAN 3" TO 6"		/ SY				
	401012P	2022Q2	1	112,604.00	\$591,171	\$5.25	\$7.67
		2022Q4	2	37,000.00	\$370	\$0.01	\$0.18
			3	149,604.00	\$591,541	\$3.95	\$5.81
-----							
	CONCRETE MILLING		/ SY				
	401015P	2022Q2	1	2,000.00	\$20,000	\$10.00	\$17.33

(item continued)



WEIGHTED AVERAGE ITEM PRICE REPORT  
BY REGION, ITEM, AND QUARTER

REGION	ITEM	CALENDAR QUARTER	NUMBER OF OCCUR'S	TOTAL QUANTITY	TOTAL DOLLARS	AVERAGE AWARDED PRICE	AVERAGE OF LOW 3 BIDDERS
C	CONCRETE MILLING / SY						
	401015P	2022Q4	4	6,000.00	\$60	\$0.01	\$0.40
			5	8,000.00	\$20,060	\$2.51	\$4.63
	MICRO-MILLING / SY						
	401017P	2022Q2	3	484,910.00	\$1,066,429	\$2.20	\$2.69
		2022Q3	3	78,944.00	\$345,955	\$4.38	\$4.45
		2022Q4	1	2,313.00	\$67,077	\$29.00	\$29.00
			7	566,167.00	\$1,479,462	\$2.61	\$3.04
	HOT MIX ASPHALT PAVEMENT REPAIR / SY						
	401021M	2022Q2	8	24,507.00	\$835,952	\$34.11	\$41.94
		2022Q3	4	495.00	\$139,050	\$280.91	\$191.17
		2022Q4	5	3,878.00	\$161,460	\$41.63	\$31.68
			17	28,880.00	\$1,136,462	\$39.35	\$43.12
	SEALING OF CRACKS IN HOT MIX ASPHALT SUR / LF						
	401024M	2022Q2	1	2,500.00	\$11,250	\$4.50	\$4.50
		2022Q3	4	20,000.00	\$60,000	\$3.00	\$2.57
		2022Q4	2	4,500.00	\$45	\$0.01	\$0.01
			7	27,000.00	\$71,295	\$2.64	\$2.32
	POLYMERIZED JOINT ADHESIVE / LF						
	401027M	2022Q2	9	864,092.00	\$193,401	\$0.22	\$0.58
		2022Q3	2	141,500.00	\$2,845	\$0.02	\$0.20
		2022Q4	5	734,036.00	\$125,798	\$0.17	\$0.12
			16	1,739,628.00	\$322,044	\$0.19	\$0.35

WEIGHTED AVERAGE ITEM PRICE REPORT  
BY REGION, ITEM, AND QUARTER

REGION	ITEM	CALENDAR QUARTER	NUMBER OF OCCUR'S	TOTAL QUANTITY	TOTAL DOLLARS	AVERAGE AWARDED PRICE	AVERAGE OF LOW 3 BIDDERS
C	TACK COAT / GAL						
	401030M	2022Q2	9	217,152.00	\$186,237	\$0.86	\$2.00
		2022Q3	4	60,250.00	\$105,231	\$1.75	\$2.82
		2022Q4	5	195,473.00	\$201,932	\$1.03	\$0.35
			18	472,875.00	\$493,400	\$1.04	\$1.42
	TACK COAT 64-22 / GAL						
	401033M	2022Q2	1	169.00	\$930	\$5.50	\$11.83
			1	169.00	\$930	\$5.50	\$11.83
	PRIME COAT / GAL						
	401036M	2022Q2	5	182,376.00	\$3,202	\$0.02	\$0.43
			5	182,376.00	\$3,202	\$0.02	\$0.43
	HOT MIX ASPHALT 9.5 M 64 SURFACE COURSE / T						
	401042M	2022Q4	2	5,000.00	\$573,750	\$114.75	\$120.79
			2	5,000.00	\$573,750	\$114.75	\$120.79
	HOT MIX ASPHALT 9.5 ME SURFACE COURSE / T						
	401049M	2022Q2	1	26,893.00	\$3,361,625	\$125.00	\$141.00
		2022Q4	2	5,000.00	\$623,625	\$124.73	\$130.61
			3	31,893.00	\$3,985,250	\$124.96	\$139.37
	HOT MIX ASPHALT 12.5 M 64 SURFACE COURSE / T						
	401054M	2022Q2	5	5,784.00	\$684,327	\$118.31	\$128.22
		2022Q3	1	3,019.00	\$407,565	\$135.00	\$118.92
		2022Q4	5	58,071.00	\$5,397,084	\$92.94	\$98.68
			11	66,874.00	\$6,488,976	\$97.03	\$102.15

WEIGHTED AVERAGE ITEM PRICE REPORT  
BY REGION, ITEM, AND QUARTER

REGION	ITEM	CALENDAR QUARTER	NUMBER OF OCCUR'S	TOTAL QUANTITY	TOTAL DOLLARS	AVERAGE AWARDED PRICE	AVERAGE OF LOW 3 BIDDERS
C	HOT MIX ASPHALT 12.5 M 76 SURFACE COURSE / T						
	401060M	2022Q2	1	982.00	\$220,950	\$225.00	\$213.33
			1	982.00	\$220,950	\$225.00	\$213.33
	HMA 12.5 M E SURFACE COURSE / T						
	401061M	2022Q2	1	8,202.00	\$1,271,310	\$155.00	\$130.00
		2022Q4	2	10,000.00	\$1,302,500	\$130.25	\$133.13
			3	18,202.00	\$2,573,810	\$141.40	\$131.72
	HOT MIX ASPHALT 12.5 M 64 INTERMEDIATE C / T						
	401072M	2022Q4	2	2,000.00	\$180,000	\$90.00	\$91.67
			2	2,000.00	\$180,000	\$90.00	\$91.67
	HMA 9.5 M E INTERMEDIATE COURSE / T						
	401073M	2022Q2	1	32,019.00	\$4,002,375	\$125.00	\$138.33
			1	32,019.00	\$4,002,375	\$125.00	\$138.33
	HMA 12.5 M E INTERMEDIATE COURSE / T						
	401079M	2022Q2	1	23,848.00	\$2,384,800	\$100.00	\$114.00
			1	23,848.00	\$2,384,800	\$100.00	\$114.00
	HOT MIX ASPHALT 19 M 64 INTERMEDIATE COU / T						
	401084M	2022Q2	1	1,259.00	\$276,980	\$220.00	\$201.67
			1	1,259.00	\$276,980	\$220.00	\$201.67
	HOT MIX ASPHALT 25 M 64 BASE COURSE / T						
	401099M	2022Q2	4	64,530.00	\$8,226,250	\$127.48	\$130.02

(item continued)

WEIGHTED AVERAGE ITEM PRICE REPORT  
BY REGION, ITEM, AND QUARTER

REGION	ITEM	CALENDAR QUARTER	NUMBER OF OCCUR'S	TOTAL QUANTITY	TOTAL DOLLARS	AVERAGE AWARDED PRICE	AVERAGE OF LOW 3 BIDDERS
C	HOT MIX ASPHALT 25 M 64 BASE COURSE / T						
	401099M	2022Q4	3	2,425.00	\$225,700	\$93.07	\$93.08
			7	66,955.00	\$8,451,950	\$126.23	\$128.69
-----							
	CORE SAMPLES, HOT MIX ASPHALT / U						
	401108M	2022Q2	7	875.00	\$95,875	\$109.57	\$140.47
		2022Q3	1	75.00	\$18,750	\$250.00	\$131.67
		2022Q4	5	730.00	\$71,275	\$97.64	\$61.55
			13	1,680.00	\$185,900	\$110.65	\$105.79
-----							
	HMA LONGITUDINAL JOINT REPAIR / SY						
	401113M	2022Q2	1	500.00	\$2,500	\$5.00	\$32.52
		2022Q3	2	300.00	\$20,000	\$66.67	\$32.04
		2022Q4	1	500.00	\$66,610	\$133.22	\$133.22
			4	1,300.00	\$89,110	\$68.55	\$71.14
-----							
	ULTRA-THIN FRICTION COURSE / T						
	403003M	2022Q3	1	6,169.00	\$1,079,575	\$175.00	\$180.00
			1	6,169.00	\$1,079,575	\$175.00	\$180.00
-----							
	POLYMER MODIFIED TACK COAT / GAL						
	403005M	2022Q3	1	33,079.00	\$269,594	\$8.15	\$8.83
			1	33,079.00	\$269,594	\$8.15	\$8.83
-----							
	STONE MATRIX ASPHALT 12.5 MM SURFACE COU / T						
	404006M	2022Q4	2	4,000.00	\$676,500	\$169.13	\$164.21
			2	4,000.00	\$676,500	\$169.13	\$164.21
-----							

WEIGHTED AVERAGE ITEM PRICE REPORT  
BY REGION, ITEM, AND QUARTER

REGION	ITEM	CALENDAR QUARTER	NUMBER OF OCCUR'S	TOTAL QUANTITY	TOTAL DOLLARS	AVERAGE AWARDED PRICE	AVERAGE OF LOW 3 BIDDERS
C	HIGH PERFORMANCE THIN OVERLAY / T						
	406005M	2022Q2	3	39,287.00	\$6,094,373	\$155.12	\$164.05
		2022Q3	1	10,368.00	\$1,814,400	\$175.00	\$165.42
			4	49,655.00	\$7,908,773	\$159.27	\$164.33
	MICROPAVING JOINTS / LF						
	421007M	2022Q2	1	54,000.00	\$221,400	\$4.10	\$4.10
		2022Q3	2	146,891.00	\$688,441	\$4.69	\$4.69
			3	200,891.00	\$909,841	\$4.53	\$4.53
	SLURRY SEAL AGGREGATE, TYPE II / T						
	421010M	2022Q2	1	1,514.00	\$184,390	\$121.79	\$121.79
		2022Q3	3	4,035.00	\$487,330	\$120.78	\$144.45
		2022Q4	1	2,782.00	\$349,837	\$125.75	\$125.75
			5	8,331.00	\$1,021,557	\$122.62	\$134.09
	SLURRY SEAL EMULSION / GAL						
	421011M	2022Q2	1	44,662.00	\$495,302	\$11.09	\$11.09
		2022Q3	3	115,191.00	\$1,179,827	\$10.24	\$12.31
		2022Q4	1	47,926.00	\$562,651	\$11.74	\$11.74
			5	207,779.00	\$2,237,780	\$10.77	\$11.92
	FOG SEAL STRIP / LF						
	422004M	2022Q2	1	15,223.00	\$18,268	\$1.20	\$1.17
		2022Q4	1	5,000.00	\$7,600	\$1.52	\$1.68
			2	20,223.00	\$25,868	\$1.28	\$1.29
	CHIP SEAL PG88-22FR / SY						
	424110M	2022Q3	1	310,524.00	\$2,164,352	\$6.97	\$6.97
			1	310,524.00	\$2,164,352	\$6.97	\$6.97

WEIGHTED AVERAGE ITEM PRICE REPORT  
BY REGION, ITEM, AND QUARTER

REGION	ITEM	CALENDAR QUARTER	NUMBER OF OCCUR'S	TOTAL QUANTITY	TOTAL DOLLARS	AVERAGE AWARDED PRICE	AVERAGE OF LOW 3 BIDDERS
C	FULL DEPTH CONCRETE PAVEMENT REPAIR, HMA / SY						
	453006M	2022Q2	3	10,473.00	\$353,550	\$33.76	\$37.41
		2022Q3	1	50.00	\$25,000	\$500.00	\$500.00
		2022Q4	3	934.00	\$65,100	\$69.70	\$66.92
			7	11,457.00	\$443,650	\$38.72	\$41.83
	PERMANENT SHEETING / SF						
	501006P	2022Q2	1	80.00	\$44,800	\$560.00	\$481.67
			1	80.00	\$44,800	\$560.00	\$481.67
	TEMPORARY COFFERDAM / LS						
	501009P	2022Q2	1	1.00	\$602,330	\$602,330	\$596,777
			1	1.00	\$602,330	\$602,330	\$596,777
	PERMANENT COFFERDAM / LS						
	501012P	2022Q2	1	1.00	\$3,634,500	\$3,634,500	\$4,132,167
			1	1.00	\$3,634,500	\$3,634,500	\$4,132,167
	FURNISHING EQUIPMENT FOR DRIVING PILES / LS						
	502003P	2022Q2	2	2.00	\$425,000	\$212,500	\$348,667
			2	2.00	\$425,000	\$212,500	\$348,667
	TEST PILE, FURNISHED / LF						
	502009M	2022Q2	1	260.00	\$15,860	\$61.00	\$77.00
			1	260.00	\$15,860	\$61.00	\$77.00

WEIGHTED AVERAGE ITEM PRICE REPORT  
BY REGION, ITEM, AND QUARTER

REGION	ITEM	CALENDAR QUARTER	NUMBER OF OCCUR'S	TOTAL QUANTITY	TOTAL DOLLARS	AVERAGE AWARDED PRICE	AVERAGE OF LOW 3 BIDDERS
C	TEST PILE, DRIVEN / LF						
	502012M	2022Q2	1	244.00	\$1,220	\$5.00	\$55.00
			1	244.00	\$1,220	\$5.00	\$55.00
	MICROPILE / LF						
	502016M	2022Q2	1	10,665.00	\$1,877,040	\$176.00	\$181.67
			1	10,665.00	\$1,877,040	\$176.00	\$181.67
	DYNAMIC PILE LOAD TEST / U						
	502018M	2022Q2	1	4.00	\$10,800	\$2,700.00	\$4,066.67
			1	4.00	\$10,800	\$2,700.00	\$4,066.67
	STEEL H-PILE, FURNISHED, HP 12 X 74 / LF						
	502168M	2022Q2	1	7,560.00	\$461,160	\$61.00	\$70.33
			1	7,560.00	\$461,160	\$61.00	\$70.33
	STEEL H-PILE, DRIVEN, HP 12 X 74 / LF						
	502186M	2022Q2	1	7,526.00	\$37,630	\$5.00	\$20.67
			1	7,526.00	\$37,630	\$5.00	\$20.67
	REINFORCEMENT STEEL, EPOXY-COATED / LB						
	504006P	2022Q2	3	115,823.00	\$277,366	\$2.39	\$2.74
			3	115,823.00	\$277,366	\$2.39	\$2.74
	REINFORCEMENT STEEL, GALVANIZED / LB						
	504009P	2022Q2	1	25,100.00	\$58,985	\$2.35	\$2.78
			1	25,100.00	\$58,985	\$2.35	\$2.78

WEIGHTED AVERAGE ITEM PRICE REPORT  
BY REGION, ITEM, AND QUARTER

REGION	ITEM	CALENDAR QUARTER	NUMBER OF OCCUR'S	TOTAL QUANTITY	TOTAL DOLLARS	AVERAGE AWARDED PRICE	AVERAGE OF LOW 3 BIDDERS
C	CONCRETE FOOTING / CY						
	504015P	2022Q2	1	156.00	\$78,000	\$500.00	\$726.67
			1	156.00	\$78,000	\$500.00	\$726.67
	CONCRETE WING WALL / CY						
	504018P	2022Q2	1	42.00	\$79,800	\$1,900.00	\$1,833.33
			1	42.00	\$79,800	\$1,900.00	\$1,833.33
	CONCRETE ABUTMENT WALL / CY						
	504024P	2022Q2	2	80.00	\$230,000	\$2,875.00	\$2,458.33
			2	80.00	\$230,000	\$2,875.00	\$2,458.33
	EPOXY WATERPROOFING / SY						
	504036P	2022Q2	4	6,795.00	\$444,862	\$65.47	\$52.03
		2023Q1	1	5,920.00	\$355,200	\$60.00	\$62.00
			5	12,715.00	\$800,062	\$62.92	\$56.67
	CONCRETE STAINING / SY						
	504048P	2022Q2	2	2,534.00	\$49,994	\$19.73	\$25.87
			2	2,534.00	\$49,994	\$19.73	\$25.87
	CONCRETE PYLON / LF						
	504053P	2022Q2	1	20.00	\$11,500	\$575.00	\$1,471.67
			1	20.00	\$11,500	\$575.00	\$1,471.67
	CONCRETE CAP / CY						
	504085P	2022Q2	1	3.00	\$15,000	\$5,000.00	\$3,166.67
			1	3.00	\$15,000	\$5,000.00	\$3,166.67



WEIGHTED AVERAGE ITEM PRICE REPORT  
BY REGION, ITEM, AND QUARTER

REGION	ITEM	CALENDAR QUARTER	NUMBER OF OCCUR'S	TOTAL QUANTITY	TOTAL DOLLARS	AVERAGE AWARDED PRICE	AVERAGE OF LOW 3 BIDDERS
C	CONCRETE BRIDGE HEADWALL / CY						
	504086P	2022Q2	1	14.00	\$25,200	\$1,800.00	\$1,933.33
			1	14.00	\$25,200	\$1,800.00	\$1,933.33
	PRECAST CONCRETE CULVERT / LF						
	505057P	2022Q2	1	44.00	\$660,000	\$15,000.00	\$12,666.33
			1	44.00	\$660,000	\$15,000.00	\$12,666.33
	CONCRETE STEPS, PRECAST CONCRETE / LF						
	505075P	2022Q2	1	4.00	\$6,000	\$1,500.00	\$3,733.33
			1	4.00	\$6,000	\$1,500.00	\$3,733.33
	LUBRICATE BEARING / U						
	506013P	2023Q1	1	732.00	\$29,280	\$40.00	\$43.33
			1	732.00	\$29,280	\$40.00	\$43.33
	2 1/2" BY 2 1/2" PREFORMED ELASTOMERIC J / LF						
	507006P	2022Q3	1	160.00	\$24,000	\$150.00	\$170.33
			1	160.00	\$24,000	\$150.00	\$170.33
	STRIP SEAL EXPANSION JOINT ASSEMBLY / LF						
	507015P	2022Q2	2	176.00	\$193,600	\$1,100.00	\$902.00
			2	176.00	\$193,600	\$1,100.00	\$902.00
	CONCRETE BRIDGE DECK, HPC / CY						
	507024P	2022Q2	2	220.00	\$429,000	\$1,950.00	\$1,183.33
			2	220.00	\$429,000	\$1,950.00	\$1,183.33

WEIGHTED AVERAGE ITEM PRICE REPORT  
BY REGION, ITEM, AND QUARTER

REGION	ITEM	CALENDAR QUARTER	NUMBER OF OCCUR'S	TOTAL QUANTITY	TOTAL DOLLARS	AVERAGE AWARDED PRICE	AVERAGE OF LOW 3 BIDDERS
C	DATE PANEL / U						
	507027M	2022Q2	2	2.00	\$5,000	\$2,500.00	\$1,856.67
			2	2.00	\$5,000	\$2,500.00	\$1,856.67
-----							
	CONCRETE BRIDGE SIDEWALK, HPC / CY						
	507033P	2022Q2	3	86.00	\$128,480	\$1,493.95	\$1,414.81
			3	86.00	\$128,480	\$1,493.95	\$1,414.81
-----							
	CONCRETE BRIDGE PARAPET / LF						
	507036P	2022Q2	1	72.00	\$28,800	\$400.00	\$450.00
			1	72.00	\$28,800	\$400.00	\$450.00
-----							
	BARRIER PARAPET MODIFICATIONS / LF						
	507037P	2022Q2	2	26.00	\$45,500	\$1,750.00	\$1,575.00
			2	26.00	\$45,500	\$1,750.00	\$1,575.00
-----							
	CONCRETE BRIDGE PARAPET, HPC / LF						
	507039P	2022Q2	1	705.00	\$387,750	\$550.00	\$433.33
			1	705.00	\$387,750	\$550.00	\$433.33
-----							
	CONCRETE BRIDGE APPROACH / CY						
	507051P	2022Q2	2	180.00	\$162,000	\$900.00	\$683.33
			2	180.00	\$162,000	\$900.00	\$683.33
-----							
	CLEAN EXISTING SCUPPERS AND PIPES / U						
	508005M	2023Q1	1	20.00	\$1,000	\$50.00	\$208.33
			1	20.00	\$1,000	\$50.00	\$208.33
-----							

WEIGHTED AVERAGE ITEM PRICE REPORT  
BY REGION, ITEM, AND QUARTER

REGION	ITEM	CALENDAR QUARTER	NUMBER OF OCCUR'S	TOTAL QUANTITY	TOTAL DOLLARS	AVERAGE AWARDED PRICE	AVERAGE OF LOW 3 BIDDERS
C	CHAIN-LINK FENCE, TYPE IV / LF						
	509083P	2022Q2	2	505.00	\$103,525	\$205.00	\$215.33
			2	505.00	\$103,525	\$205.00	\$215.33
	ORNAMENTAL RAILING / LF						
	509100P	2022Q2	1	110.00	\$44,000	\$400.00	\$1,300.00
			1	110.00	\$44,000	\$400.00	\$1,300.00
	BRIDGE COMB RAILING (1 RAIL, STEEL) / LF						
	509150P	2022Q2	2	507.00	\$229,505	\$452.67	\$440.22
			2	507.00	\$229,505	\$452.67	\$440.22
	STEEL SHEET PILING / SF						
	511006P	2022Q2	1	15,005.00	\$5,776,925	\$385.00	\$345.00
			1	15,005.00	\$5,776,925	\$385.00	\$345.00
	TIE-ROD SYSTEM / U						
	511025M	2022Q2	1	105.00	\$525,000	\$5,000.00	\$10,500.00
			1	105.00	\$525,000	\$5,000.00	\$10,500.00
	LANDSCAPE RETAINING WALL / SF						
	513015P	2022Q2	1	655.00	\$275,100	\$420.00	\$576.67
			1	655.00	\$275,100	\$420.00	\$576.67
	CONCRETE COPING / LF						
	513022P	2022Q2	1	705.00	\$775,500	\$1,100.00	\$691.67
			1	705.00	\$775,500	\$1,100.00	\$691.67

WEIGHTED AVERAGE ITEM PRICE REPORT  
BY REGION, ITEM, AND QUARTER

REGION	ITEM	CALENDAR QUARTER	NUMBER OF OCCUR'S	TOTAL QUANTITY	TOTAL DOLLARS	AVERAGE AWARDED PRICE	AVERAGE OF LOW 3 BIDDERS
C	TEMPORARY SUPPORT / LS						
	514015P	2022Q2	2	2.00	\$300,000	\$150,000	\$110,000
			2	2.00	\$300,000	\$150,000	\$110,000
-----							
	CONCRETE DECK REPAIR, TYPE B / SF						
	551006M	2022Q2	1	425.00	\$57,375	\$135.00	\$113.33
		2023Q1	1	2,785.00	\$501,300	\$180.00	\$135.67
			2	3,210.00	\$558,675	\$174.04	\$132.71
-----							
	CONCRETE DECK REPAIR, TYPE C / SF						
	551009M	2023Q1	1	75.00	\$3,750	\$50.00	\$183.33
			1	75.00	\$3,750	\$50.00	\$183.33
-----							
	CURB RECONSTRUCTION, BRIDGE / LF						
	551030M	2022Q3	3	40.00	\$22,500	\$562.50	\$620.83
			3	40.00	\$22,500	\$562.50	\$620.83
-----							
	PRESSURE INJECTION, CONCRETE CRACKS / LF						
	552003M	2022Q2	4	392.00	\$50,684	\$129.30	\$133.91
		2023Q1	1	1,000.00	\$40,000	\$40.00	\$50.00
			5	1,392.00	\$90,684	\$65.15	\$73.63
-----							
	POLLUTION CONTROL SYSTEM / LS						
	554003P	2022Q2	2	2.00	\$16,000	\$8,000.00	\$6,734.33
			2	2.00	\$16,000	\$8,000.00	\$6,734.33
-----							

WEIGHTED AVERAGE ITEM PRICE REPORT  
BY REGION, ITEM, AND QUARTER

REGION	ITEM	CALENDAR QUARTER	NUMBER OF OCCUR'S	TOTAL QUANTITY	TOTAL DOLLARS	AVERAGE AWARDED PRICE	AVERAGE OF LOW 3 BIDDERS
C	HAND/POWER TOOL CLEANING AND PAINTING / LS						
	554006P	2022Q2	2	2.00	\$10,000	\$5,000.00	\$10,000.00
			2	2.00	\$10,000	\$5,000.00	\$10,000.00
	CLEANING AND PAINTING OF BEARING / U						
	554027P	2022Q2	2	28.00	\$31,500	\$1,125.00	\$1,005.17
			2	28.00	\$31,500	\$1,125.00	\$1,005.17
	SUBSTRUCTURE CONCRETE REPAIR / SF						
	555003M	2022Q2	4	3,383.00	\$1,110,787	\$328.34	\$333.43
		2023Q1	1	25.00	\$10,000	\$400.00	\$400.00
			5	3,408.00	\$1,120,787	\$328.87	\$333.92
	BRIDGE DECK WATERPROOF SURFACE COURSE / T						
	555006M	2022Q2	1	57.00	\$74,100	\$1,300.00	\$770.00
			1	57.00	\$74,100	\$1,300.00	\$770.00
	BEARING RESTRAINER / U						
	556015M	2022Q2	1	1.00	\$5,000	\$5,000.00	\$6,000.00
			1	1.00	\$5,000	\$5,000.00	\$6,000.00
	CONCRETE BEAM REPAIR / SF						
	557003P	2022Q2	2	295.00	\$72,275	\$245.00	\$481.67
			2	295.00	\$72,275	\$245.00	\$481.67
	CONCRETE BEAM REPAIR, TYPE A / U						
	557040M	2022Q2	2	23.00	\$5,635	\$245.00	\$851.23
			2	23.00	\$5,635	\$245.00	\$851.23

WEIGHTED AVERAGE ITEM PRICE REPORT  
BY REGION, ITEM, AND QUARTER

REGION	ITEM	CALENDAR QUARTER	NUMBER OF OCCUR'S	TOTAL QUANTITY	TOTAL DOLLARS	AVERAGE AWARDED PRICE	AVERAGE OF LOW 3 BIDDERS
C	12" REINFORCED CONCRETE PIPE / LF						
	601120P	2022Q2	2	16.00	\$1,440	\$90.00	\$207.50
			2	16.00	\$1,440	\$90.00	\$207.50
	15" REINFORCED CONCRETE PIPE / LF						
	601122P	2022Q2	4	40,311.00	\$3,617,996	\$89.75	\$132.15
			4	40,311.00	\$3,617,996	\$89.75	\$132.15
	18" REINFORCED CONCRETE PIPE / LF						
	601124P	2022Q2	4	10,918.00	\$1,073,014	\$98.28	\$143.08
			4	10,918.00	\$1,073,014	\$98.28	\$143.08
	21" REINFORCED CONCRETE PIPE / LF						
	601126P	2022Q2	1	575.00	\$57,931	\$100.75	\$158.58
			1	575.00	\$57,931	\$100.75	\$158.58
	24" REINFORCED CONCRETE PIPE / LF						
	601128P	2022Q2	3	6,312.00	\$798,278	\$126.47	\$167.41
			3	6,312.00	\$798,278	\$126.47	\$167.41
	30" REINFORCED CONCRETE PIPE / LF						
	601132P	2022Q2	2	846.00	\$122,899	\$145.27	\$209.87
			2	846.00	\$122,899	\$145.27	\$209.87
	36" REINFORCED CONCRETE PIPE / LF						
	601134P	2022Q2	1	1,109.00	\$266,715	\$240.50	\$296.83
			1	1,109.00	\$266,715	\$240.50	\$296.83

WEIGHTED AVERAGE ITEM PRICE REPORT  
BY REGION, ITEM, AND QUARTER

REGION	ITEM	CALENDAR QUARTER	NUMBER OF OCCUR'S	TOTAL QUANTITY	TOTAL DOLLARS	AVERAGE AWARDED PRICE	AVERAGE OF LOW 3 BIDDERS
C	42" REINFORCED CONCRETE PIPE / LF						
	601136P	2022Q2	2	99.00	\$47,028	\$475.03	\$500.01
			2	99.00	\$47,028	\$475.03	\$500.01
	48" REINFORCED CONCRETE PIPE / LF						
	601138P	2022Q2	1	3.00	\$1,800	\$600.00	\$1,366.67
			1	3.00	\$1,800	\$600.00	\$1,366.67
	15" REINFORCED CONCRETE PIPE, CLASS V / LF						
	601194P	2022Q2	1	2,380.00	\$224,910	\$94.50	\$146.50
			1	2,380.00	\$224,910	\$94.50	\$146.50
	18" REINFORCED CONCRETE PIPE, CLASS V / LF						
	601196P	2022Q2	1	353.00	\$34,506	\$97.75	\$170.92
			1	353.00	\$34,506	\$97.75	\$170.92
	30" REINFORCED CONCRETE PIPE, CLASS V / LF						
	601204P	2022Q2	1	20.00	\$5,900	\$295.00	\$348.33
			1	20.00	\$5,900	\$295.00	\$348.33
	15" HIGH DENSITY POLYETHYLENE PIPE / LF						
	601248P	2022Q2	1	416.00	\$62,400	\$150.00	\$158.33
			1	416.00	\$62,400	\$150.00	\$158.33
	18" HIGH DENSITY POLYETHYLENE PIPE / LF						
	601250P	2022Q2	1	4.00	\$800	\$200.00	\$750.00
			1	4.00	\$800	\$200.00	\$750.00

WEIGHTED AVERAGE ITEM PRICE REPORT  
BY REGION, ITEM, AND QUARTER

REGION	ITEM	CALENDAR QUARTER	NUMBER OF OCCUR'S	TOTAL QUANTITY	TOTAL DOLLARS	AVERAGE AWARDED PRICE	AVERAGE OF LOW 3 BIDDERS
C	15" REINFORCED CONCRETE END SECTION / U						
	601370M	2022Q2	1	2.00	\$4,300	\$2,150.00	\$3,050.00
			1	2.00	\$4,300	\$2,150.00	\$3,050.00
	18" REINFORCED CONCRETE END SECTION / U						
	601372M	2022Q2	1	1.00	\$2,260	\$2,260.00	\$3,253.33
			1	1.00	\$2,260	\$2,260.00	\$3,253.33
	SUBBASE OUTLET DRAIN / LF						
	601404P	2022Q2	3	192.00	\$12,677	\$66.02	\$62.95
			3	192.00	\$12,677	\$66.02	\$62.95
	8" CORRUGATED STEEL UNDERDRAIN PIPE / LF						
	601410P	2022Q2	1	155.00	\$10,850	\$70.00	\$77.33
			1	155.00	\$10,850	\$70.00	\$77.33
	UNDERDRAIN, TYPE X / LF						
	601417P	2022Q2	1	17,881.00	\$742,062	\$41.50	\$45.50
			1	17,881.00	\$742,062	\$41.50	\$45.50
	8" PERFORATED HD POLYETHYLENE PIPE / LF						
	601419P	2022Q2	1	776.00	\$42,680	\$55.00	\$52.33
			1	776.00	\$42,680	\$55.00	\$52.33
	14" X 23" REINFORCED CONCRETE ELLIPTICAL / LF						
	601596P	2022Q2	1	159.00	\$24,645	\$155.00	\$291.67
			1	159.00	\$24,645	\$155.00	\$291.67



WEIGHTED AVERAGE ITEM PRICE REPORT  
BY REGION, ITEM, AND QUARTER

REGION	ITEM	CALENDAR QUARTER	NUMBER OF OCCUR'S	TOTAL QUANTITY	TOTAL DOLLARS	AVERAGE AWARDED PRICE	AVERAGE OF LOW 3 BIDDERS
C	29" X 45" REINFORCED CONCRETE ELLIPTICAL / LF						
	601606P	2022Q2	1	505.00	\$173,973	\$344.50	\$464.83
			1	505.00	\$173,973	\$344.50	\$464.83
	38" X 60" REINFORCED CONCRETE ELLIPTICAL / LF						
	601612P	2022Q2	1	257.00	\$136,467	\$531.00	\$685.33
			1	257.00	\$136,467	\$531.00	\$685.33
	14" X 23" REINFORCED CONCRETE ELLIPTICAL / LF						
	601630P	2022Q2	1	601.00	\$76,327	\$127.00	\$175.67
			1	601.00	\$76,327	\$127.00	\$175.67
	CLEANING EXISTING PIPE, 12" TO 24" DIAME / LF						
	601670M	2022Q2	4	4,793.00	\$46,056	\$9.61	\$10.61
		2022Q3	1	100.00	\$500	\$5.00	\$20.78
		2022Q4	2	2,000.00	\$17,840	\$8.92	\$7.60
			7	6,893.00	\$64,396	\$9.34	\$9.89
	CLEANING EXISTING PIPE, OVER 24" TO 48" / LF						
	601672M	2022Q2	1	758.00	\$11,954	\$15.77	\$17.92
		2022Q3	1	100.00	\$500	\$5.00	\$23.15
			2	858.00	\$12,454	\$14.51	\$18.53
	16" DUCTILE IRON PIPE / LF						
	601680M	2022Q2	1	962.00	\$168,350	\$175.00	\$245.00
			1	962.00	\$168,350	\$175.00	\$245.00

WEIGHTED AVERAGE ITEM PRICE REPORT  
BY REGION, ITEM, AND QUARTER

REGION	ITEM	CALENDAR QUARTER	NUMBER OF OCCUR'S	TOTAL QUANTITY	TOTAL DOLLARS	AVERAGE AWARDED PRICE	AVERAGE OF LOW 3 BIDDERS
C	18" DUCTILE IRON PIPE / LF						
	601681M	2022Q2	1	75.00	\$14,719	\$196.25	\$415.42
			1	75.00	\$14,719	\$196.25	\$415.42
	14" DUCTILE IRON PIPE / LF						
	601685M	2022Q2	2	99.00	\$9,223	\$93.16	\$241.15
			2	99.00	\$9,223	\$93.16	\$241.15
	CURED-IN-PLACE PIPE, 36" / LF						
	601987M	2022Q2	1	229.00	\$108,686	\$474.61	\$588.20
			1	229.00	\$108,686	\$474.61	\$588.20
	CONCRETE HEADWALL / CY						
	602006P	2022Q2	2	92.00	\$131,300	\$1,427.17	\$1,710.33
			2	92.00	\$131,300	\$1,427.17	\$1,710.33
	INLET, TYPE A / U						
	602009M	2022Q2	2	13.00	\$52,000	\$4,000.00	\$5,348.72
			2	13.00	\$52,000	\$4,000.00	\$5,348.72
	INLET, TYPE B / U						
	602012M	2022Q2	5	433.00	\$2,226,750	\$5,142.61	\$6,162.12
			5	433.00	\$2,226,750	\$5,142.61	\$6,162.12
	INLET, TYPE DOUBLE B / U						
	602013M	2022Q2	3	212.00	\$1,880,700	\$8,871.23	\$10,004.25
			3	212.00	\$1,880,700	\$8,871.23	\$10,004.25

WEIGHTED AVERAGE ITEM PRICE REPORT  
BY REGION, ITEM, AND QUARTER

REGION	ITEM	CALENDAR QUARTER	NUMBER OF OCCUR'S	TOTAL QUANTITY	TOTAL DOLLARS	AVERAGE AWARDED PRICE	AVERAGE OF LOW 3 BIDDERS
C	INLET, TYPE C / U						
	602015M	2022Q2	1	1.00	\$5,000	\$5,000.00	\$4,966.67
			1	1.00	\$5,000	\$5,000.00	\$4,966.67
	INLET, TYPE E / U						
	602018M	2022Q2	5	48.00	\$261,375	\$5,445.31	\$6,327.12
			5	48.00	\$261,375	\$5,445.31	\$6,327.12
	INLET, TYPE DOUBLE E / U						
	602019M	2022Q2	1	15.00	\$142,500	\$9,500.00	\$10,500.00
			1	15.00	\$142,500	\$9,500.00	\$10,500.00
	INLET, TYPE B-1 / U						
	602024M	2022Q2	2	12.00	\$82,750	\$6,895.83	\$7,945.83
			2	12.00	\$82,750	\$6,895.83	\$7,945.83
	INLET, TYPE B-2 / U						
	602027M	2022Q2	2	20.00	\$169,650	\$8,482.50	\$9,387.50
			2	20.00	\$169,650	\$8,482.50	\$9,387.50
	INLET, TYPE D-1 / U						
	602030M	2022Q2	1	45.00	\$225,000	\$5,000.00	\$6,250.00
			1	45.00	\$225,000	\$5,000.00	\$6,250.00
	INLET, TYPE D-2 / U						
	602033M	2022Q2	1	89.00	\$756,500	\$8,500.00	\$8,333.33
			1	89.00	\$756,500	\$8,500.00	\$8,333.33

WEIGHTED AVERAGE ITEM PRICE REPORT  
BY REGION, ITEM, AND QUARTER

REGION	ITEM	CALENDAR QUARTER	NUMBER OF OCCUR'S	TOTAL QUANTITY	TOTAL DOLLARS	AVERAGE AWARDED PRICE	AVERAGE OF LOW 3 BIDDERS
C	INLET, TYPE E-2 / U						
	602039M	2022Q2	2	10.00	\$94,000	\$9,400.00	\$9,591.67
			2	10.00	\$94,000	\$9,400.00	\$9,591.67
	-----						
	MANHOLE, 4' DIAMETER / U						
	602054M	2022Q2	2	33.00	\$186,750	\$5,659.09	\$6,934.85
			2	33.00	\$186,750	\$5,659.09	\$6,934.85
	-----						
	MANHOLE, 5' DIAMETER / U						
	602057M	2022Q2	3	16.00	\$102,100	\$6,381.25	\$8,571.73
			3	16.00	\$102,100	\$6,381.25	\$8,571.73
	-----						
	MANHOLE, 8' DIAMETER / U						
	602058M	2022Q2	1	2.00	\$40,000	\$20,000.00	\$23,333.33
			1	2.00	\$40,000	\$20,000.00	\$23,333.33
	-----						
	MANHOLE, 6' DIAMETER / U						
	602060M	2022Q2	3	6.00	\$65,000	\$10,833.33	\$13,500.00
			3	6.00	\$65,000	\$10,833.33	\$13,500.00
	-----						
	INLET CONVERTED TO MANHOLE / U						
	602096M	2022Q2	2	12.00	\$46,500	\$3,875.00	\$3,266.67
			2	12.00	\$46,500	\$3,875.00	\$3,266.67
	-----						
	MODIFIED INLET CONVERTED TO MANHOLE / U						
	602097M	2022Q2	1	3.00	\$19,500	\$6,500.00	\$12,166.67
			1	3.00	\$19,500	\$6,500.00	\$12,166.67
	-----						

WEIGHTED AVERAGE ITEM PRICE REPORT  
BY REGION, ITEM, AND QUARTER

REGION	ITEM	CALENDAR QUARTER	NUMBER OF OCCUR'S	TOTAL QUANTITY	TOTAL DOLLARS	AVERAGE AWARDED PRICE	AVERAGE OF LOW 3 BIDDERS
C	RESET EXISTING CASTING / U						
	602099M	2022Q2	3	802.00	\$18,258	\$22.77	\$33.61
		2022Q3	3	29.00	\$50,800	\$1,751.72	\$1,179.15
		2022Q4	3	90.00	\$97,150	\$1,079.44	\$380.65
			9	921.00	\$166,208	\$180.46	\$103.59
	SET INLET TYPE A, CASTING / U						
	602102M	2022Q4	3	41.00	\$2,840	\$69.27	\$58.38
			3	41.00	\$2,840	\$69.27	\$58.38
	SET INLET TYPE B, CASTING / U						
	602105M	2022Q2	2	42.00	\$76,800	\$1,828.57	\$1,688.89
		2022Q3	1	1.00	\$5,638	\$5,637.50	\$5,637.50
		2022Q4	4	95.00	\$96,325	\$1,013.95	\$982.63
			7	138.00	\$178,763	\$1,295.38	\$1,231.31
	SET INLET TYPE E, CASTING / U						
	602108M	2022Q2	3	12.00	\$23,500	\$1,958.33	\$1,736.11
		2022Q4	4	53.00	\$24,955	\$470.85	\$457.45
			7	65.00	\$48,455	\$745.46	\$693.51
	SET INLET TYPE ES, CASTING / U						
	602111M	2022Q4	4	21.00	\$42,910	\$2,043.33	\$1,748.81
			4	21.00	\$42,910	\$2,043.33	\$1,748.81
	SET MANHOLE CASTING / U						
	602114M	2022Q2	1	11.00	\$12,485	\$1,135.00	\$1,278.33

(item continued)

WEIGHTED AVERAGE ITEM PRICE REPORT  
BY REGION, ITEM, AND QUARTER

REGION	ITEM	CALENDAR QUARTER	NUMBER OF OCCUR'S	TOTAL QUANTITY	TOTAL DOLLARS	AVERAGE AWARDED PRICE	AVERAGE OF LOW 3 BIDDERS
C	SET MANHOLE CASTING / U						
	602114M	2022Q4	4	49.00	\$30,501	\$622.47	\$632.67
			5	60.00	\$42,986	\$716.43	\$751.04
	SET SQUARE FRAMED MANHOLE CASTING, CIRCU / U						
	602117M	2022Q4	2	8.00	\$18,380	\$2,297.50	\$2,298.33
			2	8.00	\$18,380	\$2,297.50	\$2,298.33
	RECONSTRUCTED INLET, TYPE A, USING EXIST / U						
	602120M	2022Q4	2	10.00	\$500	\$50.00	\$45.84
			2	10.00	\$500	\$50.00	\$45.84
	RECONSTRUCTED INLET, TYPE B, USING EXIST / U						
	602123M	2022Q2	1	5.00	\$10,500	\$2,100.00	\$2,650.00
		2022Q4	2	10.00	\$500	\$50.00	\$45.84
			3	15.00	\$11,000	\$733.33	\$913.89
	RECONSTRUCTED INLET, TYPE E, USING EXIST / U						
	602129M	2022Q4	2	10.00	\$500	\$50.00	\$45.84
			2	10.00	\$500	\$50.00	\$45.84
	RECONSTRUCTED INLET, TYPE D-1, USING EXI / U						
	602138M	2022Q3	1	4.00	\$5,200	\$1,300.00	\$2,433.33
			1	4.00	\$5,200	\$1,300.00	\$2,433.33
	RECONSTRUCTED INLET, TYPE D-2, USING EXI / U						
	602141M	2022Q3	1	4.00	\$5,200	\$1,300.00	\$2,600.00
			1	4.00	\$5,200	\$1,300.00	\$2,600.00

WEIGHTED AVERAGE ITEM PRICE REPORT  
BY REGION, ITEM, AND QUARTER

REGION	ITEM	CALENDAR QUARTER	NUMBER OF OCCUR'S	TOTAL QUANTITY	TOTAL DOLLARS	AVERAGE AWARDED PRICE	AVERAGE OF LOW 3 BIDDERS
C	RECONSTRUCTED INLET, TYPE A, USING NEW C / U						
	602150M	2022Q2	1	3.00	\$4,575	\$1,525.00	\$3,241.67
		2022Q4	3	21.00	\$1,840	\$87.62	\$102.07
			4	24.00	\$6,415	\$267.29	\$494.52
	RECONSTRUCTED INLET, TYPE B, USING NEW C / U						
	602153M	2022Q2	3	68.00	\$133,105	\$1,957.43	\$2,826.27
		2022Q3	1	2.00	\$4,000	\$2,000.00	\$2,516.67
		2022Q4	4	96.00	\$133,105	\$1,386.51	\$1,288.75
			8	166.00	\$270,210	\$1,627.77	\$1,933.37
	RECONSTRUCTED INLET, TYPE E, USING NEW C / U						
	602159M	2022Q2	2	16.00	\$34,500	\$2,156.25	\$2,833.33
		2022Q3	1	3.00	\$6,000	\$2,000.00	\$2,525.00
		2022Q4	4	23.00	\$8,245	\$358.48	\$337.83
			7	42.00	\$48,745	\$1,160.60	\$1,444.72
	RECONSTRUCTED INLET, TYPE ES, USING NEW / U						
	602160M	2022Q4	2	8.00	\$33,200	\$4,150.00	\$3,468.13
			2	8.00	\$33,200	\$4,150.00	\$3,468.13
	RECONSTRUCTED MANHOLE, USING EXISTING CA / U						
	602180M	2022Q2	1	2.00	\$1,550	\$775.00	\$2,625.00
		2022Q4	2	10.00	\$500	\$50.00	\$37.50
			3	12.00	\$2,050	\$170.83	\$468.75
	RECONSTRUCTED MANHOLE, USING NEW CASTING / U						
	602183M	2022Q2	2	17.00	\$21,600	\$1,270.59	\$2,352.94

(item continued)

WEIGHTED AVERAGE ITEM PRICE REPORT  
BY REGION, ITEM, AND QUARTER

REGION	ITEM	CALENDAR QUARTER	NUMBER OF OCCUR'S	TOTAL QUANTITY	TOTAL DOLLARS	AVERAGE AWARDED PRICE	AVERAGE OF LOW 3 BIDDERS
C	RECONSTRUCTED MANHOLE, USING NEW CASTING / U						
	602183M	2022Q4	2	10.00	\$500	\$50.00	\$37.50
			4	27.00	\$22,100	\$818.52	\$1,495.37
	BICYCLE SAFE GRATE / U						
	602210M	2022Q2	4	38.00	\$22,175	\$583.55	\$652.32
		2022Q4	4	207.00	\$13,560	\$65.51	\$49.61
			8	245.00	\$35,735	\$145.86	\$143.10
	CURB PIECE / U						
	602213M	2022Q2	5	96.00	\$54,985	\$572.76	\$723.80
		2022Q3	2	16.00	\$17,100	\$1,068.75	\$887.92
		2022Q4	4	260.00	\$17,138	\$65.92	\$50.90
			11	372.00	\$89,223	\$239.85	\$260.55
	CLEANING DRAINAGE STRUCTURE / U						
	602216M	2022Q2	4	79.00	\$31,460	\$398.23	\$443.32
		2022Q3	1	10.00	\$13,975	\$1,397.50	\$1,397.50
		2022Q4	4	104.00	\$6,900	\$66.35	\$53.37
			9	193.00	\$52,335	\$271.17	\$282.63
	OUTLET CONTROL STRUCTURE / U						
	602223M	2022Q2	2	8.00	\$196,000	\$24,500.00	\$23,166.67
			2	8.00	\$196,000	\$24,500.00	\$23,166.67
	JUNCTION CHAMBER / U						
	602226M	2022Q2	2	75.00	\$1,765,000	\$23,533.33	\$19,186.67
			2	75.00	\$1,765,000	\$23,533.33	\$19,186.67



WEIGHTED AVERAGE ITEM PRICE REPORT  
BY REGION, ITEM, AND QUARTER

REGION	ITEM	CALENDAR QUARTER	NUMBER OF OCCUR'S	TOTAL QUANTITY	TOTAL DOLLARS	AVERAGE AWARDED PRICE	AVERAGE OF LOW 3 BIDDERS
C	MANUFACTURED TREATMENT DEVICE / U						
	602229M	2022Q2	2	7.00	\$585,000	\$83,571.43	\$62,523.81
			2	7.00	\$585,000	\$83,571.43	\$62,523.81
	SPECIAL DRAINAGE STRUCTURE / U						
	602235M	2022Q2	4	12.00	\$176,000	\$14,666.67	\$19,166.67
			4	12.00	\$176,000	\$14,666.67	\$19,166.67
	INLET, NON-STANDARD / U						
	602290M	2022Q2	1	7.00	\$122,500	\$17,500.00	\$18,833.33
			1	7.00	\$122,500	\$17,500.00	\$18,833.33
	18" TIDE CONTROL CHECK VALVE, INLINE / U						
	602291M	2022Q2	1	2.00	\$16,000	\$8,000.00	\$6,700.00
			1	2.00	\$16,000	\$8,000.00	\$6,700.00
	24" TIDE CONTROL CHECK VALVE, INLINE / U						
	602292M	2022Q2	1	2.00	\$17,000	\$8,500.00	\$8,266.67
			1	2.00	\$17,000	\$8,500.00	\$8,266.67
	30" TIDE CONTROL CHECK VALVE, INLINE / U						
	602293M	2022Q2	1	1.00	\$16,000	\$16,000.00	\$12,066.67
			1	1.00	\$16,000	\$16,000.00	\$12,066.67
	36" TIDE CONTROL CHECK VALVE, INLINE / U						
	602294M	2022Q2	1	1.00	\$17,000	\$17,000.00	\$15,000.00
			1	1.00	\$17,000	\$17,000.00	\$15,000.00

WEIGHTED AVERAGE ITEM PRICE REPORT  
BY REGION, ITEM, AND QUARTER

REGION	ITEM	CALENDAR QUARTER	NUMBER OF OCCUR'S	TOTAL QUANTITY	TOTAL DOLLARS	AVERAGE AWARDED PRICE	AVERAGE OF LOW 3 BIDDERS
C	42" TIDE CONTROL CHECK VALVE, INLINE / U						
	602295M	2022Q2	1	2.00	\$42,000	\$21,000.00	\$18,333.33
			1	2.00	\$42,000	\$21,000.00	\$18,333.33
	15" TIDE CONTROL CHECK VALVE, INLINE / U						
	602307M	2022Q2	1	3.00	\$18,660	\$6,220.00	\$5,740.00
			1	3.00	\$18,660	\$6,220.00	\$5,740.00
	48" TIDE CONTROL CHECK VALVE, INLINE / U						
	602316M	2022Q2	1	2.00	\$84,000	\$42,000.00	\$28,333.33
			1	2.00	\$84,000	\$42,000.00	\$28,333.33
	TIDAL CHECK VALVE, SIZE 15" / U						
	602344M	2022Q2	1	1.00	\$13,000	\$13,000.00	\$8,166.67
			1	1.00	\$13,000	\$13,000.00	\$8,166.67
	TIDAL CHECK VALVE, SIZE 18" / U						
	602345M	2022Q2	1	1.00	\$14,000	\$14,000.00	\$9,333.33
			1	1.00	\$14,000	\$14,000.00	\$9,333.33
	RIPRAP STONE SLOPE PROTECTION,_"THICK / SY						
	603017P	2022Q2	3	1,590.00	\$329,825	\$207.44	\$250.04
			3	1,590.00	\$329,825	\$207.44	\$250.04
	RIPRAP STONE CHANNEL PROTECTION, 12" THI / SY						
	603036P	2022Q2	2	1,021.00	\$53,950	\$52.84	\$91.31
			2	1,021.00	\$53,950	\$52.84	\$91.31

WEIGHTED AVERAGE ITEM PRICE REPORT  
BY REGION, ITEM, AND QUARTER

REGION	ITEM	CALENDAR QUARTER	NUMBER OF OCCUR'S	TOTAL QUANTITY	TOTAL DOLLARS	AVERAGE AWARDED PRICE	AVERAGE OF LOW 3 BIDDERS
C	RIPRAP STONE CHANNEL PROTECTION, 16" THI / SY						
	603039P	2022Q4	1	75.00	\$9,375	\$125.00	\$143.33
			1	75.00	\$9,375	\$125.00	\$143.33
-----							
	DRAPED ROCKFALL MESH / SY						
	603062P	2022Q2	1	2,613.00	\$326,625	\$125.00	\$158.33
			1	2,613.00	\$326,625	\$125.00	\$158.33
-----							
	GABION WALL / CY						
	604003P	2022Q2	2	374.00	\$245,650	\$656.82	\$434.47
			2	374.00	\$245,650	\$656.82	\$434.47
-----							
	GABION CHANNEL LINING / CY						
	604012P	2022Q2	1	38.00	\$18,050	\$475.00	\$475.00
			1	38.00	\$18,050	\$475.00	\$475.00
-----							
	CHAIN-LINK FENCE, ALUMINUM-COATED STEEL, / LF						
	605009P	2022Q2	2	3,320.00	\$219,320	\$66.06	\$77.18
			2	3,320.00	\$219,320	\$66.06	\$77.18
-----							
	POST AND RAIL FENCE / LF						
	605010P	2022Q2	1	2,311.00	\$64,708	\$28.00	\$58.67
			1	2,311.00	\$64,708	\$28.00	\$58.67
-----							
	CHAIN-LINK FENCE, PVC-COATED STEEL, 6' H / LF						
	605027P	2022Q2	1	1,400.00	\$91,000	\$65.00	\$82.13
			1	1,400.00	\$91,000	\$65.00	\$82.13
-----							

WEIGHTED AVERAGE ITEM PRICE REPORT  
BY REGION, ITEM, AND QUARTER

REGION	ITEM	CALENDAR QUARTER	NUMBER OF OCCUR'S	TOTAL QUANTITY	TOTAL DOLLARS	AVERAGE AWARDED PRICE	AVERAGE OF LOW 3 BIDDERS
C	CHAIN-LINK FENCE, 7' HIGH / LF						
	605048P	2022Q2	1	99.00	\$7,227	\$73.00	\$94.00
			1	99.00	\$7,227	\$73.00	\$94.00
	GATE, CHAIN-LINK FENCE, ALUMINUM COATED / U						
	605060M	2022Q2	1	3.00	\$0	\$0.01	\$277.51
			1	3.00	\$0	\$0.01	\$277.51
	GATE, CHAIN-LINK FENCE, ALUMINUM COATED / U						
	605066M	2022Q2	1	3.00	\$0	\$0.01	\$549.51
			1	3.00	\$0	\$0.01	\$549.51
	GATE, CHAIN-LINK FENCE, ALUMINUM COATED / U						
	605069M	2022Q2	1	3.00	\$0	\$0.01	\$722.51
			1	3.00	\$0	\$0.01	\$722.51
	GATE, CHAIN-LINK FENCE, ALUMINUM COATED / U						
	605072M	2022Q2	1	3.00	\$0	\$0.01	\$747.51
			1	3.00	\$0	\$0.01	\$747.51
	GATE, CHAIN-LINK FENCE, ALUMINUM COATED / U						
	605081M	2022Q2	1	3.00	\$0	\$0.01	\$1,022.51
			1	3.00	\$0	\$0.01	\$1,022.51
	GATE, CHAIN-LINK FENCE, PVC-COATED STEEL / U						
	605099M	2022Q2	1	3.00	\$0	\$0.01	\$420.01
			1	3.00	\$0	\$0.01	\$420.01

WEIGHTED AVERAGE ITEM PRICE REPORT  
BY REGION, ITEM, AND QUARTER

REGION	ITEM	CALENDAR QUARTER	NUMBER OF OCCUR'S	TOTAL QUANTITY	TOTAL DOLLARS	AVERAGE AWARDED PRICE	AVERAGE OF LOW 3 BIDDERS
C	GATE, CHAIN-LINK FENCE, PVC-COATED STEEL / U						
	605105M	2022Q2	1	3.00	\$0	\$0.01	\$875.01
			1	3.00	\$0	\$0.01	\$875.01
	GATE, CHAIN-LINK FENCE, PVC-COATED STEEL / U						
	605108M	2022Q2	1	3.00	\$0	\$0.01	\$1,087.51
			1	3.00	\$0	\$0.01	\$1,087.51
	GATE, CHAIN-LINK FENCE, PVC-COATED STEEL / U						
	605111M	2022Q2	1	3.00	\$0	\$0.01	\$1,125.01
			1	3.00	\$0	\$0.01	\$1,125.01
	GATE, CHAIN-LINK FENCE, PVC-COATED STEEL / U						
	605120M	2022Q2	1	3.00	\$0	\$0.01	\$1,515.01
			1	3.00	\$0	\$0.01	\$1,515.01
	SLIDING GATE, SECURITY FENCE, 12' WIDE / U						
	605152M	2022Q2	1	2.00	\$0	\$0.01	\$2,312.51
			1	2.00	\$0	\$0.01	\$2,312.51
	REPAIRING CHAIN-LINK FENCE / LF						
	605174M	2022Q2	1	2,000.00	\$120,000	\$60.00	\$67.11
			1	2,000.00	\$120,000	\$60.00	\$67.11
	BARRIER CURB MOUNTED FENCE / LF						
	605175M	2022Q2	2	1,004.00	\$140,300	\$139.74	\$138.51
			2	1,004.00	\$140,300	\$139.74	\$138.51

WEIGHTED AVERAGE ITEM PRICE REPORT  
BY REGION, ITEM, AND QUARTER

REGION	ITEM	CALENDAR QUARTER	NUMBER OF OCCUR'S	TOTAL QUANTITY	TOTAL DOLLARS	AVERAGE AWARDED PRICE	AVERAGE OF LOW 3 BIDDERS
C	TEMPORARY CHAIN-LINK FENCE, 6' HIGH / LF						
	605183P	2022Q2	1	322.00	\$3,220	\$10.00	\$30.00
			1	322.00	\$3,220	\$10.00	\$30.00
	HANDRAIL / LF						
	605193P	2022Q2	1	19.00	\$9,500	\$500.00	\$583.33
			1	19.00	\$9,500	\$500.00	\$583.33
	RESET FENCE / LF						
	605212P	2022Q2	3	1,530.00	\$133,310	\$87.13	\$93.06
			3	1,530.00	\$133,310	\$87.13	\$93.06
	HOT MIX ASPHALT SIDEWALK, 5" THICK / SY						
	606006P	2022Q2	2	536.00	\$37,340	\$69.66	\$62.51
			2	536.00	\$37,340	\$69.66	\$62.51
	CONCRETE SIDEWALK, 4" THICK / SY						
	606012P	2022Q2	6	29,767.00	\$2,117,445	\$71.13	\$97.94
		2022Q3	1	55.00	\$11,825	\$215.00	\$207.50
		2022Q4	2	1,000.00	\$100,000	\$100.00	\$77.50
		2023Q1	1	250.00	\$25,000	\$100.00	\$158.33
			10	31,072.00	\$2,254,270	\$72.55	\$97.97
	TINTED CONCRETE SIDEWALK, 4" THICK / SY						
	606013P	2022Q2	2	260.00	\$37,170	\$142.96	\$220.07
			2	260.00	\$37,170	\$142.96	\$220.07

WEIGHTED AVERAGE ITEM PRICE REPORT  
BY REGION, ITEM, AND QUARTER

REGION	ITEM	CALENDAR QUARTER	NUMBER OF OCCUR'S	TOTAL QUANTITY	TOTAL DOLLARS	AVERAGE AWARDED PRICE	AVERAGE OF LOW 3 BIDDERS
C	CONCRETE SIDEWALK, 6" THICK / SY						
	606018P	2022Q2	2	853.00	\$136,965	\$160.57	\$142.09
		2022Q4	4	622.00	\$41,520	\$66.75	\$70.00
			6	1,475.00	\$178,485	\$121.01	\$111.69
	CONCRETE SIDEWALK, 8" THICK / SY						
	606021P	2022Q2	3	599.00	\$200,520	\$334.76	\$308.01
			3	599.00	\$200,520	\$334.76	\$308.01
	HOT MIX ASPHALT DRIVEWAY, 1 1/2" THICK / SY						
	606030P	2022Q2	1	245.00	\$9,800	\$40.00	\$53.67
			1	245.00	\$9,800	\$40.00	\$53.67
	HOT MIX ASPHALT DRIVEWAY, 4" THICK / SY						
	606036P	2022Q2	1	4,462.00	\$334,650	\$75.00	\$60.00
			1	4,462.00	\$334,650	\$75.00	\$60.00
	HOT MIX ASPHALT DRIVEWAY, 6" THICK / SY						
	606039P	2022Q2	1	10,553.00	\$717,604	\$68.00	\$65.33
		2022Q4	4	1,416.00	\$124,701	\$88.07	\$67.47
			5	11,969.00	\$842,305	\$70.37	\$65.59
	HOT MIX ASPHALT DRIVEWAY, VARIABLE THICK / SY						
	606042P	2022Q2	1	2,384.00	\$596,000	\$250.00	\$139.67
		2022Q4	4	8,190.00	\$539,704	\$65.90	\$49.97
			5	10,574.00	\$1,135,704	\$107.41	\$70.19

WEIGHTED AVERAGE ITEM PRICE REPORT  
BY REGION, ITEM, AND QUARTER

REGION	ITEM	CALENDAR QUARTER	NUMBER OF OCCUR'S	TOTAL QUANTITY	TOTAL DOLLARS	AVERAGE AWARDED PRICE	AVERAGE OF LOW 3 BIDDERS
C	STONE OR GRAVEL DRIVEWAY, ___" THICK / SY						
	606044P	2022Q2	2	346.00	\$9,670	\$27.95	\$36.08
			2	346.00	\$9,670	\$27.95	\$36.08
	CONCRETE DRIVEWAY, 6" THICK / SY						
	606051P	2022Q2	2	4,853.00	\$632,660	\$130.36	\$126.25
		2022Q4	2	94.00	\$13,245	\$140.90	\$144.82
			4	4,947.00	\$645,905	\$130.56	\$126.60
	CONCRETE DRIVEWAY, REINFORCED, 8" THICK / SY						
	606060P	2022Q2	1	2,780.00	\$500,400	\$180.00	\$196.67
		2022Q4	2	150.00	\$24,500	\$163.33	\$162.62
			3	2,930.00	\$524,900	\$179.15	\$194.92
	CONCRETE ISLAND, 4" THICK / SY						
	606075P	2022Q2	4	1,513.00	\$113,523	\$75.03	\$150.99
			4	1,513.00	\$113,523	\$75.03	\$150.99
	CONCRETE ISLAND, 6" THICK / SY						
	606078P	2022Q2	1	10.00	\$1,500	\$150.00	\$163.33
		2022Q4	2	519.00	\$75,682	\$145.82	\$134.23
			3	529.00	\$77,182	\$145.90	\$134.78
	DETECTABLE WARNING SURFACE / SY						
	606084P	2022Q2	5	580.00	\$162,930	\$280.91	\$412.47
		2022Q3	1	7.00	\$980	\$140.00	\$1,570.00
		2022Q4	4	108.00	\$32,620	\$302.04	\$262.65
			10	695.00	\$196,530	\$282.78	\$400.85



WEIGHTED AVERAGE ITEM PRICE REPORT  
BY REGION, ITEM, AND QUARTER

REGION	ITEM	CALENDAR QUARTER	NUMBER OF OCCUR'S	TOTAL QUANTITY	TOTAL DOLLARS	AVERAGE AWARDED PRICE	AVERAGE OF LOW 3 BIDDERS
C	DETECTABLE WARNING SURFACE, CAST IRON / SY						
	606088P	2022Q2	1	14.00	\$6,300	\$450.00	\$430.00
			1	14.00	\$6,300	\$450.00	\$430.00
	TURF PAVERS / SY						
	606095P	2022Q2	1	58.00	\$13,630	\$235.00	\$188.33
			1	58.00	\$13,630	\$235.00	\$188.33
	BLUESTONE SIDEWALK / SY						
	606120P	2022Q2	1	163.00	\$40,750	\$250.00	\$557.00
			1	163.00	\$40,750	\$250.00	\$557.00
	15" X 41" CONCRETE BARRIER CURB / LF						
	607003P	2022Q2	1	3,122.00	\$312,200	\$100.00	\$99.67
			1	3,122.00	\$312,200	\$100.00	\$99.67
	24" X 41" CONCRETE BARRIER CURB / LF						
	607012P	2022Q2	2	11,288.00	\$1,522,480	\$134.88	\$133.76
			2	11,288.00	\$1,522,480	\$134.88	\$133.76
	9" X 16" CONCRETE VERTICAL CURB / LF						
	607018P	2022Q2	10	122,598.00	\$5,166,395	\$42.14	\$39.58
		2022Q3	1	20.00	\$18,000	\$900.00	\$900.00
		2022Q4	4	5,747.00	\$460,686	\$80.16	\$65.89
		2023Q1	1	100.00	\$4,000	\$40.00	\$45.00
			16	128,465.00	\$5,649,080	\$43.97	\$40.90

WEIGHTED AVERAGE ITEM PRICE REPORT  
BY REGION, ITEM, AND QUARTER

REGION	ITEM	CALENDAR QUARTER	NUMBER OF OCCUR'S	TOTAL QUANTITY	TOTAL DOLLARS	AVERAGE AWARDED PRICE	AVERAGE OF LOW 3 BIDDERS
C	9" X 18" CONCRETE VERTICAL CURB / LF						
	607021P	2022Q2	1	62.00	\$2,418	\$39.00	\$39.67
		2022Q4	4	6,345.00	\$527,642	\$83.16	\$69.80
			5	6,407.00	\$530,060	\$82.73	\$69.51
	9" X 20" CONCRETE VERTICAL CURB / LF						
	607024P	2022Q4	4	391.00	\$26,204	\$67.02	\$61.29
			4	391.00	\$26,204	\$67.02	\$61.29
	9" X 22" CONCRETE VERTICAL CURB / LF						
	607027P	2022Q2	1	45.00	\$2,385	\$53.00	\$51.67
			1	45.00	\$2,385	\$53.00	\$51.67
	12" X 13" CONCRETE SLOPING CURB / LF						
	607030P	2022Q2	2	688.00	\$38,805	\$56.40	\$59.67
		2022Q4	3	574.00	\$27,828	\$48.48	\$45.85
			5	1,262.00	\$66,633	\$52.80	\$53.38
	9" X 14" CONCRETE VERTICAL CURB / LF						
	607034P	2022Q2	6	2,631.00	\$145,959	\$55.48	\$55.67
		2023Q1	1	100.00	\$4,000	\$40.00	\$45.00
			7	2,731.00	\$149,959	\$54.91	\$55.28
	24" X VARIABLE HEIGHT CONCRETE BARRIER C / LF						
	607060P	2022Q2	1	687.00	\$113,355	\$165.00	\$168.33
			1	687.00	\$113,355	\$165.00	\$168.33

WEIGHTED AVERAGE ITEM PRICE REPORT  
BY REGION, ITEM, AND QUARTER

REGION	ITEM	CALENDAR QUARTER	NUMBER OF OCCUR'S	TOTAL QUANTITY	TOTAL DOLLARS	AVERAGE AWARDED PRICE	AVERAGE OF LOW 3 BIDDERS
C	9" X VARIABLE HEIGHT CONCRETE VERTICAL C / LF						
	607069P	2022Q2	2	1,141.00	\$56,421	\$49.45	\$55.15
		2022Q3	1	49.00	\$5,145	\$105.00	\$125.00
		2022Q4	2	1,418.00	\$123,415	\$87.03	\$74.25
			5	2,608.00	\$184,981	\$70.93	\$66.85
	-----						
	GRANITE CURB / LF						
	607075P	2022Q2	1	128.00	\$7,680	\$60.00	\$220.67
			1	128.00	\$7,680	\$60.00	\$220.67
	-----						
	RESET BELGIAN BLOCK CURB / LF						
	607077P	2022Q2	1	78.00	\$4,680	\$60.00	\$98.33
			1	78.00	\$4,680	\$60.00	\$98.33
	-----						
	BLUESTONE CURB / LF						
	607079P	2022Q2	1	112.00	\$10,080	\$90.00	\$170.33
			1	112.00	\$10,080	\$90.00	\$170.33
	-----						
	SAWCUT VERTICAL CURB / LF						
	607120P	2023Q1	1	1,000.00	\$75,000	\$75.00	\$80.00
			1	1,000.00	\$75,000	\$75.00	\$80.00
	-----						
	NONVEGETATIVE SURFACE, HOT MIX ASPHALT / SY						
	608003P	2022Q2	4	9,076.00	\$386,163	\$42.55	\$52.72
		2022Q3	1	10.00	\$650	\$65.00	\$155.00
		2022Q4	2	200.00	\$11,000	\$55.00	\$52.50
		2023Q1	1	750.00	\$37,500	\$50.00	\$50.00
			8	10,036.00	\$435,313	\$43.38	\$52.62

WEIGHTED AVERAGE ITEM PRICE REPORT  
BY REGION, ITEM, AND QUARTER

REGION	ITEM	CALENDAR QUARTER	NUMBER OF OCCUR'S	TOTAL QUANTITY	TOTAL DOLLARS	AVERAGE AWARDED PRICE	AVERAGE OF LOW 3 BIDDERS
C	NONVEGETATIVE SURFACE, POROUS HMA / SY						
	608004P	2022Q2	4	7,794.00	\$331,764	\$42.57	\$58.91
			4	7,794.00	\$331,764	\$42.57	\$58.91
	NONVEGETATIVE SURFACE, POROUS HOT MIX AS / SY						
	608005P	2022Q2	3	4,854.00	\$287,321	\$59.19	\$76.44
		2023Q1	1	350.00	\$17,500	\$50.00	\$50.00
			4	5,204.00	\$304,821	\$58.57	\$74.66
	NONVEGETATIVE SURFACE, POLYESTER MATTING / SY						
	608012P	2022Q2	1	70.00	\$6,090	\$87.00	\$69.00
			1	70.00	\$6,090	\$87.00	\$69.00
	NONVEGETATIVE SURFACE, BROKEN STONE / SY						
	608015P	2022Q4	1	408.00	\$20,400	\$50.00	\$50.00
			1	408.00	\$20,400	\$50.00	\$50.00
	BEAM GUIDE RAIL / LF						
	609003M	2022Q2	8	79,107.00	\$3,487,051	\$44.08	\$51.97
		2023Q1	1	34,635.00	\$1,697,115	\$49.00	\$53.50
			9	113,742.00	\$5,184,166	\$45.58	\$52.44
	BEAM GUIDE RAIL, BRIDGE / LF						
	609004M	2022Q2	3	3,667.00	\$697,610	\$190.24	\$215.02
			3	3,667.00	\$697,610	\$190.24	\$215.02

WEIGHTED AVERAGE ITEM PRICE REPORT  
BY REGION, ITEM, AND QUARTER

REGION	ITEM	CALENDAR QUARTER	NUMBER OF OCCUR'S	TOTAL QUANTITY	TOTAL DOLLARS	AVERAGE AWARDED PRICE	AVERAGE OF LOW 3 BIDDERS
C	BEAM GUIDE RAIL, DUAL-FACED / LF						
	609006M	2022Q2	3	1,095.00	\$56,843	\$51.91	\$60.87
			3	1,095.00	\$56,843	\$51.91	\$60.87
	-----						
	MODIFIED THRIE BEAM GUIDE RAIL / LF						
	609009M	2022Q2	1	1,500.00	\$97,500	\$65.00	\$67.50
		2023Q1	1	4,232.00	\$211,600	\$50.00	\$55.00
			2	5,732.00	\$309,100	\$53.93	\$58.27
	-----						
	FLARED GUIDE RAIL TERMINAL / U						
	609024M	2022Q2	1	15.00	\$21,000	\$1,400.00	\$1,850.00
		2023Q1	1	15.00	\$30,000	\$2,000.00	\$2,375.00
			2	30.00	\$51,000	\$1,700.00	\$2,112.50
	-----						
	BURIED GUIDE RAIL TERMINAL / U						
	609025M	2022Q2	2	6.00	\$1,930	\$321.67	\$1,651.94
		2023Q1	1	5.00	\$500	\$100.00	\$50.50
			3	11.00	\$2,430	\$220.91	\$924.02
	-----						
	TANGENT GUIDE RAIL TERMINAL / U						
	609027M	2022Q2	8	108.00	\$412,163	\$3,816.32	\$3,836.07
		2023Q1	1	60.00	\$228,000	\$3,800.00	\$3,275.00
			9	168.00	\$640,163	\$3,810.49	\$3,635.69
	-----						
	TELESCOPING GUIDE RAIL END TERMINAL / U						
	609030M	2022Q2	2	12.00	\$50,141	\$4,178.44	\$5,076.15
		2023Q1	1	10.00	\$37,000	\$3,700.00	\$3,937.50
			3	22.00	\$87,141	\$3,960.97	\$4,558.58
	-----						

WEIGHTED AVERAGE ITEM PRICE REPORT  
BY REGION, ITEM, AND QUARTER

REGION	ITEM	CALENDAR QUARTER	NUMBER OF OCCUR'S	TOTAL QUANTITY	TOTAL DOLLARS	AVERAGE AWARDED PRICE	AVERAGE OF LOW 3 BIDDERS
C	CONTROLLED RELEASE TERMINAL / U						
	609033M	2022Q2	2	6.00	\$4,500	\$750.00	\$1,425.00
		2023Q1	1	5.00	\$500	\$100.00	\$425.00
			3	11.00	\$5,000	\$454.55	\$970.45
	CONTROLLED RELEASE TERMINAL ANCHORAGE / U						
	609036M	2022Q2	2	6.00	\$5,250	\$875.00	\$1,405.56
		2023Q1	1	5.00	\$500	\$100.00	\$425.00
			3	11.00	\$5,750	\$522.73	\$959.85
	BEAM GUIDE RAIL ANCHORAGE / U						
	609039M	2022Q2	8	89.00	\$118,951	\$1,336.53	\$1,517.67
		2023Q1	1	30.00	\$45,000	\$1,500.00	\$1,250.00
			9	119.00	\$163,951	\$1,377.74	\$1,450.19
	BEAM GUIDE RAIL POST / U						
	609042M	2022Q2	3	275.00	\$27,795	\$101.07	\$112.10
			3	275.00	\$27,795	\$101.07	\$112.10
	BEAM GUIDE RAIL POST, 8' LONG / U						
	609048M	2022Q2	1	489.00	\$36,675	\$75.00	\$74.00
			1	489.00	\$36,675	\$75.00	\$74.00
	APPROACH GUIDE RAIL TRANSITION TL-2 / U						
	609058M	2022Q2	3	17.00	\$49,150	\$2,891.18	\$3,148.04
			3	17.00	\$49,150	\$2,891.18	\$3,148.04

WEIGHTED AVERAGE ITEM PRICE REPORT  
BY REGION, ITEM, AND QUARTER

REGION	ITEM	CALENDAR QUARTER	NUMBER OF OCCUR'S	TOTAL QUANTITY	TOTAL DOLLARS	AVERAGE AWARDED PRICE	AVERAGE OF LOW 3 BIDDERS
C	APPROACH GUIDE RAIL TRANSITION TL-3 / U						
	609059M	2022Q2	2	5.00	\$17,704	\$3,540.80	\$4,576.93
			2	5.00	\$17,704	\$3,540.80	\$4,576.93
	REMOVAL OF BEAM GUIDE RAIL / LF						
	609075M	2022Q2	7	49,220.00	\$154,373	\$3.14	\$2.74
			7	49,220.00	\$154,373	\$3.14	\$2.74
	TRAFFIC STRIPES, 4" / LF						
	610003M	2022Q2	11	1,220,547.00	\$693,680	\$0.57	\$0.53
		2022Q3	4	493,697.00	\$347,809	\$0.70	\$0.49
		2022Q4	6	6,748,191.00	\$2,799,253	\$0.41	\$0.39
		2023Q1	3	65,640.00	\$75,800	\$1.15	\$1.53
			24	8,528,075.00	\$3,916,541	\$0.46	\$0.42
	TRAFFIC STRIPES, 6" / LF						
	610006M	2022Q2	2	296.00	\$856	\$2.89	\$4.93
		2022Q3	1	72,046.00	\$79,251	\$1.10	\$0.69
		2022Q4	2	75,000.00	\$45,000	\$0.60	\$0.50
		2023Q1	2	10,000.00	\$20,000	\$2.00	\$2.86
			7	157,342.00	\$145,106	\$0.92	\$0.74
	TRAFFIC STRIPES, 8" / LF						
	610007M	2022Q2	6	41,266.00	\$38,655	\$0.94	\$1.06
		2022Q3	2	8,000.00	\$10,790	\$1.35	\$1.35
		2022Q4	5	431,581.00	\$214,480	\$0.50	\$0.62
		2023Q1	2	14,500.00	\$43,500	\$3.00	\$3.90
			15	495,347.00	\$307,425	\$0.62	\$0.76

WEIGHTED AVERAGE ITEM PRICE REPORT  
BY REGION, ITEM, AND QUARTER

REGION	ITEM	CALENDAR QUARTER	NUMBER OF OCCUR'S	TOTAL QUANTITY	TOTAL DOLLARS	AVERAGE AWARDED PRICE	AVERAGE OF LOW 3 BIDDERS
C	TRAFFIC MARKINGS / SF						
	610009M	2022Q2	2	858.00	\$4,511	\$5.26	\$5.01
			2	858.00	\$4,511	\$5.26	\$5.01
	RPM, MONO-DIRECTIONAL, WHITE LENS / U						
	610012M	2022Q2	8	8,054.00	\$139,655	\$17.34	\$29.04
		2022Q3	4	2,861.00	\$143,207	\$50.05	\$40.68
		2022Q4	5	2,205.00	\$73,782	\$33.46	\$29.69
		2023Q1	1	25.00	\$950	\$38.00	\$69.00
			18	13,145.00	\$357,594	\$27.20	\$31.76
	TRAFFIC MARKING LINES, 4" / LF						
	610013M	2022Q4	3	50,000.00	\$45,700	\$0.91	\$0.74
		2023Q1	1	10,000.00	\$20,000	\$2.00	\$3.00
			4	60,000.00	\$65,700	\$1.10	\$1.12
	TRAFFIC MARKING LINES, 8" / LF						
	610014M	2022Q2	6	52,795.00	\$79,825	\$1.51	\$1.50
		2022Q3	4	13,424.00	\$22,768	\$1.70	\$1.58
		2022Q4	6	176,129.00	\$391,371	\$2.22	\$3.04
		2023Q1	1	10,000.00	\$40,000	\$4.00	\$5.75
			17	252,348.00	\$533,964	\$2.12	\$2.75
	RPM, BI-DIRECTIONAL, WHITE LENS / U						
	610015M	2022Q2	1	180.00	\$2	\$0.01	\$36.51
			1	180.00	\$2	\$0.01	\$36.51
	TRAFFIC MARKING LINES, 12" / LF						
	610016M	2022Q2	5	1,938.00	\$5,203	\$2.68	\$2.53

(item continued)



WEIGHTED AVERAGE ITEM PRICE REPORT  
BY REGION, ITEM, AND QUARTER

REGION	ITEM	CALENDAR QUARTER	NUMBER OF OCCUR'S	TOTAL QUANTITY	TOTAL DOLLARS	AVERAGE AWARDED PRICE	AVERAGE OF LOW 3 BIDDERS
C	TRAFFIC MARKING LINES, 12" / LF						
	610016M	2022Q3	1	74.00	\$170	\$2.30	\$2.40
		2022Q4	1	750.00	\$2,700	\$3.60	\$3.60
		2023Q1	1	2,000.00	\$12,000	\$6.00	\$10.50
			8	4,762.00	\$20,073	\$4.22	\$6.05
	TRAFFIC MARKING LINES, 24" / LF						
	610017M	2022Q2	9	38,399.00	\$185,040	\$4.82	\$4.79
		2022Q3	4	12,325.00	\$72,010	\$5.84	\$121.53
		2022Q4	6	216,457.00	\$1,804,046	\$8.33	\$6.88
		2023Q1	1	4,500.00	\$69,750	\$15.50	\$17.75
			20	271,681.00	\$2,130,847	\$7.84	\$11.97
	RPM, MONO-DIRECTIONAL, AMBER LENS / U						
	610018M	2022Q2	6	3,375.00	\$81,572	\$24.17	\$32.35
		2022Q3	4	1,597.00	\$91,371	\$57.21	\$43.03
		2022Q4	5	2,277.00	\$77,325	\$33.96	\$30.11
		2023Q1	1	25.00	\$950	\$38.00	\$69.00
			16	7,274.00	\$251,218	\$34.54	\$34.12
	RPM, BI-DIRECTIONAL, AMBER LENS / U						
	610021M	2022Q2	6	1,285.00	\$62,731	\$48.82	\$45.21
		2022Q3	2	854.00	\$67,920	\$79.53	\$60.77
		2022Q4	5	3,420.00	\$116,852	\$34.17	\$31.02
		2023Q1	1	25.00	\$950	\$38.00	\$69.00
			14	5,584.00	\$248,453	\$44.49	\$39.00
	REMOVAL OF RPM / U						
	610024M	2022Q2	6	9,409.00	\$74,035	\$7.87	\$6.61

(item continued)

WEIGHTED AVERAGE ITEM PRICE REPORT  
BY REGION, ITEM, AND QUARTER

REGION	ITEM	CALENDAR QUARTER	NUMBER OF OCCUR'S	TOTAL QUANTITY	TOTAL DOLLARS	AVERAGE AWARDED PRICE	AVERAGE OF LOW 3 BIDDERS
C	REMOVAL OF RPM / U						
	610024M	2022Q3	4	5,312.00	\$189,522	\$35.68	\$17.31
		2022Q4	5	7,302.00	\$8,295	\$1.14	\$1.28
		2023Q1	1	150.00	\$3,000	\$20.00	\$35.00
			16	22,173.00	\$274,852	\$12.40	\$7.61
	REMOVAL AND REPLACEMENT OF RPM LENS / U						
	610027M	2022Q4	1	52,000.00	\$881,400	\$16.95	\$15.98
		2023Q1	1	250.00	\$3,750	\$15.00	\$30.00
			2	52,250.00	\$885,150	\$16.94	\$16.04
	FLEXIBLE DELINEATOR, GROUND MOUNTED / U						
	610030M	2023Q1	1	50.00	\$5,000	\$100.00	\$250.00
			1	50.00	\$5,000	\$100.00	\$250.00
	RUMBLE STRIP / LF						
	610033M	2022Q2	3	69,573.00	\$50,832	\$0.73	\$0.80
		2022Q3	4	197,226.00	\$162,344	\$0.82	\$0.65
		2022Q4	4	71,757.00	\$67,198	\$0.94	\$0.82
			11	338,556.00	\$280,375	\$0.83	\$0.72
	REMOVAL OF TRAFFIC STRIPES / LF						
	610036M	2022Q2	6	922,848.00	\$680,162	\$0.74	\$0.68
		2022Q3	4	553,837.00	\$771,378	\$1.39	\$0.87
		2022Q4	6	362,100.00	\$168,295	\$0.46	\$0.41
		2023Q1	1	4,500.00	\$6,750	\$1.50	\$2.68
			17	1,843,285.00	\$1,626,584	\$0.88	\$0.69

WEIGHTED AVERAGE ITEM PRICE REPORT  
BY REGION, ITEM, AND QUARTER

REGION	ITEM	CALENDAR QUARTER	NUMBER OF OCCUR'S	TOTAL QUANTITY	TOTAL DOLLARS	AVERAGE AWARDED PRICE	AVERAGE OF LOW 3 BIDDERS
C	REMOVAL OF RUMBLE STRIP / LF						
	610038M	2022Q3	1	25,000.00	\$362,500	\$14.50	\$14.50
			1	25,000.00	\$362,500	\$14.50	\$14.50
	REMOVAL OF TRAFFIC MARKINGS / SF						
	610039M	2022Q2	2	879.00	\$5,472	\$6.23	\$5.68
		2022Q3	4	38,907.00	\$104,503	\$2.69	\$3.76
		2022Q4	6	27,854.00	\$102,198	\$3.67	\$2.42
		2023Q1	1	4,500.00	\$22,500	\$5.00	\$6.48
			13	72,140.00	\$234,673	\$3.25	\$3.43
	TRAFFIC MARKINGS SYMBOLS / SF						
	610060M	2022Q2	6	27,871.00	\$200,704	\$7.20	\$6.38
		2022Q3	4	9,278.00	\$36,128	\$3.89	\$6.87
		2022Q4	6	106,213.00	\$687,446	\$6.47	\$9.77
		2023Q1	2	9,500.00	\$160,000	\$16.84	\$13.99
			18	152,862.00	\$1,084,278	\$7.09	\$9.24
	CUSH, COMP BAR, TYPE 2, NARROW / U						
	611300M	2022Q2	1	1.00	\$30,000	\$30,000.00	\$41,666.67
			1	1.00	\$30,000	\$30,000.00	\$41,666.67
	CRASH CUSH, COMP BAR, TYPE 3, NARROW / U						
	611312M	2022Q2	2	6.00	\$180,090	\$30,015.00	\$36,171.67
			2	6.00	\$180,090	\$30,015.00	\$36,171.67
	CRASH CUSH, COMP BAR, TYPE 4, X-WIDE / U						
	611333M	2022Q2	1	1.00	\$50,500	\$50,500.00	\$53,100.00
			1	1.00	\$50,500	\$50,500.00	\$53,100.00

WEIGHTED AVERAGE ITEM PRICE REPORT  
BY REGION, ITEM, AND QUARTER

REGION	ITEM	CALENDAR QUARTER	NUMBER OF OCCUR'S	TOTAL QUANTITY	TOTAL DOLLARS	AVERAGE AWARDED PRICE	AVERAGE OF LOW 3 BIDDERS
C	CRASH CUSHION, LOW MAINTENANCE, COMPRESS / U						
	611348M	2022Q2	3	17.00	\$693,824	\$40,813.16	\$43,229.88
			3	17.00	\$693,824	\$40,813.16	\$43,229.88
	REGULATORY AND WARNING SIGN / SF						
	612003P	2022Q2	5	7,301.00	\$312,786	\$42.84	\$41.82
			5	7,301.00	\$312,786	\$42.84	\$41.82
	GUIDE SIGN, TYPE GA, STEEL "U" POST SUPP / SF						
	612006P	2022Q2	1	1,124.00	\$37,811	\$33.64	\$45.88
			1	1,124.00	\$37,811	\$33.64	\$45.88
	RELOCATE SIGN / U						
	612021M	2022Q2	2	19.00	\$4,001	\$210.57	\$380.80
			2	19.00	\$4,001	\$210.57	\$380.80
	OVERHEAD STREET NAME SIGNS / SF						
	612030P	2022Q2	1	192.00	\$16,147	\$84.10	\$59.70
			1	192.00	\$16,147	\$84.10	\$59.70
	SPECIALIZED SIGN / U						
	612033P	2022Q2	1	1.00	\$4,900	\$4,900.00	\$6,300.00
			1	1.00	\$4,900	\$4,900.00	\$6,300.00
	BENCH, TYPE _ / U						
	618003M	2022Q2	1	4.00	\$7,300	\$1,825.00	\$3,108.33
			1	4.00	\$7,300	\$1,825.00	\$3,108.33

WEIGHTED AVERAGE ITEM PRICE REPORT  
BY REGION, ITEM, AND QUARTER

REGION	ITEM	CALENDAR QUARTER	NUMBER OF OCCUR'S	TOTAL QUANTITY	TOTAL DOLLARS	AVERAGE AWARDED PRICE	AVERAGE OF LOW 3 BIDDERS
C	8" DUCTILE IRON WATER PIPE, CLASS 54 / LF						
	651058P	2022Q2	2	2,556.00	\$728,860	\$285.16	\$302.32
			2	2,556.00	\$728,860	\$285.16	\$302.32
	10" DUCTILE IRON WATER PIPE, C 54 / LF						
	651061P	2022Q2	1	180.00	\$49,500	\$275.00	\$408.33
			1	180.00	\$49,500	\$275.00	\$408.33
	12" DUCTILE IRON WATER PIPE, CLASS 54 / LF						
	651064P	2022Q2	3	28,500.00	\$11,459,500	\$402.09	\$420.84
			3	28,500.00	\$11,459,500	\$402.09	\$420.84
	16" DUCTILE IRON WATER PIPE, CLASS 54 / LF						
	651073P	2022Q2	2	2,488.00	\$1,331,720	\$535.26	\$503.45
			2	2,488.00	\$1,331,720	\$535.26	\$503.45
	20" DUCTILE IRON WATER PIPE, CLASS 54 / LF						
	651076P	2022Q2	1	146.00	\$113,150	\$775.00	\$1,141.67
			1	146.00	\$113,150	\$775.00	\$1,141.67
	12" DUCTILE IRON WATER PIPE BRIDGE, CL54 / LF						
	651146P	2022Q2	1	200.00	\$300,000	\$1,500.00	\$1,083.33
			1	200.00	\$300,000	\$1,500.00	\$1,083.33
	10" DUCTILE IRON WATER PIPE BRIDGE, C 54 / LF						
	651190P	2022Q2	2	440.00	\$165,000	\$375.00	\$458.33
			2	440.00	\$165,000	\$375.00	\$458.33

WEIGHTED AVERAGE ITEM PRICE REPORT  
BY REGION, ITEM, AND QUARTER

REGION	ITEM	CALENDAR QUARTER	NUMBER OF OCCUR'S	TOTAL QUANTITY	TOTAL DOLLARS	AVERAGE AWARDED PRICE	AVERAGE OF LOW 3 BIDDERS
C	WATER SERVICE CONNECTION / U						
	651243M	2022Q2	2	139.00	\$1,228,000	\$8,834.53	\$5,073.62
			2	139.00	\$1,228,000	\$8,834.53	\$5,073.62
	WATER SERVICE PIPE / LF						
	651245P	2022Q2	1	2,841.00	\$56,820	\$20.00	\$140.00
			1	2,841.00	\$56,820	\$20.00	\$140.00
	FIRE HYDRANT / U						
	651246M	2022Q2	2	79.00	\$1,651,400	\$20,903.80	\$15,271.73
			2	79.00	\$1,651,400	\$20,903.80	\$15,271.73
	RESET FIRE HYDRANT / U						
	651252M	2022Q2	1	6.00	\$51,000	\$8,500.00	\$6,000.00
			1	6.00	\$51,000	\$8,500.00	\$6,000.00
	RESET WATER VALVE BOX / U						
	651255M	2022Q2	4	116.00	\$5,635	\$48.57	\$303.72
		2022Q4	4	248.00	\$5,500	\$22.18	\$19.36
			8	364.00	\$11,135	\$30.59	\$109.98
	WATER AS-BUILT PLAN / LS						
	651258M	2022Q2	2	2.00	\$10,885	\$5,442.38	\$8,064.13
			2	2.00	\$10,885	\$5,442.38	\$8,064.13
	GATE VALVES AND BOXES / U						
	651270M	2022Q2	1	286.00	\$1,940,827	\$6,786.11	\$5,262.04
			1	286.00	\$1,940,827	\$6,786.11	\$5,262.04

WEIGHTED AVERAGE ITEM PRICE REPORT  
BY REGION, ITEM, AND QUARTER

REGION	ITEM	CALENDAR QUARTER	NUMBER OF OCCUR'S	TOTAL QUANTITY	TOTAL DOLLARS	AVERAGE AWARDED PRICE	AVERAGE OF LOW 3 BIDDERS
C	BUTTERFLY VALVES AND BOXES / U						
	651273M	2022Q2	1	1.00	\$13,396	\$13,395.59	\$33,465.20
			1	1.00	\$13,396	\$13,395.59	\$33,465.20
	SANITARY SEWER SERVICE CONNECTION / U						
	652417M	2022Q2	1	10.00	\$82,250	\$8,225.00	\$5,741.67
			1	10.00	\$82,250	\$8,225.00	\$5,741.67
	RECONSTRUCTED MANHOLE, SANITARY SEWER, U / U						
	652429M	2022Q2	2	33.00	\$44,170	\$1,338.49	\$2,246.16
			2	33.00	\$44,170	\$1,338.49	\$2,246.16
	RESET MANHOLE, SANITARY SEWER, USING EXI / U						
	652432M	2022Q2	2	154.00	\$76,080	\$494.03	\$690.43
		2022Q3	1	1.00	\$2,100	\$2,100.00	\$2,100.00
			3	155.00	\$78,180	\$504.39	\$699.53
	RESET MANHOLE, SANITARY SEWER, USING NEW / U						
	652435M	2022Q2	1	57.00	\$48,225	\$846.06	\$865.35
			1	57.00	\$48,225	\$846.06	\$865.35
	SEWER AS-BUILT PLAN / LS						
	652441M	2022Q2	1	1.00	\$1,615	\$1,615.00	\$8,205.00
			1	1.00	\$1,615	\$1,615.00	\$8,205.00
	RESET SANITARY SEWER CLEANOUT / U						
	652450M	2022Q2	2	32.00	\$12,922	\$403.80	\$436.42
			2	32.00	\$12,922	\$403.80	\$436.42

WEIGHTED AVERAGE ITEM PRICE REPORT  
BY REGION, ITEM, AND QUARTER

REGION	ITEM	CALENDAR QUARTER	NUMBER OF OCCUR'S	TOTAL QUANTITY	TOTAL DOLLARS	AVERAGE AWARDED PRICE	AVERAGE OF LOW 3 BIDDERS
C	RESET SANITARY SEWER VENT / U						
	652451M	2022Q2	1	30.00	\$36,000	\$1,200.00	\$733.33
			1	30.00	\$36,000	\$1,200.00	\$733.33
	2" GAS MAIN / LF						
	653003P	2022Q2	1	990.00	\$297,000	\$300.00	\$286.67
			1	990.00	\$297,000	\$300.00	\$286.67
	4" GAS MAIN / LF						
	653006P	2022Q2	1	985.00	\$295,500	\$300.00	\$333.33
			1	985.00	\$295,500	\$300.00	\$333.33
	8" GAS MAIN / LF						
	653012P	2022Q2	1	220.00	\$82,500	\$375.00	\$426.67
			1	220.00	\$82,500	\$375.00	\$426.67
	GAS MAIN, TIE-IN ASSISTANCE / U						
	653015M	2022Q2	1	17.00	\$1,275,000	\$75,000.00	\$48,000.00
			1	17.00	\$1,275,000	\$75,000.00	\$48,000.00
	12" GAS MAIN / LF						
	653018P	2022Q2	1	100.00	\$40,000	\$400.00	\$533.33
			1	100.00	\$40,000	\$400.00	\$533.33
	24" GAS MAIN / LF						
	653033P	2022Q2	1	11,390.00	\$3,986,500	\$350.00	\$488.33
			1	11,390.00	\$3,986,500	\$350.00	\$488.33



WEIGHTED AVERAGE ITEM PRICE REPORT  
BY REGION, ITEM, AND QUARTER

REGION	ITEM	CALENDAR QUARTER	NUMBER OF OCCUR'S	TOTAL QUANTITY	TOTAL DOLLARS	AVERAGE AWARDED PRICE	AVERAGE OF LOW 3 BIDDERS
C	GAS SERVICE CONNECTION / U						
	653081M	2022Q2	1	8.00	\$32,000	\$4,000.00	\$4,033.33
			1	8.00	\$32,000	\$4,000.00	\$4,033.33
	RESET GAS VALVE BOX / U						
	653084M	2022Q2	4	42.00	\$21,675	\$516.07	\$541.15
		2022Q4	4	209.00	\$1,175	\$5.62	\$4.63
			8	251.00	\$22,850	\$91.04	\$94.40
	GAS AS-BUILT PLAN / LS						
	653087P	2022Q2	1	1.00	\$17,500	\$17,500.00	\$16,833.33
			1	1.00	\$17,500	\$17,500.00	\$16,833.33
	GAS MAIN REMOVAL / LF						
	653088P	2022Q2	1	690.00	\$34,500	\$50.00	\$103.33
			1	690.00	\$34,500	\$50.00	\$103.33
	GAS MAIN PROTECTION STRUCTURE / U						
	653095P	2022Q2	1	6.00	\$60,000	\$10,000.00	\$10,000.00
			1	6.00	\$60,000	\$10,000.00	\$10,000.00
	GUY ANCHOR INSTALLATION / U						
	654005M	2022Q2	1	5.00	\$15,770	\$3,153.90	\$3,169.55
			1	5.00	\$15,770	\$3,153.90	\$3,169.55
	ELECTRICAL UTILITY RELOCATION / LS						
	654007P	2022Q2	2	2.00	\$67,000	\$33,500.00	\$46,125.00
			2	2.00	\$67,000	\$33,500.00	\$46,125.00

WEIGHTED AVERAGE ITEM PRICE REPORT  
BY REGION, ITEM, AND QUARTER

REGION	ITEM	CALENDAR QUARTER	NUMBER OF OCCUR'S	TOTAL QUANTITY	TOTAL DOLLARS	AVERAGE AWARDED PRICE	AVERAGE OF LOW 3 BIDDERS
C	UTILITY POLE SHEATH / U						
	654010M	2022Q2	1	5.00	\$15,770	\$3,153.90	\$3,419.55
			1	5.00	\$15,770	\$3,153.90	\$3,419.55
	TELECOMMUNICATION RELOCATION / LF						
	654035P	2022Q2	1	2,435.00	\$3,688,830	\$1,514.92	\$1,488.31
			1	2,435.00	\$3,688,830	\$1,514.92	\$1,488.31
	TELECOM RELOCATION PROTECTION STRUCTURE / U						
	654036P	2022Q2	1	16.00	\$233,136	\$14,571.02	\$14,190.34
			1	16.00	\$233,136	\$14,571.02	\$14,190.34
	RESET TELECOMMUNICATIONS MANHOLE / U						
	654050M	2022Q2	2	77.00	\$140,753	\$1,827.96	\$1,848.72
			2	77.00	\$140,753	\$1,827.96	\$1,848.72
	TELECOMMUNICATION CONDUIT / LF						
	655003P	2022Q2	1	650.00	\$46,800	\$72.00	\$75.00
			1	650.00	\$46,800	\$72.00	\$75.00
	TELECOMMUNICATIONS RELOCATION / LS						
	655007P	2022Q2	1	1.00	\$425,000	\$425,000	\$286,667
			1	1.00	\$425,000	\$425,000	\$286,667
	TELECOMMUNICATION MANHOLE / U						
	655012M	2022Q2	1	1.00	\$51,000	\$51,000.00	\$33,676.67
			1	1.00	\$51,000	\$51,000.00	\$33,676.67

WEIGHTED AVERAGE ITEM PRICE REPORT  
BY REGION, ITEM, AND QUARTER

REGION	ITEM	CALENDAR QUARTER	NUMBER OF OCCUR'S	TOTAL QUANTITY	TOTAL DOLLARS	AVERAGE AWARDED PRICE	AVERAGE OF LOW 3 BIDDERS
C	RESET TELECOMMUNICATIONS MANHOLE / U						
	655013P	2022Q2	1	2.00	\$6,000	\$3,000.00	\$3,365.00
			1	2.00	\$6,000	\$3,000.00	\$3,365.00
	ELECTRICAL UTILITY RELOCATION, JCP&L / LS						
	655031P	2022Q2	2	2.00	\$3,955,000	\$1,977,500	\$1,248,414
			2	2.00	\$3,955,000	\$1,977,500	\$1,248,414
	TEMPORARY SUPPORT, UTILITY POLES / U						
	657004P	2022Q2	1	28.00	\$123,633	\$4,415.46	\$2,405.15
			1	28.00	\$123,633	\$4,415.46	\$2,405.15
	UTILITY PIPE SUPPORT / LS						
	657005P	2022Q2	2	2.00	\$450,000	\$225,000	\$176,667
			2	2.00	\$450,000	\$225,000	\$176,667
	1 1/2" RIGID METALLIC CONDUIT / LF						
	701012P	2022Q2	2	193.00	\$12,965	\$67.18	\$72.72
			2	193.00	\$12,965	\$67.18	\$72.72
	2" RIGID METALLIC CONDUIT / LF						
	701015P	2022Q2	3	1,399.00	\$168,100	\$120.16	\$110.88
			3	1,399.00	\$168,100	\$120.16	\$110.88
	2 1/2" RIGID METALLIC CONDUIT / LF						
	701018P	2022Q2	1	1,343.00	\$84,609	\$63.00	\$51.00
			1	1,343.00	\$84,609	\$63.00	\$51.00

WEIGHTED AVERAGE ITEM PRICE REPORT  
BY REGION, ITEM, AND QUARTER

REGION	ITEM	CALENDAR QUARTER	NUMBER OF OCCUR'S	TOTAL QUANTITY	TOTAL DOLLARS	AVERAGE AWARDED PRICE	AVERAGE OF LOW 3 BIDDERS
C	3" RIGID METALLIC CONDUIT / LF						
	701021P	2022Q2	9	20,311.00	\$1,588,765	\$78.22	\$84.12
			9	20,311.00	\$1,588,765	\$78.22	\$84.12
	4" RIGID METALLIC CONDUIT / LF						
	701024P	2022Q2	2	285.00	\$26,655	\$93.53	\$95.39
			2	285.00	\$26,655	\$93.53	\$95.39
	3" RIGID NONMETALLIC CONDUIT / LF						
	701030P	2022Q2	1	472.00	\$22,184	\$47.00	\$53.33
			1	472.00	\$22,184	\$47.00	\$53.33
	FIBERGLASS CONDUIT / LF						
	701091P	2022Q2	1	250.00	\$62,500	\$250.00	\$406.67
			1	250.00	\$62,500	\$250.00	\$406.67
	18" X 36" JUNCTION BOX / U						
	701102M	2022Q2	7	117.00	\$329,175	\$2,813.46	\$2,700.40
			7	117.00	\$329,175	\$2,813.46	\$2,700.40
	JUNCTION BOX FOUNDATION / U						
	701117M	2022Q2	5	37.00	\$132,100	\$3,570.27	\$3,285.11
			5	37.00	\$132,100	\$3,570.27	\$3,285.11
	JUNCTION BOX FRAME AND COVER / U						
	701120M	2022Q2	1	25.00	\$15,625	\$625.00	\$1,183.33
			1	25.00	\$15,625	\$625.00	\$1,183.33

WEIGHTED AVERAGE ITEM PRICE REPORT  
BY REGION, ITEM, AND QUARTER

REGION	ITEM	CALENDAR QUARTER	NUMBER OF OCCUR'S	TOTAL QUANTITY	TOTAL DOLLARS	AVERAGE AWARDED PRICE	AVERAGE OF LOW 3 BIDDERS
C	FOUNDATION, TYPE SFT / U						
	701123M	2022Q2	4	27.00	\$80,850	\$2,994.44	\$3,258.86
			4	27.00	\$80,850	\$2,994.44	\$3,258.86
	FOUNDATION, TYPE P-MC MODIFIED / U						
	701128M	2022Q2	3	18.00	\$79,950	\$4,441.67	\$5,329.63
			3	18.00	\$79,950	\$4,441.67	\$5,329.63
	FOUNDATION, TYPE P-MC / U						
	701132M	2022Q2	1	1.00	\$5,000	\$5,000.00	\$6,283.33
			1	1.00	\$5,000	\$5,000.00	\$6,283.33
	FOUNDATION, TYPE SPF / U						
	701135M	2022Q2	4	25.00	\$55,995	\$2,239.80	\$2,554.11
			4	25.00	\$55,995	\$2,239.80	\$2,554.11
	BORING FOR FOUNDATION, STF 50 FOOT ARM / U						
	701136M	2022Q2	1	3.00	\$18,900	\$6,300.00	\$10,900.00
			1	3.00	\$18,900	\$6,300.00	\$10,900.00
	FOUNDATION, STF FOR GREATER THAN 50 FOOT / LF						
	701137P	2022Q2	1	60.00	\$132,000	\$2,200.00	\$3,100.00
			1	60.00	\$132,000	\$2,200.00	\$3,100.00
	FOUNDATION, TYPE STF / U						
	701138M	2022Q2	3	46.00	\$585,500	\$12,728.26	\$9,252.34
			3	46.00	\$585,500	\$12,728.26	\$9,252.34

WEIGHTED AVERAGE ITEM PRICE REPORT  
BY REGION, ITEM, AND QUARTER

REGION	ITEM	CALENDAR QUARTER	NUMBER OF OCCUR'S	TOTAL QUANTITY	TOTAL DOLLARS	AVERAGE AWARDED PRICE	AVERAGE OF LOW 3 BIDDERS
C	FOUNDATION, TYPE SFK / U						
	701144M	2022Q2	2	15.00	\$42,100	\$2,806.67	\$3,811.11
			2	15.00	\$42,100	\$2,806.67	\$3,811.11
	CABLE RACK / U						
	701165M	2022Q2	1	88.00	\$8,448	\$96.00	\$245.33
			1	88.00	\$8,448	\$96.00	\$245.33
	METER CABINET, TYPE T / U						
	701168M	2022Q2	1	1.00	\$7,000	\$7,000.00	\$6,280.00
			1	1.00	\$7,000	\$7,000.00	\$6,280.00
	METER CABINET, TYPE TL / U						
	701171M	2022Q2	3	19.00	\$118,650	\$6,244.74	\$6,082.79
			3	19.00	\$118,650	\$6,244.74	\$6,082.79
	GROUND WIRE, NO. 8 AWG / LF						
	701192P	2022Q2	7	22,427.00	\$61,462	\$2.74	\$3.58
			7	22,427.00	\$61,462	\$2.74	\$3.58
	MULTIPLE LIGHTING WIRE, NO. 2 AWG / LF						
	701195P	2022Q2	2	21,843.00	\$150,367	\$6.88	\$6.47
			2	21,843.00	\$150,367	\$6.88	\$6.47
	MULTIPLE LIGHTING WIRE, NO. 6 AWG / LF						
	701198P	2022Q2	2	1,714.00	\$6,491	\$3.79	\$4.00
			2	1,714.00	\$6,491	\$3.79	\$4.00

WEIGHTED AVERAGE ITEM PRICE REPORT  
BY REGION, ITEM, AND QUARTER

REGION	ITEM	CALENDAR QUARTER	NUMBER OF OCCUR'S	TOTAL QUANTITY	TOTAL DOLLARS	AVERAGE AWARDED PRICE	AVERAGE OF LOW 3 BIDDERS
C	MULTIPLE LIGHTING WIRE, NO. 8 AWG / LF						
	701201P	2022Q2	3	30,101.00	\$103,556	\$3.44	\$4.06
			3	30,101.00	\$103,556	\$3.44	\$4.06
	SERVICE WIRE, NO. 2 AWG / LF						
	701210P	2022Q2	1	120.00	\$960	\$8.00	\$8.67
			1	120.00	\$960	\$8.00	\$8.67
	SERVICE WIRE, NO. 6 AWG / LF						
	701213P	2022Q2	4	2,971.00	\$15,884	\$5.35	\$6.28
			4	2,971.00	\$15,884	\$5.35	\$6.28
	MODIFY EXISTING LOAD CENTER / LS						
	701375P	2022Q2	2	2.00	\$4,955	\$2,477.50	\$7,109.17
			2	2.00	\$4,955	\$2,477.50	\$7,109.17
	CONTROLLER, 8 PHASE / U						
	702009M	2022Q2	3	12.00	\$396,100	\$33,008.33	\$28,473.89
			3	12.00	\$396,100	\$33,008.33	\$28,473.89
	TRAFFIC SIGNAL STANDARD, ALUMINUM / U						
	702012M	2022Q2	4	36.00	\$143,150	\$3,976.39	\$4,188.03
			4	36.00	\$143,150	\$3,976.39	\$4,188.03
	SIGNAL STANDARD GREATER 50 FOOT, STEEL / U						
	702014M	2022Q2	1	3.00	\$47,250	\$15,750.00	\$18,375.00
			1	3.00	\$47,250	\$15,750.00	\$18,375.00

WEIGHTED AVERAGE ITEM PRICE REPORT  
BY REGION, ITEM, AND QUARTER

REGION	ITEM	CALENDAR QUARTER	NUMBER OF OCCUR'S	TOTAL QUANTITY	TOTAL DOLLARS	AVERAGE AWARDED PRICE	AVERAGE OF LOW 3 BIDDERS
C	TRAFFIC SIGNAL STANDARD, STEEL / U						
	702015M	2022Q2	3	44.00	\$365,800	\$8,313.64	\$9,398.89
			3	44.00	\$365,800	\$8,313.64	\$9,398.89
	PEDESTRIAN SIGNAL STANDARD / U						
	702018M	2022Q2	4	24.00	\$30,900	\$1,287.50	\$1,472.03
			4	24.00	\$30,900	\$1,287.50	\$1,472.03
	TRAFFIC SIGNAL MAST ARM, ALUMINUM / U						
	702021M	2022Q2	4	31.00	\$145,900	\$4,706.45	\$4,433.65
			4	31.00	\$145,900	\$4,706.45	\$4,433.65
	TRAFFIC SIGNAL MAST ARM, STEEL / U						
	702024M	2022Q2	3	43.00	\$625,350	\$14,543.02	\$11,560.29
			3	43.00	\$625,350	\$14,543.02	\$11,560.29
	TRAFFIC ARM GREATER THAN 50 FOOT, STEEL / U						
	702025M	2022Q2	1	3.00	\$129,000	\$43,000.00	\$54,000.00
			1	3.00	\$129,000	\$43,000.00	\$54,000.00
	TRAFFIC SIGNAL CABLE, 2 CONDUCTOR / LF						
	702027P	2022Q2	4	11,171.00	\$39,802	\$3.56	\$3.64
			4	11,171.00	\$39,802	\$3.56	\$3.64
	TRAFFIC SIGNAL CABLE, 5 CONDUCTOR / LF						
	702030P	2022Q2	4	24,763.00	\$102,558	\$4.14	\$4.37
			4	24,763.00	\$102,558	\$4.14	\$4.37



WEIGHTED AVERAGE ITEM PRICE REPORT  
BY REGION, ITEM, AND QUARTER

REGION	ITEM	CALENDAR QUARTER	NUMBER OF OCCUR'S	TOTAL QUANTITY	TOTAL DOLLARS	AVERAGE AWARDED PRICE	AVERAGE OF LOW 3 BIDDERS
C	TRAFFIC SIGNAL CABLE, 10 CONDUCTOR / LF						
	702033P	2022Q2	4	50,899.00	\$269,967	\$5.30	\$5.81
			4	50,899.00	\$269,967	\$5.30	\$5.81
	TRAFFIC SIGNAL HEAD / U						
	702036M	2022Q2	5	303.00	\$502,775	\$1,659.32	\$1,586.61
			5	303.00	\$502,775	\$1,659.32	\$1,586.61
	PUSH BUTTON INSTALLATION / U						
	702038M	2022Q2	3	22.00	\$40,200	\$1,827.27	\$2,146.71
			3	22.00	\$40,200	\$1,827.27	\$2,146.71
	PEDESTRIAN SIGNAL HEAD / U						
	702039M	2022Q2	4	132.00	\$153,150	\$1,160.23	\$1,227.90
			4	132.00	\$153,150	\$1,160.23	\$1,227.90
	PUSH BUTTON / U						
	702042M	2022Q2	4	69.00	\$42,725	\$619.20	\$616.80
			4	69.00	\$42,725	\$619.20	\$616.80
	IMAGE DETECTOR / U						
	702045M	2022Q2	1	4.00	\$75,200	\$18,800.00	\$28,150.00
			1	4.00	\$75,200	\$18,800.00	\$28,150.00
	RADAR DETECTOR / U						
	702046M	2022Q2	3	44.00	\$709,750	\$16,130.68	\$13,053.88
			3	44.00	\$709,750	\$16,130.68	\$13,053.88

WEIGHTED AVERAGE ITEM PRICE REPORT  
BY REGION, ITEM, AND QUARTER

REGION	ITEM	CALENDAR QUARTER	NUMBER OF OCCUR'S	TOTAL QUANTITY	TOTAL DOLLARS	AVERAGE AWARDED PRICE	AVERAGE OF LOW 3 BIDDERS
C	GENERATOR AUXILIARY CABINET / U						
	702050M	2022Q2	3	23.00	\$318,600	\$13,852.17	\$10,766.18
			3	23.00	\$318,600	\$13,852.17	\$10,766.18
	INTERIM TRAFFIC SIGNAL SYSTEM, LOCATION / LS						
	702057M	2022Q2	23	23.00	\$498,800	\$21,686.96	\$30,110.99
			23	23.00	\$498,800	\$21,686.96	\$30,110.99
	CONTROLLER TURN-ON / U						
	702060M	2022Q2	3	17.00	\$270,000	\$15,882.35	\$12,882.43
			3	17.00	\$270,000	\$15,882.35	\$12,882.43
	BLANK-OUT SIGN / U						
	702091M	2022Q2	1	1.00	\$17,000	\$17,000.00	\$12,333.33
			1	1.00	\$17,000	\$17,000.00	\$12,333.33
	BACKPLATE / U						
	702093P	2022Q2	1	12.00	\$4,500	\$375.00	\$891.67
			1	12.00	\$4,500	\$375.00	\$891.67
	LIGHTING STANDARD ALUMINUM / U						
	703003M	2022Q2	5	42.00	\$151,600	\$3,609.52	\$3,792.28
			5	42.00	\$151,600	\$3,609.52	\$3,792.28
	LIGHTING MAST ARM ALUMINUM / U						
	703012M	2022Q2	3	25.00	\$32,975	\$1,319.00	\$1,596.67
			3	25.00	\$32,975	\$1,319.00	\$1,596.67

WEIGHTED AVERAGE ITEM PRICE REPORT  
BY REGION, ITEM, AND QUARTER

REGION	ITEM	CALENDAR QUARTER	NUMBER OF OCCUR'S	TOTAL QUANTITY	TOTAL DOLLARS	AVERAGE AWARDED PRICE	AVERAGE OF LOW 3 BIDDERS
C	LIGHTING MAST ARM STEEL / U						
	703015M	2022Q2	1	2.00	\$5,400	\$2,700.00	\$2,683.33
			1	2.00	\$5,400	\$2,700.00	\$2,683.33
	LUMINAIRE / U						
	703018M	2022Q2	5	87.00	\$189,400	\$2,177.01	\$2,029.71
			5	87.00	\$189,400	\$2,177.01	\$2,029.71
	TEMPORARY HIGHWAY LIGHTING SYSTEM / LS						
	703033P	2022Q2	3	3.00	\$36,000	\$12,000.00	\$39,666.67
			3	3.00	\$36,000	\$12,000.00	\$39,666.67
	ITS CONDUIT, TYPE A / LF						
	704002M	2022Q2	5	61,052.00	\$4,553,272	\$74.58	\$60.23
			5	61,052.00	\$4,553,272	\$74.58	\$60.23
	JUNCTION BOX ITS TYPE A / U						
	704003M	2022Q2	4	68.00	\$460,400	\$6,770.59	\$5,797.55
			4	68.00	\$460,400	\$6,770.59	\$5,797.55
	JUNCTION BOX ITS RELOCATION / U						
	704007M	2022Q2	1	15.00	\$46,500	\$3,100.00	\$3,833.33
			1	15.00	\$46,500	\$3,100.00	\$3,833.33
	JUNCTION BOX ITS TYPE C / U						
	704009M	2022Q2	2	4.00	\$11,200	\$2,800.00	\$3,041.67
			2	4.00	\$11,200	\$2,800.00	\$3,041.67

WEIGHTED AVERAGE ITEM PRICE REPORT  
BY REGION, ITEM, AND QUARTER

REGION	ITEM	CALENDAR QUARTER	NUMBER OF OCCUR'S	TOTAL QUANTITY	TOTAL DOLLARS	AVERAGE AWARDED PRICE	AVERAGE OF LOW 3 BIDDERS
C	METER CABINET ITS / U						
	704011M	2022Q2	1	1.00	\$5,400	\$5,400.00	\$5,433.33
			1	1.00	\$5,400	\$5,400.00	\$5,433.33
	FOUNDATION, ITS / U						
	704014M	2022Q2	1	1.00	\$1,400	\$1,400.00	\$1,433.33
			1	1.00	\$1,400	\$1,400.00	\$1,433.33
	FOUNDATION ITS TYPE D / U						
	704024M	2022Q2	1	1.00	\$2,300	\$2,300.00	\$2,333.33
			1	1.00	\$2,300	\$2,300.00	\$2,333.33
	CONTROLLER MODIFICATIONS, TYPE ___ / U						
	704032M	2022Q2	3	7.00	\$45,300	\$6,471.43	\$7,904.76
			3	7.00	\$45,300	\$6,471.43	\$7,904.76
	CONTROL CENTER SYSTEM, LOCATION NO. ___ / LS						
	704033P	2022Q2	3	3.00	\$58,900	\$19,633.33	\$25,255.56
			3	3.00	\$58,900	\$19,633.33	\$25,255.56
	FOUNDATION CSS / U						
	704035M	2022Q2	1	1.00	\$12,000	\$12,000.00	\$12,000.00
			1	1.00	\$12,000	\$12,000.00	\$12,000.00
	CAMERA STANDARD TYPE A / U						
	704048M	2022Q2	1	1.00	\$98,580	\$98,580.00	\$99,193.33
			1	1.00	\$98,580	\$98,580.00	\$99,193.33

WEIGHTED AVERAGE ITEM PRICE REPORT  
BY REGION, ITEM, AND QUARTER

REGION	ITEM	CALENDAR QUARTER	NUMBER OF OCCUR'S	TOTAL QUANTITY	TOTAL DOLLARS	AVERAGE AWARDED PRICE	AVERAGE OF LOW 3 BIDDERS
C	CAMERA / U						
	704060M	2022Q2	1	2.00	\$15,400	\$7,700.00	\$7,800.00
			1	2.00	\$15,400	\$7,700.00	\$7,800.00
	CONTROLLER, CAMERA / U						
	704063M	2022Q2	1	1.00	\$49,850	\$49,850.00	\$49,950.00
			1	1.00	\$49,850	\$49,850.00	\$49,950.00
	FIBER OPTIC CABLE TYPE D / LF						
	704075P	2022Q2	1	1,275.00	\$12,559	\$9.85	\$51.95
			1	1,275.00	\$12,559	\$9.85	\$51.95
	FIBER OPTIC CABLE TYPE G / LF						
	704076P	2022Q2	1	23,295.00	\$372,720	\$16.00	\$13.75
			1	23,295.00	\$372,720	\$16.00	\$13.75
	FIBER OPTIC CABLE TYPE F / LF						
	704081P	2022Q2	1	10,490.00	\$104,900	\$10.00	\$13.00
			1	10,490.00	\$104,900	\$10.00	\$13.00
	CONTROLLER, CTSS / U						
	704084M	2022Q2	1	7.00	\$609,000	\$87,000.00	\$105,000
			1	7.00	\$609,000	\$87,000.00	\$105,000
	CONTROLLER, CTSS TURN ON / U						
	704090M	2022Q2	2	8.00	\$132,400	\$16,550.00	\$14,391.67
			2	8.00	\$132,400	\$16,550.00	\$14,391.67

WEIGHTED AVERAGE ITEM PRICE REPORT  
BY REGION, ITEM, AND QUARTER

REGION	ITEM	CALENDAR QUARTER	NUMBER OF OCCUR'S	TOTAL QUANTITY	TOTAL DOLLARS	AVERAGE AWARDED PRICE	AVERAGE OF LOW 3 BIDDERS
C	ADAPTIVE IMAGE DETECTOR, CTSS / U						
	704092M	2022Q2	1	30.00	\$567,000	\$18,900.00	\$20,633.33
			1	30.00	\$567,000	\$18,900.00	\$20,633.33
	WIM ROADWAY DEVICES 1 LANES / U						
	704189M	2022Q4	1	4.00	\$146,568	\$36,642.00	\$32,047.33
			1	4.00	\$146,568	\$36,642.00	\$32,047.33
	TVS ROADWAY DEVICES 1 LANES / U						
	704204M	2022Q2	1	3.00	\$34,500	\$11,500.00	\$9,333.33
			1	3.00	\$34,500	\$11,500.00	\$9,333.33
	REMOVAL, RELOCATION OF ELECTRICAL / LS						
	706005P	2022Q2	1	1.00	\$120,000	\$120,000	\$58,333.33
			1	1.00	\$120,000	\$120,000	\$58,333.33
	SELECTIVE THINNING / SY						
	801006M	2022Q2	4	1,058.00	\$27,128	\$25.64	\$33.08
			4	1,058.00	\$27,128	\$25.64	\$33.08
	SELECTIVE CLEARING / SY						
	801012M	2022Q2	2	5,100.00	\$18,500	\$3.63	\$8.43
			2	5,100.00	\$18,500	\$3.63	\$8.43
	TRIMMING EXISTING TREE, OVER 6" TO 12" D / U						
	802003M	2022Q2	2	30.00	\$2,875	\$95.83	\$200.28
			2	30.00	\$2,875	\$95.83	\$200.28

WEIGHTED AVERAGE ITEM PRICE REPORT  
BY REGION, ITEM, AND QUARTER

REGION	ITEM	CALENDAR QUARTER	NUMBER OF OCCUR'S	TOTAL QUANTITY	TOTAL DOLLARS	AVERAGE AWARDED PRICE	AVERAGE OF LOW 3 BIDDERS
C	TRIMMING EXISTING TREE, OVER 12" TO 18" / U						
	802006M	2022Q2	2	4.00	\$450	\$112.50	\$517.50
			2	4.00	\$450	\$112.50	\$517.50
	TRIMMING EXISTING TREE, OVER 18" TO 24" / U						
	802009M	2022Q2	4	12.00	\$15,091	\$1,257.58	\$793.18
		2022Q3	1	2.00	\$7,153	\$3,576.50	\$3,576.50
			5	14.00	\$22,244	\$1,588.86	\$1,190.79
	TRIMMING EXISTING TREE, OVER 24" TO 30" / U						
	802012M	2022Q2	2	4.00	\$875	\$218.75	\$1,082.58
		2022Q3	1	2.00	\$8,215	\$4,107.50	\$4,107.50
			3	6.00	\$9,090	\$1,515.00	\$2,090.89
	TRIMMING EXISTING TREE, OVER 30" TO 36" / U						
	802015M	2022Q2	1	3.00	\$75	\$25.00	\$72.50
		2022Q3	1	3.00	\$13,943	\$4,647.50	\$4,647.50
			2	6.00	\$14,018	\$2,336.25	\$2,360.00
	TRIMMING EXISTING TREE, OVER 36" DIAMETE / U						
	802018M	2022Q2	1	3.00	\$75	\$25.00	\$72.50
			1	3.00	\$75	\$25.00	\$72.50
	TREE REMOVAL, OVER 6" TO 12" DIAMETER / U						
	802021M	2022Q2	3	41.00	\$16,495	\$402.32	\$541.55
			3	41.00	\$16,495	\$402.32	\$541.55

WEIGHTED AVERAGE ITEM PRICE REPORT  
BY REGION, ITEM, AND QUARTER

REGION	ITEM	CALENDAR QUARTER	NUMBER OF OCCUR'S	TOTAL QUANTITY	TOTAL DOLLARS	AVERAGE AWARDED PRICE	AVERAGE OF LOW 3 BIDDERS
C	TREE REMOVAL, OVER 12" TO 18" DIAMETER / U						
	802024M	2022Q2	3	10.00	\$5,560	\$556.00	\$677.00
		2022Q4	1	1.00	\$5,546	\$5,546.00	\$5,546.00
			4	11.00	\$11,106	\$1,009.64	\$1,119.64
	TREE REMOVAL, OVER 18" TO 24" DIAMETER / U						
	802027M	2022Q2	4	14.00	\$16,020	\$1,144.29	\$1,340.52
			4	14.00	\$16,020	\$1,144.29	\$1,340.52
	TREE REMOVAL, OVER 24" TO 30" DIAMETER / U						
	802030M	2022Q2	4	12.00	\$15,015	\$1,251.25	\$1,716.56
			4	12.00	\$15,015	\$1,251.25	\$1,716.56
	TREE REMOVAL, OVER 30" TO 36" DIAMETER / U						
	802033M	2022Q2	2	11.00	\$13,750	\$1,250.00	\$1,540.91
			2	11.00	\$13,750	\$1,250.00	\$1,540.91
	TREE REMOVAL, OVER 36" DIAMETER / U						
	802036M	2022Q2	1	3.00	\$4,500	\$1,500.00	\$900.00
			1	3.00	\$4,500	\$1,500.00	\$900.00
	PREPARATION OF EXISTING SOIL / SY						
	803006M	2022Q2	1	1,241.00	\$5,460	\$4.40	\$4.47
			1	1,241.00	\$5,460	\$4.40	\$4.47
	TOPSOIL SPREADING ___" THICK / SY						
	804000P	2022Q2	10	87,822.00	\$489,946	\$5.58	\$5.19

(item continued)



WEIGHTED AVERAGE ITEM PRICE REPORT  
BY REGION, ITEM, AND QUARTER

REGION	ITEM	CALENDAR QUARTER	NUMBER OF OCCUR'S	TOTAL QUANTITY	TOTAL DOLLARS	AVERAGE AWARDED PRICE	AVERAGE OF LOW 3 BIDDERS
C	TOPSOIL SPREADING ___" THICK / SY						
	804000P	2022Q3	1	578.00	\$8,092	\$14.00	\$12.00
		2022Q4	4	14,365.00	\$16,167	\$1.13	\$1.62
			15	102,765.00	\$514,205	\$5.00	\$4.73
-----							
	SUBSOIL / CY						
	804001P	2022Q2	1	619.00	\$6	\$0.01	\$33.34
			1	619.00	\$6	\$0.01	\$33.34
-----							
	PLANT PIT SOIL / CY						
	804014P	2022Q2	4	429.00	\$25,357	\$59.11	\$71.03
			4	429.00	\$25,357	\$59.11	\$71.03
-----							
	BORROW TOPSOIL / CY						
	804015P	2022Q2	6	1,518.00	\$56,038	\$36.92	\$54.83
		2022Q4	4	2,871.00	\$9,300	\$3.24	\$3.55
			10	4,389.00	\$65,338	\$14.89	\$21.29
-----							
	BIORETENTION SOIL MIXTURE / CY						
	804030P	2022Q2	1	205.00	\$16,400	\$80.00	\$87.33
			1	205.00	\$16,400	\$80.00	\$87.33
-----							
	TURF REPAIR STRIP / LF						
	805003M	2022Q2	3	2,099.00	\$48,096	\$22.91	\$13.79
		2022Q3	2	3,121.00	\$97,188	\$31.14	\$23.71
		2022Q4	4	14,079.00	\$14,337	\$1.02	\$1.12
			9	19,299.00	\$159,621	\$8.27	\$6.15
-----							

WEIGHTED AVERAGE ITEM PRICE REPORT  
BY REGION, ITEM, AND QUARTER

REGION	ITEM	CALENDAR QUARTER	NUMBER OF OCCUR'S	TOTAL QUANTITY	TOTAL DOLLARS	AVERAGE AWARDED PRICE	AVERAGE OF LOW 3 BIDDERS
C	STABILIZED TURF / SY						
	805005M	2022Q2	1	6.00	\$330	\$55.00	\$70.00
		2022Q3	3	959.00	\$96,799	\$100.94	\$141.98
			4	965.00	\$97,129	\$100.65	\$141.53
-----							
	FERTILIZING AND SEEDING, TYPE A / SY						
	806003P	2022Q2	1	38.00	\$114	\$3.00	\$4.67
		2022Q3	1	578.00	\$665	\$1.15	\$3.08
		2022Q4	2	10,000.00	\$100	\$0.01	\$0.03
			4	10,616.00	\$879	\$0.08	\$0.21
-----							
	FERTILIZING AND SEEDING, TYPE A-3 / SY						
	806006P	2022Q2	6	34,084.00	\$56,589	\$1.66	\$1.61
		2022Q4	2	4,365.00	\$2,401	\$0.55	\$0.71
			8	38,449.00	\$58,990	\$1.53	\$1.51
-----							
	FERTILIZING AND SEEDING, TYPE F / SY						
	806018P	2022Q2	4	11,557.00	\$18,324	\$1.59	\$1.67
			4	11,557.00	\$18,324	\$1.59	\$1.67
-----							
	FERTILIZING AND SEEDING, TYPE R / SY						
	806020P	2022Q2	1	63.00	\$331	\$5.25	\$7.50
			1	63.00	\$331	\$5.25	\$7.50
-----							
	FERTILIZING AND SEEDING, TYPE PINELANDS / SY						
	806027P	2022Q2	1	1,004.00	\$2,159	\$2.15	\$2.52
			1	1,004.00	\$2,159	\$2.15	\$2.52
-----							

WEIGHTED AVERAGE ITEM PRICE REPORT  
BY REGION, ITEM, AND QUARTER

REGION	ITEM	CALENDAR QUARTER	NUMBER OF OCCUR'S	TOTAL QUANTITY	TOTAL DOLLARS	AVERAGE AWARDED PRICE	AVERAGE OF LOW 3 BIDDERS
C	WILDFLOWER SEEDING / SY						
	806030P	2022Q2	4	6,044.00	\$18,325	\$3.03	\$3.86
			4	6,044.00	\$18,325	\$3.03	\$3.86
	FERTILIZING AND SEEDING, LOW MAINTENANCE / SY						
	806033P	2022Q2	3	54,908.00	\$88,658	\$1.61	\$1.85
			3	54,908.00	\$88,658	\$1.61	\$1.85
	TOPSOIL STABILIZATION, TYPE 1 MAT / SY						
	807003M	2022Q2	1	21.00	\$231	\$11.00	\$14.50
		2022Q4	1	295.00	\$2,950	\$10.00	\$9.33
			2	316.00	\$3,181	\$10.07	\$9.68
	TOPSOIL STABILIZATION, TYPE 4 MAT / SY						
	807012M	2022Q2	1	500.00	\$2,150	\$4.30	\$5.60
			1	500.00	\$2,150	\$4.30	\$5.60
	STRAW MULCHING / SY						
	809003M	2022Q2	7	20,656.00	\$25,295	\$1.22	\$1.09
		2022Q3	1	578.00	\$376	\$0.65	\$2.83
		2022Q4	4	14,365.00	\$2,501	\$0.17	\$0.17
			12	35,599.00	\$28,171	\$0.79	\$0.74
	FIBER MULCHING / SY						
	809006M	2022Q2	3	78,630.00	\$86,100	\$1.10	\$1.71
			3	78,630.00	\$86,100	\$1.10	\$1.71

WEIGHTED AVERAGE ITEM PRICE REPORT  
BY REGION, ITEM, AND QUARTER

REGION	ITEM	CALENDAR QUARTER	NUMBER OF OCCUR'S	TOTAL QUANTITY	TOTAL DOLLARS	AVERAGE AWARDED PRICE	AVERAGE OF LOW 3 BIDDERS
C	GRAVEL MULCHING / SY						
	809012M	2022Q2	1	287.00	\$1,794	\$6.25	\$11.67
			1	287.00	\$1,794	\$6.25	\$11.67
	WOOD MULCHING / SY						
	809018M	2022Q2	3	3,646.00	\$4,486	\$1.23	\$3.26
			3	3,646.00	\$4,486	\$1.23	\$3.26
	WOOD MULCHING, 2" THICK / SY						
	809021M	2022Q2	1	2,749.00	\$2,749	\$1.00	\$1.92
			1	2,749.00	\$2,749	\$1.00	\$1.92
	MOWING / ACRE						
	810003M	2022Q2	2	34.00	\$14,940	\$439.41	\$425.88
			2	34.00	\$14,940	\$439.41	\$425.88
	MOWING / SY						
	810006M	2022Q2	1	250.00	\$2,500	\$10.00	\$9.00
			1	250.00	\$2,500	\$10.00	\$9.00
	LARGE DECIDUOUS TREE, 3-3 1/2" CALIPER, / U						
	811003M	2022Q2	1	27.00	\$21,195	\$785.00	\$878.33
			1	27.00	\$21,195	\$785.00	\$878.33
	LARGE DECIDUOUS TREE, 2 1/2-3" CALIPER, / U						
	811004M	2022Q2	1	70.00	\$36,750	\$525.00	\$608.33
			1	70.00	\$36,750	\$525.00	\$608.33

WEIGHTED AVERAGE ITEM PRICE REPORT  
BY REGION, ITEM, AND QUARTER

REGION	ITEM	CALENDAR QUARTER	NUMBER OF OCCUR'S	TOTAL QUANTITY	TOTAL DOLLARS	AVERAGE AWARDED PRICE	AVERAGE OF LOW 3 BIDDERS
C	LARGE DECIDUOUS TREE, 2-2 1/2" CALIPER, / U						
	811006M	2022Q2	2	58.00	\$35,900	\$618.97	\$704.97
			2	58.00	\$35,900	\$618.97	\$704.97
	LARGE DECID TREE 10-12' HIGH, MULTI STEM / U						
	811016M	2022Q2	2	58.00	\$36,765	\$633.88	\$701.98
			2	58.00	\$36,765	\$633.88	\$701.98
	SMALL DECIDUOUS TREE, 2-2 1/2" CALIPER, / U						
	811024M	2022Q2	1	47.00	\$25,850	\$550.00	\$540.00
			1	47.00	\$25,850	\$550.00	\$540.00
	SMALL DECIDUOUS TREE, 6-7' HIGH B&B / U						
	811029M	2022Q2	2	19.00	\$10,765	\$566.58	\$554.65
			2	19.00	\$10,765	\$566.58	\$554.65
	SMALL DECIDUOUS TREE, 7-8' HIGH, B&B / U						
	811031M	2022Q2	1	48.00	\$31,200	\$650.00	\$633.33
			1	48.00	\$31,200	\$650.00	\$633.33
	EVERGREEN TREE, 7-8' HIGH B&B / U						
	811037M	2022Q2	2	122.00	\$71,075	\$582.58	\$604.78
			2	122.00	\$71,075	\$582.58	\$604.78
	EVERGREEN TREE, 6-7' HIGH, B&B / U						
	811039M	2022Q2	1	20.00	\$9,400	\$470.00	\$531.67
			1	20.00	\$9,400	\$470.00	\$531.67

WEIGHTED AVERAGE ITEM PRICE REPORT  
BY REGION, ITEM, AND QUARTER

REGION	ITEM	CALENDAR QUARTER	NUMBER OF OCCUR'S	TOTAL QUANTITY	TOTAL DOLLARS	AVERAGE AWARDED PRICE	AVERAGE OF LOW 3 BIDDERS
C	DECIDUOUS SHRUB, 18-24" HIGH, #3 CONTAIN / U						
	811063M	2022Q2	1	45.00	\$2,700	\$60.00	\$90.00
			1	45.00	\$2,700	\$60.00	\$90.00
	DECIDUOUS SHRUB, 24-36" HIGH, CONTAINER / U						
	811067M	2022Q2	1	1,512.00	\$97,524	\$64.50	\$73.17
			1	1,512.00	\$97,524	\$64.50	\$73.17
	EVERGREEN SHRUB, 18-24" HIGH, #3 CONTAIN / U						
	811078M	2022Q2	1	170.00	\$10,030	\$59.00	\$71.33
			1	170.00	\$10,030	\$59.00	\$71.33
	PERENNIAL, 2" PLUG / U						
	811120M	2022Q2	1	18,034.00	\$82,956	\$4.60	\$4.37
			1	18,034.00	\$82,956	\$4.60	\$4.37
	BULB / U						
	811123M	2022Q2	2	26,419.00	\$27,671	\$1.05	\$4.13
			2	26,419.00	\$27,671	\$1.05	\$4.13
	PLANT ESTABLISHMENT PERIOD / LS						
	811138M	2022Q2	4	4.00	\$27,400	\$6,850.00	\$19,220.83
			4	4.00	\$27,400	\$6,850.00	\$19,220.83
	WATERING / MG						
	811165M	2022Q2	4	114.00	\$32,570	\$285.70	\$304.33
			4	114.00	\$32,570	\$285.70	\$304.33

WEIGHTED AVERAGE ITEM PRICE REPORT  
BY REGION, ITEM, AND QUARTER

REGION	ITEM	CALENDAR QUARTER	NUMBER OF OCCUR'S	TOTAL QUANTITY	TOTAL DOLLARS	AVERAGE AWARDED PRICE	AVERAGE OF LOW 3 BIDDERS
C	MISCELLANEOUS CONCRETE / CY						
	903006M	2022Q2	1	40.00	\$10,000	\$250.00	\$150.00
		2023Q1	1	40.00	\$10,000	\$250.00	\$125.50
			2	80.00	\$20,000	\$250.00	\$137.75
	INSPECTION OF UNITS / U						
	MMA001M	2022Q2	1	25.00	\$25,000	\$1,000.00	\$1,000.00
		2023Q1	1	25.00	\$25,000	\$1,000.00	\$1,000.00
			2	50.00	\$50,000	\$1,000.00	\$1,000.00
	BRIDGE HEADER REPAIR / LF						
	MMB070M	2023Q1	1	6,329.00	\$822,770	\$130.00	\$151.00
			1	6,329.00	\$822,770	\$130.00	\$151.00
	REPAIR CONCRETE CURB / LF						
	MMB077M	2023Q1	1	885.00	\$57,525	\$65.00	\$73.33
			1	885.00	\$57,525	\$65.00	\$73.33
	DECK CORROSION INHIBITOR / SY						
	MMB086M	2023Q1	1	35,747.00	\$357,470	\$10.00	\$8.67
			1	35,747.00	\$357,470	\$10.00	\$8.67
	DECK JOINT RESEAL (SILICON) / LF						
	MMB087M	2023Q1	1	9,052.00	\$1,131,500	\$125.00	\$80.00
			1	9,052.00	\$1,131,500	\$125.00	\$80.00

WEIGHTED AVERAGE ITEM PRICE REPORT  
BY REGION, ITEM, AND QUARTER

REGION	ITEM	CALENDAR QUARTER	NUMBER OF OCCUR'S	TOTAL QUANTITY	TOTAL DOLLARS	AVERAGE AWARDED PRICE	AVERAGE OF LOW 3 BIDDERS
C	BRIDGE DECK CRACK SEALING / LF						
	MMB088M	2023Q1	1	3,000.00	\$30,000	\$10.00	\$11.67
			1	3,000.00	\$30,000	\$10.00	\$11.67
	DECK JOINT REPAIR / LF						
	MMB089M	2023Q1	1	9,084.00	\$1,135,500	\$125.00	\$130.00
			1	9,084.00	\$1,135,500	\$125.00	\$130.00
	DECK JOINT RESEAL (RUBBER ASPHALT) / LF						
	MMB090M	2023Q1	1	6,329.00	\$18,987	\$3.00	\$5.67
			1	6,329.00	\$18,987	\$3.00	\$5.67
	FORCE ACCOUNT LABOR, EQUIPMENT & MATERIA / DOLL						
	MMB091M	2022Q2	1	80,000.00	\$80,000	\$1.00	\$1.00
			1	80,000.00	\$80,000	\$1.00	\$1.00
	CREW COORDINATOR / HOUR						
	MMB092M	2022Q4	5	2,540.00	\$355,600	\$140.00	\$140.00
			5	2,540.00	\$355,600	\$140.00	\$140.00
	LANE CLOSURES / HOUR						
	MMB172M	2022Q4	5	33,150.00	\$1,280,499	\$38.63	\$18.37
			5	33,150.00	\$1,280,499	\$38.63	\$18.37
	SOLID WASTE DISPOSAL / DOLL						
	MMB173M	2022Q4	5	181,000.00	\$181,000	\$1.00	\$1.00
			5	181,000.00	\$181,000	\$1.00	\$1.00



WEIGHTED AVERAGE ITEM PRICE REPORT  
BY REGION, ITEM, AND QUARTER

REGION	ITEM	CALENDAR QUARTER	NUMBER OF OCCUR'S	TOTAL QUANTITY	TOTAL DOLLARS	AVERAGE AWARDED PRICE	AVERAGE OF LOW 3 BIDDERS
C	REPAIR CATEGORY "A" / HOUR						
	MMB181M	2022Q2	1	165.00	\$297,000	\$1,800.00	\$1,775.00
		2023Q1	1	165.00	\$280,500	\$1,700.00	\$1,250.00
			2	330.00	\$577,500	\$1,750.00	\$1,512.50
	LABOR CREW / HOUR						
	MMB186M	2022Q4	15	63,175.00	\$34,285,115	\$542.70	\$606.76
			15	63,175.00	\$34,285,115	\$542.70	\$606.76
	RAILROAD SERVICES / DOLL						
	MMB188M	2023Q1	1	15,000.00	\$15,000	\$1.00	\$1.00
			1	15,000.00	\$15,000	\$1.00	\$1.00
	RADAR DETECTION SYSTEM, 2 RADAR / U						
	MME144M	2022Q4	1	1.00	\$22,869	\$22,869.00	\$22,912.67
			1	1.00	\$22,869	\$22,869.00	\$22,912.67
	RADAR DETECTION SYSTEM, 3 RADAR / U						
	MME145M	2022Q4	1	1.00	\$33,360	\$33,360.00	\$33,240.00
			1	1.00	\$33,360	\$33,360.00	\$33,240.00
	RADAR DETECTION SYSTEM, 4 RADAR / U						
	MME146M	2022Q4	2	2.00	\$87,213	\$43,606.50	\$48,485.50
			2	2.00	\$87,213	\$43,606.50	\$48,485.50
	TRAFFIC CONTROL TRUCK WITH MOUNTED CRASH / DAY						
	MMG008M	2022Q4	2	1,000.00	\$1,000	\$1.00	\$2.17
			2	1,000.00	\$1,000	\$1.00	\$2.17

WEIGHTED AVERAGE ITEM PRICE REPORT  
BY REGION, ITEM, AND QUARTER

REGION	ITEM	CALENDAR QUARTER	NUMBER OF OCCUR'S	TOTAL QUANTITY	TOTAL DOLLARS	AVERAGE AWARDED PRICE	AVERAGE OF LOW 3 BIDDERS
C	E-Z PASS / DOLL						
	MMG009M	2023Q1	1	7,293.00	\$7,293	\$1.00	\$1.00
			1	7,293.00	\$7,293	\$1.00	\$1.00
-----							
	TELEPHONE SERVICE / DOLL						
	MMG010M	2022Q2	1	1,500.00	\$1,500	\$1.00	\$1.00
		2022Q4	5	10,000.00	\$10,000	\$1.00	\$1.00
		2023Q1	1	1,500.00	\$1,500	\$1.00	\$1.00
			7	13,000.00	\$13,000	\$1.00	\$1.00
-----							
	Adjustment Factor - Normal Working Hours / PCT						
	MMG011M	2022Q2	1	2,586,206.00	\$2,327,585	\$0.90	\$0.98
			1	2,586,206.00	\$2,327,585	\$0.90	\$0.98
-----							
	FIELD OFFICE EQUIPMENT / DOLL						
	MMG018M	2022Q2	2	1,500.00	\$1,500	\$1.00	\$1.00
		2023Q1	2	3,500.00	\$3,500	\$1.00	\$1.00
			4	5,000.00	\$5,000	\$1.00	\$1.00
-----							
	OVERTIME DIFFERENTIAL (OD) / DOLL						
	MMG025M	2022Q4	5	320,000.00	\$320,000	\$1.00	\$1.00
			5	320,000.00	\$320,000	\$1.00	\$1.00
-----							
	DISPOSAL OF REGULATED MATERIAL / DOLL						
	MMG027M	2022Q4	5	233,000.00	\$233,000	\$1.00	\$1.00
			5	233,000.00	\$233,000	\$1.00	\$1.00
-----							

WEIGHTED AVERAGE ITEM PRICE REPORT  
BY REGION, ITEM, AND QUARTER

REGION	ITEM	CALENDAR QUARTER	NUMBER OF OCCUR'S	TOTAL QUANTITY	TOTAL DOLLARS	AVERAGE AWARDED PRICE	AVERAGE OF LOW 3 BIDDERS
C	STEEL POST FOR END TREATMENT / U						
	MMG030M	2022Q2	1	110.00	\$44,000	\$400.00	\$260.00
		2023Q1	1	110.00	\$44,000	\$400.00	\$325.00
			2	220.00	\$88,000	\$400.00	\$292.50
	ATTACHMENT TO STRUCTURE / LF						
	MMG032M	2022Q2	2	20.00	\$1,510	\$75.50	\$88.00
		2023Q1	2	20.00	\$1,750	\$87.50	\$94.00
			4	40.00	\$3,260	\$81.50	\$91.00
	ATTACHMENT TO STRUCTURE / U						
	MMG033M	2022Q2	1	10.00	\$10	\$1.00	\$1.00
		2023Q1	1	10.00	\$250	\$25.00	\$13.00
			2	20.00	\$260	\$13.00	\$7.00
	RIPRAP STONE SLOPE PROTECTION / T						
	MMG036M	2022Q4	2	100.00	\$100	\$1.00	\$9.67
			2	100.00	\$100	\$1.00	\$9.67
	DISPOSAL OF REGULATED MATERIAL HAZARDOUS / DOLL						
	MMG064M	2022Q4	5	188,000.00	\$188,000	\$1.00	\$1.00
			5	188,000.00	\$188,000	\$1.00	\$1.00
	DREDG, PROCESSING, TRNSPRT, PLACE UPLAND / CY						
	MMG094M	2022Q3	2	42,539.00	\$6,387,738	\$150.16	\$178.39
			2	42,539.00	\$6,387,738	\$150.16	\$178.39

WEIGHTED AVERAGE ITEM PRICE REPORT  
BY REGION, ITEM, AND QUARTER

REGION	ITEM	CALENDAR QUARTER	NUMBER OF OCCUR'S	TOTAL QUANTITY	TOTAL DOLLARS	AVERAGE AWARDED PRICE	AVERAGE OF LOW 3 BIDDERS
C	ADJUSTMENT FACTOR / PCT						
	MMG095M	2022Q2	1	11000000.00	\$9,326,900	\$0.85	\$0.86
			1	11,000,000	\$9,326,900	\$0.85	\$0.86
	CONSTRUCTION LAYOUT / DAY						
	MMR001M	2022Q4	2	40.00	\$40	\$1.00	\$0.67
			2	40.00	\$40	\$1.00	\$0.67
	MOBILIZATION / U						
	MMR004M	2023Q1	1	18.00	\$54,000	\$3,000.00	\$3,000.00
			1	18.00	\$54,000	\$3,000.00	\$3,000.00
	SPECIAL MOBILIZATION / U						
	MMR005M	2022Q2	1	10.00	\$20,000	\$2,000.00	\$2,000.00
		2023Q1	2	15.00	\$27,500	\$1,833.33	\$1,833.33
			3	25.00	\$47,500	\$1,900.00	\$1,900.00
	EMERGENCY MOBILIZATION / U						
	MMR006M	2022Q2	2	35.00	\$135,000	\$3,857.14	\$3,857.14
		2022Q4	2	6.00	\$60,000	\$10,000.00	\$10,000.00
		2023Q1	2	26.00	\$127,500	\$4,903.85	\$4,903.85
			6	67.00	\$322,500	\$4,813.43	\$4,813.43
	ATTACHMENT TO STRUCTURE, TYPE A / U						
	MMR047M	2022Q2	1	10.00	\$28,000	\$2,800.00	\$2,000.00
		2023Q1	1	10.00	\$35,000	\$3,500.00	\$2,950.00
			2	20.00	\$63,000	\$3,150.00	\$2,475.00

WEIGHTED AVERAGE ITEM PRICE REPORT  
BY REGION, ITEM, AND QUARTER

REGION	ITEM	CALENDAR QUARTER	NUMBER OF OCCUR'S	TOTAL QUANTITY	TOTAL DOLLARS	AVERAGE AWARDED PRICE	AVERAGE OF LOW 3 BIDDERS
C	ATTACHMENT TO STRUCTURE, TYPE B / U						
	MMR048M	2022Q2	1	10.00	\$1,100	\$110.00	\$130.00
		2023Q1	1	10.00	\$1,000	\$100.00	\$225.00
			2	20.00	\$2,100	\$105.00	\$177.50
	BUFFER END PIECES FOR END TREATMENTS / U						
	MMR055M	2022Q2	1	30.00	\$1,500	\$50.00	\$47.50
		2023Q1	1	30.00	\$1,500	\$50.00	\$100.00
			2	60.00	\$3,000	\$50.00	\$73.75
	WOODEN POSTS FOR END TREATMENTS / U						
	MMR056M	2022Q2	1	40.00	\$20,000	\$500.00	\$267.50
		2023Q1	1	40.00	\$20,000	\$500.00	\$300.00
			2	80.00	\$40,000	\$500.00	\$283.75
	RAIL ELEMENTS FOR END TREATMENTS / U						
	MMR057M	2022Q2	1	110.00	\$187,000	\$1,700.00	\$1,600.00
		2023Q1	1	110.00	\$187,000	\$1,700.00	\$1,225.00
			2	220.00	\$374,000	\$1,700.00	\$1,412.50
	REFLECTIVE SHEETING FOR END TREATMENTS / SF						
	MMR058M	2022Q2	1	75.00	\$750	\$10.00	\$5.50
		2023Q1	1	75.00	\$750	\$10.00	\$5.50
			2	150.00	\$1,500	\$10.00	\$5.50
	FLASHING ARROW BOARD, 4' X 8' / DAY						
	MMR060M	2022Q4	2	200.00	\$200	\$1.00	\$0.84
			2	200.00	\$200	\$1.00	\$0.84

WEIGHTED AVERAGE ITEM PRICE REPORT  
BY REGION, ITEM, AND QUARTER

REGION	ITEM	CALENDAR QUARTER	NUMBER OF OCCUR'S	TOTAL QUANTITY	TOTAL DOLLARS	AVERAGE AWARDED PRICE	AVERAGE OF LOW 3 BIDDERS
C	PORTABLE VARIABLE MESSAGE SIGN / DAY						
	MMR061M	2022Q4	2	280.00	\$280	\$1.00	\$200.83
			2	280.00	\$280	\$1.00	\$200.83
	REMOVAL OF LONG LIFE PATTERNED CONTRAST / LF						
	MMR065M	2022Q4	1	5,000.00	\$1,750	\$0.35	\$0.68
			1	5,000.00	\$1,750	\$0.35	\$0.68
	REMOVAL OF TRAFFIC MARKINGS, LINES / LF						
	MMR067M	2022Q4	1	175,000.00	\$94,500	\$0.54	\$0.40
			1	175,000.00	\$94,500	\$0.54	\$0.40
	NON-VEGETATIVE SURFACE, POLYESTER MATTIN / SY						
	MMR073M	2022Q2	1	100.00	\$3,500	\$35.00	\$18.00
		2023Q1	1	100.00	\$400	\$4.00	\$2.50
			2	200.00	\$3,900	\$19.50	\$10.25
	GUIDE RAIL EXTRUDERS / U						
	MMR076M	2022Q2	1	15.00	\$12,000	\$800.00	\$775.00
		2023Q1	1	15.00	\$12,000	\$800.00	\$900.00
			2	30.00	\$24,000	\$800.00	\$837.50
	MOBILIZATION OF MILL & HMA PAVING EQUIP. / U						
	MMR077M	2022Q4	2	50.00	\$750,000	\$15,000.00	\$15,000.00
			2	50.00	\$750,000	\$15,000.00	\$15,000.00

WEIGHTED AVERAGE ITEM PRICE REPORT  
BY REGION, ITEM, AND QUARTER

REGION	ITEM	CALENDAR QUARTER	NUMBER OF OCCUR'S	TOTAL QUANTITY	TOTAL DOLLARS	AVERAGE AWARDED PRICE	AVERAGE OF LOW 3 BIDDERS
C	CLEARING SITE / LF						
	MMR080M	2022Q4	1	1,000,000.00	\$10,000	\$0.01	\$0.03
		2023Q1	1	30,000.00	\$7,500	\$0.25	\$0.60
			2	1,030,000.00	\$17,500	\$0.02	\$0.05
	MOBILE RETROREFLECTOMETER SERVICE / LS						
	MMR083M	2022Q4	1	1.00	\$95,000	\$95,000.00	\$90,500.00
			1	1.00	\$95,000	\$95,000.00	\$90,500.00
	MICROMILLING / SY						
	MMR087M	2022Q4	2	2,000.00	\$10,000	\$5.00	\$4.42
			2	2,000.00	\$10,000	\$5.00	\$4.42
	CONCRETE WASHOUT SYSTEM / U						
	MMR091M	2022Q4	4	24.00	\$40,000	\$1,666.67	\$1,666.67
			4	24.00	\$40,000	\$1,666.67	\$1,666.67
	REGRADE BERM / SY						
	MMR096M	2022Q4	2	3,439.00	\$11,564	\$3.36	\$10.22
			2	3,439.00	\$11,564	\$3.36	\$10.22
	ASPHALT COLD PATCH / LB						
	MMR115M	2022Q2	1	500.00	\$5,000	\$10.00	\$5.50
		2023Q1	1	500.00	\$2,000	\$4.00	\$2.50
			2	1,000.00	\$7,000	\$7.00	\$4.00

WEIGHTED AVERAGE ITEM PRICE REPORT  
BY REGION, ITEM, AND QUARTER

REGION	ITEM	CALENDAR QUARTER	NUMBER OF OCCUR'S	TOTAL QUANTITY	TOTAL DOLLARS	AVERAGE AWARDED PRICE	AVERAGE OF LOW 3 BIDDERS
N	FORCE ACCOUNT / DOLL						
	109006M	2022Q2	1	300,000.00	\$300,000	\$1.00	\$1.00
		2022Q4	5	6,845,000.00	\$6,845,000	\$1.00	\$1.00
		2023Q1	3	220,000.00	\$220,000	\$1.00	\$1.00
			9	7,365,000.00	\$7,365,000	\$1.00	\$1.00
-----							
	PERFORMANCE BOND AND PAYMENT BOND / DOLL						
	151006M	2022Q2	10	10.00	\$719,660	\$71,966.00	\$67,920.35
		2022Q3	3	3.00	\$96,735	\$32,245.00	\$35,108.89
		2022Q4	9	9.00	\$285,703	\$31,744.78	\$44,693.60
		2023Q1	9	9.00	\$500,195	\$55,577.22	\$53,976.84
			31	31.00	\$1,602,293	\$51,686.87	\$53,953.68
-----							
	RAILROAD PROTECTIVE LIABILITY INSURANCE / DOLL						
	152012P	2022Q2	1	1.00	\$6,000	\$6,000.00	\$4,333.33
		2022Q4	1	1.00	\$5,000	\$5,000.00	\$5,833.33
		2023Q1	5	15,004.00	\$43,564	\$2.90	\$3.59
			7	15,006.00	\$54,564	\$3.64	\$4.27
-----							
	POLLUTION LIABILITY INSURANCE / DOLL						
	152015P	2022Q2	10	10.00	\$89,003	\$8,900.30	\$10,018.15
		2022Q3	3	3.00	\$27,800	\$9,266.67	\$9,400.17
		2022Q4	9	9.00	\$128,186	\$14,242.84	\$6,843.86
		2023Q1	9	9.00	\$86,757	\$9,639.68	\$10,318.38
			31	31.00	\$331,746	\$10,701.47	\$9,123.94
-----							
	PROGRESS SCHEDULE / LS						
	153003P	2022Q2	9	9.00	\$91,835	\$10,203.89	\$12,914.69
		2022Q3	3	3.00	\$25,200	\$8,400.00	\$6,596.89

(item continued)



WEIGHTED AVERAGE ITEM PRICE REPORT  
BY REGION, ITEM, AND QUARTER

REGION	ITEM	CALENDAR QUARTER	NUMBER OF OCCUR'S	TOTAL QUANTITY	TOTAL DOLLARS	AVERAGE AWARDED PRICE	AVERAGE OF LOW 3 BIDDERS
N	PROGRESS SCHEDULE / LS						
	153003P	2022Q4	4	4.00	\$52,725	\$13,181.25	\$11,178.69
		2023Q1	3	3.00	\$49,489	\$16,496.33	\$11,787.11
			19	19.00	\$219,249	\$11,539.42	\$11,373.63
	PROGRESS SCHEDULE UPDATE / U						
	153005M	2022Q2	9	134.00	\$63,548	\$474.24	\$477.55
		2022Q3	3	36.00	\$19,520	\$542.22	\$504.50
		2022Q4	4	40.00	\$120,320	\$3,008.00	\$1,299.64
		2023Q1	3	26.00	\$37,458	\$1,440.69	\$815.38
			19	236.00	\$240,846	\$1,020.53	\$658.21
	BAR CHART PROGRESS SCHEDULE AND UPDATES / LS						
	153009P	2023Q1	3	3.00	\$12,045	\$4,015.00	\$3,441.11
			3	3.00	\$12,045	\$4,015.00	\$3,441.11
	TRAINEES / HOUR						
	153011M	2022Q2	7	18,400.00	\$16,281	\$0.88	\$5.14
		2022Q3	3	4,640.00	\$5,340	\$1.15	\$8.97
		2022Q4	3	7,310.00	\$1,113	\$0.15	\$1.38
		2023Q1	2	6,100.00	\$33,320	\$5.46	\$4.44
			15	36,450.00	\$56,054	\$1.54	\$4.76
	MOBILIZATION / LS						
	154003P	2022Q2	9	9.00	\$11,173,148	\$1,241,461	\$1,500,402
		2022Q3	3	3.00	\$1,816,725	\$605,575	\$925,531
		2022Q4	4	4.00	\$2,040,500	\$510,125	\$592,354
		2023Q1	8	8.00	\$5,139,683	\$642,460	\$883,770
			24	24.00	\$20,170,056	\$840,419	\$1,071,658

WEIGHTED AVERAGE ITEM PRICE REPORT  
BY REGION, ITEM, AND QUARTER

REGION	ITEM	CALENDAR QUARTER	NUMBER OF OCCUR'S	TOTAL QUANTITY	TOTAL DOLLARS	AVERAGE AWARDED PRICE	AVERAGE OF LOW 3 BIDDERS
N	FIELD OFFICE TYPE B SET UP / U						
	155006M	2023Q1	3	3.00	\$89,870	\$29,956.67	\$30,183.89
			3	3.00	\$89,870	\$29,956.67	\$30,183.89
	FIELD OFFICE TYPE D SET UP / U						
	155012M	2022Q2	2	2.00	\$60,000	\$30,000.00	\$34,792.31
		2022Q3	1	1.00	\$55,000	\$55,000.00	\$39,482.37
			3	3.00	\$115,000	\$38,333.33	\$36,355.66
	FIELD OFFICE TYPE E SET UP / U						
	155015M	2022Q2	6	6.00	\$346,260	\$57,710.00	\$53,282.95
		2022Q3	2	2.00	\$59,100	\$29,550.00	\$23,350.00
		2022Q4	3	3.00	\$120,000	\$40,000.00	\$44,250.00
		2023Q1	2	2.00	\$46,500	\$23,250.00	\$36,550.00
			13	13.00	\$571,860	\$43,989.23	\$44,019.05
	FIELD OFFICE TYPE F SET UP / U						
	155018M	2022Q2	1	1.00	\$130,000	\$130,000	\$103,667
		2022Q4	1	1.00	\$9,750	\$9,750.00	\$28,616.67
		2023Q1	3	3.00	\$123,402	\$41,134.00	\$32,044.67
			5	5.00	\$263,152	\$52,630.40	\$45,683.47
	FIELD OFFICE TYPE B MAINTENANCE / MO						
	155024M	2023Q1	3	40.00	\$146,080	\$3,652.00	\$4,050.83
			3	40.00	\$146,080	\$3,652.00	\$4,050.83
	FIELD OFFICE TYPE D MAINTENANCE / MO						
	155030M	2022Q2	2	60.00	\$210,000	\$3,500.00	\$4,014.03

(item continued)

WEIGHTED AVERAGE ITEM PRICE REPORT  
BY REGION, ITEM, AND QUARTER

REGION	ITEM	CALENDAR QUARTER	NUMBER OF OCCUR'S	TOTAL QUANTITY	TOTAL DOLLARS	AVERAGE AWARDED PRICE	AVERAGE OF LOW 3 BIDDERS
N	FIELD OFFICE TYPE D MAINTENANCE / MO						
	155030M	2022Q3	1	35.00	\$140,000	\$4,000.00	\$4,531.85
			3	95.00	\$350,000	\$3,684.21	\$4,204.81
	FIELD OFFICE TYPE E MAINTENANCE / MO						
	155033M	2022Q2	6	173.00	\$585,190	\$3,382.60	\$3,275.92
		2022Q3	2	42.00	\$178,350	\$4,246.43	\$3,655.16
		2022Q4	3	64.00	\$282,500	\$4,414.06	\$3,880.83
		2023Q1	2	24.00	\$103,650	\$4,318.75	\$3,841.25
			13	303.00	\$1,149,690	\$3,794.36	\$3,501.04
	FIELD OFFICE TYPE F MAINTENANCE / MO						
	155036M	2022Q2	1	42.00	\$168,000	\$4,000.00	\$4,733.33
		2022Q4	1	12.00	\$42,000	\$3,500.00	\$4,566.67
		2023Q1	3	57.00	\$227,625	\$3,993.42	\$3,893.64
			5	111.00	\$437,625	\$3,942.57	\$4,284.12
	MATERIALS FIELD LABORATORY SET-UP / U						
	156003M	2022Q2	3	3.00	\$75,000	\$25,000.00	\$27,083.33
			3	3.00	\$75,000	\$25,000.00	\$27,083.33
	MATERIALS FIELD LABORATORY MAINTENANCE / MO						
	156006M	2022Q2	3	116.00	\$192,200	\$1,656.90	\$2,143.77
			3	116.00	\$192,200	\$1,656.90	\$2,143.77
	NUCLEAR DENSITY GAUGE / U						
	156015M	2022Q2	3	3.00	\$16,000	\$5,333.33	\$11,888.95

(item continued)

WEIGHTED AVERAGE ITEM PRICE REPORT  
BY REGION, ITEM, AND QUARTER

REGION	ITEM	CALENDAR QUARTER	NUMBER OF OCCUR'S	TOTAL QUANTITY	TOTAL DOLLARS	AVERAGE AWARDED PRICE	AVERAGE OF LOW 3 BIDDERS
N	NUCLEAR DENSITY GAUGE / U						
	156015M	2022Q4	1	1.00	\$5,000	\$5,000.00	\$7,000.00
			4	4.00	\$21,000	\$5,250.00	\$10,666.72
	CONCRETE COMPRESSION TESTING EQUIPMENT / U						
	156021M	2022Q2	2	2.00	\$13,000	\$6,500.00	\$10,000.00
			2	2.00	\$13,000	\$6,500.00	\$10,000.00
	CONSTRUCTION LAYOUT / DOLL						
	157004M	2022Q2	9	9.00	\$1,745,594	\$193,955	\$198,654
		2022Q3	3	3.00	\$465,000	\$155,000	\$151,685
		2022Q4	4	4.00	\$99,500	\$24,875.00	\$49,652.78
		2023Q1	6	6.00	\$213,227	\$35,537.83	\$69,246.01
			22	22.00	\$2,523,321	\$114,696	\$129,865
	MONUMENT / U						
	157006M	2022Q2	3	24.00	\$24,650	\$1,027.08	\$953.75
		2022Q3	1	3.00	\$2,100	\$700.00	\$926.03
			4	27.00	\$26,750	\$990.74	\$950.67
	CAUTION FENCE / LF						
	158003M	2022Q2	3	1,650.00	\$8,250	\$5.00	\$7.87
		2022Q4	1	2,865.00	\$125,802	\$43.91	\$43.91
			4	4,515.00	\$134,052	\$29.69	\$30.74
	SILT FENCE / LF						
	158006M	2022Q4	2	288.00	\$4,439	\$15.41	\$8.14

(item continued)

WEIGHTED AVERAGE ITEM PRICE REPORT  
BY REGION, ITEM, AND QUARTER

REGION	ITEM	CALENDAR QUARTER	NUMBER OF OCCUR'S	TOTAL QUANTITY	TOTAL DOLLARS	AVERAGE AWARDED PRICE	AVERAGE OF LOW 3 BIDDERS
N	SILT FENCE / LF						
	158006M	2023Q1	3	1,400.00	\$15,166	\$10.83	\$3.65
			5	1,688.00	\$19,605	\$11.61	\$4.41
-----							
	HEAVY DUTY SILT FENCE, ORANGE / LF						
	158009M	2022Q2	6	26,931.00	\$195,708	\$7.27	\$7.30
		2022Q3	3	2,966.00	\$14,606	\$4.92	\$7.82
		2022Q4	1	3,493.00	\$17,465	\$5.00	\$8.75
		2023Q1	1	400.00	\$19,956	\$49.89	\$49.89
			11	33,790.00	\$247,735	\$7.33	\$8.00
-----							
	HEAVY DUTY SILT FENCE, BLACK / LF						
	158012M	2022Q2	3	9,411.00	\$82,116	\$8.73	\$10.05
		2022Q3	1	7,480.00	\$57,970	\$7.75	\$7.55
		2023Q1	2	1,132.00	\$25,584	\$22.60	\$13.87
			6	18,023.00	\$165,670	\$9.19	\$9.25
-----							
	HAYBALE / U						
	158015M	2022Q2	4	683.00	\$11,320	\$16.57	\$18.21
		2022Q3	2	50.00	\$1,625	\$32.50	\$44.42
			6	733.00	\$12,945	\$17.66	\$20.00
-----							
	INLET FILTER TYPE 1 / SF						
	158027M	2022Q2	1	3,150.00	\$788	\$0.25	\$8.75
			1	3,150.00	\$788	\$0.25	\$8.75
-----							
	INLET FILTER TYPE 2, 2' X 4' / U						
	158030M	2022Q2	8	431.00	\$44,315	\$102.82	\$140.44

(item continued)

WEIGHTED AVERAGE ITEM PRICE REPORT  
BY REGION, ITEM, AND QUARTER

REGION	ITEM	CALENDAR QUARTER	NUMBER OF OCCUR'S	TOTAL QUANTITY	TOTAL DOLLARS	AVERAGE AWARDED PRICE	AVERAGE OF LOW 3 BIDDERS
N	INLET FILTER TYPE 2, 2' X 4' / U						
	158030M	2022Q3	1	75.00	\$15,000	\$200.00	\$99.52
		2022Q4	3	49.00	\$8,630	\$176.12	\$128.71
		2023Q1	4	504.00	\$18,610	\$36.92	\$16.63
			16	1,059.00	\$86,555	\$81.73	\$78.07
	INLET FILTER TYPE 2, 4' X 4' / U						
	158033M	2022Q2	6	78.00	\$13,500	\$173.08	\$220.26
		2022Q3	2	28.00	\$6,760	\$241.43	\$182.67
		2022Q4	3	213.00	\$10,409	\$48.87	\$51.34
		2023Q1	5	129.00	\$28,514	\$221.04	\$133.80
			16	448.00	\$59,183	\$132.10	\$112.70
	TEMPORARY INLET SEDIMENT TRAP / U						
	158036M	2022Q4	1	20.00	\$22,975	\$1,148.75	\$1,148.75
			1	20.00	\$22,975	\$1,148.75	\$1,148.75
	FLOATING TURBIDITY BARRIER, TYPE 3 / LF						
	158048M	2022Q2	1	434.00	\$15,190	\$35.00	\$38.33
			1	434.00	\$15,190	\$35.00	\$38.33
	STREAM DIVERSION SYSTEM / LS						
	158052P	2022Q2	1	1.00	\$70,000	\$70,000.00	\$91,666.67
			1	1.00	\$70,000	\$70,000.00	\$91,666.67
	SEDIMENT CONTROL BAG / SF						
	158054M	2022Q2	4	2,600.00	\$16,754	\$6.44	\$5.95

(item continued)

WEIGHTED AVERAGE ITEM PRICE REPORT  
BY REGION, ITEM, AND QUARTER

REGION	ITEM	CALENDAR QUARTER	NUMBER OF OCCUR'S	TOTAL QUANTITY	TOTAL DOLLARS	AVERAGE AWARDED PRICE	AVERAGE OF LOW 3 BIDDERS
N	SEDIMENT CONTROL BAG / SF						
	158054M	2023Q1	1	50.00	\$4,550	\$91.00	\$43.67
			5	2,650.00	\$21,304	\$8.04	\$6.67
	SEDIMENT CONTROL TANK / U						
	158057M	2022Q2	1	2.00	\$10,000	\$5,000.00	\$5,833.33
			1	2.00	\$10,000	\$5,000.00	\$5,833.33
	CONSTRUCTION DRIVEWAY / T						
	158060M	2022Q2	3	894.00	\$31,583	\$35.33	\$44.54
		2022Q4	1	525.00	\$36,750	\$70.00	\$86.67
		2023Q1	1	92.00	\$2,668	\$29.00	\$71.33
			5	1,511.00	\$71,001	\$46.99	\$60.81
	CONCRETE WASHOUT SYSTEM / LS						
	158063P	2022Q2	9	9.00	\$72,600	\$8,066.67	\$8,681.57
		2022Q3	2	2.00	\$22,500	\$11,250.00	\$7,157.34
		2022Q4	4	4.00	\$10,001	\$2,500.25	\$5,611.31
		2023Q1	6	6.00	\$17,054	\$2,842.33	\$3,348.18
			21	21.00	\$122,155	\$5,816.91	\$6,427.77
	NOISE CONTROL / LS						
	158065P	2023Q1	1	1.00	\$485,844	\$485,844	\$189,948
			1	1.00	\$485,844	\$485,844	\$189,948
	OIL ONLY EMERGENCY SPILL KIT, TYPE 1 / U						
	158072M	2022Q2	10	18.00	\$8,803	\$489.06	\$768.28

(item continued)

WEIGHTED AVERAGE ITEM PRICE REPORT  
BY REGION, ITEM, AND QUARTER

REGION	ITEM	CALENDAR QUARTER	NUMBER OF OCCUR'S	TOTAL QUANTITY	TOTAL DOLLARS	AVERAGE AWARDED PRICE	AVERAGE OF LOW 3 BIDDERS
N	OIL ONLY EMERGENCY SPILL KIT, TYPE 1 / U						
	158072M	2022Q3	3	8.00	\$4,604	\$575.50	\$699.99
		2022Q4	4	7.00	\$5,200	\$742.86	\$764.29
		2023Q1	9	17.00	\$9,698	\$570.47	\$351.95
			26	50.00	\$28,305	\$566.10	\$615.24
-----							
	EROSION CONTROL SEDIMENT REMOVAL / CY						
	158084M	2022Q2	6	932.00	\$217	\$0.23	\$15.87
		2022Q3	2	250.00	\$450	\$1.80	\$16.60
		2022Q4	2	164.00	\$2	\$0.01	\$0.54
		2023Q1	2	63.00	\$10,330	\$163.97	\$73.32
			12	1,409.00	\$10,999	\$7.81	\$16.78
-----							
	TEMPORARY RIPRAP / CY						
	158087M	2022Q2	1	12.00	\$2,400	\$200.00	\$141.67
			1	12.00	\$2,400	\$200.00	\$141.67
-----							
	BREAKAWAY BARRICADE / U						
	159003M	2022Q2	9	622.00	\$37,533	\$60.34	\$95.34
		2022Q3	3	180.00	\$16,750	\$93.06	\$66.11
		2022Q4	3	150.00	\$101	\$0.67	\$66.90
		2023Q1	8	1,184.00	\$4,838	\$4.09	\$4.64
			23	2,136.00	\$59,222	\$27.73	\$40.60
-----							
	DRUM / U						
	159006M	2022Q2	9	2,096.00	\$58,193	\$27.76	\$35.68
		2022Q3	3	535.00	\$31,450	\$58.79	\$39.05
		2022Q4	4	600.00	\$11,453	\$19.09	\$24.66
		2023Q1	8	1,403.00	\$21,351	\$15.22	\$6.65
			24	4,634.00	\$122,447	\$26.42	\$25.85
-----							



WEIGHTED AVERAGE ITEM PRICE REPORT  
BY REGION, ITEM, AND QUARTER

REGION	ITEM	CALENDAR QUARTER	NUMBER OF OCCUR'S	TOTAL QUANTITY	TOTAL DOLLARS	AVERAGE AWARDED PRICE	AVERAGE OF LOW 3 BIDDERS
N	TRAFFIC CONE / U						
	159009M	2022Q2	7	5,500.00	\$14,527	\$2.64	\$5.51
		2022Q3	3	2,060.00	\$13,560	\$6.58	\$4.19
		2022Q4	4	2,300.00	\$47,504	\$20.65	\$18.56
		2023Q1	8	13,400.00	\$31,400	\$2.34	\$1.78
			22	23,260.00	\$106,991	\$4.60	\$4.54
	CONSTRUCTION SIGNS / SF						
	159012M	2022Q2	9	15,830.00	\$325,612	\$20.57	\$18.27
		2022Q3	3	5,038.00	\$67,517	\$13.40	\$17.98
		2022Q4	4	5,751.00	\$100,810	\$17.53	\$14.74
		2023Q1	8	21,171.00	\$78,429	\$3.70	\$4.59
			24	47,790.00	\$572,369	\$11.98	\$11.75
	CONSTRUCTION IDENTIFICATION SIGN, 4' X 8 / U						
	159015M	2022Q2	9	18.00	\$29,980	\$1,665.56	\$1,485.38
		2022Q3	2	4.00	\$3,650	\$912.50	\$931.67
		2022Q4	2	4.00	\$5,000	\$1,250.00	\$1,161.67
		2023Q1	1	2.00	\$3,000	\$1,500.00	\$1,500.00
			14	28.00	\$41,630	\$1,486.79	\$1,361.08
	CONSTRUCTION IDENTIFICATION SIGN, 6' X 1 / U						
	159018M	2022Q4	1	2.00	\$3,150	\$1,575.00	\$1,150.00
		2023Q1	2	6.00	\$31,356	\$5,226.00	\$2,644.22
			3	8.00	\$34,506	\$4,313.25	\$2,270.67
	CONSTRUCTION BARRIER CURB / LF						
	159021P	2022Q2	5	19,098.00	\$1,518,800	\$79.53	\$94.14
		2022Q3	1	1,520.00	\$205,200	\$135.00	\$130.67

(item continued)

WEIGHTED AVERAGE ITEM PRICE REPORT  
BY REGION, ITEM, AND QUARTER

REGION	ITEM	CALENDAR QUARTER	NUMBER OF OCCUR'S	TOTAL QUANTITY	TOTAL DOLLARS	AVERAGE AWARDED PRICE	AVERAGE OF LOW 3 BIDDERS
N	CONSTRUCTION BARRIER CURB / LF						
	159021P	2023Q1	1	4,940.00	\$666,900	\$135.00	\$86.67
			7	25,558.00	\$2,390,900	\$93.55	\$94.87
	FLASHING ARROW BOARD, 2' X 4' / U						
	159024M	2022Q2	2	6.00	\$10,000	\$1,666.67	\$1,555.89
		2023Q1	1	4.00	\$5,200	\$1,300.00	\$600.00
			3	10.00	\$15,200	\$1,520.00	\$1,173.54
	FLASHING ARROW BOARD, 4' X 8' / U						
	159027M	2022Q2	8	41.00	\$51,006	\$1,244.05	\$1,909.63
		2022Q3	3	8.00	\$16,900	\$2,112.50	\$2,733.42
		2022Q4	4	14.00	\$8,005	\$571.79	\$1,490.77
		2023Q1	8	44.00	\$16,810	\$382.05	\$548.89
			23	107.00	\$92,721	\$866.55	\$1,356.86
	PORTABLE VARIABLE MESSAGE SIGN W/REMOTE / U						
	159029M	2023Q1	2	8.00	\$2,004	\$250.50	\$2,500.33
			2	8.00	\$2,004	\$250.50	\$2,500.33
	PORTABLE VARIABLE MESSAGE SIGN / U						
	159030M	2022Q2	9	45.00	\$192,804	\$4,284.53	\$6,090.45
		2022Q3	3	12.00	\$33,500	\$2,791.67	\$10,166.78
		2022Q4	4	17.00	\$72,005	\$4,235.59	\$5,822.25
		2023Q1	6	26.00	\$63,130	\$2,428.08	\$2,754.05
			22	100.00	\$361,439	\$3,614.39	\$5,666.55
	PORTABLE TRAILER MOUNTED CCTV CAMERA ASS / U						
	159032M	2022Q3	1	1.00	\$22,500	\$22,500.00	\$17,833.33
			1	1.00	\$22,500	\$22,500.00	\$17,833.33

WEIGHTED AVERAGE ITEM PRICE REPORT  
BY REGION, ITEM, AND QUARTER

REGION	ITEM	CALENDAR QUARTER	NUMBER OF OCCUR'S	TOTAL QUANTITY	TOTAL DOLLARS	AVERAGE AWARDED PRICE	AVERAGE OF LOW 3 BIDDERS
N	TEMPORARY CRASH CUSHION, INERTIAL BARRIE / U						
	159036M	2022Q2	1	3.00	\$34,500	\$11,500.00	\$9,658.89
			1	3.00	\$34,500	\$11,500.00	\$9,658.89
	TEMPORARY CRASH CUSHION, INERTIAL BARRIE / U						
	159042M	2022Q2	3	7.00	\$9,500	\$1,357.15	\$6,292.05
		2023Q1	1	1.00	\$3,701	\$3,701.00	\$4,400.33
			4	8.00	\$13,201	\$1,650.13	\$6,055.58
	TEMPORARY CRASH CUSHION, INERTIAL BARRIE / U						
	159048M	2022Q3	1	2.00	\$21,000	\$10,500.00	\$10,333.33
			1	2.00	\$21,000	\$10,500.00	\$10,333.33
	TEMPORARY CRASH CUSHION, INERTIAL BARRIE / U						
	159051M	2022Q2	2	10.00	\$37,000	\$3,700.00	\$7,612.67
			2	10.00	\$37,000	\$3,700.00	\$7,612.67
	TEMPORARY CRASH CUSHION, INERTIAL BARRIE / U						
	159054M	2022Q2	2	5.00	\$36,000	\$7,200.00	\$6,335.75
		2022Q3	1	1.00	\$8,000	\$8,000.00	\$8,166.67
			3	6.00	\$44,000	\$7,333.33	\$6,640.90
	TEMPORARY CRASH CUSHION, INERTIAL BARRIE / U						
	159057M	2022Q2	1	2.00	\$35,000	\$17,500.00	\$12,500.00
			1	2.00	\$35,000	\$17,500.00	\$12,500.00

WEIGHTED AVERAGE ITEM PRICE REPORT  
BY REGION, ITEM, AND QUARTER

REGION	ITEM	CALENDAR QUARTER	NUMBER OF OCCUR'S	TOTAL QUANTITY	TOTAL DOLLARS	AVERAGE AWARDED PRICE	AVERAGE OF LOW 3 BIDDERS
N	TEMP CRASH CUSHION, INERTIAL, 18 MODULES / U						
	159059M	2023Q1	1	1.00	\$6,130	\$6,130.00	\$7,876.67
			1	1.00	\$6,130	\$6,130.00	\$7,876.67
	TEMPORARY CRASH CUSHION, INERTIAL BARRIE / U						
	159060M	2023Q1	1	1.00	\$5,870	\$5,870.00	\$6,456.67
			1	1.00	\$5,870	\$5,870.00	\$6,456.67
	TRAFFIC CONTROL TRUCK WITH MOUNTED CRASH / U						
	159108M	2022Q2	9	34.00	\$470,004	\$13,823.65	\$17,209.15
		2022Q3	3	9.00	\$105,500	\$11,722.22	\$22,444.52
		2022Q4	4	15.00	\$15,004	\$1,000.27	\$8,220.45
		2023Q1	8	42.00	\$95,210	\$2,266.90	\$3,377.47
			24	100.00	\$685,718	\$6,857.18	\$10,522.72
	REMOVABLE BLACK LINE MASKING TAPE, 6" / LF						
	159114M	2022Q2	1	18,150.00	\$182	\$0.01	\$1.20
		2022Q4	1	500.00	\$2,600	\$5.20	\$3.68
			2	18,650.00	\$2,782	\$0.15	\$1.27
	REMOVABLE BLACK LINE MASKING TAPE, 8" / LF						
	159117M	2023Q1	1	2,750.00	\$13,750	\$5.00	\$3.50
			1	2,750.00	\$13,750	\$5.00	\$3.50
	TEMPORARY PAVEMENT MARKING TAPE, 4" / LF						
	159120M	2022Q2	1	24,200.00	\$242	\$0.01	\$1.33
		2022Q4	1	500.00	\$2,125	\$4.25	\$3.53
			2	24,700.00	\$2,367	\$0.10	\$1.37

WEIGHTED AVERAGE ITEM PRICE REPORT  
BY REGION, ITEM, AND QUARTER

REGION	ITEM	CALENDAR QUARTER	NUMBER OF OCCUR'S	TOTAL QUANTITY	TOTAL DOLLARS	AVERAGE AWARDED PRICE	AVERAGE OF LOW 3 BIDDERS
N	TEMPORARY PAVEMENT MARKING TAPE, 6" / LF						
	159123M	2023Q1	1	159,000.00	\$477,000	\$3.00	\$1.73
			1	159,000.00	\$477,000	\$3.00	\$1.73
	TEMPORARY TRAFFIC STRIPES, 4" / LF						
	159126M	2022Q2	1	13,400.00	\$4,690	\$0.35	\$0.43
			1	13,400.00	\$4,690	\$0.35	\$0.43
	TEMPORARY PAVEMENT MARKERS / U						
	159135M	2022Q2	1	12,000.00	\$12,000	\$1.00	\$2.57
			1	12,000.00	\$12,000	\$1.00	\$2.57
	HMA PATCH / T						
	159138M	2022Q2	7	1,128.00	\$123,222	\$109.24	\$147.21
		2022Q3	3	272.00	\$58,772	\$216.07	\$171.76
		2022Q4	3	97.00	\$35,500	\$365.98	\$175.82
		2023Q1	8	680.00	\$218,500	\$321.32	\$308.50
			21	2,177.00	\$435,994	\$200.27	\$201.93
	TRAFFIC DIRECTOR, FLAGGER / HOUR						
	159141M	2022Q2	8	4,630.00	\$147,820	\$31.93	\$55.52
		2022Q3	2	600.00	\$53,500	\$89.17	\$109.93
		2022Q4	3	3,348.00	\$390,008	\$116.49	\$123.71
		2023Q1	9	8,529.00	\$534,177	\$62.63	\$66.96
			22	17,107.00	\$1,125,505	\$65.79	\$76.48
	EMERGENCY TOWING SERVICE / U						
	159144M	2022Q2	5	67.00	\$3,210	\$47.92	\$201.68

(item continued)

WEIGHTED AVERAGE ITEM PRICE REPORT  
BY REGION, ITEM, AND QUARTER

REGION	ITEM	CALENDAR QUARTER	NUMBER OF OCCUR'S	TOTAL QUANTITY	TOTAL DOLLARS	AVERAGE AWARDED PRICE	AVERAGE OF LOW 3 BIDDERS
N	EMERGENCY TOWING SERVICE / U						
	159144M	2022Q4	1	1.00	\$0	\$0.01	\$400.34
		2023Q1	7	865.00	\$103,621	\$119.79	\$63.96
			13	933.00	\$106,831	\$114.50	\$74.21
-----							
	SCHOOL BUS SERVICE / LS						
	159170M	2022Q2	1	1.00	\$135,000	\$135,000	\$135,000
			1	1.00	\$135,000	\$135,000	\$135,000
-----							
	SNOW REMOVAL / LS						
	159190M	2022Q2	4	4.00	\$12,502	\$3,125.50	\$18,118.23
		2022Q3	1	1.00	\$2,500	\$2,500.00	\$7,833.33
		2023Q1	1	1.00	\$61,508	\$61,508.00	\$20,669.34
			6	6.00	\$76,510	\$12,751.67	\$16,829.26
-----							
	SNOW PLOWING AND SPREADING / HOUR						
	159191P	2023Q1	1	160.00	\$56,000	\$350.00	\$193.33
			1	160.00	\$56,000	\$350.00	\$193.33
-----							
	TEMP CRASH CUSH, COMP BAR, TYPE 2, NARR / U						
	159200M	2022Q2	1	2.00	\$23,000	\$11,500.00	\$15,250.51
		2022Q3	1	3.00	\$45,000	\$15,000.00	\$8,700.00
		2023Q1	1	3.00	\$113,940	\$37,980.00	\$19,993.33
			3	8.00	\$181,940	\$22,742.50	\$14,572.63
-----							
	TEMP CRASH CUSH, COMP, TYPE 3, NARROW / U						
	159212M	2022Q2	3	10.00	\$255,500	\$25,550.00	\$18,316.67

(item continued)

WEIGHTED AVERAGE ITEM PRICE REPORT  
BY REGION, ITEM, AND QUARTER

REGION	ITEM	CALENDAR QUARTER	NUMBER OF OCCUR'S	TOTAL QUANTITY	TOTAL DOLLARS	AVERAGE AWARDED PRICE	AVERAGE OF LOW 3 BIDDERS
N	TEMP CRASH CUSH, COMP, TYPE 3, NARROW / U						
	159212M	2023Q1	1	1.00	\$43,151	\$43,151.00	\$22,050.33
			4	11.00	\$298,651	\$27,150.09	\$18,656.09
	-----						
	CONSTRUCTION ID SIGN, IIJA 6' X 4' / U						
	159260M	2023Q1	1	2.00	\$2,330	\$1,165.00	\$1,105.00
			1	2.00	\$2,330	\$1,165.00	\$1,105.00
	-----						
	TRAFFIC STRIPES, LATEX, 4" / LF						
	159300M	2022Q2	6	606,546.00	\$260,679	\$0.43	\$0.32
		2022Q3	1	31,300.00	\$8,451	\$0.27	\$0.29
		2022Q4	2	587,960.00	\$171,600	\$0.29	\$0.45
		2023Q1	9	1,391,045.00	\$394,010	\$0.28	\$0.33
			18	2,616,851.00	\$834,740	\$0.32	\$0.35
	-----						
	TRAFFIC STRIPES, LATEX, 6" / LF						
	159301M	2022Q2	1	5,000.00	\$5,000	\$1.00	\$0.78
		2022Q3	1	190,800.00	\$59,148	\$0.31	\$0.33
		2022Q4	1	308,000.00	\$144,760	\$0.47	\$0.43
		2023Q1	3	79,000.00	\$23,875	\$0.30	\$0.28
			6	582,800.00	\$232,783	\$0.40	\$0.38
	-----						
	TRAFFIC STRIPES, LATEX, 8" / LF						
	159302M	2022Q3	2	5,500.00	\$855	\$0.16	\$0.21
		2022Q4	2	24,970.00	\$1,089	\$0.04	\$0.05
		2023Q1	5	53,532.00	\$535	\$0.01	\$0.01
			9	84,002.00	\$2,479	\$0.03	\$0.03
	-----						

WEIGHTED AVERAGE ITEM PRICE REPORT  
BY REGION, ITEM, AND QUARTER

REGION	ITEM	CALENDAR QUARTER	NUMBER OF OCCUR'S	TOTAL QUANTITY	TOTAL DOLLARS	AVERAGE AWARDED PRICE	AVERAGE OF LOW 3 BIDDERS
N	TRAFFIC MARKINGS LINES, LATEX, 4" / LF						
	159310M	2023Q1	2	1,000.00	\$1,050	\$1.05	\$0.70
			2	1,000.00	\$1,050	\$1.05	\$0.70
	TRAFFIC MARKINGS LINES, LATEX, 8" / LF						
	159312M	2022Q2	4	32,904.00	\$12,546	\$0.38	\$0.19
		2022Q3	1	10,200.00	\$102	\$0.01	\$0.09
		2022Q4	2	1,660.00	\$1,872	\$1.13	\$0.72
		2023Q1	7	26,782.00	\$5,168	\$0.19	\$0.15
			14	71,546.00	\$19,687	\$0.28	\$0.17
	TRAFFIC MARKINGS LINES, LATEX, 12" / LF						
	159313M	2023Q1	1	400.00	\$252	\$0.63	\$0.63
			1	400.00	\$252	\$0.63	\$0.63
	TRAFFIC MARKINGS LINES, LATEX, 24" / LF						
	159314M	2022Q2	4	13,350.00	\$19,095	\$1.43	\$1.77
		2022Q3	2	4,500.00	\$2,007	\$0.45	\$0.75
		2022Q4	3	1,760.00	\$1,860	\$1.06	\$0.84
		2023Q1	7	28,865.00	\$18,785	\$0.65	\$0.50
			16	48,475.00	\$41,747	\$0.86	\$0.88
	TRAFFIC MARKINGS SYMBOLS, LATEX / SF						
	159320M	2022Q2	2	2,448.00	\$7,514	\$3.07	\$3.28
		2022Q3	2	3,740.00	\$5,323	\$1.42	\$1.40
		2022Q4	1	300.00	\$1,320	\$4.40	\$2.81
		2023Q1	7	13,264.00	\$12,253	\$0.92	\$0.65
			12	19,752.00	\$26,410	\$1.34	\$1.15



WEIGHTED AVERAGE ITEM PRICE REPORT  
BY REGION, ITEM, AND QUARTER

REGION	ITEM	CALENDAR QUARTER	NUMBER OF OCCUR'S	TOTAL QUANTITY	TOTAL DOLLARS	AVERAGE AWARDED PRICE	AVERAGE OF LOW 3 BIDDERS
N	FUEL PRICE ADJUSTMENT / DOLL						
	160004M	2022Q2	9	1,508.00	\$199,800	\$132.49	\$8,402.19
		2022Q3	3	3.00	\$30,400	\$10,133.33	\$10,133.33
		2022Q4	4	4.00	\$19,100	\$4,775.00	\$5,769.44
		2023Q1	6	187,903.00	\$203,100	\$1.08	\$1.08
			22	189,418.00	\$452,400	\$2.39	\$68.25
	ASPHALT PRICE ADJUSTMENT / DOLL						
	160007M	2022Q2	8	8.00	\$391,100	\$48,887.50	\$50,257.74
		2022Q3	3	3.00	\$70,100	\$23,366.67	\$23,366.67
		2022Q4	3	3.00	\$76,300	\$25,433.33	\$25,433.33
		2023Q1	6	695,103.00	\$732,400	\$1.05	\$1.05
			20	695,117.00	\$1,269,900	\$1.83	\$1.84
	STEEL PRICE ADJUSTMENT / DOLL						
	160009M	2023Q1	1	1.00	\$50,000	\$50,000.00	\$50,000.00
			1	1.00	\$50,000	\$50,000.00	\$50,000.00
	FINAL CLEANUP / LS						
	161003P	2022Q2	9	9.00	\$101,500	\$11,277.78	\$13,209.30
		2022Q3	3	3.00	\$9,500	\$3,166.67	\$11,866.63
		2022Q4	4	4.00	\$85,500	\$21,375.00	\$10,358.56
		2023Q1	6	6.00	\$68,031	\$11,338.50	\$6,918.17
			22	22.00	\$264,531	\$12,024.14	\$10,792.13
	VIBRATION MONITORING / LS						
	162006P	2022Q2	3	3.00	\$140,000	\$46,666.67	\$76,439.98
		2022Q3	1	1.00	\$50,000	\$50,000.00	\$42,666.67
			4	4.00	\$190,000	\$47,500.00	\$67,996.65

WEIGHTED AVERAGE ITEM PRICE REPORT  
BY REGION, ITEM, AND QUARTER

REGION	ITEM	CALENDAR QUARTER	NUMBER OF OCCUR'S	TOTAL QUANTITY	TOTAL DOLLARS	AVERAGE AWARDED PRICE	AVERAGE OF LOW 3 BIDDERS
N	CLEARING SITE / LS						
	201003P	2022Q2	9	9.00	\$1,030,000	\$114,444	\$118,167
		2022Q3	3	3.00	\$203,000	\$67,666.67	\$70,722.22
		2022Q4	4	4.00	\$152,500	\$38,125.00	\$44,041.67
		2023Q1	8	8.00	\$271,876	\$33,984.50	\$62,280.55
			24	24.00	\$1,657,376	\$69,057.33	\$81,253.34
	CLEARING SITE, BRIDGE ( ) / LS						
	201006P	2022Q2	3	3.00	\$1,337,000	\$445,667	\$561,000
		2022Q3	1	1.00	\$500,000	\$500,000	\$563,245
		2023Q1	1	1.00	\$1,900,000	\$1,900,000	\$2,928,000
			5	5.00	\$3,737,000	\$747,400	\$1,034,849
	CLEARING SITE, STRUCTURE ( ) / LS						
	201009P	2022Q4	1	1.00	\$6,000	\$6,000.00	\$16,686.67
		2023Q1	1	1.00	\$243,073	\$243,073	\$154,358
			2	2.00	\$249,073	\$124,537	\$85,522.17
	RESET MONITORING WELL BOX / U						
	201020M	2022Q2	1	3.00	\$3,000	\$1,000.00	\$1,100.00
			1	3.00	\$3,000	\$1,000.00	\$1,100.00
	ASBESTOS REMOVAL, BRIDGE NO. / LS						
	201037P	2023Q1	1	1.00	\$15,672	\$15,672.00	\$21,890.67
			1	1.00	\$15,672	\$15,672.00	\$21,890.67
	TEMPORARY SHIELDING / LS						
	201039P	2022Q2	2	2.00	\$755,000	\$377,500	\$586,183

(item continued)

WEIGHTED AVERAGE ITEM PRICE REPORT  
BY REGION, ITEM, AND QUARTER

REGION	ITEM	CALENDAR QUARTER	NUMBER OF OCCUR'S	TOTAL QUANTITY	TOTAL DOLLARS	AVERAGE AWARDED PRICE	AVERAGE OF LOW 3 BIDDERS
N	TEMPORARY SHIELDING / LS						
	201039P	2022Q4	10	10.00	\$0	\$0.01	\$93.67
		2023Q1	1	1.00	\$1,377,758	\$1,377,758	\$3,051,981
			13	13.00	\$2,132,758	\$164,058	\$325,022
-----							
	STRIPPING / ACRE						
	202003P	2022Q2	4	5.00	\$66,000	\$13,200.00	\$15,996.92
		2022Q3	2	2.00	\$27,000	\$13,500.00	\$12,111.21
			6	7.00	\$93,000	\$13,285.71	\$14,886.71
-----							
	EXCAVATION, TEST PIT / CY						
	202006M	2022Q2	7	670.00	\$91,780	\$136.99	\$205.47
		2022Q3	2	130.00	\$34,000	\$261.54	\$289.20
			9	800.00	\$125,780	\$157.23	\$219.07
-----							
	EXCAVATION, UNCLASSIFIED / CY						
	202009P	2022Q2	14	26,325.00	\$4,030,712	\$153.11	\$135.70
		2022Q3	3	5,064.00	\$412,345	\$81.43	\$69.55
		2022Q4	2	250.00	\$12,910	\$51.64	\$94.53
		2023Q1	5	2,865.00	\$12,125	\$4.23	\$5.88
			24	34,504.00	\$4,468,092	\$129.49	\$114.91
-----							
	EXCAVATION, REGULATED MATERIAL / CY						
	202015P	2022Q2	1	7,450.00	\$417,200	\$56.00	\$62.00
		2023Q1	4	4,083.00	\$329,440	\$80.69	\$51.93
			5	11,533.00	\$746,640	\$64.74	\$58.44
-----							
	REMOVAL OF PAVEMENT / SY						
	202021P	2022Q2	7	44,213.00	\$1,407,880	\$31.84	\$34.95

(item continued)

WEIGHTED AVERAGE ITEM PRICE REPORT  
BY REGION, ITEM, AND QUARTER

REGION	ITEM	CALENDAR QUARTER	NUMBER OF OCCUR'S	TOTAL QUANTITY	TOTAL DOLLARS	AVERAGE AWARDED PRICE	AVERAGE OF LOW 3 BIDDERS
N	REMOVAL OF PAVEMENT / SY						
	202021P	2022Q3	2	8,370.00	\$308,275	\$36.83	\$36.85
		2022Q4	1	89.00	\$7,120	\$80.00	\$83.83
		2023Q1	2	6,239.00	\$291,725	\$46.76	\$44.96
			12	58,911.00	\$2,015,000	\$34.20	\$36.35
	DISPOSAL OF REGULATED MATERIAL / T						
	202024M	2022Q2	1	13,075.00	\$719,125	\$55.00	\$66.00
		2023Q1	1	6,389.00	\$332,228	\$52.00	\$46.00
			2	19,464.00	\$1,051,353	\$54.02	\$59.44
	LINE DRILLING / SY						
	202070M	2022Q2	1	250.00	\$50,000	\$200.00	\$259.47
			1	250.00	\$50,000	\$200.00	\$259.47
	ROCK BOLT / U						
	202102P	2022Q2	1	25.00	\$125,000	\$5,000.00	\$7,537.92
			1	25.00	\$125,000	\$5,000.00	\$7,537.92
	BREAKING PAVEMENT / SY						
	203003P	2022Q2	1	1,131.00	\$22,620	\$20.00	\$11.00
			1	1,131.00	\$22,620	\$20.00	\$11.00
	I-9 SOIL AGGREGATE / CY						
	203009P	2022Q2	1	2,037.00	\$122,220	\$60.00	\$66.08
		2023Q1	1	292.00	\$46,428	\$159.00	\$115.00
			2	2,329.00	\$168,648	\$72.41	\$72.21

WEIGHTED AVERAGE ITEM PRICE REPORT  
BY REGION, ITEM, AND QUARTER

REGION	ITEM	CALENDAR QUARTER	NUMBER OF OCCUR'S	TOTAL QUANTITY	TOTAL DOLLARS	AVERAGE AWARDED PRICE	AVERAGE OF LOW 3 BIDDERS
N	I-10 SOIL AGGREGATE / CY						
	203012P	2022Q2	1	50.00	\$15,000	\$300.00	\$180.00
			1	50.00	\$15,000	\$300.00	\$180.00
	I-14 SOIL AGGREGATE / CY						
	203021P	2022Q2	2	6,440.00	\$13,793	\$2.14	\$20.62
		2022Q3	1	1,148.00	\$11,480	\$10.00	\$11.17
		2022Q4	2	31.00	\$4,460	\$143.87	\$112.99
			5	7,619.00	\$29,733	\$3.90	\$19.57
	GEOTEXTILE / SY						
	203040M	2022Q2	1	17,275.00	\$51,825	\$3.00	\$2.75
		2022Q3	1	3,854.00	\$8,093	\$2.10	\$3.20
		2023Q1	2	1,000.00	\$1,000	\$1.00	\$1.00
			4	22,129.00	\$60,918	\$2.75	\$2.75
	GEOTEXTILE, ROADWAY STABILIZATION / SY						
	203041P	2022Q2	2	1,788.00	\$8,470	\$4.74	\$4.94
		2022Q3	1	4,394.00	\$13,182	\$3.00	\$1.60
		2023Q1	1	6,096.00	\$6,096	\$1.00	\$2.00
			4	12,278.00	\$27,748	\$2.26	\$2.29
	CONTROLLED LOW STRENGTH MATERIAL / CY						
	203050M	2022Q2	1	140.00	\$140	\$1.00	\$167.00
		2022Q3	2	580.00	\$35,750	\$61.64	\$194.23
			3	720.00	\$35,890	\$49.85	\$188.94
	FLOWABLE CONCRETE FILL / CY						
	203054M	2022Q2	1	112.00	\$33,600	\$300.00	\$338.33
			1	112.00	\$33,600	\$300.00	\$338.33

WEIGHTED AVERAGE ITEM PRICE REPORT  
BY REGION, ITEM, AND QUARTER

REGION	ITEM	CALENDAR QUARTER	NUMBER OF OCCUR'S	TOTAL QUANTITY	TOTAL DOLLARS	AVERAGE AWARDED PRICE	AVERAGE OF LOW 3 BIDDERS
N	LIGHTWEIGHT SOIL AGGREGATE / CY						
	203056P	2022Q2	1	2,200.00	\$330,000	\$150.00	\$130.00
			1	2,200.00	\$330,000	\$150.00	\$130.00
-----							
	SUBBASE / CY						
	301006P	2022Q2	4	2,641.00	\$200,940	\$76.08	\$81.03
		2022Q3	1	92.00	\$13,800	\$150.00	\$100.60
		2022Q4	2	45.00	\$6,900	\$153.33	\$116.19
		2023Q1	1	63.00	\$9,639	\$153.00	\$126.33
			8	2,841.00	\$231,279	\$81.41	\$83.22
-----							
	SOIL AGGREGATE BASE COURSE, 6" THICK / SY						
	302012P	2023Q1	1	42.00	\$1,008	\$24.00	\$43.00
			1	42.00	\$1,008	\$24.00	\$43.00
-----							
	DENSE-GRADED AGGREGATE BASE COURSE, 4" T / SY						
	302033P	2022Q2	1	2,401.00	\$43,218	\$18.00	\$20.73
			1	2,401.00	\$43,218	\$18.00	\$20.73
-----							
	DENSE-GRADED AGGREGATE BASE COURSE, 6" T / SY						
	302036P	2022Q2	2	12,501.00	\$109,808	\$8.78	\$13.91
		2022Q3	1	1,454.00	\$39,985	\$27.50	\$17.70
		2023Q1	1	194.00	\$1,940	\$10.00	\$10.17
			4	14,149.00	\$151,733	\$10.72	\$14.25
-----							
	DENSE-GRADED AGGREGATE BASE COURSE, 8" T / SY						
	302042P	2022Q2	3	6,755.00	\$144,977	\$21.46	\$22.50

(item continued)

WEIGHTED AVERAGE ITEM PRICE REPORT  
BY REGION, ITEM, AND QUARTER

REGION	ITEM	CALENDAR QUARTER	NUMBER OF OCCUR'S	TOTAL QUANTITY	TOTAL DOLLARS	AVERAGE AWARDED PRICE	AVERAGE OF LOW 3 BIDDERS
N	DENSE-GRADED AGGREGATE BASE COURSE, 8" T / SY						
	302042P	2022Q3	1	3,659.00	\$75,010	\$20.50	\$16.17
		2022Q4	2	207.00	\$8,280	\$40.00	\$50.84
		2023Q1	1	4,799.00	\$76,784	\$16.00	\$18.67
			7	15,420.00	\$305,051	\$19.78	\$20.18
	DENSE-GRADED AGGREGATE BASE COURSE, 12" / SY						
	302048P	2022Q2	2	24,354.00	\$323,482	\$13.28	\$14.86
		2022Q3	1	3,381.00	\$202,860	\$60.00	\$36.73
			3	27,735.00	\$526,342	\$18.98	\$17.53
	DENSE-GRADED AGGREGATE BASE COURSE, VARI / CY						
	302051P	2022Q2	4	835.00	\$77,620	\$92.96	\$76.67
		2022Q3	2	458.00	\$25,593	\$55.88	\$53.70
		2022Q4	2	140.00	\$25,600	\$182.86	\$94.29
		2023Q1	6	1,010.00	\$16,100	\$15.94	\$10.80
			14	2,443.00	\$144,913	\$59.32	\$46.14
	COARSE AGGREGATE, SIZE NO. 57 / CY						
	302060P	2022Q2	5	409.00	\$17,760	\$43.42	\$62.10
		2022Q3	1	360.00	\$10,800	\$30.00	\$67.33
		2023Q1	2	250.00	\$2,500	\$10.00	\$5.83
			8	1,019.00	\$31,060	\$30.48	\$50.14
	CONCRETE BASE COURSE, 8" THICK / SY						
	304003P	2022Q2	1	69.00	\$15,525	\$225.00	\$234.09
			1	69.00	\$15,525	\$225.00	\$234.09

WEIGHTED AVERAGE ITEM PRICE REPORT  
BY REGION, ITEM, AND QUARTER

REGION	ITEM	CALENDAR QUARTER	NUMBER OF OCCUR'S	TOTAL QUANTITY	TOTAL DOLLARS	AVERAGE AWARDED PRICE	AVERAGE OF LOW 3 BIDDERS
N	CONCRETE BASE COURSE, 10" THICK / SY						
	304009P	2022Q2	3	765.00	\$226,940	\$296.65	\$281.11
			3	765.00	\$226,940	\$296.65	\$281.11
	HMA MILLING, 3" OR LESS / SY						
	401009P	2022Q2	9	513,650.00	\$2,793,645	\$5.44	\$6.75
		2022Q3	2	29,849.00	\$296,378	\$9.93	\$10.78
		2022Q4	3	27,464.00	\$379,456	\$13.82	\$12.28
		2023Q1	6	1,187,886.00	\$2,775,879	\$2.34	\$2.62
			20	1,758,849.00	\$6,245,359	\$3.55	\$4.12
	HMA MILLING, MORE THAN 3" TO 6" / SY						
	401012P	2022Q2	4	19,941.00	\$123,288	\$6.18	\$8.87
		2022Q3	2	9,715.00	\$131,221	\$13.51	\$16.98
		2023Q1	2	50,000.00	\$500	\$0.01	\$0.04
			8	79,656.00	\$255,009	\$3.20	\$4.32
	HMA MILLING, MORE THAN 6" TO 9" / SY						
	401014P	2022Q2	1	38.00	\$418	\$11.00	\$16.33
			1	38.00	\$418	\$11.00	\$16.33
	CONCRETE MILLING / SY						
	401015P	2022Q2	2	28,600.00	\$75,000	\$2.62	\$10.12
		2022Q3	1	100.00	\$2,000	\$20.00	\$22.33
		2023Q1	5	10,500.00	\$3,590	\$0.34	\$1.04
			8	39,200.00	\$80,590	\$2.06	\$7.72
	MICRO-MILLING / SY						
	401017P	2022Q2	1	100,100.00	\$615,615	\$6.15	\$6.25

(item continued)



WEIGHTED AVERAGE ITEM PRICE REPORT  
BY REGION, ITEM, AND QUARTER

REGION	ITEM	CALENDAR QUARTER	NUMBER OF OCCUR'S	TOTAL QUANTITY	TOTAL DOLLARS	AVERAGE AWARDED PRICE	AVERAGE OF LOW 3 BIDDERS
N	MICRO-MILLING / SY						
	401017P	2022Q3	1	19,214.00	\$108,559	\$5.65	\$5.43
		2022Q4	2	13,636.00	\$137,400	\$10.08	\$11.04
		2023Q1	2	29,448.00	\$160,884	\$5.46	\$5.45
			6	162,398.00	\$1,022,458	\$6.30	\$6.41
	HOT MIX ASPHALT PAVEMENT REPAIR / SY						
	401021M	2022Q2	5	5,510.00	\$70,100	\$12.72	\$48.10
		2022Q3	3	355.00	\$27,500	\$77.46	\$157.68
		2022Q4	2	827.00	\$89,294	\$107.97	\$65.99
		2023Q1	7	4,869.00	\$165,190	\$33.93	\$19.00
			17	11,561.00	\$352,084	\$30.45	\$40.49
	SEALING OF CRACKS IN HOT MIX ASPHALT SUR / LF						
	401024M	2022Q2	1	1,000.00	\$1,000	\$1.00	\$2.33
		2022Q3	1	5,000.00	\$50	\$0.01	\$0.41
		2023Q1	3	5,500.00	\$545	\$0.10	\$0.17
			5	11,500.00	\$1,595	\$0.14	\$0.46
	POLYMERIZED JOINT ADHESIVE / LF						
	401027M	2022Q2	8	664,348.00	\$375,714	\$0.57	\$0.49
		2022Q3	3	61,550.00	\$93,153	\$1.51	\$0.96
		2022Q4	3	67,297.00	\$116,238	\$1.73	\$3.02
		2023Q1	6	984,061.00	\$134,797	\$0.14	\$0.19
			20	1,777,256.00	\$719,901	\$0.41	\$0.44
	TACK COAT / GAL						
	401030M	2022Q2	9	106,827.00	\$35,530	\$0.33	\$2.77
		2022Q3	3	28,592.00	\$41,771	\$1.46	\$1.19

(item continued)

WEIGHTED AVERAGE ITEM PRICE REPORT  
BY REGION, ITEM, AND QUARTER

REGION	ITEM	CALENDAR QUARTER	NUMBER OF OCCUR'S	TOTAL QUANTITY	TOTAL DOLLARS	AVERAGE AWARDED PRICE	AVERAGE OF LOW 3 BIDDERS
N	TACK COAT / GAL						
	401030M	2022Q4	4	205,394.00	\$9,235	\$0.04	\$0.08
		2023Q1	8	192,129.00	\$118,109	\$0.61	\$0.25
			24	532,942.00	\$204,645	\$0.38	\$0.74
	PRIME COAT / GAL						
	401036M	2022Q2	6	15,767.00	\$158	\$0.01	\$0.12
		2022Q3	2	2,114.00	\$21	\$0.01	\$0.07
		2022Q4	1	3,910.00	\$39	\$0.01	\$0.01
		2023Q1	1	1,300.00	\$7,800	\$6.00	\$2.34
			10	23,091.00	\$8,018	\$0.35	\$0.22
	HOT MIX ASPHALT 9.5 M 64 SURFACE COURSE / T						
	401042M	2022Q2	1	50.00	\$8,250	\$165.00	\$217.73
		2023Q1	2	5,100.00	\$629,670	\$123.46	\$122.93
			3	5,150.00	\$637,920	\$123.87	\$123.85
	HOT MIX ASPHALT 9.5 ME SURFACE COURSE / T						
	401049M	2022Q2	1	1,628.00	\$268,620	\$165.00	\$165.07
		2022Q4	1	1,684.00	\$362,060	\$215.00	\$179.08
		2023Q1	2	5,000.00	\$649,875	\$129.98	\$128.67
			4	8,312.00	\$1,280,555	\$154.06	\$146.01
	HOT MIX ASPHALT 12.5 M 64 SURFACE COURSE / T						
	401054M	2022Q2	6	22,048.00	\$2,647,283	\$120.07	\$129.94
		2022Q3	2	4,900.00	\$629,970	\$128.57	\$143.14
		2022Q4	2	1,628.00	\$342,714	\$210.51	\$190.17
		2023Q1	5	68,328.00	\$6,848,755	\$100.23	\$100.01
			15	96,904.00	\$10,468,722	\$108.03	\$110.52

WEIGHTED AVERAGE ITEM PRICE REPORT  
BY REGION, ITEM, AND QUARTER

REGION	ITEM	CALENDAR QUARTER	NUMBER OF OCCUR'S	TOTAL QUANTITY	TOTAL DOLLARS	AVERAGE AWARDED PRICE	AVERAGE OF LOW 3 BIDDERS
N	HMA 12.5 M E SURFACE COURSE / T						
	401061M	2022Q2	4	14,694.00	\$1,849,680	\$125.88	\$137.53
		2023Q1	4	13,339.00	\$1,780,533	\$133.48	\$135.50
			8	28,033.00	\$3,630,213	\$129.50	\$136.57
-----							
	HOT MIX ASPHALT 12.5 M 64 INTERMEDIATE C / T						
	401072M	2022Q2	2	907.00	\$129,975	\$143.30	\$156.87
		2022Q3	1	2,998.00	\$382,245	\$127.50	\$136.13
		2022Q4	1	12.00	\$3,420	\$285.00	\$257.42
		2023Q1	2	2,500.00	\$212,500	\$85.00	\$97.35
			6	6,417.00	\$728,140	\$113.47	\$124.18
-----							
	HMA 12.5 M E INTERMEDIATE COURSE / T						
	401079M	2022Q2	2	4,101.00	\$449,010	\$109.49	\$144.02
		2022Q3	1	2,698.00	\$410,096	\$152.00	\$145.67
			3	6,799.00	\$859,106	\$126.36	\$144.67
-----							
	HOT MIX ASPHALT 19 M 64 INTERMEDIATE COU / T						
	401084M	2022Q2	1	784.00	\$117,600	\$150.00	\$163.97
		2023Q1	1	281.00	\$45,522	\$162.00	\$155.00
			2	1,065.00	\$163,122	\$153.17	\$161.60
-----							
	HOT MIX ASPHALT 19 M 76 INTERMEDIATE COU / T						
	401090M	2023Q1	1	602.00	\$107,156	\$178.00	\$174.67
			1	602.00	\$107,156	\$178.00	\$174.67
-----							
	HOT MIX ASPHALT 19 M 64 BASE COURSE / T						
	401096M	2022Q4	1	7.00	\$1,995	\$285.00	\$282.42
			1	7.00	\$1,995	\$285.00	\$282.42
-----							

WEIGHTED AVERAGE ITEM PRICE REPORT  
BY REGION, ITEM, AND QUARTER

REGION	ITEM	CALENDAR QUARTER	NUMBER OF OCCUR'S	TOTAL QUANTITY	TOTAL DOLLARS	AVERAGE AWARDED PRICE	AVERAGE OF LOW 3 BIDDERS
N	HOT MIX ASPHALT 25 M 64 BASE COURSE / T						
	401099M	2022Q2	5	21,258.00	\$2,202,522	\$103.61	\$127.55
		2022Q3	2	3,637.00	\$594,270	\$163.40	\$153.74
		2022Q4	1	80.00	\$20,000	\$250.00	\$228.33
		2023Q1	3	3,311.00	\$460,138	\$138.97	\$137.61
			11	28,286.00	\$3,276,930	\$115.85	\$132.38
-----							
	CORE SAMPLES, HOT MIX ASPHALT / U						
	401108M	2022Q2	8	665.00	\$126,925	\$190.86	\$193.18
		2022Q3	3	115.00	\$20,100	\$174.78	\$154.38
		2022Q4	3	125.00	\$15,500	\$124.00	\$187.07
		2023Q1	6	845.00	\$91,520	\$108.31	\$76.84
			20	1,750.00	\$254,045	\$145.17	\$134.02
-----							
	HMA LONGITUDINAL JOINT REPAIR / SY						
	401113M	2022Q4	1	100.00	\$20,556	\$205.56	\$205.56
		2023Q1	1	300.00	\$6,000	\$20.00	\$10.08
			2	400.00	\$26,556	\$66.39	\$58.95
-----							
	ULTRA-THIN FRICTION COURSE / T						
	403003M	2023Q1	1	9,756.00	\$1,443,888	\$148.00	\$153.20
			1	9,756.00	\$1,443,888	\$148.00	\$153.20
-----							
	POLYMER MODIFIED TACK COAT / GAL						
	403005M	2022Q2	1	95,500.00	\$9,550	\$0.10	\$2.24
		2023Q1	1	52,499.00	\$525	\$0.01	\$4.74
			2	147,999.00	\$10,075	\$0.07	\$3.12
-----							

WEIGHTED AVERAGE ITEM PRICE REPORT  
BY REGION, ITEM, AND QUARTER

REGION	ITEM	CALENDAR QUARTER	NUMBER OF OCCUR'S	TOTAL QUANTITY	TOTAL DOLLARS	AVERAGE AWARDED PRICE	AVERAGE OF LOW 3 BIDDERS
N	STONE MATRIX ASPHALT 12.5 MM SURFACE COU / T						
	404006M	2022Q2	2	37,058.00	\$5,577,770	\$150.51	\$168.73
		2022Q3	1	1,307.00	\$274,470	\$210.00	\$196.67
		2023Q1	5	45,518.00	\$5,969,341	\$131.14	\$136.05
			8	83,883.00	\$11,821,581	\$140.93	\$151.43
	-----						
	UNDERLAYER PREPARATION / SY						
	405003P	2022Q2	1	338.00	\$676	\$2.00	\$5.70
			1	338.00	\$676	\$2.00	\$5.70
	-----						
	HIGH PERFORMANCE THIN OVERLAY / T						
	406005M	2022Q2	1	22,800.00	\$3,361,860	\$147.45	\$165.37
		2022Q3	1	7,200.00	\$1,220,760	\$169.55	\$168.05
		2022Q4	1	18,600.00	\$2,783,490	\$149.65	\$166.72
		2023Q1	1	77.00	\$49,896	\$648.00	\$597.67
			4	48,677.00	\$7,416,006	\$152.35	\$166.96
	-----						
	BINDER RICH INTERMEDIATE COURSE, 4.75MM / T						
	407010M	2022Q2	1	8,048.00	\$2,655,840	\$330.00	\$296.67
		2022Q3	1	802.00	\$232,580	\$290.00	\$271.67
			2	8,850.00	\$2,888,420	\$326.38	\$294.40
	-----						
	MICROPAVING JOINTS / LF						
	421007M	2022Q3	1	34,700.00	\$237,695	\$6.85	\$5.70
		2023Q1	2	69,809.00	\$372,170	\$5.33	\$6.31
			3	104,509.00	\$609,865	\$5.84	\$6.11
	-----						
	SLURRY SEAL AGGREGATE, TYPE II / T						
	421010M	2022Q4	1	3,797.00	\$605,584	\$159.49	\$117.00

(item continued)

WEIGHTED AVERAGE ITEM PRICE REPORT  
BY REGION, ITEM, AND QUARTER

REGION	ITEM	CALENDAR QUARTER	NUMBER OF OCCUR'S	TOTAL QUANTITY	TOTAL DOLLARS	AVERAGE AWARDED PRICE	AVERAGE OF LOW 3 BIDDERS
N	SLURRY SEAL AGGREGATE, TYPE II / T						
	421010M	2023Q1	1	1,138.00	\$147,849	\$129.92	\$129.92
			2	4,935.00	\$753,432	\$152.67	\$119.98
-----							
	SLURRY SEAL EMULSION / GAL						
	421011M	2022Q4	1	104,198.00	\$1,492,115	\$14.32	\$11.62
		2023Q1	1	33,381.00	\$413,257	\$12.38	\$12.38
			2	137,579.00	\$1,905,372	\$13.85	\$11.81
-----							
	FOG SEAL STRIP / LF						
	422004M	2022Q2	1	15,800.00	\$79,000	\$5.00	\$3.90
		2022Q3	1	650.00	\$7,150	\$11.00	\$5.35
			2	16,450.00	\$86,150	\$5.24	\$3.96
-----							
	CHIP SEAL PG88-22FR / SY						
	424110M	2022Q3	1	16,200.00	\$172,206	\$10.63	\$12.61
		2022Q4	1	153,765.00	\$1,064,054	\$6.92	\$6.92
		2023Q1	2	25,500.00	\$426,802	\$16.74	\$15.40
			4	195,465.00	\$1,663,062	\$8.51	\$8.50
-----							
	SCRUB SEAL / SY						
	425001M	2022Q4	1	153,765.00	\$1,064,054	\$6.92	\$6.92
		2023Q1	1	111,194.00	\$769,462	\$6.92	\$6.92
			2	264,959.00	\$1,833,516	\$6.92	\$6.92
-----							
	PARTIAL DEPTH CONCRETE REPAIR / SY						
	452003M	2023Q1	1	12.00	\$12,408	\$1,034.00	\$944.67
			1	12.00	\$12,408	\$1,034.00	\$944.67
-----							

WEIGHTED AVERAGE ITEM PRICE REPORT  
BY REGION, ITEM, AND QUARTER

REGION	ITEM	CALENDAR QUARTER	NUMBER OF OCCUR'S	TOTAL QUANTITY	TOTAL DOLLARS	AVERAGE AWARDED PRICE	AVERAGE OF LOW 3 BIDDERS
N	PARTIAL DEPTH CONCRETE REPAIR, HOT APPL / SY						
	452004M	2022Q2	1	223.00	\$263,140	\$1,180.00	\$1,529.75
			1	223.00	\$263,140	\$1,180.00	\$1,529.75
	FULL DEPTH CONCRETE PAVEMENT REPAIR, CON / SY						
	453005M	2023Q1	1	247.00	\$419,653	\$1,699.00	\$858.00
			1	247.00	\$419,653	\$1,699.00	\$858.00
	FULL DEPTH CONCRETE PAVEMENT REPAIR, HMA / SY						
	453006M	2022Q2	1	6,800.00	\$6,800	\$1.00	\$54.00
		2022Q3	1	50.00	\$7,000	\$140.00	\$88.33
		2022Q4	1	50.00	\$25,000	\$500.00	\$500.00
		2023Q1	7	1,215.00	\$88,250	\$72.63	\$48.91
			10	8,115.00	\$127,050	\$15.66	\$56.20
	FULL DEPTH CONCRETE PAVEMENT REPAIR, PRE / SY						
	453013M	2022Q2	1	180.00	\$411,300	\$2,285.00	\$1,949.35
			1	180.00	\$411,300	\$2,285.00	\$1,949.35
	CLEANING AND SEALING JOINTS AND CRACKS I / LF						
	456006M	2022Q2	1	135,000.00	\$587,250	\$4.35	\$3.57
		2022Q3	1	2,000.00	\$3,500	\$1.75	\$3.58
			2	137,000.00	\$590,750	\$4.31	\$3.57
	TEMPORARY SHEETING / SF						
	501003P	2022Q2	7	14,594.00	\$73,785	\$5.06	\$26.83
		2022Q3	1	8,540.00	\$85	\$0.01	\$1.01

(item continued)

WEIGHTED AVERAGE ITEM PRICE REPORT  
BY REGION, ITEM, AND QUARTER

REGION	ITEM	CALENDAR QUARTER	NUMBER OF OCCUR'S	TOTAL QUANTITY	TOTAL DOLLARS	AVERAGE AWARDED PRICE	AVERAGE OF LOW 3 BIDDERS
N	TEMPORARY SHEETING / SF						
	501003P	2023Q1	4	7,636.00	\$1,143,222	\$149.71	\$102.25
			12	30,770.00	\$1,217,092	\$39.55	\$38.38
	PERMANENT SHEETING / SF						
	501006P	2022Q2	1	1,734.00	\$346,800	\$200.00	\$203.33
			1	1,734.00	\$346,800	\$200.00	\$203.33
	TEMPORARY COFFERDAM / LS						
	501009P	2022Q2	1	1.00	\$1,325,000	\$1,325,000	\$1,664,431
			1	1.00	\$1,325,000	\$1,325,000	\$1,664,431
	FURNISHING EQUIPMENT FOR DRIVING PILES / LS						
	502003P	2022Q2	1	1.00	\$150,000	\$150,000	\$216,000
			1	1.00	\$150,000	\$150,000	\$216,000
	TEST PILE, FURNISHED / LF						
	502009M	2022Q2	1	614.00	\$61,400	\$100.00	\$165.00
			1	614.00	\$61,400	\$100.00	\$165.00
	TEST PILE, DRIVEN / LF						
	502012M	2022Q2	1	614.00	\$92,100	\$150.00	\$101.67
			1	614.00	\$92,100	\$150.00	\$101.67
	DYNAMIC PILE LOAD TEST / U						
	502018M	2022Q2	1	9.00	\$27,000	\$3,000.00	\$3,683.33
			1	9.00	\$27,000	\$3,000.00	\$3,683.33



WEIGHTED AVERAGE ITEM PRICE REPORT  
BY REGION, ITEM, AND QUARTER

REGION	ITEM	CALENDAR QUARTER	NUMBER OF OCCUR'S	TOTAL QUANTITY	TOTAL DOLLARS	AVERAGE AWARDED PRICE	AVERAGE OF LOW 3 BIDDERS
N	CAST-IN-PLACE CONCRETE PILE, FURNISHED, / LF						
	502030M	2022Q2	1	6,821.00	\$682,100	\$100.00	\$121.67
			1	6,821.00	\$682,100	\$100.00	\$121.67
	CAST-IN-PLACE CONCRETE PILE, DRIVEN, 18" / LF						
	502054M	2022Q2	1	6,821.00	\$545,680	\$80.00	\$77.67
			1	6,821.00	\$545,680	\$80.00	\$77.67
	PILE SHOE / U						
	502207M	2022Q2	1	126.00	\$94,500	\$750.00	\$566.67
			1	126.00	\$94,500	\$750.00	\$566.67
	RESTRIKE WITH PDA AND CAPWAP ANALYSIS / U						
	502307M	2022Q2	1	2.00	\$30,000	\$15,000.00	\$11,166.67
			1	2.00	\$30,000	\$15,000.00	\$11,166.67
	FURNISHING DRILLED SHAFT EQUIPMENT / LS						
	503003P	2022Q2	5	5.00	\$89,000	\$17,800.00	\$55,266.67
		2023Q1	2	2.00	\$19,537	\$9,768.50	\$10,664.50
			7	7.00	\$108,537	\$15,505.29	\$42,523.19
	CROSSHOLE SONIC LOGGING / U						
	503012M	2022Q2	4	7.00	\$35,000	\$5,000.00	\$4,297.62
		2023Q1	2	5.00	\$21,180	\$4,236.00	\$3,952.00
			6	12.00	\$56,180	\$4,681.67	\$4,153.61

WEIGHTED AVERAGE ITEM PRICE REPORT  
BY REGION, ITEM, AND QUARTER

REGION	ITEM	CALENDAR QUARTER	NUMBER OF OCCUR'S	TOTAL QUANTITY	TOTAL DOLLARS	AVERAGE AWARDED PRICE	AVERAGE OF LOW 3 BIDDERS
N	SHAFT CORING / LF						
	503015M	2022Q2	4	43.00	\$6,880	\$160.00	\$536.71
		2023Q1	2	64.00	\$10,176	\$159.00	\$136.33
			6	107.00	\$17,056	\$159.40	\$297.23
-----							
	DRILLED SHAFT IN SOIL 36" DIAMETER / LF						
	503018M	2022Q2	1	116.00	\$185,600	\$1,600.00	\$1,360.00
		2023Q1	1	132.00	\$178,200	\$1,350.00	\$1,175.00
			2	248.00	\$363,800	\$1,466.94	\$1,261.53
-----							
	DRILLED SHAFT IN SOIL 48" DIAMETER / LF						
	503021M	2022Q2	1	655.00	\$982,500	\$1,500.00	\$758.33
			1	655.00	\$982,500	\$1,500.00	\$758.33
-----							
	DRILLED SHAFT IN SOIL 60" DIAMETER / LF						
	503027M	2022Q2	3	73.00	\$175,770	\$2,407.81	\$2,023.72
		2023Q1	1	31.00	\$57,443	\$1,853.00	\$1,934.33
			4	104.00	\$233,213	\$2,242.43	\$1,997.08
-----							
	DRILLED SHAFT IN ROCK 36" DIAMETER / LF						
	503033M	2022Q2	1	60.00	\$30,000	\$500.00	\$1,005.05
			1	60.00	\$30,000	\$500.00	\$1,005.05
-----							
	DRILLED SHAFT IN ROCK, 42" DIAMETER / LF						
	503035M	2022Q2	1	400.00	\$1,200,000	\$3,000.00	\$1,416.67
			1	400.00	\$1,200,000	\$3,000.00	\$1,416.67
-----							

WEIGHTED AVERAGE ITEM PRICE REPORT  
BY REGION, ITEM, AND QUARTER

REGION	ITEM	CALENDAR QUARTER	NUMBER OF OCCUR'S	TOTAL QUANTITY	TOTAL DOLLARS	AVERAGE AWARDED PRICE	AVERAGE OF LOW 3 BIDDERS
N	DRILLED SHAFT IN ROCK 60" DIAMETER / LF						
	503042M	2022Q2	1	10.00	\$48,000	\$4,800.00	\$3,891.67
			1	10.00	\$48,000	\$4,800.00	\$3,891.67
-----							
	OBSTRUCTION REMOVAL / LF						
	503048M	2023Q1	1	3.00	\$1,176	\$392.00	\$1,754.00
			1	3.00	\$1,176	\$392.00	\$1,754.00
-----							
	TOMOGRAPHY / U						
	503051M	2022Q2	4	4.00	\$7,200	\$1,800.00	\$2,616.67
		2023Q1	2	5.00	\$9,135	\$1,827.00	\$2,084.00
			6	9.00	\$16,335	\$1,815.00	\$2,320.74
-----							
	REINFORCEMENT STEEL / LB						
	504003P	2022Q2	2	57,940.00	\$139,380	\$2.41	\$2.36
		2023Q1	1	500.00	\$2,000	\$4.00	\$4.90
			3	58,440.00	\$141,380	\$2.42	\$2.39
-----							
	REINFORCEMENT STEEL, EPOXY-COATED / LB						
	504006P	2022Q2	9	212,634.00	\$661,052	\$3.11	\$2.78
		2022Q3	1	22,000.00	\$60,500	\$2.75	\$3.00
		2023Q1	3	499,390.00	\$1,493,450	\$2.99	\$2.60
			13	734,024.00	\$2,215,002	\$3.02	\$2.66
-----							
	DRILL AND GROUT REINFORCEMENT STEEL / LF						
	504010P	2022Q2	2	45.00	\$3,675	\$81.67	\$108.33
		2023Q1	1	470.00	\$16,920	\$36.00	\$35.33
			3	515.00	\$20,595	\$39.99	\$41.71
-----							

WEIGHTED AVERAGE ITEM PRICE REPORT  
BY REGION, ITEM, AND QUARTER

REGION	ITEM	CALENDAR QUARTER	NUMBER OF OCCUR'S	TOTAL QUANTITY	TOTAL DOLLARS	AVERAGE AWARDED PRICE	AVERAGE OF LOW 3 BIDDERS
N	CONCRETE FOOTING / CY						
	504015P	2022Q2	6	766.00	\$788,900	\$1,029.90	\$906.62
		2022Q3	1	180.00	\$72,000	\$400.00	\$528.33
		2023Q1	1	11.00	\$11,484	\$1,044.00	\$1,381.33
			8	957.00	\$872,384	\$911.58	\$840.93
	CONCRETE WING WALL / CY						
	504018P	2022Q2	2	228.00	\$360,500	\$1,581.14	\$1,820.64
		2022Q3	1	30.00	\$36,000	\$1,200.00	\$1,783.33
		2023Q1	1	8.00	\$15,152	\$1,894.00	\$2,298.00
			4	266.00	\$411,652	\$1,547.56	\$1,830.79
	CONCRETE ABUTMENT WALL / CY						
	504024P	2022Q2	2	587.00	\$675,350	\$1,150.51	\$1,275.71
		2023Q1	1	60.00	\$117,360	\$1,956.00	\$2,285.33
			3	647.00	\$792,710	\$1,225.21	\$1,369.34
	CONCRETE PIER COLUMN AND CAP, HPC / CY						
	504026P	2022Q2	5	70.00	\$232,430	\$3,320.43	\$2,377.71
		2023Q1	2	30.00	\$122,310	\$4,077.00	\$2,971.78
			7	100.00	\$354,740	\$3,547.40	\$2,555.93
	CONCRETE PIER COLUMN AND CAP / CY						
	504027P	2023Q1	1	58.00	\$59,276	\$1,022.00	\$1,474.00
			1	58.00	\$59,276	\$1,022.00	\$1,474.00
	EPOXY WATERPROOFING / SY						
	504036P	2022Q2	7	218.00	\$26,515	\$121.63	\$94.17

(item continued)

WEIGHTED AVERAGE ITEM PRICE REPORT  
BY REGION, ITEM, AND QUARTER

REGION	ITEM	CALENDAR QUARTER	NUMBER OF OCCUR'S	TOTAL QUANTITY	TOTAL DOLLARS	AVERAGE AWARDED PRICE	AVERAGE OF LOW 3 BIDDERS
N	EPOXY WATERPROOFING / SY						
	504036P	2023Q1	3	6,942.00	\$350,586	\$50.50	\$63.02
			10	7,160.00	\$377,101	\$52.67	\$63.97
	CONCRETE STAINING / SY						
	504048P	2022Q2	1	1,275.00	\$35,700	\$28.00	\$39.33
			1	1,275.00	\$35,700	\$28.00	\$39.33
	PRESTRESSED CONCRETE BOX BEAM, (TYPE BI- / LF						
	505027P	2022Q2	1	458.00	\$274,800	\$600.00	\$1,100.00
			1	458.00	\$274,800	\$600.00	\$1,100.00
	PRECAST CONCRETE CULVERT / LF						
	505057P	2022Q3	1	105.00	\$1,412,250	\$13,450.00	\$12,216.67
			1	105.00	\$1,412,250	\$13,450.00	\$12,216.67
	PRECAST CONCRETE RELIEF SLAB / CY						
	505059P	2022Q2	1	12.00	\$51,600	\$4,300.00	\$4,078.31
			1	12.00	\$51,600	\$4,300.00	\$4,078.31
	STRUCTURAL STEEL / LS						
	506003P	2022Q2	2	2.00	\$4,915,000	\$2,457,500	\$2,520,682
		2022Q4	5	5.00	\$360,500	\$72,100.00	\$85,473.33
		2023Q1	1	1.00	\$1,772,050	\$1,772,050	\$1,824,017
			8	8.00	\$7,047,550	\$880,944	\$911,593

WEIGHTED AVERAGE ITEM PRICE REPORT  
BY REGION, ITEM, AND QUARTER

REGION	ITEM	CALENDAR QUARTER	NUMBER OF OCCUR'S	TOTAL QUANTITY	TOTAL DOLLARS	AVERAGE AWARDED PRICE	AVERAGE OF LOW 3 BIDDERS
N	REINFORCED ELASTOMERIC BEARING ASSEMBLY / U						
	506006P	2022Q2	2	36.00	\$232,000	\$6,444.44	\$6,746.96
		2023Q1	1	120.00	\$1,166,520	\$9,721.00	\$13,073.67
			3	156.00	\$1,398,520	\$8,964.87	\$11,613.66
	SHEAR CONNECTOR / U						
	506012P	2022Q2	1	7,712.00	\$42,416	\$5.50	\$5.67
		2023Q1	1	15,960.00	\$111,720	\$7.00	\$7.33
			2	23,672.00	\$154,136	\$6.51	\$6.79
	LUBRICATE BEARING / U						
	506013P	2023Q1	2	1,140.00	\$45,720	\$40.11	\$55.37
			2	1,140.00	\$45,720	\$40.11	\$55.37
	STEEL REPAIR, TYPE ____ / U						
	506040P	2023Q1	1	6.00	\$36,150	\$6,025.00	\$4,108.33
			1	6.00	\$36,150	\$6,025.00	\$4,108.33
	STRONGBACK / LS						
	506068P	2022Q2	1	1.00	\$915,000	\$915,000	\$919,936
			1	1.00	\$915,000	\$915,000	\$919,936
	TEMPORARY BEAM / LS						
	506070P	2022Q2	1	1.00	\$10,000	\$10,000.00	\$86,666.67
			1	1.00	\$10,000	\$10,000.00	\$86,666.67

WEIGHTED AVERAGE ITEM PRICE REPORT  
BY REGION, ITEM, AND QUARTER

REGION	ITEM	CALENDAR QUARTER	NUMBER OF OCCUR'S	TOTAL QUANTITY	TOTAL DOLLARS	AVERAGE AWARDED PRICE	AVERAGE OF LOW 3 BIDDERS
N	DOWEL / U						
	506090P	2022Q2	1	360.00	\$19,800	\$55.00	\$81.53
			1	360.00	\$19,800	\$55.00	\$81.53
-----							
STRIP SEAL EXPANSION JOINT ASSEMBLY / LF							
	507015P	2022Q2	2	232.00	\$173,200	\$746.55	\$797.24
		2023Q1	1	406.00	\$434,014	\$1,069.00	\$789.67
			3	638.00	\$607,214	\$951.75	\$792.42
-----							
CONCRETE BRIDGE DECK, HPC / CY							
	507024P	2022Q2	1	141.00	\$282,000	\$2,000.00	\$3,133.33
		2023Q1	1	1,615.00	\$2,907,000	\$1,800.00	\$1,966.67
			2	1,756.00	\$3,189,000	\$1,816.06	\$2,060.35
-----							
DATE PANEL / U							
	507027M	2022Q2	1	2.00	\$8,000	\$4,000.00	\$3,392.68
		2022Q3	1	2.00	\$6,000	\$3,000.00	\$2,366.67
		2023Q1	1	2.00	\$3,626	\$1,813.00	\$1,937.67
			3	6.00	\$17,626	\$2,937.67	\$2,565.67
-----							
CONCRETE BRIDGE SIDEWALK, HPC / CY							
	507033P	2022Q2	2	98.00	\$110,250	\$1,125.00	\$1,127.71
		2022Q3	1	60.00	\$18,000	\$300.00	\$733.33
			3	158.00	\$128,250	\$811.71	\$977.95
-----							
CONCRETE BRIDGE PARAPET / LF							
	507036P	2023Q1	1	150.00	\$22,500	\$150.00	\$503.33
			1	150.00	\$22,500	\$150.00	\$503.33
-----							

WEIGHTED AVERAGE ITEM PRICE REPORT  
BY REGION, ITEM, AND QUARTER

REGION	ITEM	CALENDAR QUARTER	NUMBER OF OCCUR'S	TOTAL QUANTITY	TOTAL DOLLARS	AVERAGE AWARDED PRICE	AVERAGE OF LOW 3 BIDDERS
N	BARRIER PARAPET MODIFICATIONS / LF						
	507037P	2022Q2	1	23.00	\$67,850	\$2,950.00	\$2,662.50
			1	23.00	\$67,850	\$2,950.00	\$2,662.50
	CONCRETE BRIDGE PARAPET WITH MOMENT SLAB / LF						
	507038P	2023Q1	2	894.00	\$585,192	\$654.58	\$850.41
			2	894.00	\$585,192	\$654.58	\$850.41
	CONCRETE BRIDGE PARAPET, HPC / LF						
	507039P	2022Q2	6	590.00	\$329,040	\$557.69	\$539.94
		2022Q3	1	42.00	\$54,600	\$1,300.00	\$925.00
		2023Q1	1	2,085.00	\$544,185	\$261.00	\$277.00
			8	2,717.00	\$927,825	\$341.49	\$344.11
	CONCRETE SLEEPER SLAB / CY						
	507050M	2022Q2	1	46.00	\$55,200	\$1,200.00	\$1,266.67
			1	46.00	\$55,200	\$1,200.00	\$1,266.67
	CONCRETE BRIDGE APPROACH / CY						
	507051P	2022Q2	1	165.00	\$231,000	\$1,400.00	\$1,455.08
		2023Q1	1	190.00	\$233,130	\$1,227.00	\$1,009.00
			2	355.00	\$464,130	\$1,307.41	\$1,216.33
	CONCRETE BRIDGE RELIEF SLAB / SY						
	507054P	2022Q2	1	247.00	\$98,800	\$400.00	\$400.00
			1	247.00	\$98,800	\$400.00	\$400.00



WEIGHTED AVERAGE ITEM PRICE REPORT  
BY REGION, ITEM, AND QUARTER

REGION	ITEM	CALENDAR QUARTER	NUMBER OF OCCUR'S	TOTAL QUANTITY	TOTAL DOLLARS	AVERAGE AWARDED PRICE	AVERAGE OF LOW 3 BIDDERS
N	CONC BRD DECK, LIGHTWEIGHT CORROSION / CY						
	507075P	2022Q2	1	299.00	\$672,750	\$2,250.00	\$1,666.67
			1	299.00	\$672,750	\$2,250.00	\$1,666.67
	STEEL 4 BAR BRIDGE RAILING / LF						
	507085P	2022Q2	1	237.00	\$100,725	\$425.00	\$395.00
		2022Q3	1	90.00	\$37,800	\$420.00	\$398.33
			2	327.00	\$138,525	\$423.62	\$395.92
	CONCRETE BRIDGE DECK, UHPC / CY						
	507123P	2023Q1	1	5.00	\$153,255	\$30,651.00	\$30,217.00
			1	5.00	\$153,255	\$30,651.00	\$30,217.00
	INLET FRAME AND GRATE / U						
	508003M	2022Q3	1	5.00	\$8,000	\$1,600.00	\$1,616.67
			1	5.00	\$8,000	\$1,600.00	\$1,616.67
	CLEAN EXISTING SCUPPERS AND PIPES / U						
	508005M	2023Q1	2	1,548.00	\$246,800	\$159.43	\$233.66
			2	1,548.00	\$246,800	\$159.43	\$233.66
	SCUPPER / U						
	508006M	2023Q1	1	8.00	\$41,312	\$5,164.00	\$5,521.33
			1	8.00	\$41,312	\$5,164.00	\$5,521.33
	" FIBERGLASS PIPE / LF						
	508902P	2023Q1	1	440.00	\$99,440	\$226.00	\$182.00
			1	440.00	\$99,440	\$226.00	\$182.00

WEIGHTED AVERAGE ITEM PRICE REPORT  
BY REGION, ITEM, AND QUARTER

REGION	ITEM	CALENDAR QUARTER	NUMBER OF OCCUR'S	TOTAL QUANTITY	TOTAL DOLLARS	AVERAGE AWARDED PRICE	AVERAGE OF LOW 3 BIDDERS
N	CHAIN-LINK FENCE, TYPE I, ZINC-COATED / LF						
	509097P	2022Q2	1	424.00	\$84,800	\$200.00	\$239.48
			1	424.00	\$84,800	\$200.00	\$239.48
	BRIDGE COMB RAILING (1 RAIL, STEEL) / LF						
	509150P	2022Q2	1	504.00	\$88,200	\$175.00	\$182.61
			1	504.00	\$88,200	\$175.00	\$182.61
	CANTILEVER SIGN SUPPORT, STRUCTURE NO. _ / U						
	512003M	2022Q2	4	4.00	\$447,000	\$111,750	\$170,583
		2023Q1	1	1.00	\$115,742	\$115,742	\$106,914
			5	5.00	\$562,742	\$112,548	\$157,849
	INSTALL CANTILEVER SIGN SUPPORT NO. ___ / U						
	512005M	2022Q4	1	1.00	\$43,500	\$43,500.00	\$59,333.33
			1	1.00	\$43,500	\$43,500.00	\$59,333.33
	OVERHEAD SIGN SUPPORT, STRUCTURE NO. ___ / U						
	512012M	2022Q2	1	1.00	\$182,000	\$182,000	\$277,333
		2023Q1	1	1.00	\$185,314	\$185,314	\$176,771
			2	2.00	\$367,314	\$183,657	\$227,052
	RETAINING WALL, LOCATION NO. ___ / SF						
	513003P	2023Q1	1	3,261.00	\$645,678	\$198.00	\$219.33
			1	3,261.00	\$645,678	\$198.00	\$219.33

WEIGHTED AVERAGE ITEM PRICE REPORT  
BY REGION, ITEM, AND QUARTER

REGION	ITEM	CALENDAR QUARTER	NUMBER OF OCCUR'S	TOTAL QUANTITY	TOTAL DOLLARS	AVERAGE AWARDED PRICE	AVERAGE OF LOW 3 BIDDERS
N	RETAINING WALL, CAST-IN-PLACE, LOCATION / SF						
	513006P	2022Q2	1	8,205.00	\$1,805,100	\$220.00	\$377.67
			1	8,205.00	\$1,805,100	\$220.00	\$377.67
	LANDSCAPE RETAINING WALL / SF						
	513015P	2022Q2	1	560.00	\$56,000	\$100.00	\$130.58
			1	560.00	\$56,000	\$100.00	\$130.58
	TEMPORARY SUPPORT / LS						
	514015P	2022Q2	2	2.00	\$265,000	\$132,500	\$142,384
			2	2.00	\$265,000	\$132,500	\$142,384
	TEMPORARY SUPPORTS / LS						
	514016P	2023Q1	1	1.00	\$1,472,883	\$1,472,883	\$990,961
			1	1.00	\$1,472,883	\$1,472,883	\$990,961
	TEMPORARY STRUCTURE, UTILITIES SUPPORT / LS						
	514017P	2022Q3	1	1.00	\$30,000	\$30,000.00	\$68,666.67
			1	1.00	\$30,000	\$30,000.00	\$68,666.67
	CONCRETE DECK REPAIR, TYPE B / SF						
	551006M	2022Q2	1	675.00	\$91,125	\$135.00	\$116.67
		2023Q1	3	15,000.00	\$1,318,300	\$87.89	\$108.07
			4	15,675.00	\$1,409,425	\$89.92	\$108.44
	CONCRETE DECK REPAIR, TYPE C / SF						
	551009M	2023Q1	3	1,100.00	\$138,200	\$125.64	\$177.33
			3	1,100.00	\$138,200	\$125.64	\$177.33

WEIGHTED AVERAGE ITEM PRICE REPORT  
BY REGION, ITEM, AND QUARTER

REGION	ITEM	CALENDAR QUARTER	NUMBER OF OCCUR'S	TOTAL QUANTITY	TOTAL DOLLARS	AVERAGE AWARDED PRICE	AVERAGE OF LOW 3 BIDDERS
N	PARAPET MODIFICATIONS / LF						
	551080P	2022Q2	11	217.00	\$484,400	\$2,232.26	\$1,969.95
			11	217.00	\$484,400	\$2,232.26	\$1,969.95
	PRESSURE INJECTION, CONCRETE CRACKS / LF						
	552003M	2023Q1	3	2,090.00	\$145,690	\$69.71	\$76.27
			3	2,090.00	\$145,690	\$69.71	\$76.27
	POLLUTION CONTROL SYSTEM / LS						
	554003P	2023Q1	1	1.00	\$678,520	\$678,520	\$243,173
			1	1.00	\$678,520	\$678,520	\$243,173
	HAND/POWER TOOL CLEANING AND PAINTING / LS						
	554006P	2023Q1	1	1.00	\$651,512	\$651,512	\$530,504
			1	1.00	\$651,512	\$651,512	\$530,504
	NEAR-WHITE BLAST CLEANING AND PAINTING / LS						
	554009P	2023Q1	1	1.00	\$1,447,066	\$1,447,066	\$2,065,689
			1	1.00	\$1,447,066	\$1,447,066	\$2,065,689
	SUBSTRUCTURE CONCRETE REPAIR / SF						
	555003M	2023Q1	2	1,645.00	\$275,200	\$167.29	\$314.40
			2	1,645.00	\$275,200	\$167.29	\$314.40
	CONCRETE SPALL REPAIR, TYPE 1 / SF						
	555009M	2023Q1	1	165.00	\$57,915	\$351.00	\$282.00
			1	165.00	\$57,915	\$351.00	\$282.00

WEIGHTED AVERAGE ITEM PRICE REPORT  
BY REGION, ITEM, AND QUARTER

REGION	ITEM	CALENDAR QUARTER	NUMBER OF OCCUR'S	TOTAL QUANTITY	TOTAL DOLLARS	AVERAGE AWARDED PRICE	AVERAGE OF LOW 3 BIDDERS
N	36" CORRUGATED METAL PIPE / LF						
	601100P	2022Q2	1	42.00	\$2,100	\$50.00	\$112.63
			1	42.00	\$2,100	\$50.00	\$112.63
	12" REINFORCED CONCRETE PIPE / LF						
	601120P	2022Q4	1	7.00	\$2,800	\$400.00	\$433.33
			1	7.00	\$2,800	\$400.00	\$433.33
	15" REINFORCED CONCRETE PIPE / LF						
	601122P	2022Q2	4	6,369.00	\$857,582	\$134.65	\$139.83
		2022Q3	2	1,521.00	\$152,925	\$100.54	\$107.82
		2022Q4	2	37.00	\$16,300	\$440.54	\$340.92
		2023Q1	1	657.00	\$97,893	\$149.00	\$111.33
			9	8,584.00	\$1,124,700	\$131.02	\$132.84
	18" REINFORCED CONCRETE PIPE / LF						
	601124P	2022Q2	3	3,933.00	\$483,780	\$123.01	\$158.29
		2022Q3	2	742.00	\$60,970	\$82.17	\$106.99
		2023Q1	1	80.00	\$24,480	\$306.00	\$203.67
			6	4,755.00	\$569,230	\$119.71	\$151.05
	24" REINFORCED CONCRETE PIPE / LF						
	601128P	2022Q2	1	1,398.00	\$188,730	\$135.00	\$213.33
		2022Q3	2	1,668.00	\$218,955	\$131.27	\$143.95
			3	3,066.00	\$407,685	\$132.97	\$175.59
	30" REINFORCED CONCRETE PIPE / LF						
	601132P	2022Q2	1	811.00	\$137,870	\$170.00	\$249.33

(item continued)

WEIGHTED AVERAGE ITEM PRICE REPORT  
BY REGION, ITEM, AND QUARTER

REGION	ITEM	CALENDAR QUARTER	NUMBER OF OCCUR'S	TOTAL QUANTITY	TOTAL DOLLARS	AVERAGE AWARDED PRICE	AVERAGE OF LOW 3 BIDDERS
N	30" REINFORCED CONCRETE PIPE / LF						
	601132P	2022Q3	1	400.00	\$54,000	\$135.00	\$145.55
			2	1,211.00	\$191,870	\$158.44	\$215.05
	36" REINFORCED CONCRETE PIPE / LF						
	601134P	2022Q2	1	329.00	\$78,960	\$240.00	\$294.67
			1	329.00	\$78,960	\$240.00	\$294.67
	15" REINFORCED CONCRETE PIPE, CLASS IV / LF						
	601158P	2022Q2	1	64.00	\$6,400	\$100.00	\$132.33
		2022Q3	1	9.00	\$1,350	\$150.00	\$193.33
			2	73.00	\$7,750	\$106.16	\$139.85
	18" REINFORCED CONCRETE PIPE, CLASS IV / LF						
	601160P	2022Q2	2	186.00	\$23,431	\$125.97	\$171.72
			2	186.00	\$23,431	\$125.97	\$171.72
	24" REINFORCED CONCRETE PIPE, CLASS IV / LF						
	601164P	2022Q2	1	79.00	\$10,428	\$132.00	\$215.67
			1	79.00	\$10,428	\$132.00	\$215.67
	24" REINFORCED CONCRETE PIPE, CLASS V / LF						
	601200P	2022Q3	1	65.00	\$13,000	\$200.00	\$253.32
			1	65.00	\$13,000	\$200.00	\$253.32
	18" HIGH DENSITY POLYETHYLENE PIPE / LF						
	601250P	2022Q2	1	476.00	\$40,460	\$85.00	\$97.33
			1	476.00	\$40,460	\$85.00	\$97.33

WEIGHTED AVERAGE ITEM PRICE REPORT  
BY REGION, ITEM, AND QUARTER

REGION	ITEM	CALENDAR QUARTER	NUMBER OF OCCUR'S	TOTAL QUANTITY	TOTAL DOLLARS	AVERAGE AWARDED PRICE	AVERAGE OF LOW 3 BIDDERS
N	18" CORRUGATED STEEL END SECTION / U						
	601300M	2022Q2	1	1.00	\$3,250	\$3,250.00	\$3,766.67
			1	1.00	\$3,250	\$3,250.00	\$3,766.67
-----							
	SUBBASE OUTLET DRAIN / LF						
	601404P	2022Q2	1	98.00	\$4,900	\$50.00	\$71.96
			1	98.00	\$4,900	\$50.00	\$71.96
-----							
	8" CORRUGATED STEEL UNDERDRAIN PIPE / LF						
	601410P	2022Q2	1	14.00	\$2,100	\$150.00	\$139.60
			1	14.00	\$2,100	\$150.00	\$139.60
-----							
	UNDERDRAIN, TYPE F / LF						
	601416P	2022Q2	1	54.00	\$4,860	\$90.00	\$97.02
			1	54.00	\$4,860	\$90.00	\$97.02
-----							
	8" PERFORATED HD POLYETHYLENE PIPE / LF						
	601419P	2022Q2	2	461.00	\$28,840	\$62.56	\$67.06
			2	461.00	\$28,840	\$62.56	\$67.06
-----							
	14" X 23" REINFORCED CONCRETE ELLIPTICAL / LF						
	601596P	2022Q2	1	117.00	\$17,316	\$148.00	\$269.33
			1	117.00	\$17,316	\$148.00	\$269.33
-----							
	24" X 38" REINFORCED CONCRETE ELLIPTICAL / LF						
	601602P	2022Q2	1	76.00	\$15,200	\$200.00	\$316.67
			1	76.00	\$15,200	\$200.00	\$316.67
-----							

WEIGHTED AVERAGE ITEM PRICE REPORT  
BY REGION, ITEM, AND QUARTER

REGION	ITEM	CALENDAR QUARTER	NUMBER OF OCCUR'S	TOTAL QUANTITY	TOTAL DOLLARS	AVERAGE AWARDED PRICE	AVERAGE OF LOW 3 BIDDERS
N	34" X 53" REINFORCED CONCRETE ELLIPTICAL / LF						
	601610P	2022Q2	1	133.00	\$259,350	\$1,950.00	\$1,741.67
			1	133.00	\$259,350	\$1,950.00	\$1,741.67
	14" X 23" REINFORCED CONCRETE ELLIPTICAL / LF						
	601630P	2022Q2	2	253.00	\$47,015	\$185.83	\$215.75
			2	253.00	\$47,015	\$185.83	\$215.75
	24" X 38" REINFORCED CONCRETE ELLIPTICAL / LF						
	601636P	2022Q2	1	41.00	\$9,020	\$220.00	\$353.33
			1	41.00	\$9,020	\$220.00	\$353.33
	VIDEO INSPECTION OF PIPE / LF						
	601664M	2022Q2	1	958.00	\$16,286	\$17.00	\$8.20
			1	958.00	\$16,286	\$17.00	\$8.20
	CLEANING EXISTING PIPE, 10" DIAMETER / LF						
	601668M	2022Q2	1	125.00	\$875	\$7.00	\$6.00
			1	125.00	\$875	\$7.00	\$6.00
	CLEANING EXISTING PIPE, 12" TO 24" DIAME / LF						
	601670M	2022Q2	6	29,221.00	\$329,421	\$11.27	\$8.85
		2022Q3	2	3,372.00	\$25,487	\$7.56	\$8.26
		2023Q1	5	6,103.00	\$42,143	\$6.91	\$7.88
			13	38,696.00	\$397,050	\$10.26	\$8.65



WEIGHTED AVERAGE ITEM PRICE REPORT  
BY REGION, ITEM, AND QUARTER

REGION	ITEM	CALENDAR QUARTER	NUMBER OF OCCUR'S	TOTAL QUANTITY	TOTAL DOLLARS	AVERAGE AWARDED PRICE	AVERAGE OF LOW 3 BIDDERS
N	CLEANING EXISTING PIPE, OVER 24" TO 48" / LF						
	601672M	2022Q2	3	5,155.00	\$144,080	\$27.95	\$23.78
		2022Q3	2	856.00	\$16,111	\$18.82	\$20.44
		2023Q1	1	1,101.00	\$8,808	\$8.00	\$17.00
			6	7,112.00	\$168,999	\$23.76	\$22.33
	CLEANING EXISTING PIPE, OVER 48" TO 72" / LF						
	601674M	2022Q2	1	1,340.00	\$55,744	\$41.60	\$34.20
			1	1,340.00	\$55,744	\$41.60	\$34.20
	8" DUCTILE IRON PIPE / LF						
	601679M	2023Q1	1	198.00	\$37,026	\$187.00	\$137.33
			1	198.00	\$37,026	\$187.00	\$137.33
	16" DUCTILE IRON PIPE / LF						
	601680M	2023Q1	1	20.00	\$25,040	\$1,252.00	\$675.67
			1	20.00	\$25,040	\$1,252.00	\$675.67
	18" DUCTILE IRON PIPE / LF						
	601681M	2022Q2	1	150.00	\$36,000	\$240.00	\$281.67
			1	150.00	\$36,000	\$240.00	\$281.67
	CONCRETE HEADWALL / CY						
	602006P	2022Q2	3	341.00	\$833,000	\$2,442.82	\$2,816.40
			3	341.00	\$833,000	\$2,442.82	\$2,816.40

WEIGHTED AVERAGE ITEM PRICE REPORT  
BY REGION, ITEM, AND QUARTER

REGION	ITEM	CALENDAR QUARTER	NUMBER OF OCCUR'S	TOTAL QUANTITY	TOTAL DOLLARS	AVERAGE AWARDED PRICE	AVERAGE OF LOW 3 BIDDERS
N	INLET, TYPE A / U						
	602009M	2022Q2	2	7.00	\$38,400	\$5,485.71	\$4,723.81
		2022Q3	1	1.00	\$4,500	\$4,500.00	\$4,850.00
			3	8.00	\$42,900	\$5,362.50	\$4,739.58
	SPECIAL INLET, TYPE B / U						
	602011M	2022Q2	1	1.00	\$14,500	\$14,500.00	\$20,398.13
			1	1.00	\$14,500	\$14,500.00	\$20,398.13
	INLET, TYPE B / U						
	602012M	2022Q2	4	122.00	\$621,800	\$5,096.72	\$5,791.14
		2022Q3	2	49.00	\$357,000	\$7,285.71	\$6,294.55
		2022Q4	2	5.00	\$47,000	\$9,400.00	\$9,505.00
		2023Q1	1	3.00	\$20,229	\$6,743.00	\$5,747.67
			9	179.00	\$1,046,029	\$5,843.74	\$6,031.96
	INLET, TYPE DOUBLE B / U						
	602013M	2022Q2	1	25.00	\$212,500	\$8,500.00	\$8,666.67
		2022Q3	2	5.00	\$55,000	\$11,000.00	\$9,005.87
			3	30.00	\$267,500	\$8,916.67	\$8,723.20
	INLET, TYPE E / U						
	602018M	2022Q2	1	8.00	\$40,000	\$5,000.00	\$5,400.00
		2022Q3	2	5.00	\$36,500	\$7,300.00	\$5,503.05
		2023Q1	1	6.00	\$35,280	\$5,880.00	\$4,960.00
			4	19.00	\$111,780	\$5,883.16	\$5,288.17
	INLET, TYPE DOUBLE E / U						
	602019M	2022Q2	1	1.00	\$9,000	\$9,000.00	\$9,833.33
			1	1.00	\$9,000	\$9,000.00	\$9,833.33

WEIGHTED AVERAGE ITEM PRICE REPORT  
BY REGION, ITEM, AND QUARTER

REGION	ITEM	CALENDAR QUARTER	NUMBER OF OCCUR'S	TOTAL QUANTITY	TOTAL DOLLARS	AVERAGE AWARDED PRICE	AVERAGE OF LOW 3 BIDDERS
N	INLET, TYPE ES / U						
	602021M	2022Q2	2	5.00	\$42,000	\$8,400.00	\$8,640.00
			2	5.00	\$42,000	\$8,400.00	\$8,640.00
	INLET, TYPE D-1 / U						
	602030M	2022Q2	1	48.00	\$211,200	\$4,400.00	\$5,333.33
			1	48.00	\$211,200	\$4,400.00	\$5,333.33
	STORM DRAIN MARKER / U						
	602031M	2023Q1	3	16.00	\$1,130	\$70.63	\$83.96
			3	16.00	\$1,130	\$70.63	\$83.96
	INLET, TYPE D-2 / U						
	602033M	2022Q2	2	8.00	\$42,400	\$5,300.00	\$7,445.83
			2	8.00	\$42,400	\$5,300.00	\$7,445.83
	INLET, TYPE E-1 / U						
	602036M	2022Q2	1	1.00	\$7,500	\$7,500.00	\$9,000.00
			1	1.00	\$7,500	\$7,500.00	\$9,000.00
	INLET, TYPE A MODIFIED / U						
	602042M	2022Q2	1	2.00	\$15,000	\$7,500.00	\$7,133.33
			1	2.00	\$15,000	\$7,500.00	\$7,133.33
	INLET, TYPE B-2 MODIFIED / U						
	602051M	2022Q2	1	1.00	\$15,000	\$15,000.00	\$10,166.67

(item continued)

WEIGHTED AVERAGE ITEM PRICE REPORT  
BY REGION, ITEM, AND QUARTER

REGION	ITEM	CALENDAR QUARTER	NUMBER OF OCCUR'S	TOTAL QUANTITY	TOTAL DOLLARS	AVERAGE AWARDED PRICE	AVERAGE OF LOW 3 BIDDERS
N	INLET, TYPE B-2 MODIFIED / U						
	602051M	2022Q3	1	1.00	\$9,500	\$9,500.00	\$9,140.57
			2	2.00	\$24,500	\$12,250.00	\$9,653.62
-----							
	MANHOLE, 4' DIAMETER / U						
	602054M	2022Q2	4	17.00	\$103,000	\$6,058.82	\$6,230.04
		2022Q3	2	3.00	\$18,500	\$6,166.67	\$5,590.01
		2023Q1	1	2.00	\$10,144	\$5,072.00	\$5,024.00
			7	22.00	\$131,644	\$5,983.82	\$6,033.12
-----							
	MANHOLE, 5' DIAMETER / U						
	602057M	2022Q2	1	2.00	\$15,000	\$7,500.00	\$8,133.33
		2022Q3	1	1.00	\$12,500	\$12,500.00	\$9,682.45
			2	3.00	\$27,500	\$9,166.67	\$8,649.71
-----							
	INLET CONVERTED TO MANHOLE / U						
	602096M	2022Q2	2	2.00	\$5,400	\$2,700.00	\$3,073.51
		2022Q3	1	1.00	\$2,400	\$2,400.00	\$3,030.97
		2022Q4	1	1.00	\$2,800	\$2,800.00	\$3,933.33
			4	4.00	\$10,600	\$2,650.00	\$3,277.83
-----							
	RESET EXISTING CASTING / U						
	602099M	2022Q2	6	50.00	\$42,575	\$851.50	\$735.94
		2022Q3	2	20.00	\$14,200	\$710.00	\$684.77
		2022Q4	2	3.00	\$2,900	\$966.67	\$1,655.56
		2023Q1	4	155.00	\$22,890	\$147.68	\$144.39
			14	228.00	\$82,565	\$362.13	\$341.40
-----							

WEIGHTED AVERAGE ITEM PRICE REPORT  
BY REGION, ITEM, AND QUARTER

REGION	ITEM	CALENDAR QUARTER	NUMBER OF OCCUR'S	TOTAL QUANTITY	TOTAL DOLLARS	AVERAGE AWARDED PRICE	AVERAGE OF LOW 3 BIDDERS
N	SET INLET TYPE A, CASTING / U						
	602102M	2023Q1	5	47.00	\$11,349	\$241.47	\$251.66
			5	47.00	\$11,349	\$241.47	\$251.66
	SET INLET TYPE B, CASTING / U						
	602105M	2022Q2	6	53.00	\$107,560	\$2,029.43	\$1,710.21
		2022Q3	1	4.00	\$6,800	\$1,700.00	\$1,383.33
		2023Q1	5	205.00	\$284,848	\$1,389.50	\$1,458.11
			12	262.00	\$399,208	\$1,523.69	\$1,507.97
	SET INLET TYPE E, CASTING / U						
	602108M	2022Q2	2	12.00	\$28,400	\$2,366.67	\$1,843.62
		2022Q3	2	2.00	\$3,700	\$1,850.00	\$1,837.99
		2023Q1	5	57.00	\$32,885	\$576.93	\$599.97
			9	71.00	\$64,985	\$915.28	\$845.04
	SET INLET TYPE ES, CASTING / U						
	602111M	2023Q1	2	10.00	\$500	\$50.00	\$55.00
			2	10.00	\$500	\$50.00	\$55.00
	SET MANHOLE CASTING / U						
	602114M	2022Q2	1	25.00	\$52,500	\$2,100.00	\$1,500.00
		2022Q3	1	4.00	\$4,200	\$1,050.00	\$1,000.00
		2023Q1	5	158.00	\$127,240	\$805.32	\$897.30
			7	187.00	\$183,940	\$983.64	\$980.07
	SET SQUARE FRAMED MANHOLE CASTING, CIRCU / U						
	602117M	2023Q1	3	6.00	\$14,600	\$2,433.33	\$2,562.50
			3	6.00	\$14,600	\$2,433.33	\$2,562.50

WEIGHTED AVERAGE ITEM PRICE REPORT  
BY REGION, ITEM, AND QUARTER

REGION	ITEM	CALENDAR QUARTER	NUMBER OF OCCUR'S	TOTAL QUANTITY	TOTAL DOLLARS	AVERAGE AWARDED PRICE	AVERAGE OF LOW 3 BIDDERS
N	RECONSTRUCTED INLET, TYPE A, USING EXIST / U						
	602120M	2023Q1	2	11.00	\$550	\$50.00	\$56.06
			2	11.00	\$550	\$50.00	\$56.06
	RECONSTRUCTED INLET, TYPE B, USING EXIST / U						
	602123M	2022Q2	2	3.00	\$9,500	\$3,166.67	\$2,836.78
		2022Q3	1	1.00	\$2,000	\$2,000.00	\$2,750.00
		2022Q4	1	1.00	\$2,500	\$2,500.00	\$2,300.00
		2023Q1	3	14.00	\$9,613	\$686.64	\$446.14
			7	19.00	\$23,613	\$1,242.79	\$1,042.44
	RECONSTRUCTED INLET, TYPE E, USING EXIST / U						
	602129M	2022Q2	1	2.00	\$10,000	\$5,000.00	\$3,000.00
		2023Q1	3	12.00	\$3,571	\$297.58	\$208.22
			4	14.00	\$13,571	\$969.36	\$607.05
	RECONSTRUCTED INLET, TYPE D-1, USING EXI / U						
	602138M	2022Q2	1	1.00	\$6,000	\$6,000.00	\$5,838.50
			1	1.00	\$6,000	\$6,000.00	\$5,838.50
	RECONSTRUCTED INLET, TYPE D-2, USING EXI / U						
	602141M	2022Q2	1	2.00	\$4,000	\$2,000.00	\$2,108.33
			1	2.00	\$4,000	\$2,000.00	\$2,108.33
	RECONSTRUCTED INLET, TYPE E-2, USING EXI / U						
	602147M	2022Q2	1	1.00	\$5,000	\$5,000.00	\$3,133.33
			1	1.00	\$5,000	\$5,000.00	\$3,133.33

WEIGHTED AVERAGE ITEM PRICE REPORT  
BY REGION, ITEM, AND QUARTER

REGION	ITEM	CALENDAR QUARTER	NUMBER OF OCCUR'S	TOTAL QUANTITY	TOTAL DOLLARS	AVERAGE AWARDED PRICE	AVERAGE OF LOW 3 BIDDERS
N	RECONSTRUCTED INLET, TYPE ____, EXIST CAST / U						
	602148M	2022Q2	1	1.00	\$2,000	\$2,000.00	\$2,950.00
			1	1.00	\$2,000	\$2,000.00	\$2,950.00
	RECONSTRUCTED INLET, TYPE A, USING NEW C / U						
	602150M	2023Q1	5	29.00	\$18,775	\$647.41	\$605.44
			5	29.00	\$18,775	\$647.41	\$605.44
	RECONSTRUCTED INLET, TYPE B, USING NEW C / U						
	602153M	2022Q2	2	9.00	\$23,700	\$2,633.33	\$2,673.27
		2023Q1	6	150.00	\$263,453	\$1,756.35	\$1,685.41
			8	159.00	\$287,153	\$1,805.99	\$1,741.33
	RECONSTRUCTED INLET, TYPE E, USING NEW C / U						
	602159M	2023Q1	5	39.00	\$48,504	\$1,243.69	\$1,178.71
			5	39.00	\$48,504	\$1,243.69	\$1,178.71
	RECONSTRUCTED INLET, TYPE D-2, USING NEW / U						
	602171M	2022Q2	1	6.00	\$18,000	\$3,000.00	\$3,833.33
			1	6.00	\$18,000	\$3,000.00	\$3,833.33
	RECONSTRUCTED MANHOLE, USING EXISTING CA / U						
	602180M	2023Q1	2	20.00	\$1,000	\$50.00	\$46.67
			2	20.00	\$1,000	\$50.00	\$46.67
	RECONSTRUCTED MANHOLE, USING NEW CASTING / U						
	602183M	2022Q2	1	2.00	\$5,000	\$2,500.00	\$1,745.00

(item continued)

WEIGHTED AVERAGE ITEM PRICE REPORT  
BY REGION, ITEM, AND QUARTER

REGION	ITEM	CALENDAR QUARTER	NUMBER OF OCCUR'S	TOTAL QUANTITY	TOTAL DOLLARS	AVERAGE AWARDED PRICE	AVERAGE OF LOW 3 BIDDERS
N	RECONSTRUCTED MANHOLE, USING NEW CASTING / U						
	602183M	2023Q1	3	14.00	\$7,700	\$550.00	\$476.19
			4	16.00	\$12,700	\$793.75	\$634.79
	EXTENSION RING FOR EXISTING MANHOLE, 5' / U						
	602201M	2022Q2	1	11.00	\$3,850	\$350.00	\$533.33
			1	11.00	\$3,850	\$350.00	\$533.33
	BICYCLE SAFE GRATE / U						
	602210M	2022Q2	4	71.00	\$36,375	\$512.32	\$516.15
		2023Q1	5	209.00	\$14,498	\$69.37	\$60.09
			9	280.00	\$50,873	\$181.69	\$175.73
	CURB PIECE / U						
	602213M	2022Q2	7	181.00	\$91,120	\$503.43	\$520.28
		2022Q4	2	2.00	\$1,450	\$725.00	\$708.33
		2023Q1	6	316.00	\$38,116	\$120.62	\$125.55
			15	499.00	\$130,686	\$261.90	\$271.06
	CLEANING DRAINAGE STRUCTURE / U						
	602216M	2022Q2	6	561.00	\$218,080	\$388.73	\$381.14
		2022Q3	2	35.00	\$20,110	\$574.57	\$499.77
		2023Q1	6	120.00	\$16,800	\$140.00	\$143.39
			14	716.00	\$254,990	\$356.13	\$347.09
	MANUFACTURED TREATMENT DEVICE / U						
	602229M	2022Q2	1	5.00	\$350,000	\$70,000.00	\$90,000.00
			1	5.00	\$350,000	\$70,000.00	\$90,000.00



WEIGHTED AVERAGE ITEM PRICE REPORT  
BY REGION, ITEM, AND QUARTER

REGION	ITEM	CALENDAR QUARTER	NUMBER OF OCCUR'S	TOTAL QUANTITY	TOTAL DOLLARS	AVERAGE AWARDED PRICE	AVERAGE OF LOW 3 BIDDERS
N	INLET, TYPE ES MODIFIED / U						
	602285M	2022Q2	1	1.00	\$17,500	\$17,500.00	\$11,333.33
			1	1.00	\$17,500	\$17,500.00	\$11,333.33
	INLET, NON-STANDARD / U						
	602290M	2023Q1	1	1.00	\$7,750	\$7,750.00	\$5,750.00
			1	1.00	\$7,750	\$7,750.00	\$5,750.00
	TIDAL CHECK VALVE, SIZE 24" / U						
	602346M	2022Q2	1	1.00	\$22,000	\$22,000.00	\$13,466.67
			1	1.00	\$22,000	\$22,000.00	\$13,466.67
	TIDAL CHECK VALVE, SIZE 30" / U						
	602347M	2022Q2	1	3.00	\$84,000	\$28,000.00	\$17,000.00
			1	3.00	\$84,000	\$28,000.00	\$17,000.00
	TIDAL CHECK VALVE, SIZE 36" / U						
	602348M	2022Q2	1	2.00	\$70,000	\$35,000.00	\$20,666.67
			1	2.00	\$70,000	\$35,000.00	\$20,666.67
	RIPRAP STONE SLOPE PROTECTION,_"THICK / SY						
	603017P	2022Q2	1	2,860.00	\$185,900	\$65.00	\$76.33
			1	2,860.00	\$185,900	\$65.00	\$76.33
	RIPRAP STONE SLOPE PROTECTION, 24" THICK / SY						
	603024P	2022Q2	1	113.00	\$11,300	\$100.00	\$133.44

(item continued)

WEIGHTED AVERAGE ITEM PRICE REPORT  
BY REGION, ITEM, AND QUARTER

REGION	ITEM	CALENDAR QUARTER	NUMBER OF OCCUR'S	TOTAL QUANTITY	TOTAL DOLLARS	AVERAGE AWARDED PRICE	AVERAGE OF LOW 3 BIDDERS
N	RIPRAP STONE SLOPE PROTECTION, 24" THICK / SY						
	603024P	2022Q3	1	96.00	\$10,560	\$110.00	\$113.33
			2	209.00	\$21,860	\$104.59	\$124.20
	RIPRAP STONE CHANNEL PROTECTION, 12" THI / SY						
	603036P	2022Q2	3	388.00	\$33,075	\$85.24	\$112.73
			3	388.00	\$33,075	\$85.24	\$112.73
	RIPRAP STONE CHANNEL PROTECTION, 16" THI / SY						
	603039P	2022Q2	1	215.00	\$18,275	\$85.00	\$98.33
			1	215.00	\$18,275	\$85.00	\$98.33
	GABION WALL / CY						
	604003P	2022Q2	1	65.00	\$26,000	\$400.00	\$533.33
			1	65.00	\$26,000	\$400.00	\$533.33
	CHAIN-LINK FENCE, PVC-COATED STEEL, 4' H / LF						
	605021P	2022Q2	1	280.00	\$8,680	\$31.00	\$31.00
			1	280.00	\$8,680	\$31.00	\$31.00
	CHAIN-LINK FENCE, PVC-COATED STEEL, 6' H / LF						
	605027P	2022Q2	1	60.00	\$6,600	\$110.00	\$86.00
		2023Q1	1	1,108.00	\$87,532	\$79.00	\$66.33
			2	1,168.00	\$94,132	\$80.59	\$67.34
	CHAIN-LINK FENCE, 6' HIGH / LF						
	605045P	2022Q2	1	2,057.00	\$111,078	\$54.00	\$55.33
			1	2,057.00	\$111,078	\$54.00	\$55.33

WEIGHTED AVERAGE ITEM PRICE REPORT  
BY REGION, ITEM, AND QUARTER

REGION	ITEM	CALENDAR QUARTER	NUMBER OF OCCUR'S	TOTAL QUANTITY	TOTAL DOLLARS	AVERAGE AWARDED PRICE	AVERAGE OF LOW 3 BIDDERS
N	TEMPORARY CHAIN-LINK FENCE, 6' HIGH / LF						
	605183P	2022Q2	1	100.00	\$6,000	\$60.00	\$48.67
			1	100.00	\$6,000	\$60.00	\$48.67
	WOOD STOCKADE FENCE / LF						
	605195P	2022Q2	1	88.00	\$14,520	\$165.00	\$123.33
			1	88.00	\$14,520	\$165.00	\$123.33
	DEER FENCE, TEMPORARY / LF						
	605205P	2022Q3	1	929.00	\$6,039	\$6.50	\$15.50
			1	929.00	\$6,039	\$6.50	\$15.50
	RESET FENCE / LF						
	605212P	2022Q2	1	190.00	\$14,440	\$76.00	\$62.00
			1	190.00	\$14,440	\$76.00	\$62.00
	VINYL PRIVACY FENCE, 6' HIGH / LF						
	605230P	2022Q2	1	55.00	\$6,875	\$125.00	\$112.72
			1	55.00	\$6,875	\$125.00	\$112.72
	HOT MIX ASPHALT SIDEWALK, 2" THICK / SY						
	606003P	2022Q2	2	35.00	\$2,200	\$62.86	\$84.67
			2	35.00	\$2,200	\$62.86	\$84.67
	HOT MIX ASPHALT SIDEWALK, 5 1/2" THICK / SY						
	606009P	2022Q3	1	20.00	\$2,300	\$115.00	\$108.30
			1	20.00	\$2,300	\$115.00	\$108.30

WEIGHTED AVERAGE ITEM PRICE REPORT  
BY REGION, ITEM, AND QUARTER

REGION	ITEM	CALENDAR QUARTER	NUMBER OF OCCUR'S	TOTAL QUANTITY	TOTAL DOLLARS	AVERAGE AWARDED PRICE	AVERAGE OF LOW 3 BIDDERS
N	CONCRETE SIDEWALK, 4" THICK / SY						
	606012P	2022Q2	6	8,153.00	\$1,128,411	\$138.40	\$145.12
		2022Q3	2	571.00	\$64,972	\$113.79	\$116.62
		2022Q4	2	537.00	\$101,400	\$188.83	\$156.33
		2023Q1	4	1,200.00	\$100,500	\$83.75	\$73.36
			14	10,461.00	\$1,395,283	\$133.38	\$135.91
	TINTED CONCRETE SIDEWALK, 4" THICK / SY						
	606013P	2022Q2	2	568.00	\$102,840	\$181.06	\$190.35
		2022Q4	1	125.00	\$31,250	\$250.00	\$180.00
			3	693.00	\$134,090	\$193.49	\$188.48
	CONCRETE SIDEWALK, 6" THICK / SY						
	606018P	2022Q2	1	1.00	\$1,100	\$1,100.00	\$700.00
		2023Q1	5	2,114.00	\$294,235	\$139.18	\$133.33
			6	2,115.00	\$295,335	\$139.64	\$133.60
	CONCRETE SIDEWALK, 8" THICK / SY						
	606021P	2022Q2	3	1,083.00	\$364,380	\$336.45	\$344.29
		2023Q1	1	46.00	\$8,556	\$186.00	\$182.00
			4	1,129.00	\$372,936	\$330.32	\$337.68
	RESET GRANITE BLOCK / SY						
	606025P	2022Q2	1	119.00	\$16,065	\$135.00	\$135.00
			1	119.00	\$16,065	\$135.00	\$135.00
	RESET PRECAST CONCRETE PAVERS / SY						
	606028P	2022Q2	1	50.00	\$6,750	\$135.00	\$135.00

(item continued)

WEIGHTED AVERAGE ITEM PRICE REPORT  
BY REGION, ITEM, AND QUARTER

REGION	ITEM	CALENDAR QUARTER	NUMBER OF OCCUR'S	TOTAL QUANTITY	TOTAL DOLLARS	AVERAGE AWARDED PRICE	AVERAGE OF LOW 3 BIDDERS
N	RESET PRECAST CONCRETE PAVERS / SY						
	606028P	2023Q1	2	38.00	\$7,224	\$190.11	\$168.11
			3	88.00	\$13,974	\$158.80	\$149.30
-----							
	BRICK PAVERS / SY						
	606029P	2022Q4	1	69.00	\$18,975	\$275.00	\$370.83
			1	69.00	\$18,975	\$275.00	\$370.83
-----							
	HOT MIX ASPHALT DRIVEWAY, 6" THICK / SY						
	606039P	2022Q2	1	884.00	\$37,128	\$42.00	\$69.00
		2022Q3	1	1,635.00	\$138,975	\$85.00	\$86.37
		2023Q1	5	1,081.00	\$54,735	\$50.63	\$57.08
			7	3,600.00	\$230,838	\$64.12	\$73.31
-----							
	HOT MIX ASPHALT DRIVEWAY, 8" THICK / SY						
	606040P	2023Q1	3	184.00	\$19,280	\$104.78	\$121.09
			3	184.00	\$19,280	\$104.78	\$121.09
-----							
	HOT MIX ASPHALT DRIVEWAY, VARIABLE THICK / SY						
	606042P	2022Q2	1	223.00	\$14,495	\$65.00	\$73.33
		2022Q3	2	758.00	\$57,480	\$75.83	\$84.52
		2023Q1	5	15,370.00	\$817,078	\$53.16	\$52.41
			8	16,351.00	\$889,053	\$54.37	\$54.18
-----							
	STONE OR GRAVEL DRIVEWAY, ___" THICK / SY						
	606044P	2022Q2	1	149.00	\$5,215	\$35.00	\$34.67
			1	149.00	\$5,215	\$35.00	\$34.67
-----							

WEIGHTED AVERAGE ITEM PRICE REPORT  
BY REGION, ITEM, AND QUARTER

REGION	ITEM	CALENDAR QUARTER	NUMBER OF OCCUR'S	TOTAL QUANTITY	TOTAL DOLLARS	AVERAGE AWARDED PRICE	AVERAGE OF LOW 3 BIDDERS
N	CONCRETE DRIVEWAY, 6" THICK / SY						
	606051P	2022Q2	1	88.00	\$13,200	\$150.00	\$167.33
		2022Q3	2	131.00	\$17,775	\$135.69	\$144.07
		2023Q1	2	223.00	\$37,845	\$169.71	\$155.21
			5	442.00	\$68,820	\$155.70	\$154.32
	CONCRETE DRIVEWAY, 8" THICK / SY						
	606054P	2022Q2	1	166.00	\$33,200	\$200.00	\$190.70
			1	166.00	\$33,200	\$200.00	\$190.70
	CONCRETE DRIVEWAY, REINFORCED, 6" THICK / SY						
	606057P	2022Q2	1	34.00	\$5,100	\$150.00	\$176.67
			1	34.00	\$5,100	\$150.00	\$176.67
	CONCRETE DRIVEWAY, REINFORCED, 8" THICK / SY						
	606060P	2023Q1	3	349.00	\$69,990	\$200.54	\$177.86
			3	349.00	\$69,990	\$200.54	\$177.86
	CONCRETE ISLAND, 4" THICK / SY						
	606075P	2022Q2	2	1,232.00	\$193,043	\$156.69	\$150.07
		2022Q3	2	122.00	\$12,710	\$104.18	\$115.27
		2023Q1	1	106.00	\$20,670	\$195.00	\$213.33
			5	1,460.00	\$226,423	\$155.08	\$151.76
	CONCRETE ISLAND, 6" THICK / SY						
	606078P	2022Q2	2	40.00	\$8,500	\$212.50	\$215.90
		2023Q1	2	1,259.00	\$209,517	\$166.42	\$164.61
			4	1,299.00	\$218,017	\$167.83	\$166.19

WEIGHTED AVERAGE ITEM PRICE REPORT  
BY REGION, ITEM, AND QUARTER

REGION	ITEM	CALENDAR QUARTER	NUMBER OF OCCUR'S	TOTAL QUANTITY	TOTAL DOLLARS	AVERAGE AWARDED PRICE	AVERAGE OF LOW 3 BIDDERS
N	CONCRETE ISLAND, 8" THICK / SY						
	606081P	2022Q3	1	28.00	\$8,540	\$305.00	\$218.33
			1	28.00	\$8,540	\$305.00	\$218.33
	DETECTABLE WARNING SURFACE / SY						
	606084P	2022Q2	6	365.00	\$112,090	\$307.10	\$421.87
		2022Q3	1	30.00	\$22,500	\$750.00	\$405.38
		2022Q4	2	35.00	\$8,750	\$250.00	\$767.99
		2023Q1	5	228.00	\$56,632	\$248.39	\$194.05
			14	658.00	\$199,972	\$303.91	\$360.59
	TURF PAVERS / SY						
	606095P	2022Q2	1	11.00	\$4,235	\$385.00	\$283.07
		2022Q3	1	50.00	\$10,000	\$200.00	\$215.00
		2022Q4	1	460.00	\$161,000	\$350.00	\$320.17
			3	521.00	\$175,235	\$336.34	\$309.29
	STAMPED COLORED CONC SIDEWALKS, 4" / SY						
	606103P	2022Q2	1	302.00	\$66,440	\$220.00	\$220.00
		2023Q1	1	11.00	\$3,630	\$330.00	\$390.00
			2	313.00	\$70,070	\$223.87	\$225.97
	15" X 41" CONCRETE BARRIER CURB / LF						
	607003P	2023Q1	1	40.00	\$5,280	\$132.00	\$172.33
			1	40.00	\$5,280	\$132.00	\$172.33
	24" X 41" CONCRETE BARRIER CURB / LF						
	607012P	2022Q2	2	788.00	\$310,280	\$393.76	\$314.97

(item continued)

WEIGHTED AVERAGE ITEM PRICE REPORT  
BY REGION, ITEM, AND QUARTER

REGION	ITEM	CALENDAR QUARTER	NUMBER OF OCCUR'S	TOTAL QUANTITY	TOTAL DOLLARS	AVERAGE AWARDED PRICE	AVERAGE OF LOW 3 BIDDERS
N	24" X 41" CONCRETE BARRIER CURB / LF						
	607012P	2023Q1	1	40.00	\$37,800	\$945.00	\$728.33
			3	828.00	\$348,080	\$420.39	\$334.94
-----							
	9" X 16" CONCRETE VERTICAL CURB / LF						
	607018P	2022Q2	10	34,486.00	\$3,027,502	\$87.79	\$67.75
		2022Q3	3	8,882.00	\$410,225	\$46.19	\$47.71
		2022Q4	2	941.00	\$111,850	\$118.86	\$99.61
		2023Q1	6	16,716.00	\$1,356,939	\$81.18	\$67.27
			21	61,025.00	\$4,906,516	\$80.40	\$65.19
-----							
	9" X 18" CONCRETE VERTICAL CURB / LF						
	607021P	2022Q2	2	796.00	\$57,011	\$71.62	\$66.90
		2022Q4	1	112.00	\$12,880	\$115.00	\$130.00
		2023Q1	5	9,040.00	\$687,913	\$76.10	\$65.34
			8	9,948.00	\$757,804	\$76.18	\$66.19
-----							
	9" X 20" CONCRETE VERTICAL CURB / LF						
	607024P	2022Q2	1	21.00	\$1,806	\$86.00	\$82.33
		2022Q4	1	56.00	\$6,720	\$120.00	\$140.00
		2023Q1	5	1,344.00	\$102,533	\$76.29	\$69.14
			7	1,421.00	\$111,059	\$78.16	\$72.13
-----							
	12" X 13" CONCRETE SLOPING CURB / LF						
	607030P	2022Q2	3	2,176.00	\$111,666	\$51.32	\$48.54
		2022Q3	1	216.00	\$8,640	\$40.00	\$56.30
		2023Q1	4	3,245.00	\$147,868	\$45.57	\$58.62
			8	5,637.00	\$268,174	\$47.57	\$54.64
-----							



WEIGHTED AVERAGE ITEM PRICE REPORT  
BY REGION, ITEM, AND QUARTER

REGION	ITEM	CALENDAR QUARTER	NUMBER OF OCCUR'S	TOTAL QUANTITY	TOTAL DOLLARS	AVERAGE AWARDED PRICE	AVERAGE OF LOW 3 BIDDERS
N	9" X 14" CONCRETE VERTICAL CURB / LF						
	607034P	2022Q2	5	7,063.00	\$639,515	\$90.54	\$68.14
		2022Q3	2	1,096.00	\$52,624	\$48.01	\$49.81
			7	8,159.00	\$692,139	\$84.83	\$65.68
	9" X 10" CONCRETE VERTICAL CURB, DOWELLE / LF						
	607051P	2022Q2	1	280.00	\$22,400	\$80.00	\$80.00
			1	280.00	\$22,400	\$80.00	\$80.00
	24" X VARIABLE HEIGHT CONCRETE BARRIER C / LF						
	607060P	2022Q2	2	1,558.00	\$348,455	\$223.66	\$234.07
		2022Q3	1	318.00	\$79,500	\$250.00	\$301.67
			3	1,876.00	\$427,955	\$228.12	\$245.52
	24" X VARIABLE HEIGHT CONCRETE BARRIER C / LF						
	607066P	2022Q2	1	1,714.00	\$342,800	\$200.00	\$326.67
			1	1,714.00	\$342,800	\$200.00	\$326.67
	9" X VARIABLE HEIGHT CONCRETE VERTICAL C / LF						
	607069P	2023Q1	3	250.00	\$19,650	\$78.60	\$73.10
			3	250.00	\$19,650	\$78.60	\$73.10
	GRANITE CURB / LF						
	607075P	2022Q2	2	231.00	\$19,010	\$82.29	\$141.22
		2022Q3	1	41.00	\$1,640	\$40.00	\$63.77
			3	272.00	\$20,650	\$75.92	\$129.55

WEIGHTED AVERAGE ITEM PRICE REPORT  
BY REGION, ITEM, AND QUARTER

REGION	ITEM	CALENDAR QUARTER	NUMBER OF OCCUR'S	TOTAL QUANTITY	TOTAL DOLLARS	AVERAGE AWARDED PRICE	AVERAGE OF LOW 3 BIDDERS
N	BELGIAN BLOCK CURB / LF						
	607076P	2023Q1	1	24.00	\$1,800	\$75.00	\$86.00
			1	24.00	\$1,800	\$75.00	\$86.00
	RESET GRANITE CURB / LF						
	607078P	2022Q2	1	160.00	\$12,000	\$75.00	\$75.00
			1	160.00	\$12,000	\$75.00	\$75.00
	9" X 4" HOT MIX ASPHALT CURB / LF						
	607081P	2022Q2	2	1,173.00	\$53,730	\$45.81	\$29.27
		2022Q3	1	467.00	\$10,041	\$21.50	\$24.15
			3	1,640.00	\$63,771	\$38.88	\$27.81
	15" X 51" F SHAPE CONCRETE BARRIER CURB / LF						
	607110P	2023Q1	1	248.00	\$45,384	\$183.00	\$206.00
			1	248.00	\$45,384	\$183.00	\$206.00
	24 1/2" X ___" F SHAPE BAR CURB, DOWELLED / LF						
	607112P	2022Q2	1	1,822.00	\$300,630	\$165.00	\$255.00
			1	1,822.00	\$300,630	\$165.00	\$255.00
	15" X VAR HT F SHAPE CONC BAR CURB, DOW / LF						
	607113P	2023Q1	1	35.00	\$6,510	\$186.00	\$208.67
			1	35.00	\$6,510	\$186.00	\$208.67
	VAR WIDTH X VAR HT F SHAPE CONC BAR CURB / LF						
	607115P	2022Q2	1	4,072.00	\$1,893,480	\$465.00	\$456.67
			1	4,072.00	\$1,893,480	\$465.00	\$456.67

WEIGHTED AVERAGE ITEM PRICE REPORT  
BY REGION, ITEM, AND QUARTER

REGION	ITEM	CALENDAR QUARTER	NUMBER OF OCCUR'S	TOTAL QUANTITY	TOTAL DOLLARS	AVERAGE AWARDED PRICE	AVERAGE OF LOW 3 BIDDERS
N	NONVEGETATIVE SURFACE, HOT MIX ASPHALT / SY						
	608003P	2022Q2	2	366.00	\$18,260	\$49.89	\$54.95
		2022Q3	1	160.00	\$8,800	\$55.00	\$78.33
		2022Q4	1	266.00	\$19,950	\$75.00	\$87.50
		2023Q1	3	296.00	\$21,930	\$74.09	\$56.46
			7	1,088.00	\$68,940	\$63.36	\$66.76
	NONVEGETATIVE SURFACE, POROUS HMA / SY						
	608004P	2022Q2	6	19,600.00	\$1,017,523	\$51.91	\$49.49
		2023Q1	1	1,165.00	\$135,140	\$116.00	\$73.00
			7	20,765.00	\$1,152,663	\$55.51	\$50.80
	NONVEGETATIVE SURFACE, POROUS HOT MIX AS / SY						
	608005P	2022Q2	2	3,100.00	\$201,400	\$64.97	\$70.53
		2022Q3	1	225.00	\$15,975	\$71.00	\$68.77
		2023Q1	1	897.00	\$104,052	\$116.00	\$78.67
			4	4,222.00	\$321,427	\$76.13	\$72.16
	NONVEGETATIVE SURFACE, POLYESTER MATTING / SY						
	608012P	2022Q2	1	552.00	\$37,536	\$68.00	\$62.53
		2022Q3	1	698.00	\$40,135	\$57.50	\$56.18
			2	1,250.00	\$77,671	\$62.14	\$58.99
	NONVEGETATIVE SURFACE, BROKEN STONE / SY						
	608015P	2023Q1	1	360.00	\$11,880	\$33.00	\$49.33
			1	360.00	\$11,880	\$33.00	\$49.33
	BEAM GUIDE RAIL / LF						
	609003M	2022Q2	8	95,068.00	\$5,458,574	\$57.42	\$51.32

(item continued)

WEIGHTED AVERAGE ITEM PRICE REPORT  
BY REGION, ITEM, AND QUARTER

REGION	ITEM	CALENDAR QUARTER	NUMBER OF OCCUR'S	TOTAL QUANTITY	TOTAL DOLLARS	AVERAGE AWARDED PRICE	AVERAGE OF LOW 3 BIDDERS
N	BEAM GUIDE RAIL / LF						
	609003M	2022Q3	2	1,255.00	\$58,355	\$46.50	\$45.52
		2022Q4	1	325.00	\$15,600	\$48.00	\$62.75
		2023Q1	1	1,432.00	\$55,848	\$39.00	\$36.33
			12	98,080.00	\$5,588,377	\$56.98	\$51.06
	BEAM GUIDE RAIL, BRIDGE / LF						
	609004M	2022Q2	3	2,246.00	\$446,865	\$198.96	\$249.60
		2023Q1	1	85.00	\$20,230	\$238.00	\$221.00
			4	2,331.00	\$467,095	\$200.38	\$248.56
	MODIFIED THRIE BEAM GUIDE RAIL / LF						
	609009M	2022Q2	2	2,778.00	\$193,925	\$69.81	\$83.30
		2022Q3	1	19.00	\$2,128	\$112.00	\$111.70
			3	2,797.00	\$196,053	\$70.09	\$83.50
	THRIE BEAM GUIDE RAIL, BRIDGE / LF						
	609015M	2022Q2	2	438.00	\$101,050	\$230.71	\$234.09
			2	438.00	\$101,050	\$230.71	\$234.09
	RUB RAIL / LF						
	609021M	2022Q2	1	100.00	\$1,400	\$14.00	\$16.00
			1	100.00	\$1,400	\$14.00	\$16.00
	FLARED GUIDE RAIL TERMINAL / U						
	609024M	2022Q2	1	225.00	\$658,125	\$2,925.00	\$3,712.50
			1	225.00	\$658,125	\$2,925.00	\$3,712.50

WEIGHTED AVERAGE ITEM PRICE REPORT  
BY REGION, ITEM, AND QUARTER

REGION	ITEM	CALENDAR QUARTER	NUMBER OF OCCUR'S	TOTAL QUANTITY	TOTAL DOLLARS	AVERAGE AWARDED PRICE	AVERAGE OF LOW 3 BIDDERS
N	BURIED GUIDE RAIL TERMINAL / U						
	609025M	2022Q2	1	5.00	\$5	\$1.00	\$1,500.50
		2022Q3	1	1.00	\$3,350	\$3,350.00	\$3,302.00
			2	6.00	\$3,355	\$559.17	\$1,767.42
	TANGENT GUIDE RAIL TERMINAL / U						
	609027M	2022Q2	8	120.00	\$417,525	\$3,479.38	\$4,096.19
		2022Q3	2	9.00	\$38,300	\$4,255.56	\$4,300.92
		2023Q1	1	2.00	\$9,530	\$4,765.00	\$4,321.67
			11	131.00	\$465,355	\$3,552.33	\$4,113.70
	TELESCOPING GUIDE RAIL END TERMINAL / U						
	609030M	2022Q2	1	35.00	\$77,000	\$2,200.00	\$4,700.00
			1	35.00	\$77,000	\$2,200.00	\$4,700.00
	CONTROLLED RELEASE TERMINAL / U						
	609033M	2022Q2	2	16.00	\$11,200	\$700.00	\$1,330.92
			2	16.00	\$11,200	\$700.00	\$1,330.92
	CONTROLLED RELEASE TERMINAL ANCHORAGE / U						
	609036M	2022Q2	2	6.00	\$6,200	\$1,033.33	\$2,494.44
			2	6.00	\$6,200	\$1,033.33	\$2,494.44
	BEAM GUIDE RAIL ANCHORAGE / U						
	609039M	2022Q2	8	123.00	\$155,320	\$1,262.76	\$1,814.18
		2022Q3	2	9.00	\$18,500	\$2,055.56	\$2,236.46
		2022Q4	1	2.00	\$4,600	\$2,300.00	\$3,283.33

(item continued)

WEIGHTED AVERAGE ITEM PRICE REPORT  
BY REGION, ITEM, AND QUARTER

REGION	ITEM	CALENDAR QUARTER	NUMBER OF OCCUR'S	TOTAL QUANTITY	TOTAL DOLLARS	AVERAGE AWARDED PRICE	AVERAGE OF LOW 3 BIDDERS
N	BEAM GUIDE RAIL ANCHORAGE / U						
	609039M	2023Q1	1	4.00	\$8,896	\$2,224.00	\$2,074.67
			12	138.00	\$187,316	\$1,357.36	\$1,870.56
	BEAM GUIDE RAIL POST / U						
	609042M	2022Q2	2	190.00	\$33,088	\$174.15	\$155.00
			2	190.00	\$33,088	\$174.15	\$155.00
	BEAM GUIDE RAIL POST, 7' LONG / U						
	609045M	2022Q2	1	54.00	\$1,080	\$20.00	\$67.50
			1	54.00	\$1,080	\$20.00	\$67.50
	BEAM GUIDE RAIL POST, 8' LONG / U						
	609048M	2022Q2	2	179.00	\$7,160	\$40.00	\$63.75
			2	179.00	\$7,160	\$40.00	\$63.75
	BEAM GUIDE RAIL POST, 9' LONG / U						
	609050M	2022Q2	1	15.00	\$1,875	\$125.00	\$119.33
			1	15.00	\$1,875	\$125.00	\$119.33
	BEAM GUIDE RAIL ELEMENT / LF						
	609054M	2022Q2	1	32.00	\$480	\$15.00	\$26.00
		2022Q3	1	25.00	\$400	\$16.00	\$43.67
			2	57.00	\$880	\$15.44	\$33.75
	APPROACH GUIDE RAIL TRANSITION TL-2 / U						
	609058M	2022Q2	2	6.00	\$18,000	\$3,000.00	\$3,518.27
			2	6.00	\$18,000	\$3,000.00	\$3,518.27

WEIGHTED AVERAGE ITEM PRICE REPORT  
BY REGION, ITEM, AND QUARTER

REGION	ITEM	CALENDAR QUARTER	NUMBER OF OCCUR'S	TOTAL QUANTITY	TOTAL DOLLARS	AVERAGE AWARDED PRICE	AVERAGE OF LOW 3 BIDDERS
N	APPROACH GUIDE RAIL TRANSITION TL-3 / U						
	609059M	2022Q2	3	24.00	\$98,800	\$4,116.67	\$4,017.22
		2022Q3	2	3.00	\$12,650	\$4,216.67	\$5,473.33
			5	27.00	\$111,450	\$4,127.78	\$4,179.01
	RESET BEAM GUIDE RAIL WITH EXISTING POST / LF						
	609063M	2022Q2	2	425.00	\$11,000	\$25.88	\$21.78
			2	425.00	\$11,000	\$25.88	\$21.78
	REMOVAL OF BEAM GUIDE RAIL / LF						
	609075M	2022Q2	8	42,987.00	\$106,572	\$2.48	\$2.17
		2022Q3	1	1,110.00	\$3,885	\$3.50	\$3.18
		2022Q4	2	406.00	\$766	\$1.89	\$5.93
		2023Q1	1	1,302.00	\$1,302	\$1.00	\$4.00
			12	45,805.00	\$112,525	\$2.46	\$2.28
	TRAFFIC STRIPES, 4" / LF						
	610003M	2022Q2	9	576,918.00	\$271,778	\$0.47	\$0.43
		2022Q3	2	68,357.00	\$29,884	\$0.44	\$0.51
		2022Q4	3	156,179.00	\$172,610	\$1.11	\$1.08
		2023Q1	12	1,136,495.00	\$550,932	\$0.48	\$0.47
			26	1,937,949.00	\$1,025,204	\$0.53	\$0.51
	TRAFFIC STRIPES, 6" / LF						
	610006M	2022Q2	1	1,500.00	\$4,500	\$3.00	\$2.83
		2022Q3	1	63,600.00	\$36,252	\$0.57	\$0.53
		2022Q4	1	275,000.00	\$2,750	\$0.01	\$0.15
		2023Q1	5	163,525.00	\$162,025	\$0.99	\$0.90
			8	503,625.00	\$205,527	\$0.41	\$0.45

WEIGHTED AVERAGE ITEM PRICE REPORT  
BY REGION, ITEM, AND QUARTER

REGION	ITEM	CALENDAR QUARTER	NUMBER OF OCCUR'S	TOTAL QUANTITY	TOTAL DOLLARS	AVERAGE AWARDED PRICE	AVERAGE OF LOW 3 BIDDERS
N	TRAFFIC STRIPES, 8" / LF						
	610007M	2022Q2	3	12,627.00	\$11,510	\$0.91	\$0.96
		2022Q3	3	3,610.00	\$2,741	\$0.76	\$0.78
		2022Q4	3	17,916.00	\$13,977	\$0.78	\$0.93
		2023Q1	9	97,162.00	\$118,109	\$1.22	\$1.10
			18	131,315.00	\$146,337	\$1.11	\$1.05
	TRAFFIC MARKINGS / SF						
	610009M	2022Q2	1	566.00	\$4,528	\$8.00	\$8.01
		2022Q4	1	180.00	\$3,240	\$18.00	\$18.00
			2	746.00	\$7,768	\$10.41	\$10.42
	RPM, MONO-DIRECTIONAL, WHITE LENS / U						
	610012M	2022Q2	8	5,231.00	\$217,125	\$41.51	\$37.45
		2022Q3	3	994.00	\$37,369	\$37.59	\$35.67
		2022Q4	3	1,954.00	\$64,466	\$32.99	\$31.69
		2023Q1	8	3,520.00	\$125,541	\$35.67	\$37.20
			22	11,699.00	\$444,501	\$37.99	\$36.26
	TRAFFIC MARKING LINES, 4" / LF						
	610013M	2023Q1	3	27,500.00	\$34,950	\$1.27	\$1.17
			3	27,500.00	\$34,950	\$1.27	\$1.17
	TRAFFIC MARKING LINES, 8" / LF						
	610014M	2022Q2	7	31,622.00	\$55,427	\$1.75	\$1.70
		2022Q3	2	4,750.00	\$7,668	\$1.61	\$1.70
		2022Q4	1	1,200.00	\$2,100	\$1.75	\$1.98
		2023Q1	8	33,455.00	\$87,843	\$2.63	\$2.33
			18	71,027.00	\$153,038	\$2.15	\$2.00



WEIGHTED AVERAGE ITEM PRICE REPORT  
BY REGION, ITEM, AND QUARTER

REGION	ITEM	CALENDAR QUARTER	NUMBER OF OCCUR'S	TOTAL QUANTITY	TOTAL DOLLARS	AVERAGE AWARDED PRICE	AVERAGE OF LOW 3 BIDDERS
N	RPM, BI-DIRECTIONAL, WHITE LENS / U						
	610015M	2023Q1	1	174.00	\$4,524	\$26.00	\$55.33
			1	174.00	\$4,524	\$26.00	\$55.33
-----							
	TRAFFIC MARKING LINES, 12" / LF						
	610016M	2022Q2	2	164.00	\$957	\$5.83	\$6.53
		2022Q3	1	70.00	\$154	\$2.20	\$2.17
		2022Q4	1	582.00	\$1,455	\$2.50	\$2.83
		2023Q1	3	2,140.00	\$13,495	\$6.31	\$6.25
			7	2,956.00	\$16,061	\$5.43	\$5.49
-----							
	TRAFFIC MARKING LINES, 24" / LF						
	610017M	2022Q2	8	20,202.00	\$113,524	\$5.62	\$5.49
		2022Q3	3	2,370.00	\$13,595	\$5.74	\$6.17
		2022Q4	3	2,200.00	\$12,650	\$5.75	\$6.60
		2023Q1	9	30,125.00	\$227,521	\$7.55	\$7.02
			23	54,897.00	\$367,290	\$6.69	\$6.40
-----							
	RPM, MONO-DIRECTIONAL, AMBER LENS / U						
	610018M	2022Q2	8	2,232.00	\$91,878	\$41.16	\$38.34
		2022Q3	3	360.00	\$13,520	\$37.56	\$36.00
		2022Q4	2	718.00	\$23,640	\$32.92	\$30.91
		2023Q1	8	2,481.00	\$87,298	\$35.19	\$36.95
			21	5,791.00	\$216,335	\$37.36	\$36.68
-----							
	RPM, BI-DIRECTIONAL, AMBER LENS / U						
	610021M	2022Q2	4	287.00	\$10,395	\$36.22	\$42.29
		2022Q3	1	15.00	\$510	\$34.00	\$35.57
		2022Q4	2	650.00	\$29,142	\$44.83	\$39.94

(item continued)

WEIGHTED AVERAGE ITEM PRICE REPORT  
BY REGION, ITEM, AND QUARTER

REGION	ITEM	CALENDAR QUARTER	NUMBER OF OCCUR'S	TOTAL QUANTITY	TOTAL DOLLARS	AVERAGE AWARDED PRICE	AVERAGE OF LOW 3 BIDDERS
N	RPM, BI-DIRECTIONAL, AMBER LENS / U						
	610021M	2023Q1	8	4,010.00	\$149,123	\$37.19	\$36.98
			15	4,962.00	\$189,170	\$38.12	\$37.67
-----							
	REMOVAL OF RPM / U						
	610024M	2022Q2	6	6,984.00	\$78,815	\$11.29	\$9.50
		2022Q3	3	1,235.00	\$10,740	\$8.70	\$12.22
		2022Q4	3	3,180.00	\$64,001	\$20.13	\$8.96
		2023Q1	8	10,071.00	\$84,238	\$8.36	\$5.46
			20	21,470.00	\$237,794	\$11.08	\$7.68
-----							
	REMOVAL AND REPLACEMENT OF RPM LENS / U						
	610027M	2023Q1	1	100.00	\$2,000	\$20.00	\$21.50
			1	100.00	\$2,000	\$20.00	\$21.50
-----							
	FLEXIBLE DELINEATOR, GROUND MOUNTED / U						
	610030M	2023Q1	1	50.00	\$10,000	\$200.00	\$225.00
			1	50.00	\$10,000	\$200.00	\$225.00
-----							
	RUMBLE STRIP / LF						
	610033M	2022Q2	4	52,229.00	\$63,252	\$1.21	\$1.46
		2022Q3	2	32,150.00	\$26,313	\$0.82	\$0.72
		2022Q4	2	68,000.00	\$35,925	\$0.53	\$0.47
		2023Q1	8	160,415.00	\$146,630	\$0.91	\$0.82
			16	312,794.00	\$272,120	\$0.87	\$0.84
-----							
	REMOVAL OF TRAFFIC STRIPES / LF						
	610036M	2022Q2	7	492,930.00	\$398,265	\$0.81	\$0.72

(item continued)

WEIGHTED AVERAGE ITEM PRICE REPORT  
BY REGION, ITEM, AND QUARTER

REGION	ITEM	CALENDAR QUARTER	NUMBER OF OCCUR'S	TOTAL QUANTITY	TOTAL DOLLARS	AVERAGE AWARDED PRICE	AVERAGE OF LOW 3 BIDDERS
N	REMOVAL OF TRAFFIC STRIPES / LF						
	610036M	2022Q3	3	119,450.00	\$98,175	\$0.82	\$0.73
		2022Q4	2	291,855.00	\$204,341	\$0.70	\$0.68
		2023Q1	9	234,000.00	\$179,870	\$0.77	\$0.76
			21	1,138,235.00	\$880,651	\$0.77	\$0.72
	REMOVAL OF RUMBLE STRIP / LF						
	610038M	2022Q2	3	22,797.00	\$178,615	\$7.84	\$10.24
		2022Q3	1	800.00	\$1,320	\$1.65	\$15.28
		2023Q1	1	700.00	\$14,700	\$21.00	\$19.17
			5	24,297.00	\$194,635	\$8.01	\$10.66
	REMOVAL OF TRAFFIC MARKINGS / SF						
	610039M	2022Q2	4	20,950.00	\$58,550	\$2.79	\$3.20
		2022Q3	2	6,200.00	\$18,260	\$2.95	\$2.18
		2022Q4	2	2,580.00	\$8,280	\$3.21	\$2.84
		2023Q1	8	6,250.00	\$21,023	\$3.36	\$2.94
			16	35,980.00	\$106,113	\$2.95	\$2.95
	TRAFFIC MARKINGS SYMBOLS / SF						
	610060M	2022Q2	5	7,605.00	\$61,275	\$8.06	\$7.74
		2022Q3	3	2,733.00	\$20,439	\$7.48	\$7.64
		2022Q4	2	845.00	\$6,678	\$7.90	\$8.53
		2023Q1	11	18,459.00	\$158,716	\$8.60	\$8.93
			21	29,642.00	\$247,108	\$8.34	\$8.49
	CUSH, COMP BAR, TYPE 2, NARROW / U						
	611300M	2022Q2	1	1.00	\$50,000	\$50,000.00	\$50,000.00
			1	1.00	\$50,000	\$50,000.00	\$50,000.00

WEIGHTED AVERAGE ITEM PRICE REPORT  
BY REGION, ITEM, AND QUARTER

REGION	ITEM	CALENDAR QUARTER	NUMBER OF OCCUR'S	TOTAL QUANTITY	TOTAL DOLLARS	AVERAGE AWARDED PRICE	AVERAGE OF LOW 3 BIDDERS
N	CRASH CUSH, COMP BAR, TYPE 3, NARROW / U						
	611312M	2022Q2	2	20.00	\$817,000	\$40,850.00	\$41,900.00
		2022Q3	1	2.00	\$100,000	\$50,000.00	\$39,333.33
			3	22.00	\$917,000	\$41,681.82	\$41,666.67
	CRASH CUSHION, COMP BAR, TYPE 3, WIDE / U						
	611318M	2022Q2	2	10.00	\$558,000	\$55,800.00	\$56,940.00
		2022Q3	1	1.00	\$62,000	\$62,000.00	\$55,815.03
			3	11.00	\$620,000	\$56,363.64	\$56,837.73
	REGULATORY AND WARNING SIGN / SF						
	612003P	2022Q2	7	3,431.00	\$142,356	\$41.49	\$43.89
		2022Q3	2	733.00	\$30,467	\$41.56	\$41.20
		2022Q4	2	634.00	\$33,810	\$53.33	\$68.57
		2023Q1	2	494.00	\$31,656	\$64.08	\$51.36
			13	5,292.00	\$238,289	\$45.03	\$47.17
	GUIDE SIGN, TYPE GA, STEEL "U" POST SUPP / SF						
	612006P	2022Q2	2	528.00	\$21,956	\$41.58	\$55.53
		2022Q3	1	87.00	\$2,567	\$29.50	\$30.45
			3	615.00	\$24,523	\$39.87	\$51.98
	GUIDE SIGN PANEL, TYPE GO / SF						
	612015P	2022Q2	1	1,315.00	\$59,175	\$45.00	\$46.00
		2023Q1	1	929.00	\$64,101	\$69.00	\$57.33
			2	2,244.00	\$123,276	\$54.94	\$50.69
	RELOCATE SIGN / U						
	612021M	2022Q2	1	1.00	\$500	\$500.00	\$283.33

(item continued)

WEIGHTED AVERAGE ITEM PRICE REPORT  
BY REGION, ITEM, AND QUARTER

REGION	ITEM	CALENDAR QUARTER	NUMBER OF OCCUR'S	TOTAL QUANTITY	TOTAL DOLLARS	AVERAGE AWARDED PRICE	AVERAGE OF LOW 3 BIDDERS
N	RELOCATE SIGN / U						
	612021M	2022Q3	1	2.00	\$500	\$250.00	\$283.33
		2022Q4	1	1.00	\$300	\$300.00	\$1,041.67
			3	4.00	\$1,300	\$325.00	\$472.92
-----							
	OVERHEAD STREET NAME SIGNS / SF						
	612030P	2022Q2	3	590.00	\$31,316	\$53.08	\$54.12
		2022Q3	1	136.00	\$7,480	\$55.00	\$53.83
		2022Q4	1	165.00	\$9,075	\$55.00	\$65.25
			5	891.00	\$47,871	\$53.73	\$56.13
-----							
	WATER UTILITY RELOCATION / LS						
	651001P	2022Q3	2	2.00	\$161,000	\$80,500.00	\$163,500
			2	2.00	\$161,000	\$80,500.00	\$163,500
-----							
	TEMPORARY WATER PIPING / LS						
	651002P	2022Q3	1	1.00	\$35,000	\$35,000.00	\$100,000
			1	1.00	\$35,000	\$35,000.00	\$100,000
-----							
	8" DUCTILE IRON WATER PIPE, CLASS 50 / LF						
	651009P	2022Q2	1	306.00	\$140,760	\$460.00	\$482.69
			1	306.00	\$140,760	\$460.00	\$482.69
-----							
	12" DUCTILE IRON WATER PIPE, CLASS 50 / LF						
	651015P	2022Q2	1	4.00	\$19,800	\$4,950.00	\$5,192.07
			1	4.00	\$19,800	\$4,950.00	\$5,192.07
-----							

WEIGHTED AVERAGE ITEM PRICE REPORT  
BY REGION, ITEM, AND QUARTER

REGION	ITEM	CALENDAR QUARTER	NUMBER OF OCCUR'S	TOTAL QUANTITY	TOTAL DOLLARS	AVERAGE AWARDED PRICE	AVERAGE OF LOW 3 BIDDERS
N	6" DUCTILE IRON WATER PIPE, CLASS 54 / LF						
	651055P	2022Q2	1	220.00	\$58,300	\$265.00	\$391.67
			1	220.00	\$58,300	\$265.00	\$391.67
	8" DUCTILE IRON WATER PIPE, CLASS 54 / LF						
	651058P	2022Q2	1	250.00	\$75,000	\$300.00	\$381.67
			1	250.00	\$75,000	\$300.00	\$381.67
	12" DUCTILE IRON WATER PIPE, CLASS 54 / LF						
	651064P	2022Q2	1	105.00	\$51,975	\$495.00	\$731.67
			1	105.00	\$51,975	\$495.00	\$731.67
	8" DUCTILE IRON WATER PIPE BRIDGE, CL 54 / LF						
	651145P	2022Q2	1	317.00	\$204,782	\$646.00	\$677.59
			1	317.00	\$204,782	\$646.00	\$677.59
	FIRE HYDRANT / U						
	651246M	2022Q2	2	8.00	\$90,250	\$11,281.25	\$12,528.91
		2022Q3	1	2.00	\$20,000	\$10,000.00	\$10,166.67
			3	10.00	\$110,250	\$11,025.00	\$12,056.46
	RELOCATE FIRE HYDRANT / U						
	651249M	2022Q3	1	2.00	\$3,400	\$1,700.00	\$7,733.33
			1	2.00	\$3,400	\$1,700.00	\$7,733.33
	RESET FIRE HYDRANT / U						
	651252M	2022Q2	2	2.00	\$3,900	\$1,950.00	\$2,358.68
			2	2.00	\$3,900	\$1,950.00	\$2,358.68

WEIGHTED AVERAGE ITEM PRICE REPORT  
BY REGION, ITEM, AND QUARTER

REGION	ITEM	CALENDAR QUARTER	NUMBER OF OCCUR'S	TOTAL QUANTITY	TOTAL DOLLARS	AVERAGE AWARDED PRICE	AVERAGE OF LOW 3 BIDDERS
N	RESET WATER MANHOLE / U						
	651253M	2022Q2	1	1.00	\$1,500	\$1,500.00	\$1,185.00
			1	1.00	\$1,500	\$1,500.00	\$1,185.00
	RESET WATER VALVE BOX / U						
	651255M	2022Q2	5	36.00	\$3,275	\$90.97	\$142.71
		2022Q3	1	2.00	\$850	\$425.00	\$1,741.67
		2023Q1	6	368.00	\$20,465	\$55.61	\$40.17
			12	406.00	\$24,590	\$60.57	\$57.65
	WATER AS-BUILT PLAN / LS						
	651258M	2022Q2	1	1.00	\$3,000	\$3,000.00	\$3,600.00
			1	1.00	\$3,000	\$3,000.00	\$3,600.00
	12" POLYVINYL CHLORIDE SEWER PIPE / LF						
	652234P	2022Q2	1	647.00	\$158,515	\$245.00	\$213.00
			1	647.00	\$158,515	\$245.00	\$213.00
	MANHOLE, SANITARY SEWER / U						
	652420M	2022Q2	1	2.00	\$15,000	\$7,500.00	\$9,166.67
			1	2.00	\$15,000	\$7,500.00	\$9,166.67
	MANHOLE, DOGHOUSE, SANITARY SEWER / U						
	652421M	2022Q2	1	1.00	\$7,500	\$7,500.00	\$10,166.67
			1	1.00	\$7,500	\$7,500.00	\$10,166.67

WEIGHTED AVERAGE ITEM PRICE REPORT  
BY REGION, ITEM, AND QUARTER

REGION	ITEM	CALENDAR QUARTER	NUMBER OF OCCUR'S	TOTAL QUANTITY	TOTAL DOLLARS	AVERAGE AWARDED PRICE	AVERAGE OF LOW 3 BIDDERS
N	RECONSTRUCTED MANHOLE, SANITARY SEWER, U / U						
	652429M	2022Q2	1	4.00	\$10,000	\$2,500.00	\$3,200.00
			1	4.00	\$10,000	\$2,500.00	\$3,200.00
	RESET MANHOLE, SANITARY SEWER, USING EXI / U						
	652432M	2022Q2	1	1.00	\$1,150	\$1,150.00	\$1,150.00
		2023Q1	1	35.00	\$35,000	\$1,000.00	\$808.33
			2	36.00	\$36,150	\$1,004.17	\$817.82
	RESET MANHOLE, SANITARY SEWER, USING NEW / U						
	652435M	2022Q2	1	18.00	\$23,400	\$1,300.00	\$1,231.67
			1	18.00	\$23,400	\$1,300.00	\$1,231.67
	TEMPORARY SEWER BYPASS / U						
	652437M	2022Q3	1	1.00	\$15,000	\$15,000.00	\$25,333.33
			1	1.00	\$15,000	\$15,000.00	\$25,333.33
	SANITARY UTILITY RELOCATION / LS						
	652600P	2022Q3	1	1.00	\$25,000	\$25,000.00	\$28,666.67
			1	1.00	\$25,000	\$25,000.00	\$28,666.67
	GAS UTILITY RELOCATION / LS						
	653001P	2022Q3	1	1.00	\$50,000	\$50,000.00	\$108,333
			1	1.00	\$50,000	\$50,000.00	\$108,333
	TEMPORARY GAS MAIN, _____ / LS						
	653002P	2022Q3	1	1.00	\$45,000	\$45,000.00	\$76,666.67
			1	1.00	\$45,000	\$45,000.00	\$76,666.67



WEIGHTED AVERAGE ITEM PRICE REPORT  
BY REGION, ITEM, AND QUARTER

REGION	ITEM	CALENDAR QUARTER	NUMBER OF OCCUR'S	TOTAL QUANTITY	TOTAL DOLLARS	AVERAGE AWARDED PRICE	AVERAGE OF LOW 3 BIDDERS
N	6" GAS MAIN / LF						
	653009P	2022Q2	1	670.00	\$324,950	\$485.00	\$423.33
			1	670.00	\$324,950	\$485.00	\$423.33
	16" GAS MAIN / LF						
	653024P	2022Q2	1	180.00	\$189,000	\$1,050.00	\$1,233.33
			1	180.00	\$189,000	\$1,050.00	\$1,233.33
	GAS SERVICE CONNECTION / U						
	653081M	2022Q2	1	18.00	\$111,600	\$6,200.00	\$6,100.00
			1	18.00	\$111,600	\$6,200.00	\$6,100.00
	RESET GAS VALVE BOX / U						
	653084M	2022Q2	2	10.00	\$1,360	\$136.00	\$662.00
		2022Q3	2	4.00	\$6,400	\$1,600.00	\$764.38
		2023Q1	6	246.00	\$5,720	\$23.25	\$21.79
			10	260.00	\$13,480	\$51.85	\$57.84
	GAS AS-BUILT PLAN / LS						
	653087P	2022Q2	1	1.00	\$2,700	\$2,700.00	\$2,166.67
			1	1.00	\$2,700	\$2,700.00	\$2,166.67
	GAS MAIN REMOVAL / LF						
	653088P	2022Q2	1	770.00	\$123,200	\$160.00	\$161.67
			1	770.00	\$123,200	\$160.00	\$161.67

WEIGHTED AVERAGE ITEM PRICE REPORT  
BY REGION, ITEM, AND QUARTER

REGION	ITEM	CALENDAR QUARTER	NUMBER OF OCCUR'S	TOTAL QUANTITY	TOTAL DOLLARS	AVERAGE AWARDED PRICE	AVERAGE OF LOW 3 BIDDERS
N	ELECTRICAL CONDUIT / LF						
	654003P	2022Q2	1	581.00	\$246,925	\$425.00	\$408.71
			1	581.00	\$246,925	\$425.00	\$408.71
	GUY ANCHOR INSTALLATION / U						
	654005M	2022Q2	1	4.00	\$13,200	\$3,300.00	\$2,616.67
			1	4.00	\$13,200	\$3,300.00	\$2,616.67
	ELECTRICAL UTILITY RELOCATION / LS						
	654007P	2022Q2	1	1.00	\$600,000	\$600,000	\$500,000
		2022Q3	1	1.00	\$950,000	\$950,000	\$798,760
			2	2.00	\$1,550,000	\$775,000	\$649,380
	RELOCATE UNDERGROUND ELECTRIC SERVICE / U						
	654008P	2022Q2	1	2.00	\$50,000	\$25,000.00	\$21,666.67
		2022Q3	1	4.00	\$88,000	\$22,000.00	\$21,633.33
			2	6.00	\$138,000	\$23,000.00	\$21,644.44
	UTILITY POLE SHEATH / U						
	654010M	2022Q2	1	7.00	\$23,100	\$3,300.00	\$2,833.33
			1	7.00	\$23,100	\$3,300.00	\$2,833.33
	RESET ELECTRIC MANHOLE / U						
	654029M	2022Q2	1	2.00	\$5,600	\$2,800.00	\$1,983.33
			1	2.00	\$5,600	\$2,800.00	\$1,983.33

WEIGHTED AVERAGE ITEM PRICE REPORT  
BY REGION, ITEM, AND QUARTER

REGION	ITEM	CALENDAR QUARTER	NUMBER OF OCCUR'S	TOTAL QUANTITY	TOTAL DOLLARS	AVERAGE AWARDED PRICE	AVERAGE OF LOW 3 BIDDERS
N	ELECTRICAL MANHOLE / U						
	654030M	2022Q2	1	2.00	\$160,000	\$80,000.00	\$73,878.48
			1	2.00	\$160,000	\$80,000.00	\$73,878.48
	RESET TELECOMMUNICATIONS MANHOLE / U						
	654050M	2022Q2	1	4.00	\$3,000	\$750.00	\$1,243.67
		2023Q1	2	25.00	\$64,395	\$2,575.80	\$2,642.47
			3	29.00	\$67,395	\$2,323.97	\$2,449.53
	TELECOMMUNICATION CONDUIT / LF						
	655003P	2022Q2	1	519.00	\$147,396	\$284.00	\$297.89
			1	519.00	\$147,396	\$284.00	\$297.89
	TELECOMMUNICATION MANHOLE / U						
	655012M	2022Q2	1	1.00	\$68,000	\$68,000.00	\$71,325.34
			1	1.00	\$68,000	\$68,000.00	\$71,325.34
	FIBER OPTIC UTILITY RELOCATION / LF						
	655020P	2022Q3	1	60.00	\$39,000	\$650.00	\$413.33
			1	60.00	\$39,000	\$650.00	\$413.33
	TEMPORARY TRACK CROSSING / LS						
	655025P	2023Q1	1	1.00	\$43,761	\$43,761.00	\$52,253.67
			1	1.00	\$43,761	\$43,761.00	\$52,253.67
	ELECTRICAL UTILITY RELOCATION, JCP&L / LS						
	655031P	2022Q2	1	1.00	\$175,000	\$175,000	\$165,459

(item continued)

WEIGHTED AVERAGE ITEM PRICE REPORT  
BY REGION, ITEM, AND QUARTER

REGION	ITEM	CALENDAR QUARTER	NUMBER OF OCCUR'S	TOTAL QUANTITY	TOTAL DOLLARS	AVERAGE AWARDED PRICE	AVERAGE OF LOW 3 BIDDERS
N	ELECTRICAL UTILITY RELOCATION, JCP&L / LS						
	655031P	2022Q4	1	1.00	\$45,000	\$45,000.00	\$92,666.67
			2	2.00	\$220,000	\$110,000	\$129,063
	UTILITY PIPE SUPPORT / LS						
	657005P	2022Q2	1	1.00	\$65,000	\$65,000.00	\$104,688
			1	1.00	\$65,000	\$65,000.00	\$104,688
	1 1/2" RIGID METALLIC CONDUIT / LF						
	701012P	2022Q2	1	90.00	\$4,950	\$55.00	\$77.67
		2023Q1	2	165.00	\$6,105	\$37.00	\$35.67
			3	255.00	\$11,055	\$43.35	\$50.49
	2" RIGID METALLIC CONDUIT / LF						
	701015P	2022Q2	4	514.00	\$41,225	\$80.20	\$87.05
		2022Q3	2	75.00	\$4,260	\$56.80	\$71.55
		2022Q4	1	2,671.00	\$259,087	\$97.00	\$101.33
			7	3,260.00	\$304,572	\$93.43	\$98.40
	2" RIGID METALLIC CONDUIT, PVC COATED / LF						
	701016P	2022Q4	1	1,077.00	\$96,930	\$90.00	\$92.50
		2023Q1	1	1,136.00	\$38,624	\$34.00	\$75.33
			2	2,213.00	\$135,554	\$61.25	\$83.69
	2 1/2" RIGID METALLIC CONDUIT / LF						
	701018P	2022Q4	1	7.00	\$665	\$95.00	\$265.00
			1	7.00	\$665	\$95.00	\$265.00

WEIGHTED AVERAGE ITEM PRICE REPORT  
BY REGION, ITEM, AND QUARTER

REGION	ITEM	CALENDAR QUARTER	NUMBER OF OCCUR'S	TOTAL QUANTITY	TOTAL DOLLARS	AVERAGE AWARDED PRICE	AVERAGE OF LOW 3 BIDDERS
N	3" RIGID METALLIC CONDUIT, PVC COATED / LF						
	701020P	2023Q1	1	632.00	\$41,080	\$65.00	\$111.67
			1	632.00	\$41,080	\$65.00	\$111.67
	3" RIGID METALLIC CONDUIT / LF						
	701021P	2022Q2	7	12,343.00	\$958,924	\$77.69	\$82.63
		2022Q3	2	2,520.00	\$195,880	\$77.73	\$78.01
		2022Q4	2	3,570.00	\$321,336	\$90.01	\$107.40
		2023Q1	3	3,994.00	\$279,051	\$69.87	\$49.41
			14	22,427.00	\$1,755,191	\$78.26	\$80.14
	4" RIGID METALLIC CONDUIT / LF						
	701024P	2022Q2	3	165.00	\$15,510	\$94.00	\$100.00
			3	165.00	\$15,510	\$94.00	\$100.00
	3" RIGID NONMETALLIC CONDUIT / LF						
	701030P	2022Q2	2	1,262.00	\$49,605	\$39.31	\$39.30
		2022Q3	1	330.00	\$12,540	\$38.00	\$44.33
		2023Q1	1	1,315.00	\$24,985	\$19.00	\$30.67
			4	2,907.00	\$87,130	\$29.97	\$35.96
	FIBERGLASS CONDUIT / LF						
	701091P	2022Q2	1	4,755.00	\$85,590	\$18.00	\$18.88
		2023Q1	1	2,078.00	\$164,162	\$79.00	\$50.67
			2	6,833.00	\$249,752	\$36.55	\$28.55
	10" X 36" JUNCTION BOX / U						
	701096M	2022Q2	2	8.00	\$25,700	\$3,212.50	\$2,627.21
			2	8.00	\$25,700	\$3,212.50	\$2,627.21

WEIGHTED AVERAGE ITEM PRICE REPORT  
BY REGION, ITEM, AND QUARTER

REGION	ITEM	CALENDAR QUARTER	NUMBER OF OCCUR'S	TOTAL QUANTITY	TOTAL DOLLARS	AVERAGE AWARDED PRICE	AVERAGE OF LOW 3 BIDDERS
N	18" X 36" JUNCTION BOX / U						
	701102M	2022Q2	5	113.00	\$345,550	\$3,057.96	\$2,858.41
		2022Q3	1	25.00	\$112,500	\$4,500.00	\$4,040.33
		2022Q4	2	45.00	\$963,240	\$21,405.33	\$9,433.56
		2023Q1	1	5.00	\$37,065	\$7,413.00	\$4,171.00
			9	188.00	\$1,458,355	\$7,757.21	\$4,624.33
	-----						
	TRANSITE JUNCTION BOX REMOVAL / U						
	701107M	2022Q3	1	17.00	\$73,100	\$4,300.00	\$3,917.33
			1	17.00	\$73,100	\$4,300.00	\$3,917.33
	-----						
	24" X 24" X 12" METAL JUNCTION BOX / U						
	701110M	2022Q4	1	26.00	\$58,500	\$2,250.00	\$2,855.00
			1	26.00	\$58,500	\$2,250.00	\$2,855.00
	-----						
	12" X 20" X 18" METAL JUNCTION BOX / U						
	701111M	2023Q1	1	6.00	\$8,364	\$1,394.00	\$1,731.33
			1	6.00	\$8,364	\$1,394.00	\$1,731.33
	-----						
	12" X 20" X 36" METAL JUNCTION BOX / U						
	701114M	2023Q1	1	13.00	\$11,648	\$896.00	\$1,832.00
			1	13.00	\$11,648	\$896.00	\$1,832.00
	-----						
	JUNCTION BOX FOUNDATION / U						
	701117M	2022Q2	2	11.00	\$44,700	\$4,063.64	\$3,384.85
		2022Q3	2	5.00	\$16,050	\$3,210.00	\$3,707.33
		2023Q1	1	9.00	\$37,062	\$4,118.00	\$3,272.67
			5	25.00	\$97,812	\$3,912.48	\$3,408.96
	-----						

WEIGHTED AVERAGE ITEM PRICE REPORT  
BY REGION, ITEM, AND QUARTER

REGION	ITEM	CALENDAR QUARTER	NUMBER OF OCCUR'S	TOTAL QUANTITY	TOTAL DOLLARS	AVERAGE AWARDED PRICE	AVERAGE OF LOW 3 BIDDERS
N	JUNCTION BOX MODIFICATIONS / LS						
	701118P	2022Q2	1	1.00	\$16,500	\$16,500.00	\$8,666.67
		2022Q3	2	2.00	\$16,000	\$8,000.00	\$10,118.33
			3	3.00	\$32,500	\$10,833.33	\$9,634.44
	JUNCTION BOX FRAME AND COVER / U						
	701120M	2022Q2	1	5.00	\$2,500	\$500.00	\$500.00
		2023Q1	2	22.00	\$34,936	\$1,588.00	\$1,438.42
			3	27.00	\$37,436	\$1,386.52	\$1,264.64
	FOUNDATION, TYPE SFT / U						
	701123M	2022Q2	3	37.00	\$111,100	\$3,002.70	\$3,134.23
		2022Q3	1	2.00	\$8,000	\$4,000.00	\$3,587.33
		2022Q4	2	12.00	\$40,650	\$3,387.50	\$3,262.78
			6	51.00	\$159,750	\$3,132.35	\$3,182.25
	FOUNDATION, TYPE MCF / U						
	701126M	2022Q2	2	4.00	\$7,850	\$1,962.50	\$1,798.00
			2	4.00	\$7,850	\$1,962.50	\$1,798.00
	FOUNDATION, TYPE P-MC MODIFIED / U						
	701128M	2022Q2	4	12.00	\$69,200	\$5,766.67	\$5,001.73
		2022Q3	1	1.00	\$8,000	\$8,000.00	\$5,694.67
		2022Q4	1	2.00	\$12,700	\$6,350.00	\$6,165.00
			6	15.00	\$89,900	\$5,993.33	\$5,203.03
	FOUNDATION, TYPE P-MC / U						
	701132M	2022Q4	1	2.00	\$12,200	\$6,100.00	\$6,366.67
			1	2.00	\$12,200	\$6,100.00	\$6,366.67

WEIGHTED AVERAGE ITEM PRICE REPORT  
BY REGION, ITEM, AND QUARTER

REGION	ITEM	CALENDAR QUARTER	NUMBER OF OCCUR'S	TOTAL QUANTITY	TOTAL DOLLARS	AVERAGE AWARDED PRICE	AVERAGE OF LOW 3 BIDDERS
N	FOUNDATION, TYPE SPF / U						
	701135M	2022Q2	5	39.00	\$87,100	\$2,233.33	\$2,101.17
		2022Q4	2	11.00	\$23,700	\$2,154.55	\$2,347.88
			7	50.00	\$110,800	\$2,216.00	\$2,155.45
	BORING FOR FOUNDATION, STF 50 FOOT ARM / U						
	701136M	2022Q2	1	1.00	\$10,000	\$10,000.00	\$6,833.33
		2022Q4	1	3.00	\$25,500	\$8,500.00	\$11,050.00
			2	4.00	\$35,500	\$8,875.00	\$9,995.83
	FOUNDATION, STF FOR GREATER THAN 50 FOOT / LF						
	701137M	2022Q2	1	20.00	\$51,000	\$2,550.00	\$1,916.67
		2022Q4	1	60.00	\$126,000	\$2,100.00	\$2,923.33
			2	80.00	\$177,000	\$2,212.50	\$2,671.67
	FOUNDATION, TYPE STF / U						
	701138M	2022Q2	3	30.00	\$303,000	\$10,100.00	\$8,841.77
		2022Q3	1	8.00	\$96,000	\$12,000.00	\$11,469.33
		2022Q4	2	4.00	\$44,000	\$11,000.00	\$11,833.33
			6	42.00	\$443,000	\$10,547.62	\$9,627.17
	FOUNDATION, TYPE SFK / U						
	701144M	2022Q2	4	19.00	\$64,000	\$3,368.42	\$3,456.77
		2022Q4	2	11.00	\$37,600	\$3,418.18	\$3,996.36
			6	30.00	\$101,600	\$3,386.67	\$3,654.62
	FOUNDATION, TYPE 2M-MC / U						
	701162M	2022Q3	1	1.00	\$4,500	\$4,500.00	\$5,666.67

(item continued)



WEIGHTED AVERAGE ITEM PRICE REPORT  
BY REGION, ITEM, AND QUARTER

REGION	ITEM	CALENDAR QUARTER	NUMBER OF OCCUR'S	TOTAL QUANTITY	TOTAL DOLLARS	AVERAGE AWARDED PRICE	AVERAGE OF LOW 3 BIDDERS
N	FOUNDATION, TYPE 2M-MC / U						
	701162M	2023Q1	1	1.00	\$5,295	\$5,295.00	\$4,165.00
			2	2.00	\$9,795	\$4,897.50	\$4,915.83
-----							
	METER CABINET, TYPE TL / U						
	701171M	2022Q2	4	12.00	\$37,230	\$3,102.50	\$4,954.83
		2022Q3	1	1.00	\$8,200	\$8,200.00	\$8,419.33
		2022Q4	2	4.00	\$17,100	\$4,275.00	\$4,653.33
			7	17.00	\$62,530	\$3,678.24	\$5,087.68
-----							
	METER CABINET, TYPE 2M-MC / U						
	701180M	2022Q3	1	1.00	\$20,500	\$20,500.00	\$21,166.67
		2023Q1	1	1.00	\$16,414	\$16,414.00	\$20,238.00
			2	2.00	\$36,914	\$18,457.00	\$20,702.33
-----							
	METER CABINET, TYPE L / U						
	701183M	2022Q2	2	4.00	\$16,200	\$4,050.00	\$5,571.13
			2	4.00	\$16,200	\$4,050.00	\$5,571.13
-----							
	MODIFY METER CABINET / U						
	701187M	2022Q2	1	5.00	\$20,500	\$4,100.00	\$2,433.33
			1	5.00	\$20,500	\$4,100.00	\$2,433.33
-----							
	GROUND WIRE, NO. 6 AWG / LF						
	701189P	2022Q3	1	770.00	\$2,888	\$3.75	\$3.75
			1	770.00	\$2,888	\$3.75	\$3.75
-----							

WEIGHTED AVERAGE ITEM PRICE REPORT  
BY REGION, ITEM, AND QUARTER

REGION	ITEM	CALENDAR QUARTER	NUMBER OF OCCUR'S	TOTAL QUANTITY	TOTAL DOLLARS	AVERAGE AWARDED PRICE	AVERAGE OF LOW 3 BIDDERS
N	GROUND WIRE, NO. 8 AWG / LF						
	701192P	2022Q2	7	14,699.00	\$48,707	\$3.31	\$3.74
		2022Q3	2	4,817.00	\$14,366	\$2.98	\$2.67
		2022Q4	2	4,378.00	\$792,220	\$180.95	\$62.58
		2023Q1	1	3,752.00	\$11,256	\$3.00	\$3.17
			12	27,646.00	\$866,549	\$31.34	\$12.79
	GROUND WIRE, NO. 10 AWG / LF						
	701193P	2023Q1	1	86.00	\$10,062	\$117.00	\$40.75
			1	86.00	\$10,062	\$117.00	\$40.75
	MULTIPLE LIGHTING WIRE, NO. 2 AWG / LF						
	701195P	2022Q2	2	160.00	\$1,960	\$12.25	\$16.84
		2022Q3	1	2,616.00	\$21,974	\$8.40	\$8.80
		2022Q4	1	4,356.00	\$29,621	\$6.80	\$7.25
		2023Q1	1	16,102.00	\$466,958	\$29.00	\$14.00
			5	23,234.00	\$520,513	\$22.40	\$12.17
	MULTIPLE LIGHTING WIRE, NO. 4 AWG / LF						
	701196P	2022Q4	1	285.00	\$1,781	\$6.25	\$6.80
			1	285.00	\$1,781	\$6.25	\$6.80
	MULTIPLE LIGHTING WIRE, NO. 6 AWG / LF						
	701198P	2022Q2	2	2,574.00	\$10,721	\$4.17	\$4.58
		2022Q3	1	5,550.00	\$21,645	\$3.90	\$3.52
			3	8,124.00	\$32,366	\$3.98	\$3.85
	MULTIPLE LIGHTING WIRE, NO. 8 AWG / LF						
	701201P	2022Q2	6	14,647.00	\$48,071	\$3.28	\$3.27

(item continued)

WEIGHTED AVERAGE ITEM PRICE REPORT  
BY REGION, ITEM, AND QUARTER

REGION	ITEM	CALENDAR QUARTER	NUMBER OF OCCUR'S	TOTAL QUANTITY	TOTAL DOLLARS	AVERAGE AWARDED PRICE	AVERAGE OF LOW 3 BIDDERS
N	MULTIPLE LIGHTING WIRE, NO. 8 AWG / LF						
	701201P	2022Q3	1	3,800.00	\$11,020	\$2.90	\$2.97
		2022Q4	2	3,920.00	\$12,698	\$3.24	\$3.54
			9	22,367.00	\$71,789	\$3.21	\$3.26
	MULTIPLE LIGHTING WIRE, NO. 10 AWG / LF						
	701204P	2022Q2	1	150.00	\$1,650	\$11.00	\$5.58
		2023Q1	1	344.00	\$5,160	\$15.00	\$7.00
			2	494.00	\$6,810	\$13.79	\$6.57
	SERVICE WIRE, NO. 2 AWG / LF						
	701210P	2022Q2	1	9.00	\$218	\$24.20	\$22.11
		2022Q3	1	174.00	\$1,827	\$10.50	\$10.67
		2022Q4	1	797.00	\$15,502	\$19.45	\$15.88
		2023Q1	1	168.00	\$4,872	\$29.00	\$16.00
			4	1,148.00	\$22,418	\$19.53	\$15.16
	SERVICE WIRE, NO. 6 AWG / LF						
	701213P	2022Q2	5	2,792.00	\$19,352	\$6.93	\$7.38
		2022Q3	1	175.00	\$788	\$4.50	\$4.37
		2022Q4	2	529.00	\$3,550	\$6.71	\$6.43
			8	3,496.00	\$23,689	\$6.78	\$7.09
	FOUNDATION DECORATIVE LIGHT STANDARD / U						
	701280M	2022Q2	1	3.00	\$8,100	\$2,700.00	\$2,793.81
		2022Q4	1	1.00	\$2,300	\$2,300.00	\$3,100.00
			2	4.00	\$10,400	\$2,600.00	\$2,870.36

WEIGHTED AVERAGE ITEM PRICE REPORT  
BY REGION, ITEM, AND QUARTER

REGION	ITEM	CALENDAR QUARTER	NUMBER OF OCCUR'S	TOTAL QUANTITY	TOTAL DOLLARS	AVERAGE AWARDED PRICE	AVERAGE OF LOW 3 BIDDERS
N	ARC FLASH STUDIES / U						
	701390M	2022Q4	1	1.00	\$75,000	\$75,000.00	\$51,166.67
			1	1.00	\$75,000	\$75,000.00	\$51,166.67
-----							
	CONTROLLER, 8 PHASE / U						
	702009M	2022Q2	4	12.00	\$605,000	\$50,416.67	\$36,813.87
		2022Q4	1	2.00	\$52,000	\$26,000.00	\$25,666.67
			5	14.00	\$657,000	\$46,928.57	\$35,221.41
-----							
	TRAFFIC SIGNAL STANDARD, ALUMINUM / U						
	702012M	2022Q2	4	53.00	\$217,750	\$4,108.49	\$4,112.26
		2022Q3	1	2.00	\$7,000	\$3,500.00	\$3,454.67
		2022Q4	2	23.00	\$110,250	\$4,793.48	\$5,195.51
			7	78.00	\$335,000	\$4,294.87	\$4,414.82
-----							
	SIGNAL STANDARD GREATER 50 FOOT, STEEL / U						
	702014M	2022Q2	1	1.00	\$18,150	\$18,150.00	\$16,383.33
		2022Q4	1	3.00	\$58,200	\$19,400.00	\$18,868.33
			2	4.00	\$76,350	\$19,087.50	\$18,247.08
-----							
	TRAFFIC SIGNAL STANDARD, STEEL / U						
	702015M	2022Q2	3	30.00	\$300,150	\$10,005.00	\$9,780.72
		2022Q3	1	8.00	\$80,000	\$10,000.00	\$9,154.00
		2022Q4	2	5.00	\$45,350	\$9,070.00	\$9,989.33
			6	43.00	\$425,500	\$9,895.35	\$9,688.38
-----							
	PEDESTRIAN SIGNAL STANDARD / U						
	702018M	2022Q2	5	39.00	\$48,450	\$1,242.31	\$1,360.43

(item continued)

WEIGHTED AVERAGE ITEM PRICE REPORT  
BY REGION, ITEM, AND QUARTER

REGION	ITEM	CALENDAR QUARTER	NUMBER OF OCCUR'S	TOTAL QUANTITY	TOTAL DOLLARS	AVERAGE AWARDED PRICE	AVERAGE OF LOW 3 BIDDERS
N	PEDESTRIAN SIGNAL STANDARD / U						
	702018M	2022Q4	2	10.00	\$12,500	\$1,250.00	\$1,220.83
			7	49.00	\$60,950	\$1,243.88	\$1,331.94
-----							
	TRAFFIC SIGNAL MAST ARM, ALUMINUM / U						
	702021M	2022Q2	4	32.00	\$112,350	\$3,510.94	\$3,932.55
		2022Q4	2	17.00	\$57,400	\$3,376.47	\$3,602.75
			6	49.00	\$169,750	\$3,464.29	\$3,818.13
-----							
	TRAFFIC SIGNAL MAST ARM, STEEL / U						
	702024M	2022Q2	3	30.00	\$256,800	\$8,560.00	\$7,903.48
		2022Q3	1	8.00	\$72,000	\$9,000.00	\$9,359.33
		2022Q4	2	4.00	\$42,200	\$10,550.00	\$10,654.17
			6	42.00	\$371,000	\$8,833.33	\$8,442.75
-----							
	TRAFFIC ARM GREATER THAN 50 FOOT, STEEL / U						
	702025M	2022Q2	1	1.00	\$43,000	\$43,000.00	\$41,666.67
		2022Q4	1	3.00	\$136,200	\$45,400.00	\$38,660.00
			2	4.00	\$179,200	\$44,800.00	\$39,411.67
-----							
	TRAFFIC SIGNAL CABLE, 2 CONDUCTOR / LF						
	702027P	2022Q2	5	12,074.00	\$34,832	\$2.88	\$3.33
		2022Q3	1	2,125.00	\$7,438	\$3.50	\$3.10
		2022Q4	2	3,688.00	\$14,354	\$3.89	\$4.38
			8	17,887.00	\$56,624	\$3.17	\$3.52
-----							
	TRAFFIC SIGNAL CABLE, 5 CONDUCTOR / LF						
	702030P	2022Q2	5	26,193.00	\$83,054	\$3.17	\$4.06

(item continued)

WEIGHTED AVERAGE ITEM PRICE REPORT  
BY REGION, ITEM, AND QUARTER

REGION	ITEM	CALENDAR QUARTER	NUMBER OF OCCUR'S	TOTAL QUANTITY	TOTAL DOLLARS	AVERAGE AWARDED PRICE	AVERAGE OF LOW 3 BIDDERS
N	TRAFFIC SIGNAL CABLE, 5 CONDUCTOR / LF						
	702030P	2022Q3	1	6,100.00	\$27,450	\$4.50	\$3.87
		2022Q4	2	6,960.00	\$31,228	\$4.49	\$4.92
			8	39,253.00	\$141,732	\$3.61	\$4.18
	TRAFFIC SIGNAL CABLE, 10 CONDUCTOR / LF						
	702033P	2022Q2	4	28,675.00	\$111,508	\$3.89	\$4.89
		2022Q3	1	4,750.00	\$28,500	\$6.00	\$5.23
		2022Q4	2	9,960.00	\$53,022	\$5.32	\$5.92
			7	43,385.00	\$193,030	\$4.45	\$5.17
	TRAFFIC SIGNAL HEAD / U						
	702036M	2022Q2	4	202.00	\$339,590	\$1,681.14	\$1,289.40
		2022Q3	1	26.00	\$44,200	\$1,700.00	\$1,710.67
		2022Q4	2	54.00	\$84,200	\$1,559.26	\$1,599.63
			7	282.00	\$467,990	\$1,659.54	\$1,387.64
	PEDESTRIAN SIGNAL HEAD / U						
	702039M	2022Q2	5	95.00	\$98,030	\$1,031.89	\$1,186.04
		2022Q3	1	16.00	\$21,600	\$1,350.00	\$1,308.00
		2022Q4	2	37.00	\$42,600	\$1,151.35	\$1,125.23
			8	148.00	\$162,230	\$1,096.15	\$1,184.02
	PUSH BUTTON ASSEMBLIES, TYPE APS / U						
	702041M	2022Q4	1	8.00	\$10,400	\$1,300.00	\$1,270.00
			1	8.00	\$10,400	\$1,300.00	\$1,270.00
	PUSH BUTTON / U						
	702042M	2022Q2	5	79.00	\$53,655	\$679.18	\$734.27

(item continued)

WEIGHTED AVERAGE ITEM PRICE REPORT  
BY REGION, ITEM, AND QUARTER

REGION	ITEM	CALENDAR QUARTER	NUMBER OF OCCUR'S	TOTAL QUANTITY	TOTAL DOLLARS	AVERAGE AWARDED PRICE	AVERAGE OF LOW 3 BIDDERS
N	PUSH BUTTON / U						
	702042M	2022Q3	1	8.00	\$5,600	\$700.00	\$670.67
		2022Q4	2	19.00	\$11,080	\$583.16	\$613.16
			8	106.00	\$70,335	\$663.54	\$707.76
-----							
	RADAR DETECTOR / U						
	702046M	2022Q2	5	57.00	\$573,075	\$10,053.95	\$11,652.16
		2022Q3	1	4.00	\$44,000	\$11,000.00	\$10,816.67
		2022Q4	2	12.00	\$422,000	\$35,166.67	\$38,472.22
			8	73.00	\$1,039,075	\$14,233.90	\$16,015.16
-----							
	GENERATOR AUXILIARY CABINET / U						
	702050M	2022Q2	4	17.00	\$137,500	\$8,088.24	\$8,620.30
		2022Q3	1	1.00	\$11,000	\$11,000.00	\$10,850.00
		2022Q4	2	5.00	\$45,900	\$9,180.00	\$9,589.33
			7	23.00	\$194,400	\$8,452.17	\$8,927.91
-----							
	TEMPORARY TRAFFIC SIGNAL SYSTEM, LOCATIO / LS						
	702054M	2022Q2	2	2.00	\$160,000	\$80,000.00	\$94,500.00
			2	2.00	\$160,000	\$80,000.00	\$94,500.00
-----							
	INTERIM TRAFFIC SIGNAL SYSTEM, LOCATION / LS						
	702057M	2022Q2	15	15.00	\$189,450	\$12,630.00	\$14,310.10
		2022Q3	1	1.00	\$75,000	\$75,000.00	\$63,020.00
		2022Q4	6	6.00	\$166,000	\$27,666.67	\$23,887.78
		2023Q1	1	1.00	\$8,895	\$8,895.00	\$60,631.67
			23	23.00	\$439,345	\$19,101.96	\$20,940.43

WEIGHTED AVERAGE ITEM PRICE REPORT  
BY REGION, ITEM, AND QUARTER

REGION	ITEM	CALENDAR QUARTER	NUMBER OF OCCUR'S	TOTAL QUANTITY	TOTAL DOLLARS	AVERAGE AWARDED PRICE	AVERAGE OF LOW 3 BIDDERS
N	GPS UNIT / U						
	702059M	2022Q2	1	5.00	\$6,500	\$1,300.00	\$1,290.00
		2022Q4	1	2.00	\$1,520	\$760.00	\$666.67
			2	7.00	\$8,020	\$1,145.71	\$1,111.90
-----							
	CONTROLLER TURN-ON / U						
	702060M	2022Q2	5	21.00	\$315,965	\$15,045.95	\$9,519.06
		2022Q4	1	4.00	\$80,000	\$20,000.00	\$19,833.33
			6	25.00	\$395,965	\$15,838.60	\$11,169.35
-----							
	RED SIGNAL AHEAD SIGN / U						
	702102P	2022Q2	1	2.00	\$25,000	\$12,500.00	\$10,733.33
			1	2.00	\$25,000	\$12,500.00	\$10,733.33
-----							
	LIGHTING STANDARD ALUMINUM / U						
	703003M	2022Q2	2	14.00	\$54,800	\$3,914.29	\$3,585.71
		2022Q3	2	5.00	\$22,900	\$4,580.00	\$4,340.67
		2023Q1	1	25.00	\$55,075	\$2,203.00	\$3,067.67
			5	44.00	\$132,775	\$3,017.61	\$3,377.16
-----							
	LIGHTING STANDARD DECORATIVE / U						
	703010M	2022Q2	1	3.00	\$15,600	\$5,200.00	\$5,416.07
			1	3.00	\$15,600	\$5,200.00	\$5,416.07
-----							
	LIGHTING MAST ARM ALUMINUM / U						
	703012M	2022Q2	3	7.00	\$12,500	\$1,785.71	\$1,561.90
		2022Q3	2	4.00	\$5,650	\$1,412.50	\$1,354.25
			5	11.00	\$18,150	\$1,650.00	\$1,486.39
-----							



WEIGHTED AVERAGE ITEM PRICE REPORT  
BY REGION, ITEM, AND QUARTER

REGION	ITEM	CALENDAR QUARTER	NUMBER OF OCCUR'S	TOTAL QUANTITY	TOTAL DOLLARS	AVERAGE AWARDED PRICE	AVERAGE OF LOW 3 BIDDERS
N	LUMINAIRE / U						
	703018M	2022Q2	6	196.00	\$346,880	\$1,769.80	\$1,471.77
		2022Q3	2	10.00	\$17,650	\$1,765.00	\$1,843.87
		2022Q4	2	7.00	\$17,000	\$2,428.57	\$2,476.19
		2023Q1	1	25.00	\$44,475	\$1,779.00	\$1,393.00
			11	238.00	\$426,005	\$1,789.94	\$1,508.67
	LUMINAIRE DECORATIVE / U						
	703019M	2022Q2	1	3.00	\$12,000	\$4,000.00	\$4,155.47
			1	3.00	\$12,000	\$4,000.00	\$4,155.47
	SIGN LIGHTING, STRUCTURE NO. ___ / LS						
	703021M	2022Q2	5	5.00	\$66,000	\$13,200.00	\$26,200.00
		2023Q1	2	2.00	\$14,826	\$7,413.00	\$19,471.00
			7	7.00	\$80,826	\$11,546.57	\$24,277.43
	RELOCATE SITE LIGHTING / L S						
	703022M	2022Q3	2	2.00	\$33,750	\$16,875.00	\$13,338.33
			2	2.00	\$33,750	\$16,875.00	\$13,338.33
	UNDERDECK LIGHTING TYPE W / U						
	703024M	2022Q2	1	2.00	\$4,300	\$2,150.00	\$2,716.67
			1	2.00	\$4,300	\$2,150.00	\$2,716.67
	TEMPORARY HIGHWAY LIGHTING SYSTEM / LS						
	703033P	2022Q2	2	2.00	\$62,000	\$31,000.00	\$33,213.69
		2022Q3	1	1.00	\$30,000	\$30,000.00	\$32,333.33

(item continued)

WEIGHTED AVERAGE ITEM PRICE REPORT  
BY REGION, ITEM, AND QUARTER

REGION	ITEM	CALENDAR QUARTER	NUMBER OF OCCUR'S	TOTAL QUANTITY	TOTAL DOLLARS	AVERAGE AWARDED PRICE	AVERAGE OF LOW 3 BIDDERS
N	TEMPORARY HIGHWAY LIGHTING SYSTEM / LS						
	703033P	2023Q1	1	1.00	\$79,420	\$79,420.00	\$261,473
			4	4.00	\$171,420	\$42,855.00	\$90,058.51
-----							
	ITS CONDUIT, TYPE A / LF						
	704002M	2022Q2	3	1,148.00	\$54,030	\$47.06	\$55.50
		2022Q3	1	1,052.00	\$52,600	\$50.00	\$73.33
		2022Q4	1	29,272.00	\$1,814,864	\$62.00	\$63.33
		2023Q1	1	1,464.00	\$36,600	\$25.00	\$59.33
			6	32,936.00	\$1,958,094	\$59.45	\$63.20
-----							
	JUNCTION BOX ITS TYPE A / U						
	704003M	2022Q2	4	14.00	\$89,800	\$6,414.29	\$6,055.22
		2022Q3	1	6.00	\$31,800	\$5,300.00	\$8,600.00
		2022Q4	1	66.00	\$402,600	\$6,100.00	\$8,495.00
		2023Q1	1	3.00	\$16,473	\$5,491.00	\$5,497.00
			7	89.00	\$540,673	\$6,074.98	\$8,017.24
-----							
	JUNCTION BOX ITS TYPE B / U						
	704006M	2022Q4	1	4.00	\$18,400	\$4,600.00	\$9,841.67
			1	4.00	\$18,400	\$4,600.00	\$9,841.67
-----							
	JUNCTION BOX ITS TYPE C / U						
	704009M	2022Q2	1	1.00	\$4,100	\$4,100.00	\$4,437.77
		2022Q3	1	9.00	\$28,800	\$3,200.00	\$4,433.33
		2022Q4	1	14.00	\$46,900	\$3,350.00	\$5,388.33
		2023Q1	1	3.00	\$16,413	\$5,471.00	\$3,623.67
			4	27.00	\$96,213	\$3,563.44	\$4,838.72
-----							

WEIGHTED AVERAGE ITEM PRICE REPORT  
BY REGION, ITEM, AND QUARTER

REGION	ITEM	CALENDAR QUARTER	NUMBER OF OCCUR'S	TOTAL QUANTITY	TOTAL DOLLARS	AVERAGE AWARDED PRICE	AVERAGE OF LOW 3 BIDDERS
N	METER CABINET ITS / U						
	704011M	2022Q2	1	1.00	\$3,850	\$3,850.00	\$4,723.17
		2022Q4	1	9.00	\$42,300	\$4,700.00	\$5,011.67
			2	10.00	\$46,150	\$4,615.00	\$4,982.82
-----							
	FOUNDATION, ITS / U						
	704014M	2022Q2	1	1.00	\$2,100	\$2,100.00	\$2,616.44
		2022Q4	1	9.00	\$20,700	\$2,300.00	\$3,740.00
			2	10.00	\$22,800	\$2,280.00	\$3,627.64
-----							
	FOUNDATION ITS TYPE A / U						
	704015M	2022Q4	1	1.00	\$6,550	\$6,550.00	\$6,660.00
			1	1.00	\$6,550	\$6,550.00	\$6,660.00
-----							
	FOUNDATION ITS TYPE D / U						
	704024M	2022Q2	1	1.00	\$2,500	\$2,500.00	\$3,038.97
		2022Q3	1	1.00	\$4,750	\$4,750.00	\$4,883.33
		2022Q4	1	5.00	\$15,000	\$3,000.00	\$5,606.67
			3	7.00	\$22,250	\$3,178.57	\$5,136.52
-----							
	COMMUNICATION HUB MODIFICATIONS / U						
	704029M	2022Q4	1	3.00	\$41,700	\$13,900.00	\$29,471.67
			1	3.00	\$41,700	\$13,900.00	\$29,471.67
-----							
	CONTROLLER MODIFICATIONS, TYPE ____ / U						
	704032M	2022Q4	1	6.00	\$222,000	\$37,000.00	\$42,695.00
			1	6.00	\$222,000	\$37,000.00	\$42,695.00
-----							

WEIGHTED AVERAGE ITEM PRICE REPORT  
BY REGION, ITEM, AND QUARTER

REGION	ITEM	CALENDAR QUARTER	NUMBER OF OCCUR'S	TOTAL QUANTITY	TOTAL DOLLARS	AVERAGE AWARDED PRICE	AVERAGE OF LOW 3 BIDDERS
N	CONTROL CENTER SYSTEM, LOCATION NO. ___ / LS						
	704033P	2022Q2	1	1.00	\$14,500	\$14,500.00	\$14,098.61
		2022Q3	2	2.00	\$16,750	\$8,375.00	\$8,258.33
		2022Q4	1	1.00	\$775,000	\$775,000	\$603,533
			4	4.00	\$806,250	\$201,563	\$158,537
	-----						
	MODIFY CONTROL CENTER SYSTEM / LS						
	704034P	2022Q4	1	1.00	\$65,000	\$65,000.00	\$83,933.33
			1	1.00	\$65,000	\$65,000.00	\$83,933.33
	-----						
	FOUNDATION CSS / U						
	704035M	2022Q2	1	1.00	\$12,750	\$12,750.00	\$10,868.06
		2022Q3	1	1.00	\$50,000	\$50,000.00	\$47,000.00
			2	2.00	\$62,750	\$31,375.00	\$28,934.03
	-----						
	FOUNDATION CSS TYPE A / U						
	704036M	2022Q4	1	1.00	\$23,350	\$23,350.00	\$56,533.33
			1	1.00	\$23,350	\$23,350.00	\$56,533.33
	-----						
	CAMERA STANDARD TYPE A / U						
	704048M	2022Q3	1	1.00	\$90,000	\$90,000.00	\$88,000.00
		2022Q4	1	1.00	\$90,000	\$90,000.00	\$95,316.67
			2	2.00	\$180,000	\$90,000.00	\$91,658.33
	-----						
	CAMERA STANDARD TYPE B / U						
	704051M	2022Q2	1	1.00	\$50,000	\$50,000.00	\$52,303.59
			1	1.00	\$50,000	\$50,000.00	\$52,303.59
	-----						

WEIGHTED AVERAGE ITEM PRICE REPORT  
BY REGION, ITEM, AND QUARTER

REGION	ITEM	CALENDAR QUARTER	NUMBER OF OCCUR'S	TOTAL QUANTITY	TOTAL DOLLARS	AVERAGE AWARDED PRICE	AVERAGE OF LOW 3 BIDDERS
N	CAMERA / U						
	704060M	2022Q2	1	1.00	\$10,000	\$10,000.00	\$10,263.15
		2022Q3	1	2.00	\$14,400	\$7,200.00	\$7,166.67
		2022Q4	1	6.00	\$73,500	\$12,250.00	\$11,183.33
			3	9.00	\$97,900	\$10,877.78	\$10,188.50
	CONTROLLER, CAMERA / U						
	704063M	2022Q2	1	1.00	\$50,000	\$50,000.00	\$49,978.30
		2022Q3	1	1.00	\$58,000	\$58,000.00	\$56,833.33
		2022Q4	1	2.00	\$105,000	\$52,500.00	\$57,121.67
			3	4.00	\$213,000	\$53,250.00	\$55,263.74
	FIBER OPTIC CABLE TYPE G / LF						
	704076P	2022Q4	1	49,405.00	\$167,977	\$3.40	\$8.25
			1	49,405.00	\$167,977	\$3.40	\$8.25
	FIBER OPTIC CABLE TYPE E / LF						
	704078P	2022Q4	1	12,086.00	\$132,946	\$11.00	\$14.58
			1	12,086.00	\$132,946	\$11.00	\$14.58
	CONTROLLER, CTSS / U						
	704084M	2022Q3	1	1.00	\$50,000	\$50,000.00	\$45,100.00
		2022Q4	1	2.00	\$132,000	\$66,000.00	\$88,500.00
			2	3.00	\$182,000	\$60,666.67	\$74,033.33
	CONTROLLER, CTSS TURN ON / U						
	704090M	2022Q3	1	1.00	\$7,500	\$7,500.00	\$25,546.67

(item continued)

WEIGHTED AVERAGE ITEM PRICE REPORT  
BY REGION, ITEM, AND QUARTER

REGION	ITEM	CALENDAR QUARTER	NUMBER OF OCCUR'S	TOTAL QUANTITY	TOTAL DOLLARS	AVERAGE AWARDED PRICE	AVERAGE OF LOW 3 BIDDERS
N	CONTROLLER, CTSS TURN ON / U						
	704090M	2022Q4	1	2.00	\$25,000	\$12,500.00	\$12,026.67
			2	3.00	\$32,500	\$10,833.33	\$16,533.33
	ADAPTIVE IMAGE DETECTOR, CTSS / U						
	704092M	2022Q4	1	10.00	\$235,000	\$23,500.00	\$25,073.33
			1	10.00	\$235,000	\$23,500.00	\$25,073.33
	FOUNDATION DMS TYPE A / U						
	704147M	2022Q4	1	4.00	\$62,000	\$15,500.00	\$20,833.33
			1	4.00	\$62,000	\$15,500.00	\$20,833.33
	DMS STANDARD GROUND MOUNTED / U						
	704169M	2022Q4	1	2.00	\$41,000	\$20,500.00	\$38,390.00
			1	2.00	\$41,000	\$20,500.00	\$38,390.00
	DMS SIGN / U						
	704171M	2022Q4	1	3.00	\$330,000	\$110,000	\$121,167
			1	3.00	\$330,000	\$110,000	\$121,167
	CONTROLLER, DMS / U						
	704183M	2022Q4	1	3.00	\$219,000	\$73,000.00	\$80,388.33
			1	3.00	\$219,000	\$73,000.00	\$80,388.33
	FIBER CROSSCONNECT CABINET / U						
	704215M	2022Q4	1	1.00	\$46,500	\$46,500.00	\$54,166.67
			1	1.00	\$46,500	\$46,500.00	\$54,166.67

WEIGHTED AVERAGE ITEM PRICE REPORT  
BY REGION, ITEM, AND QUARTER

REGION	ITEM	CALENDAR QUARTER	NUMBER OF OCCUR'S	TOTAL QUANTITY	TOTAL DOLLARS	AVERAGE AWARDED PRICE	AVERAGE OF LOW 3 BIDDERS
N	ROADSIDE UNIT / U						
	704237M	2022Q4	1	16.00	\$500,000	\$31,250.00	\$30,658.33
			1	16.00	\$500,000	\$31,250.00	\$30,658.33
	FURNISH AND INSTALL ___ / U						
	704247M	2022Q4	1	1.00	\$10,500	\$10,500.00	\$11,288.33
			1	1.00	\$10,500	\$10,500.00	\$11,288.33
	FIBERGLASS CONDUIT SLEEVE, 6" DIAMETER / LF						
	704265P	2022Q4	10	1,622.00	\$304,865	\$187.96	\$286.29
			10	1,622.00	\$304,865	\$187.96	\$286.29
	BEFORE AND AFTER TRAFFIC STUDIES / L S						
	704340M	2022Q4	1	1.00	\$240,000	\$240,000	\$212,667
			1	1.00	\$240,000	\$240,000	\$212,667
	LOW-VOLTAGE TRANSFORMER / U						
	706004M	2022Q3	1	1.00	\$28,000	\$28,000.00	\$23,500.00
			1	1.00	\$28,000	\$28,000.00	\$23,500.00
	SELECTIVE THINNING / SY						
	801006M	2022Q2	1	1,574.00	\$26,758	\$17.00	\$20.83
		2023Q1	1	235.00	\$4,935	\$21.00	\$20.67
			2	1,809.00	\$31,693	\$17.52	\$20.81
	SELECTIVE CLEARING / SY						
	801012M	2022Q2	2	3,680.00	\$84,040	\$22.84	\$22.17

(item continued)

WEIGHTED AVERAGE ITEM PRICE REPORT  
BY REGION, ITEM, AND QUARTER

REGION	ITEM	CALENDAR QUARTER	NUMBER OF OCCUR'S	TOTAL QUANTITY	TOTAL DOLLARS	AVERAGE AWARDED PRICE	AVERAGE OF LOW 3 BIDDERS
N	SELECTIVE CLEARING / SY						
	801012M	2022Q3	1	70.00	\$8,750	\$125.00	\$100.22
		2022Q4	1	42.00	\$399	\$9.50	\$169.83
		2023Q1	1	3,940.00	\$31,520	\$8.00	\$6.33
			5	7,732.00	\$124,709	\$16.13	\$15.61
-----							
	TRIMMING EXISTING TREE, OVER 6" TO 12" D / U						
	802003M	2022Q2	1	1.00	\$1,025	\$1,025.00	\$1,025.00
			1	1.00	\$1,025	\$1,025.00	\$1,025.00
-----							
	TRIMMING EXISTING TREE, OVER 12" TO 18" / U						
	802006M	2022Q2	1	2.00	\$2,500	\$1,250.00	\$1,250.00
			1	2.00	\$2,500	\$1,250.00	\$1,250.00
-----							
	TRIMMING EXISTING TREE, OVER 18" TO 24" / U						
	802009M	2022Q2	1	4.00	\$6,300	\$1,575.00	\$1,575.00
		2022Q3	1	3.00	\$1,950	\$650.00	\$691.67
			2	7.00	\$8,250	\$1,178.57	\$1,196.43
-----							
	TRIMMING EXISTING TREE, OVER 24" TO 30" / U						
	802012M	2022Q2	1	5.00	\$10,375	\$2,075.00	\$2,075.00
		2022Q3	1	3.00	\$2,850	\$950.00	\$983.33
			2	8.00	\$13,225	\$1,653.13	\$1,665.63
-----							
	TRIMMING EXISTING TREE, OVER 30" TO 36" / U						
	802015M	2022Q2	1	1.00	\$2,250	\$2,250.00	\$2,250.00
			1	1.00	\$2,250	\$2,250.00	\$2,250.00
-----							



WEIGHTED AVERAGE ITEM PRICE REPORT  
BY REGION, ITEM, AND QUARTER

REGION	ITEM	CALENDAR QUARTER	NUMBER OF OCCUR'S	TOTAL QUANTITY	TOTAL DOLLARS	AVERAGE AWARDED PRICE	AVERAGE OF LOW 3 BIDDERS
N	TREE REMOVAL, OVER 6" TO 12" DIAMETER / U						
	802021M	2022Q2	2	34.00	\$18,250	\$536.76	\$595.77
			2	34.00	\$18,250	\$536.76	\$595.77
	TREE REMOVAL, OVER 12" TO 18" DIAMETER / U						
	802024M	2022Q2	2	14.00	\$13,850	\$989.29	\$1,008.19
			2	14.00	\$13,850	\$989.29	\$1,008.19
	TREE REMOVAL, OVER 18" TO 24" DIAMETER / U						
	802027M	2022Q2	1	3.00	\$5,100	\$1,700.00	\$1,611.13
			1	3.00	\$5,100	\$1,700.00	\$1,611.13
	TREE REMOVAL, OVER 30" TO 36" DIAMETER / U						
	802033M	2022Q2	1	1.00	\$3,500	\$3,500.00	\$3,346.26
			1	1.00	\$3,500	\$3,500.00	\$3,346.26
	TREE REMOVAL, OVER 36" DIAMETER / U						
	802036M	2022Q2	2	4.00	\$17,250	\$4,312.50	\$4,832.07
			2	4.00	\$17,250	\$4,312.50	\$4,832.07
	PREPARATION OF EXISTING SOIL / SY						
	803006M	2022Q2	1	3,383.00	\$7,612	\$2.25	\$2.46
			1	3,383.00	\$7,612	\$2.25	\$2.46
	TOPSOIL SPREADING ___" THICK / SY						
	804000P	2022Q2	8	25,431.00	\$153,556	\$6.04	\$4.76

(item continued)

WEIGHTED AVERAGE ITEM PRICE REPORT  
BY REGION, ITEM, AND QUARTER

REGION	ITEM	CALENDAR QUARTER	NUMBER OF OCCUR'S	TOTAL QUANTITY	TOTAL DOLLARS	AVERAGE AWARDED PRICE	AVERAGE OF LOW 3 BIDDERS
N	TOPSOIL SPREADING ___" THICK / SY						
	804000P	2022Q3	2	11,478.00	\$56,538	\$4.93	\$5.68
		2022Q4	2	263.00	\$359	\$1.37	\$9.33
		2023Q1	6	28,855.00	\$58,613	\$2.03	\$2.05
			18	66,027.00	\$269,066	\$4.08	\$3.75
	-----						
	SUBSOIL / CY						
	804001P	2022Q2	2	1,908.00	\$128,689	\$67.45	\$77.60
			2	1,908.00	\$128,689	\$67.45	\$77.60
	-----						
	PLANT PIT SOIL / CY						
	804014P	2022Q2	3	165.00	\$23,900	\$144.85	\$95.01
		2022Q3	1	1,152.00	\$23,040	\$20.00	\$43.42
		2023Q1	1	22.00	\$2,222	\$101.00	\$92.33
			5	1,339.00	\$49,162	\$36.72	\$50.58
	-----						
	BORROW TOPSOIL / CY						
	804015P	2022Q2	3	729.00	\$52,008	\$71.34	\$73.83
		2022Q3	1	241.00	\$13,255	\$55.00	\$53.33
		2022Q4	2	61.00	\$3,960	\$64.92	\$51.65
		2023Q1	6	3,624.00	\$22,628	\$6.24	\$6.51
			12	4,655.00	\$91,851	\$19.73	\$20.07
	-----						
	TURF REPAIR STRIP / LF						
	805003M	2022Q2	2	1,015.00	\$13,950	\$13.74	\$11.58
		2022Q3	1	830.00	\$22,825	\$27.50	\$21.17
		2022Q4	1	1,459.00	\$63,846	\$43.76	\$43.76
		2023Q1	5	13,500.00	\$9,610	\$0.71	\$1.24
			9	16,804.00	\$110,231	\$6.56	\$6.54
	-----						

WEIGHTED AVERAGE ITEM PRICE REPORT  
BY REGION, ITEM, AND QUARTER

REGION	ITEM	CALENDAR QUARTER	NUMBER OF OCCUR'S	TOTAL QUANTITY	TOTAL DOLLARS	AVERAGE AWARDED PRICE	AVERAGE OF LOW 3 BIDDERS
N	STABILIZED TURF / SY						
	805005M	2022Q2	1	309.00	\$15,450	\$50.00	\$36.23
		2023Q1	1	726.00	\$21,780	\$30.00	\$38.00
			2	1,035.00	\$37,230	\$35.97	\$37.47
	REGRADE BERM / SY						
	805010M	2022Q2	2	1,577.00	\$48,064	\$30.48	\$25.14
			2	1,577.00	\$48,064	\$30.48	\$25.14
	FERTILIZING AND SEEDING, TYPE A / SY						
	806003P	2022Q2	1	128.00	\$1,485	\$11.60	\$22.91
		2023Q1	3	12,094.00	\$4,288	\$0.35	\$0.35
			4	12,222.00	\$5,773	\$0.47	\$0.59
	FERTILIZING AND SEEDING, TYPE A-3 / SY						
	806006P	2022Q2	6	27,488.00	\$56,644	\$2.06	\$1.98
		2022Q3	2	11,478.00	\$12,356	\$1.08	\$1.45
		2022Q4	3	270.00	\$611	\$2.26	\$2.78
		2023Q1	3	7,941.00	\$2,052	\$0.26	\$0.49
			14	47,177.00	\$71,662	\$1.52	\$1.61
	FERTILIZING AND SEEDING, TYPE A-4 / SY						
	806009P	2022Q2	1	996.00	\$2,241	\$2.25	\$2.11
			1	996.00	\$2,241	\$2.25	\$2.11
	FERTILIZING AND SEEDING, TYPE F / SY						
	806018P	2022Q2	4	2,337.00	\$9,376	\$4.01	\$2.73

(item continued)

WEIGHTED AVERAGE ITEM PRICE REPORT  
BY REGION, ITEM, AND QUARTER

REGION	ITEM	CALENDAR QUARTER	NUMBER OF OCCUR'S	TOTAL QUANTITY	TOTAL DOLLARS	AVERAGE AWARDED PRICE	AVERAGE OF LOW 3 BIDDERS
N	FERTILIZING AND SEEDING, TYPE F / SY						
	806018P	2022Q3	1	744.00	\$1,562	\$2.10	\$1.87
			5	3,081.00	\$10,938	\$3.55	\$2.52
	FERTILIZING AND SEEDING, TYPE W / SY						
	806024P	2022Q2	1	2,160.00	\$8,640	\$4.00	\$3.30
			1	2,160.00	\$8,640	\$4.00	\$3.30
	FERTILIZING AND SEEDING, BASIN SLOPE / SY						
	806028P	2022Q2	1	410.00	\$2,050	\$5.00	\$4.40
			1	410.00	\$2,050	\$5.00	\$4.40
	FERTILIZING AND SEEDING, LOW MAINTENANCE / SY						
	806033P	2022Q2	1	2,460.00	\$7,380	\$3.00	\$1.97
		2023Q1	1	8,595.00	\$25,785	\$3.00	\$2.07
			2	11,055.00	\$33,165	\$3.00	\$2.04
	TOPSOIL STABILIZATION, TYPE 1 MAT / SY						
	807003M	2022Q2	2	1,005.00	\$5,825	\$5.80	\$4.80
			2	1,005.00	\$5,825	\$5.80	\$4.80
	TOPSOIL STABILIZATION, TYPE 2 MAT / SY						
	807006M	2022Q2	1	107.00	\$963	\$9.00	\$10.83
		2022Q3	1	23.00	\$121	\$5.25	\$8.00
		2022Q4	1	13.00	\$780	\$60.00	\$60.00
			3	143.00	\$1,864	\$13.03	\$14.85

WEIGHTED AVERAGE ITEM PRICE REPORT  
BY REGION, ITEM, AND QUARTER

REGION	ITEM	CALENDAR QUARTER	NUMBER OF OCCUR'S	TOTAL QUANTITY	TOTAL DOLLARS	AVERAGE AWARDED PRICE	AVERAGE OF LOW 3 BIDDERS
N	TOPSOIL STABILIZATION, TYPE 4 MAT / SY						
	807012M	2022Q3	1	4,668.00	\$17,038	\$3.65	\$3.38
			1	4,668.00	\$17,038	\$3.65	\$3.38
	-----						
	STRAW MULCHING / SY						
	809003M	2022Q2	7	30,903.00	\$49,275	\$1.59	\$1.26
		2022Q3	2	7,806.00	\$7,893	\$1.01	\$0.99
		2022Q4	2	708.00	\$6,131	\$8.66	\$3.81
		2023Q1	6	28,630.00	\$12,841	\$0.45	\$0.47
			17	68,047.00	\$76,140	\$1.12	\$0.93
	-----						
	FIBER MULCHING / SY						
	809006M	2022Q2	1	2,950.00	\$8,850	\$3.00	\$1.80
			1	2,950.00	\$8,850	\$3.00	\$1.80
	-----						
	WOOD MULCHING / SY						
	809018M	2022Q2	1	472.00	\$9,440	\$20.00	\$11.47
		2022Q3	1	2,169.00	\$11,387	\$5.25	\$9.08
		2023Q1	1	50.00	\$1,300	\$26.00	\$14.67
			3	2,691.00	\$22,127	\$8.22	\$9.61
	-----						
	WOOD MULCHING, 2" THICK / SY						
	809021M	2022Q2	1	2,930.00	\$43,950	\$15.00	\$9.28
		2022Q4	1	6.00	\$66	\$11.00	\$15.67
			2	2,936.00	\$44,016	\$14.99	\$9.30
	-----						
	MOWING / ACRE						
	810003M	2022Q2	3	13.00	\$16,600	\$1,276.92	\$1,064.23

(item continued)

WEIGHTED AVERAGE ITEM PRICE REPORT  
BY REGION, ITEM, AND QUARTER

REGION	ITEM	CALENDAR QUARTER	NUMBER OF OCCUR'S	TOTAL QUANTITY	TOTAL DOLLARS	AVERAGE AWARDED PRICE	AVERAGE OF LOW 3 BIDDERS
N	MOWING / ACRE						
	810003M	2022Q3	1	4.00	\$4,200	\$1,050.00	\$771.67
			4	17.00	\$20,800	\$1,223.53	\$995.39
	MOWING / SY						
	810006M	2023Q1	1	1,040.00	\$2,080	\$2.00	\$2.67
			1	1,040.00	\$2,080	\$2.00	\$2.67
	LARGE DECIDUOUS TREE, 3-3 1/2" CALIPER, / U						
	811003M	2022Q3	1	383.00	\$363,850	\$950.00	\$800.00
			1	383.00	\$363,850	\$950.00	\$800.00
	LARGE DECIDUOUS TREE, 2-2 1/2" CALIPER, / U						
	811006M	2023Q1	1	23.00	\$17,526	\$762.00	\$704.00
			1	23.00	\$17,526	\$762.00	\$704.00
	LARGE DECID TREE 10-12' HIGH, MULTI STEM / U						
	811016M	2022Q2	3	20.00	\$14,750	\$737.50	\$773.50
		2022Q3	1	14.00	\$8,190	\$585.00	\$645.00
			4	34.00	\$22,940	\$674.71	\$720.59
	SMALL DECIDUOUS TREE, 3-3 1/2" CALIPER, / U						
	811021M	2022Q3	1	346.00	\$320,050	\$925.00	\$870.00
			1	346.00	\$320,050	\$925.00	\$870.00
	SMALL DECIDUOUS TREE, 2-2 1/2" CALIPER, / U						
	811024M	2022Q2	1	9.00	\$5,400	\$600.00	\$583.33
			1	9.00	\$5,400	\$600.00	\$583.33

WEIGHTED AVERAGE ITEM PRICE REPORT  
BY REGION, ITEM, AND QUARTER

REGION	ITEM	CALENDAR QUARTER	NUMBER OF OCCUR'S	TOTAL QUANTITY	TOTAL DOLLARS	AVERAGE AWARDED PRICE	AVERAGE OF LOW 3 BIDDERS
N	EVERGREEN TREE, 9-10' HIGH, B&B / U						
	811033M	2022Q3	1	156.00	\$126,360	\$810.00	\$686.67
			1	156.00	\$126,360	\$810.00	\$686.67
	EVERGREEN TREE, 7-8' HIGH B&B / U						
	811037M	2022Q2	1	17.00	\$11,900	\$700.00	\$666.67
			1	17.00	\$11,900	\$700.00	\$666.67
	EVERGREEN TREE, 6-7' HIGH, B&B / U						
	811039M	2022Q2	1	10.00	\$6,450	\$645.00	\$598.00
			1	10.00	\$6,450	\$645.00	\$598.00
	DECIDUOUS SHRUB, 18-24" HIGH, #3 CONTAIN / U						
	811063M	2022Q2	1	1,100.00	\$121,000	\$110.00	\$76.67
			1	1,100.00	\$121,000	\$110.00	\$76.67
	DECIDUOUS SHRUB, 24-36" HIGH, CONTAINER / U						
	811067M	2022Q2	2	362.00	\$39,100	\$108.01	\$92.81
			2	362.00	\$39,100	\$108.01	\$92.81
	EVERGREEN SHRUB, 30-36" HIGH, B&B / U						
	811072M	2022Q2	1	20.00	\$1,800	\$90.00	\$104.67
			1	20.00	\$1,800	\$90.00	\$104.67
	EVERGREEN SHRUB, 18-24" HIGH, #3 CONTAIN / U						
	811078M	2022Q2	1	198.00	\$20,790	\$105.00	\$77.00
			1	198.00	\$20,790	\$105.00	\$77.00

WEIGHTED AVERAGE ITEM PRICE REPORT  
BY REGION, ITEM, AND QUARTER

REGION	ITEM	CALENDAR QUARTER	NUMBER OF OCCUR'S	TOTAL QUANTITY	TOTAL DOLLARS	AVERAGE AWARDED PRICE	AVERAGE OF LOW 3 BIDDERS
N	PLANT ESTABLISHMENT PERIOD / LS						
	811138M	2022Q2	3	3.00	\$79,000	\$26,333.33	\$21,942.38
		2022Q3	1	1.00	\$32,000	\$32,000.00	\$92,333.33
		2023Q1	1	1.00	\$794	\$794.00	\$2,164.67
			5	5.00	\$111,794	\$22,358.80	\$32,065.03
	WATERING / MG						
	811165M	2022Q2	3	51.00	\$32,466	\$636.59	\$555.88
		2022Q3	1	206.00	\$59,740	\$290.00	\$405.00
		2023Q1	1	5.00	\$2,120	\$424.00	\$388.00
			5	262.00	\$94,326	\$360.02	\$434.05
	RECONSTRUCT PLANTING BED / LS						
	811175P	2022Q2	1	1.00	\$60,000	\$60,000.00	\$31,666.67
			1	1.00	\$60,000	\$60,000.00	\$31,666.67
	MISCELLANEOUS CONCRETE / CY						
	903006M	2022Q2	1	75.00	\$75	\$1.00	\$500.50
			1	75.00	\$75	\$1.00	\$500.50
	INSPECTION OF UNITS / U						
	MMA001M	2022Q2	1	50.00	\$50,000	\$1,000.00	\$1,000.00
			1	50.00	\$50,000	\$1,000.00	\$1,000.00
	BRIDGE HEADER REPAIR / LF						
	MMB070M	2023Q1	2	7,041.00	\$905,805	\$128.65	\$176.20
			2	7,041.00	\$905,805	\$128.65	\$176.20



WEIGHTED AVERAGE ITEM PRICE REPORT  
BY REGION, ITEM, AND QUARTER

REGION	ITEM	CALENDAR QUARTER	NUMBER OF OCCUR'S	TOTAL QUANTITY	TOTAL DOLLARS	AVERAGE AWARDED PRICE	AVERAGE OF LOW 3 BIDDERS
N	REPAIR CONCRETE CURB / LF						
	MMB077M	2023Q1	2	603.00	\$49,505	\$82.10	\$98.21
			2	603.00	\$49,505	\$82.10	\$98.21
	DECK CORROSION INHIBITOR / SY						
	MMB086M	2023Q1	2	162,275.00	\$1,272,335	\$7.84	\$10.45
			2	162,275.00	\$1,272,335	\$7.84	\$10.45
	DECK JOINT RESEAL (SILICON) / LF						
	MMB087M	2023Q1	2	30,895.00	\$2,720,110	\$88.04	\$90.21
			2	30,895.00	\$2,720,110	\$88.04	\$90.21
	BRIDGE DECK CRACK SEALING / LF						
	MMB088M	2023Q1	2	6,000.00	\$81,000	\$13.50	\$15.29
			2	6,000.00	\$81,000	\$13.50	\$15.29
	DECK JOINT REPAIR / LF						
	MMB089M	2023Q1	2	31,251.00	\$4,059,018	\$129.88	\$143.47
			2	31,251.00	\$4,059,018	\$129.88	\$143.47
	DECK JOINT RESEAL (RUBBER ASPHALT) / LF						
	MMB090M	2023Q1	2	7,056.00	\$50,238	\$7.12	\$18.01
			2	7,056.00	\$50,238	\$7.12	\$18.01
	CREW COORDINATOR / HOUR						
	MMB092M	2022Q4	5	3,040.00	\$425,600	\$140.00	\$140.00
			5	3,040.00	\$425,600	\$140.00	\$140.00

WEIGHTED AVERAGE ITEM PRICE REPORT  
BY REGION, ITEM, AND QUARTER

REGION	ITEM	CALENDAR QUARTER	NUMBER OF OCCUR'S	TOTAL QUANTITY	TOTAL DOLLARS	AVERAGE AWARDED PRICE	AVERAGE OF LOW 3 BIDDERS
N	LANE CLOSURES / HOUR						
	MMB172M	2022Q4	5	56,550.00	\$779,553	\$13.79	\$9.17
			5	56,550.00	\$779,553	\$13.79	\$9.17
	SOLID WASTE DISPOSAL / DOLL						
	MMB173M	2022Q4	5	191,000.00	\$191,000	\$1.00	\$1.00
			5	191,000.00	\$191,000	\$1.00	\$1.00
	REPAIR CATEGORY "A" / HOUR						
	MMB181M	2022Q2	1	375.00	\$327,750	\$874.00	\$2,187.00
			1	375.00	\$327,750	\$874.00	\$2,187.00
	LABOR CREW / HOUR						
	MMB186M	2022Q4	15	107,975.00	\$52,966,331	\$490.54	\$598.01
			15	107,975.00	\$52,966,331	\$490.54	\$598.01
	RAILROAD SERVICES / DOLL						
	MMB188M	2023Q1	2	70,000.00	\$70,000	\$1.00	\$1.00
			2	70,000.00	\$70,000	\$1.00	\$1.00
	BRIDGE DECK POWER WASHING / SY						
	MMB201M	2023Q1	1	149,465.00	\$1,046,255	\$7.00	\$5.10
			1	149,465.00	\$1,046,255	\$7.00	\$5.10
	RESET SIGNS / U						
	MMD036M	2023Q1	3	19.00	\$3,375	\$177.63	\$201.40
			3	19.00	\$3,375	\$177.63	\$201.40

WEIGHTED AVERAGE ITEM PRICE REPORT  
BY REGION, ITEM, AND QUARTER

REGION	ITEM	CALENDAR QUARTER	NUMBER OF OCCUR'S	TOTAL QUANTITY	TOTAL DOLLARS	AVERAGE AWARDED PRICE	AVERAGE OF LOW 3 BIDDERS
N	FOUNDATION, TYPE PBI / U						
	MME122M	2022Q4	1	1.00	\$2,800	\$2,800.00	\$5,783.33
			1	1.00	\$2,800	\$2,800.00	\$5,783.33
	RADAR DETECTION SYSTEM, 1 RADAR / U						
	MME143M	2023Q1	1	1.00	\$11,440	\$11,440.00	\$12,640.00
			1	1.00	\$11,440	\$11,440.00	\$12,640.00
	RADAR DETECTION SYSTEM, 2 RADAR / U						
	MME144M	2023Q1	3	8.00	\$172,840	\$21,605.00	\$22,668.84
			3	8.00	\$172,840	\$21,605.00	\$22,668.84
	RADAR DETECTION SYSTEM, 3 RADAR / U						
	MME145M	2023Q1	2	4.00	\$128,880	\$32,220.00	\$33,396.67
			2	4.00	\$128,880	\$32,220.00	\$33,396.67
	RADAR DETECTION SYSTEM, 4 RADAR / U						
	MME146M	2023Q1	1	1.00	\$41,060	\$41,060.00	\$42,847.55
			1	1.00	\$41,060	\$41,060.00	\$42,847.55
	RADAR DETECTION SYSTEM, 5 RADAR / U						
	MME147M	2023Q1	1	1.00	\$50,550	\$50,550.00	\$52,812.71
			1	1.00	\$50,550	\$50,550.00	\$52,812.71
	TRAFFIC CONTROL TRUCK WITH MOUNTED CRASH / DAY						
	MMG008M	2023Q1	2	1,000.00	\$1,000	\$1.00	\$0.85
			2	1,000.00	\$1,000	\$1.00	\$0.85

WEIGHTED AVERAGE ITEM PRICE REPORT  
BY REGION, ITEM, AND QUARTER

REGION	ITEM	CALENDAR QUARTER	NUMBER OF OCCUR'S	TOTAL QUANTITY	TOTAL DOLLARS	AVERAGE AWARDED PRICE	AVERAGE OF LOW 3 BIDDERS
N	E-Z PASS / DOLL						
	MMG009M	2023Q1	2	3,252.00	\$3,252	\$1.00	\$1.00
			2	3,252.00	\$3,252	\$1.00	\$1.00
-----							
	TELEPHONE SERVICE / DOLL						
	MMG010M	2022Q2	1	3,000.00	\$3,000	\$1.00	\$1.00
		2022Q4	5	10,500.00	\$10,500	\$1.00	\$1.00
			6	13,500.00	\$13,500	\$1.00	\$1.00
-----							
	FIELD OFFICE EQUIPMENT / DOLL						
	MMG018M	2022Q2	1	2,500.00	\$2,500	\$1.00	\$1.00
		2023Q1	1	2,500.00	\$2,500	\$1.00	\$1.00
			2	5,000.00	\$5,000	\$1.00	\$1.00
-----							
	OVERTIME DIFFERENTIAL (OD) / DOLL						
	MMG025M	2022Q4	5	420,000.00	\$420,000	\$1.00	\$1.00
			5	420,000.00	\$420,000	\$1.00	\$1.00
-----							
	DISPOSAL OF REGULATED MATERIAL / DOLL						
	MMG027M	2022Q4	5	243,000.00	\$243,000	\$1.00	\$1.00
			5	243,000.00	\$243,000	\$1.00	\$1.00
-----							
	STEEL POST FOR END TREATMENT / U						
	MMG030M	2022Q2	1	30.00	\$2,250	\$75.00	\$575.00
			1	30.00	\$2,250	\$75.00	\$575.00
-----							

WEIGHTED AVERAGE ITEM PRICE REPORT  
BY REGION, ITEM, AND QUARTER

REGION	ITEM	CALENDAR QUARTER	NUMBER OF OCCUR'S	TOTAL QUANTITY	TOTAL DOLLARS	AVERAGE AWARDED PRICE	AVERAGE OF LOW 3 BIDDERS
N	ATTACHMENT TO STRUCTURE / LF						
	MMG032M	2022Q2	2	150.00	\$21,050	\$140.33	\$172.67
			2	150.00	\$21,050	\$140.33	\$172.67
	ATTACHMENT TO STRUCTURE / U						
	MMG033M	2022Q2	1	50.00	\$50	\$1.00	\$113.00
			1	50.00	\$50	\$1.00	\$113.00
	RIPRAP STONE SLOPE PROTECTION / T						
	MMG036M	2023Q1	3	125.00	\$3,225	\$25.80	\$37.88
			3	125.00	\$3,225	\$25.80	\$37.88
	DISPOSAL OF REGULATED MATERIAL HAZARDOUS / DOLL						
	MMG064M	2022Q4	5	223,000.00	\$223,000	\$1.00	\$1.00
			5	223,000.00	\$223,000	\$1.00	\$1.00
	ADJUSTMENT FACTOR / PCT						
	MMG095M	2022Q2	1	6,900,000.00	\$5,029,410	\$0.73	\$0.89
			1	6,900,000.00	\$5,029,410	\$0.73	\$0.89
	CONSTRUCTION LAYOUT / DAY						
	MMR001M	2023Q1	2	40.00	\$40	\$1.00	\$34.17
			2	40.00	\$40	\$1.00	\$34.17
	MOBILIZATION / U						
	MMR004M	2023Q1	1	15.00	\$45,000	\$3,000.00	\$3,000.00
			1	15.00	\$45,000	\$3,000.00	\$3,000.00

WEIGHTED AVERAGE ITEM PRICE REPORT  
BY REGION, ITEM, AND QUARTER

REGION	ITEM	CALENDAR QUARTER	NUMBER OF OCCUR'S	TOTAL QUANTITY	TOTAL DOLLARS	AVERAGE AWARDED PRICE	AVERAGE OF LOW 3 BIDDERS
N	SPECIAL MOBILIZATION / U						
	MMR005M	2022Q2	1	40.00	\$80,000	\$2,000.00	\$2,000.00
		2023Q1	1	4.00	\$6,000	\$1,500.00	\$1,500.00
			2	44.00	\$86,000	\$1,954.55	\$1,954.55
	EMERGENCY MOBILIZATION / U						
	MMR006M	2022Q2	1	40.00	\$200,000	\$5,000.00	\$5,000.00
		2023Q1	3	7.00	\$62,500	\$8,928.57	\$9,285.71
			4	47.00	\$262,500	\$5,585.11	\$5,638.30
	ATTACHMENT TO STRUCTURE, TYPE A / U						
	MMR047M	2022Q2	1	20.00	\$10,000	\$500.00	\$2,850.00
			1	20.00	\$10,000	\$500.00	\$2,850.00
	ATTACHMENT TO STRUCTURE, TYPE B / U						
	MMR048M	2022Q2	1	20.00	\$2,900	\$145.00	\$822.50
			1	20.00	\$2,900	\$145.00	\$822.50
	BUFFER END PIECES FOR END TREATMENTS / U						
	MMR055M	2022Q2	1	15.00	\$1,500	\$100.00	\$175.00
			1	15.00	\$1,500	\$100.00	\$175.00
	WOODEN POSTS FOR END TREATMENTS / U						
	MMR056M	2022Q2	1	15.00	\$1,110	\$74.00	\$412.00
			1	15.00	\$1,110	\$74.00	\$412.00

WEIGHTED AVERAGE ITEM PRICE REPORT  
BY REGION, ITEM, AND QUARTER

REGION	ITEM	CALENDAR QUARTER	NUMBER OF OCCUR'S	TOTAL QUANTITY	TOTAL DOLLARS	AVERAGE AWARDED PRICE	AVERAGE OF LOW 3 BIDDERS
N	RAIL ELEMENTS FOR END TREATMENTS / U						
	MMR057M	2022Q2	1	15.00	\$3,600	\$240.00	\$495.00
			1	15.00	\$3,600	\$240.00	\$495.00
	REFLECTIVE SHEETING FOR END TREATMENTS / SF						
	MMR058M	2022Q2	1	50.00	\$50	\$1.00	\$150.50
			1	50.00	\$50	\$1.00	\$150.50
	FLASHING ARROW BOARD, 4' X 8' / DAY						
	MMR060M	2023Q1	2	200.00	\$200	\$1.00	\$1.00
			2	200.00	\$200	\$1.00	\$1.00
	PORTABLE VARIABLE MESSAGE SIGN / DAY						
	MMR061M	2023Q1	2	280.00	\$280	\$1.00	\$1.00
			2	280.00	\$280	\$1.00	\$1.00
	NON-VEGETATIVE SURFACE, POLYESTER MATTIN / SY						
	MMR073M	2022Q2	1	150.00	\$150	\$1.00	\$38.00
			1	150.00	\$150	\$1.00	\$38.00
	GUIDE RAIL EXTRUDERS / U						
	MMR076M	2022Q2	1	15.00	\$13,125	\$875.00	\$2,062.50
			1	15.00	\$13,125	\$875.00	\$2,062.50
	MOBILIZATION OF MILL & HMA PAVING EQUIP. / U						
	MMR077M	2023Q1	2	50.00	\$750,000	\$15,000.00	\$15,000.00
			2	50.00	\$750,000	\$15,000.00	\$15,000.00

WEIGHTED AVERAGE ITEM PRICE REPORT  
BY REGION, ITEM, AND QUARTER

REGION	ITEM	CALENDAR QUARTER	NUMBER OF OCCUR'S	TOTAL QUANTITY	TOTAL DOLLARS	AVERAGE AWARDED PRICE	AVERAGE OF LOW 3 BIDDERS
N	CLEARING SITE / LF						
	MMR080M	2023Q1	1	10,000.00	\$100	\$0.01	\$0.03
			1	10,000.00	\$100	\$0.01	\$0.03
	MICROMILLING / SY						
	MMR087M	2023Q1	2	2,000.00	\$10,000	\$5.00	\$4.25
			2	2,000.00	\$10,000	\$5.00	\$4.25
	CONCRETE WASHOUT SYSTEM / U						
	MMR091M	2023Q1	4	24.00	\$40,000	\$1,666.67	\$1,666.67
			4	24.00	\$40,000	\$1,666.67	\$1,666.67
	REGRADE BERM / SY						
	MMR096M	2023Q1	3	2,200.00	\$27,010	\$12.28	\$6.45
			3	2,200.00	\$27,010	\$12.28	\$6.45
	ASPHALT COLD PATCH / LB						
	MMR115M	2022Q2	1	500.00	\$500	\$1.00	\$5.50
			1	500.00	\$500	\$1.00	\$5.50



WEIGHTED AVERAGE ITEM PRICE REPORT  
BY REGION, ITEM, AND QUARTER

REGION	ITEM	CALENDAR QUARTER	NUMBER OF OCCUR'S	TOTAL QUANTITY	TOTAL DOLLARS	AVERAGE AWARDED PRICE	AVERAGE OF LOW 3 BIDDERS
S	FORCE ACCOUNT / DOLL						
	109006M	2022Q4	5	2,725,000.00	\$2,725,000	\$1.00	\$1.00
		2023Q1	1	100,000.00	\$100,000	\$1.00	\$1.00
			6	2,825,000.00	\$2,825,000	\$1.00	\$1.00
-----							
	PERFORMANCE BOND AND PAYMENT BOND / DOLL						
	151006M	2022Q2	9	9.00	\$243,080	\$27,008.89	\$30,267.83
		2022Q3	2	2.00	\$35,500	\$17,750.00	\$29,875.00
		2022Q4	10	10.00	\$414,000	\$41,400.00	\$81,674.87
		2023Q1	3	3.00	\$108,000	\$36,000.00	\$39,476.38
			24	24.00	\$800,580	\$33,357.50	\$52,805.76
-----							
	RAILROAD PROTECTIVE LIABILITY INSURANCE / DOLL						
	152012P	2022Q2	1	1.00	\$3,500	\$3,500.00	\$2,606.00
		2022Q4	1	1.00	\$40,000	\$40,000.00	\$33,333.33
			2	2.00	\$43,500	\$21,750.00	\$17,969.67
-----							
	POLLUTION LIABILITY INSURANCE / DOLL						
	152015P	2022Q2	9	9.00	\$58,102	\$6,455.78	\$5,473.88
		2022Q3	2	2.00	\$25,100	\$12,550.00	\$18,775.00
		2022Q4	10	10.00	\$77,550	\$7,754.97	\$7,704.52
		2023Q1	3	3.00	\$20,021	\$6,673.67	\$7,298.00
			24	24.00	\$180,773	\$7,532.20	\$7,739.76
-----							
	PROGRESS SCHEDULE / LS						
	153003P	2022Q2	6	6.00	\$72,500	\$12,083.33	\$8,362.78
		2022Q3	1	1.00	\$35,000	\$35,000.00	\$35,000.00
		2022Q4	4	4.00	\$84,000	\$21,000.00	\$33,333.33
			11	11.00	\$191,500	\$17,409.09	\$19,864.55
-----							

WEIGHTED AVERAGE ITEM PRICE REPORT  
BY REGION, ITEM, AND QUARTER

REGION	ITEM	CALENDAR QUARTER	NUMBER OF OCCUR'S	TOTAL QUANTITY	TOTAL DOLLARS	AVERAGE AWARDED PRICE	AVERAGE OF LOW 3 BIDDERS
S	PROGRESS SCHEDULE UPDATE / U						
	153005M	2022Q2	6	69.00	\$89,722	\$1,300.32	\$771.02
		2022Q3	1	5.00	\$40,000	\$8,000.00	\$8,000.00
		2022Q4	4	42.00	\$71,750	\$1,708.33	\$1,551.35
			11	116.00	\$201,472	\$1,736.83	\$1,365.15
	BAR CHART PROGRESS SCHEDULE AND UPDATES / LS						
	153009P	2022Q2	3	3.00	\$78,000	\$26,000.00	\$22,941.17
		2022Q3	1	1.00	\$200	\$200.00	\$25,100.00
		2022Q4	1	1.00	\$3,000	\$3,000.00	\$11,500.00
		2023Q1	2	2.00	\$600	\$300.00	\$3,933.33
			7	7.00	\$81,800	\$11,685.71	\$16,184.31
	TRAINEES / HOUR						
	153011M	2022Q2	9	17,130.00	\$459,297	\$26.81	\$30.84
		2022Q3	1	1,480.00	\$15	\$0.01	\$63.01
		2022Q4	3	9,180.00	\$162,877	\$17.74	\$8.86
			13	27,790.00	\$622,189	\$22.39	\$25.29
	MOBILIZATION / LS						
	154003P	2022Q2	9	9.00	\$5,057,195	\$561,911	\$619,247
		2022Q3	2	2.00	\$937,000	\$468,500	\$1,054,250
		2022Q4	5	5.00	\$6,957,654	\$1,391,531	\$2,534,498
		2023Q1	3	3.00	\$1,012,103	\$337,368	\$597,930
			19	19.00	\$13,963,952	\$734,945	\$1,165,684
	FIELD OFFICE TYPE A SET UP / U						
	155003M	2022Q4	1	1.00	\$25,000	\$25,000.00	\$20,000.00
			1	1.00	\$25,000	\$25,000.00	\$20,000.00

WEIGHTED AVERAGE ITEM PRICE REPORT  
BY REGION, ITEM, AND QUARTER

REGION	ITEM	CALENDAR QUARTER	NUMBER OF OCCUR'S	TOTAL QUANTITY	TOTAL DOLLARS	AVERAGE AWARDED PRICE	AVERAGE OF LOW 3 BIDDERS
S	FIELD OFFICE TYPE B SET UP / U						
	155006M	2023Q1	2	2.00	\$40,000	\$20,000.00	\$31,493.90
			2	2.00	\$40,000	\$20,000.00	\$31,493.90
	FIELD OFFICE TYPE D SET UP / U						
	155012M	2022Q2	5	5.00	\$202,000	\$40,400.00	\$38,696.34
		2022Q3	2	2.00	\$125,000	\$62,500.00	\$53,750.00
		2022Q4	1	1.00	\$50,000	\$50,000.00	\$33,988.33
			8	8.00	\$377,000	\$47,125.00	\$41,871.25
	FIELD OFFICE TYPE E SET UP / U						
	155015M	2022Q2	4	4.00	\$140,000	\$35,000.00	\$52,622.22
		2022Q4	2	2.00	\$90,000	\$45,000.00	\$45,000.00
		2023Q1	1	1.00	\$20,000	\$20,000.00	\$36,666.67
			7	7.00	\$250,000	\$35,714.29	\$48,165.08
	FIELD OFFICE TYPE F SET UP / U						
	155018M	2022Q4	1	1.00	\$40,000	\$40,000.00	\$165,000
			1	1.00	\$40,000	\$40,000.00	\$165,000
	FIELD OFFICE TYPE A MAINTENANCE / MO						
	155021M	2022Q4	1	6.00	\$12,000	\$2,000.00	\$2,666.67
			1	6.00	\$12,000	\$2,000.00	\$2,666.67
	FIELD OFFICE TYPE B MAINTENANCE / MO						
	155024M	2023Q1	2	20.00	\$42,800	\$2,140.00	\$2,980.00
			2	20.00	\$42,800	\$2,140.00	\$2,980.00

WEIGHTED AVERAGE ITEM PRICE REPORT  
BY REGION, ITEM, AND QUARTER

REGION	ITEM	CALENDAR QUARTER	NUMBER OF OCCUR'S	TOTAL QUANTITY	TOTAL DOLLARS	AVERAGE AWARDED PRICE	AVERAGE OF LOW 3 BIDDERS
S	FIELD OFFICE TYPE D MAINTENANCE / MO						
	155030M	2022Q2	5	91.00	\$319,800	\$3,514.29	\$3,467.77
		2022Q3	2	29.00	\$158,000	\$5,448.28	\$6,224.14
		2022Q4	1	12.00	\$36,000	\$3,000.00	\$3,766.67
			8	132.00	\$513,800	\$3,892.42	\$4,100.51
	FIELD OFFICE TYPE E MAINTENANCE / MO						
	155033M	2022Q2	4	91.00	\$273,000	\$3,000.00	\$3,628.49
		2022Q4	2	20.00	\$149,000	\$7,450.00	\$7,450.00
		2023Q1	1	15.00	\$45,000	\$3,000.00	\$3,833.33
			7	126.00	\$467,000	\$3,706.35	\$4,259.47
	FIELD OFFICE TYPE F MAINTENANCE / MO						
	155036M	2022Q4	1	63.00	\$378,000	\$6,000.00	\$4,633.33
			1	63.00	\$378,000	\$6,000.00	\$4,633.33
	MATERIALS FIELD LABORATORY SET-UP / U						
	156003M	2022Q4	1	1.00	\$22,000	\$22,000.00	\$34,333.33
			1	1.00	\$22,000	\$22,000.00	\$34,333.33
	MATERIALS FIELD LABORATORY MAINTENANCE / MO						
	156006M	2022Q4	1	61.00	\$256,200	\$4,200.00	\$3,825.00
			1	61.00	\$256,200	\$4,200.00	\$3,825.00
	NUCLEAR DENSITY GAUGE / U						
	156015M	2022Q2	1	1.00	\$1,000	\$1,000.00	\$4,166.67
		2022Q4	2	2.00	\$200	\$100.00	\$10,283.33
			3	3.00	\$1,200	\$400.00	\$8,244.44

WEIGHTED AVERAGE ITEM PRICE REPORT  
BY REGION, ITEM, AND QUARTER

REGION	ITEM	CALENDAR QUARTER	NUMBER OF OCCUR'S	TOTAL QUANTITY	TOTAL DOLLARS	AVERAGE AWARDED PRICE	AVERAGE OF LOW 3 BIDDERS
S	CONCRETE COMPRESSION TESTING EQUIPMENT / U						
	156021M	2022Q2	1	1.00	\$0	\$0.01	\$1,667.00
			1	1.00	\$0	\$0.01	\$1,667.00
-----							
	CONSTRUCTION LAYOUT / DOLL						
	157004M	2022Q2	9	9.00	\$279,000	\$31,000.00	\$35,142.22
		2022Q3	2	2.00	\$138,000	\$69,000.00	\$64,500.00
		2022Q4	5	5.00	\$482,000	\$96,400.00	\$328,800
		2023Q1	2	2.00	\$2,600	\$1,300.00	\$5,850.00
			18	18.00	\$901,600	\$50,088.89	\$116,721
-----							
	MONUMENT / U						
	157006M	2022Q4	2	8.00	\$8,400	\$1,050.00	\$875.00
			2	8.00	\$8,400	\$1,050.00	\$875.00
-----							
	MONUMENT BOX / U						
	157009M	2022Q4	1	4.00	\$3,600	\$900.00	\$1,400.00
			1	4.00	\$3,600	\$900.00	\$1,400.00
-----							
	CAUTION FENCE / LF						
	158003M	2022Q2	1	200.00	\$1,400	\$7.00	\$6.67
			1	200.00	\$1,400	\$7.00	\$6.67
-----							
	SILT FENCE / LF						
	158006M	2022Q2	2	579.00	\$4,353	\$7.52	\$8.79
		2022Q3	2	1,600.00	\$39,363	\$24.60	\$36.98
		2022Q4	3	6,811.00	\$71,885	\$10.55	\$7.12

(item continued)

WEIGHTED AVERAGE ITEM PRICE REPORT  
BY REGION, ITEM, AND QUARTER

REGION	ITEM	CALENDAR QUARTER	NUMBER OF OCCUR'S	TOTAL QUANTITY	TOTAL DOLLARS	AVERAGE AWARDED PRICE	AVERAGE OF LOW 3 BIDDERS
S	SILT FENCE / LF						
	158006M	2023Q1	1	500.00	\$5	\$0.01	\$0.01
			8	9,490.00	\$115,606	\$12.18	\$11.88
-----							
	HEAVY DUTY SILT FENCE, ORANGE / LF						
	158009M	2022Q2	6	20,219.00	\$193,417	\$9.57	\$9.43
		2022Q4	2	4,420.00	\$76,983	\$17.42	\$13.47
			8	24,639.00	\$270,400	\$10.97	\$10.16
-----							
	HEAVY DUTY SILT FENCE, BLACK / LF						
	158012M	2022Q2	5	7,214.00	\$97,538	\$13.52	\$9.08
			5	7,214.00	\$97,538	\$13.52	\$9.08
-----							
	HAYBALE / U						
	158015M	2022Q2	3	175.00	\$27	\$0.15	\$13.68
		2022Q4	3	100.00	\$8,500	\$85.00	\$55.67
			6	275.00	\$8,527	\$31.01	\$28.95
-----							
	HAYBALE CHECK DAM WITH TEMPORARY STONE O / LF						
	158018M	2022Q4	1	144.00	\$21,600	\$150.00	\$91.67
			1	144.00	\$21,600	\$150.00	\$91.67
-----							
	TEMPORARY STONE CHECK DAM / CY						
	158021M	2022Q2	1	44.00	\$0	\$0.01	\$78.34
		2022Q4	1	12.00	\$2,700	\$225.00	\$441.67
			2	56.00	\$2,700	\$48.22	\$156.19
-----							

WEIGHTED AVERAGE ITEM PRICE REPORT  
BY REGION, ITEM, AND QUARTER

REGION	ITEM	CALENDAR QUARTER	NUMBER OF OCCUR'S	TOTAL QUANTITY	TOTAL DOLLARS	AVERAGE AWARDED PRICE	AVERAGE OF LOW 3 BIDDERS
S	INLET FILTER TYPE 2, 2' X 4' / U						
	158030M	2022Q2	7	295.00	\$42,154	\$142.89	\$180.72
		2022Q3	2	25.00	\$5,775	\$231.00	\$325.50
		2022Q4	2	101.00	\$6,533	\$64.68	\$171.56
		2023Q1	2	161.00	\$421	\$2.62	\$87.41
			-----	-----	-----	-----	-----
			13	582.00	\$54,883	\$94.30	\$159.54
-----							
	INLET FILTER TYPE 2, 4' X 4' / U						
	158033M	2022Q2	5	96.00	\$24,401	\$254.18	\$221.18
		2022Q3	1	50.00	\$8,750	\$175.00	\$342.50
		2022Q4	1	10.00	\$1,500	\$150.00	\$148.67
		2023Q1	2	89.00	\$1,420	\$15.96	\$74.71
			-----	-----	-----	-----	-----
			9	245.00	\$36,071	\$147.23	\$189.77
-----							
	FLOATING TURBIDITY BARRIER, TYPE 1 / LF						
	158042M	2022Q4	1	858.00	\$30,030	\$35.00	\$45.00
			-----	-----	-----	-----	-----
			1	858.00	\$30,030	\$35.00	\$45.00
-----							
	GEOMEMBRANE / SY						
	158050M	2022Q4	1	7,535.00	\$715,825	\$95.00	\$153.33
			-----	-----	-----	-----	-----
			1	7,535.00	\$715,825	\$95.00	\$153.33
-----							
	SEDIMENT CONTROL BAG / SF						
	158054M	2022Q2	2	3,750.00	\$9,750	\$2.60	\$1.33
			-----	-----	-----	-----	-----
			2	3,750.00	\$9,750	\$2.60	\$1.33
-----							
	SEDIMENT CONTROL TANK / U						
	158057M	2022Q4	1	1.00	\$25,000	\$25,000.00	\$17,833.33
			-----	-----	-----	-----	-----
			1	1.00	\$25,000	\$25,000.00	\$17,833.33
-----							

WEIGHTED AVERAGE ITEM PRICE REPORT  
BY REGION, ITEM, AND QUARTER

REGION	ITEM	CALENDAR QUARTER	NUMBER OF OCCUR'S	TOTAL QUANTITY	TOTAL DOLLARS	AVERAGE AWARDED PRICE	AVERAGE OF LOW 3 BIDDERS
S	CONSTRUCTION DRIVEWAY / T						
	158060M	2022Q4	2	534.00	\$16,134	\$30.21	\$62.04
			2	534.00	\$16,134	\$30.21	\$62.04
	CONCRETE WASHOUT SYSTEM / LS						
	158063P	2022Q2	6	6.00	\$42,000	\$7,000.00	\$8,902.00
		2022Q3	1	1.00	\$500	\$500.00	\$2,750.00
		2022Q4	2	2.00	\$10,000	\$5,000.00	\$15,000.00
		2023Q1	2	2.00	\$15,000	\$7,500.01	\$3,558.34
			11	11.00	\$67,500	\$6,136.36	\$8,479.88
	OIL ONLY EMERGENCY SPILL KIT, TYPE 1 / U						
	158072M	2022Q2	9	22.00	\$15,900	\$722.73	\$733.58
		2022Q3	2	3.00	\$2,500	\$833.33	\$1,666.67
		2022Q4	5	15.00	\$15,900	\$1,060.00	\$1,650.00
		2023Q1	3	6.00	\$20	\$3.34	\$174.56
			19	46.00	\$34,320	\$746.09	\$1,020.35
	EROSION CONTROL SEDIMENT REMOVAL / CY						
	158084M	2022Q2	5	197.00	\$6,915	\$35.10	\$82.10
		2022Q4	3	2,080.00	\$8,060	\$3.88	\$17.27
			8	2,277.00	\$14,975	\$6.58	\$22.88
	BASIN SAND LAYER / CY						
	158095M	2022Q2	1	53.00	\$5,300	\$100.00	\$104.67
		2022Q4	1	2,216.00	\$144,040	\$65.00	\$90.00
			2	2,269.00	\$149,340	\$65.82	\$90.34



WEIGHTED AVERAGE ITEM PRICE REPORT  
BY REGION, ITEM, AND QUARTER

REGION	ITEM	CALENDAR QUARTER	NUMBER OF OCCUR'S	TOTAL QUANTITY	TOTAL DOLLARS	AVERAGE AWARDED PRICE	AVERAGE OF LOW 3 BIDDERS
S	BREAKAWAY BARRICADE / U						
	159003M	2022Q2	9	369.00	\$6,044	\$16.38	\$51.19
		2022Q3	2	115.00	\$66	\$0.57	\$50.28
		2022Q4	4	355.00	\$202	\$0.57	\$71.16
		2023Q1	4	704.00	\$5,206	\$7.39	\$6.03
			19	1,543.00	\$11,517	\$7.46	\$35.12
	DRUM / U						
	159006M	2022Q2	9	1,869.00	\$9,663	\$5.17	\$23.87
		2022Q3	2	350.00	\$202	\$0.58	\$50.29
		2022Q4	4	1,409.00	\$45,107	\$32.01	\$49.46
		2023Q1	4	650.00	\$4,003	\$6.16	\$9.29
			19	4,278.00	\$58,974	\$13.79	\$32.24
	TRAFFIC CONE / U						
	159009M	2022Q2	8	2,049.00	\$30,709	\$14.99	\$13.58
		2022Q3	2	1,000.00	\$12,505	\$12.51	\$21.25
		2022Q4	4	3,060.00	\$62,506	\$20.43	\$22.88
		2023Q1	4	4,750.00	\$30,018	\$6.32	\$3.63
			18	10,859.00	\$135,737	\$12.50	\$12.56
	CONSTRUCTION SIGNS / SF						
	159012M	2022Q2	9	14,648.00	\$178,428	\$12.18	\$19.27
		2022Q3	2	2,203.00	\$11,422	\$5.18	\$13.32
		2022Q4	4	5,748.00	\$99,131	\$17.25	\$17.62
		2023Q1	4	13,000.00	\$10,120	\$0.78	\$0.78
			19	35,599.00	\$299,101	\$8.40	\$11.88
	CONSTRUCTION IDENTIFICATION SIGN, 4' X 8 / U						
	159015M	2022Q2	6	30.00	\$24,000	\$800.00	\$1,230.83

(item continued)

WEIGHTED AVERAGE ITEM PRICE REPORT  
BY REGION, ITEM, AND QUARTER

REGION	ITEM	CALENDAR QUARTER	NUMBER OF OCCUR'S	TOTAL QUANTITY	TOTAL DOLLARS	AVERAGE AWARDED PRICE	AVERAGE OF LOW 3 BIDDERS
S	CONSTRUCTION IDENTIFICATION SIGN, 4' X 8' / U						
	159015M	2022Q3	2	3.00	\$3,100	\$1,033.33	\$1,766.67
		2022Q4	4	14.00	\$15,924	\$1,137.43	\$1,220.81
			12	47.00	\$43,024	\$915.40	\$1,262.05
	CONSTRUCTION IDENTIFICATION SIGN, 6' X 1' / U						
	159018M	2022Q2	1	2.00	\$2,000	\$1,000.00	\$1,500.00
		2022Q4	1	1.00	\$1,200	\$1,200.00	\$4,066.67
			2	3.00	\$3,200	\$1,066.67	\$2,355.56
	CONSTRUCTION BARRIER CURB, BRIDGE / LF						
	159020P	2022Q4	1	720.00	\$7	\$0.01	\$105.00
			1	720.00	\$7	\$0.01	\$105.00
	CONSTRUCTION BARRIER CURB / LF						
	159021P	2022Q2	4	7,380.00	\$370,140	\$50.15	\$105.51
		2022Q4	2	2,925.00	\$292,500	\$100.00	\$136.88
			6	10,305.00	\$662,640	\$64.30	\$114.41
	FLASHING ARROW BOARD, 2' X 4' / U						
	159024M	2022Q2	2	6.00	\$7,000	\$1,166.67	\$1,311.11
		2022Q4	1	4.00	\$8,000	\$2,000.00	\$2,000.00
			3	10.00	\$15,000	\$1,500.00	\$1,586.67
	FLASHING ARROW BOARD, 4' X 8' / U						
	159027M	2022Q2	6	24.00	\$27,000	\$1,125.00	\$2,278.90
		2022Q3	2	8.00	\$8,040	\$1,005.00	\$2,002.50

(item continued)

WEIGHTED AVERAGE ITEM PRICE REPORT  
BY REGION, ITEM, AND QUARTER

REGION	ITEM	CALENDAR QUARTER	NUMBER OF OCCUR'S	TOTAL QUANTITY	TOTAL DOLLARS	AVERAGE AWARDED PRICE	AVERAGE OF LOW 3 BIDDERS
S	FLASHING ARROW BOARD, 4' X 8' / U						
	159027M	2022Q4	3	12.00	\$5,820	\$485.00	\$1,521.00
		2023Q1	3	28.00	\$16,100	\$575.00	\$363.22
			14	72.00	\$56,960	\$791.11	\$1,376.89
-----							
	PORTABLE VARIABLE MESSAGE SIGN W/REMOTE / U						
	159029M	2023Q1	1	8.00	\$16,000	\$2,000.00	\$5,000.00
			1	8.00	\$16,000	\$2,000.00	\$5,000.00
-----							
	PORTABLE VARIABLE MESSAGE SIGN / U						
	159030M	2022Q2	7	38.00	\$280,800	\$7,389.47	\$9,443.63
		2022Q3	2	8.00	\$80,000	\$10,000.00	\$15,000.00
		2022Q4	4	18.00	\$128,800	\$7,155.56	\$4,385.19
		2023Q1	2	20.00	\$250	\$12.51	\$4.34
			15	84.00	\$489,850	\$5,831.55	\$6,641.41
-----							
	TEMPORARY CRASH CUSHION, INERTIAL BARRIE / U						
	159051M	2022Q2	2	9.00	\$35,400	\$3,933.33	\$6,122.22
			2	9.00	\$35,400	\$3,933.33	\$6,122.22
-----							
	TEMPORARY CRASH CUSHION, INERTIAL BARRIE / U						
	159054M	2022Q2	1	3.00	\$12,525	\$4,175.00	\$5,725.00
			1	3.00	\$12,525	\$4,175.00	\$5,725.00
-----							
	TEMPORARY CRASH CUSHION, INERTIAL BARRIE / U						
	159057M	2022Q2	1	5.00	\$20,000	\$4,000.00	\$5,883.33
			1	5.00	\$20,000	\$4,000.00	\$5,883.33
-----							

WEIGHTED AVERAGE ITEM PRICE REPORT  
BY REGION, ITEM, AND QUARTER

REGION	ITEM	CALENDAR QUARTER	NUMBER OF OCCUR'S	TOTAL QUANTITY	TOTAL DOLLARS	AVERAGE AWARDED PRICE	AVERAGE OF LOW 3 BIDDERS
S	TRAFFIC CONTROL TRUCK WITH MOUNTED CRASH / U						
	159108M	2022Q2	9	30.00	\$204,000	\$6,800.00	\$7,311.45
		2022Q3	2	6.00	\$16,000	\$2,666.67	\$8,833.33
		2022Q4	4	14.00	\$51,006	\$3,643.29	\$9,381.10
		2023Q1	3	16.00	\$16,200	\$1,012.50	\$1,504.25
			18	66.00	\$287,206	\$4,351.61	\$6,481.01
-----							
	REMOVABLE BLACK LINE MASKING TAPE, 6" / LF						
	159114M	2022Q2	1	17,000.00	\$42,500	\$2.50	\$3.00
			1	17,000.00	\$42,500	\$2.50	\$3.00
-----							
	TEMPORARY PAVEMENT MARKING TAPE, 4" / LF						
	159120M	2022Q2	2	46,300.00	\$57,588	\$1.24	\$1.27
			2	46,300.00	\$57,588	\$1.24	\$1.27
-----							
	TEMPORARY TRAFFIC STRIPES, 4" / LF						
	159126M	2022Q2	2	535,235.00	\$8,906	\$0.02	\$0.47
		2022Q3	1	247,000.00	\$74,100	\$0.30	\$0.30
		2022Q4	2	33,900.00	\$17,845	\$0.53	\$0.51
			5	816,135.00	\$100,851	\$0.12	\$0.42
-----							
	TEMPORARY PAVEMENT MARKINGS / SF						
	159132M	2022Q2	2	12,733.00	\$2,839	\$0.22	\$1.96
			2	12,733.00	\$2,839	\$0.22	\$1.96
-----							
	HMA PATCH / T						
	159138M	2022Q2	6	156.00	\$68,190	\$437.12	\$412.06

(item continued)

WEIGHTED AVERAGE ITEM PRICE REPORT  
BY REGION, ITEM, AND QUARTER

REGION	ITEM	CALENDAR QUARTER	NUMBER OF OCCUR'S	TOTAL QUANTITY	TOTAL DOLLARS	AVERAGE AWARDED PRICE	AVERAGE OF LOW 3 BIDDERS
S	HMA PATCH / T						
	159138M	2022Q3	2	41.00	\$11,550	\$281.71	\$740.85
		2022Q4	3	21.00	\$21,500	\$1,023.81	\$1,824.60
		2023Q1	2	50.00	\$25	\$0.51	\$47.67
			13	268.00	\$101,265	\$377.86	\$505.06
	TRAFFIC DIRECTOR, FLAGGER / HOUR						
	159141M	2022Q2	6	7,084.00	\$887,007	\$125.21	\$106.83
		2022Q3	1	200.00	\$28,400	\$142.00	\$142.00
		2022Q4	4	1,860.00	\$240,003	\$129.03	\$62.12
		2023Q1	4	11,717.00	\$102,466	\$8.75	\$6.71
			15	20,861.00	\$1,257,876	\$60.30	\$46.94
	EMERGENCY TOWING SERVICE / U						
	159144M	2022Q2	3	24.00	\$410	\$17.09	\$139.03
		2022Q3	1	2.00	\$2	\$1.00	\$250.50
		2022Q4	2	2.00	\$1,700	\$850.00	\$1,383.33
		2023Q1	2	2.00	\$1	\$0.51	\$123.51
			8	30.00	\$2,113	\$70.44	\$228.38
	SNOW REMOVAL / LS						
	159190M	2022Q4	1	1.00	\$1	\$1.00	\$55,333.67
			1	1.00	\$1	\$1.00	\$55,333.67
	TEMP CRASH CUSH, COMP BAR, TYPE 2, NARR / U						
	159200M	2022Q2	1	3.00	\$3,000	\$1,000.00	\$5,233.33
		2022Q4	1	4.00	\$24,000	\$6,000.00	\$18,900.00
			2	7.00	\$27,000	\$3,857.14	\$13,042.86

WEIGHTED AVERAGE ITEM PRICE REPORT  
BY REGION, ITEM, AND QUARTER

REGION	ITEM	CALENDAR QUARTER	NUMBER OF OCCUR'S	TOTAL QUANTITY	TOTAL DOLLARS	AVERAGE AWARDED PRICE	AVERAGE OF LOW 3 BIDDERS
S	TEMP CRASH CUSH, COMP, TYPE 3, NARROW / U						
	159212M	2022Q2	2	5.00	\$32,000	\$6,400.00	\$13,874.67
		2022Q4	1	1.00	\$6,000	\$6,000.00	\$6,883.33
			3	6.00	\$38,000	\$6,333.33	\$12,709.44
-----							
	TRAFFIC STRIPES, LATEX, 4" / LF						
	159300M	2022Q2	5	1,504,767.00	\$492,182	\$0.33	\$0.42
		2022Q4	2	461,500.00	\$226,135	\$0.49	\$0.49
		2023Q1	3	818,370.00	\$45,684	\$0.06	\$0.11
			10	2,784,637.00	\$764,001	\$0.27	\$0.34
-----							
	TRAFFIC STRIPES, LATEX, 6" / LF						
	159301M	2022Q3	1	494,468.00	\$4,945	\$0.01	\$0.19
		2023Q1	1	37,500.00	\$10,125	\$0.27	\$0.19
			2	531,968.00	\$15,070	\$0.03	\$0.19
-----							
	TRAFFIC STRIPES, LATEX, 8" / LF						
	159302M	2022Q2	1	850.00	\$510	\$0.60	\$0.67
		2023Q1	2	26,968.00	\$270	\$0.01	\$0.09
			3	27,818.00	\$780	\$0.03	\$0.11
-----							
	TRAFFIC MARKINGS LINES, LATEX, 4" / LF						
	159310M	2023Q1	1	500.00	\$5	\$0.01	\$0.01
			1	500.00	\$5	\$0.01	\$0.01
-----							
	TRAFFIC MARKINGS LINES, LATEX, 8" / LF						
	159312M	2022Q2	2	25,815.00	\$7,683	\$0.30	\$0.30

(item continued)

WEIGHTED AVERAGE ITEM PRICE REPORT  
BY REGION, ITEM, AND QUARTER

REGION	ITEM	CALENDAR QUARTER	NUMBER OF OCCUR'S	TOTAL QUANTITY	TOTAL DOLLARS	AVERAGE AWARDED PRICE	AVERAGE OF LOW 3 BIDDERS
S	TRAFFIC MARKINGS LINES, LATEX, 8" / LF						
	159312M	2022Q3	1	12,371.00	\$124	\$0.01	\$0.23
		2022Q4	1	750.00	\$900	\$1.20	\$1.20
		2023Q1	3	7,768.00	\$78	\$0.01	\$0.08
			7	46,704.00	\$8,785	\$0.19	\$0.26
	TRAFFIC MARKINGS LINES, LATEX, 12" / LF						
	159313M	2022Q2	1	1,800.00	\$648	\$0.36	\$0.36
			1	1,800.00	\$648	\$0.36	\$0.36
	TRAFFIC MARKINGS LINES, LATEX, 24" / LF						
	159314M	2022Q2	2	18,200.00	\$5,822	\$0.32	\$0.32
		2022Q3	1	4,020.00	\$40	\$0.01	\$0.51
		2022Q4	1	150.00	\$360	\$2.40	\$2.40
		2023Q1	3	20,462.00	\$205	\$0.01	\$0.16
			7	42,832.00	\$6,427	\$0.15	\$0.27
	TRAFFIC MARKINGS SYMBOLS, LATEX / SF						
	159320M	2022Q2	1	13,500.00	\$8,100	\$0.60	\$0.60
		2022Q4	1	2,400.00	\$5,760	\$2.40	\$2.40
		2023Q1	3	5,680.00	\$57	\$0.01	\$0.26
			5	21,580.00	\$13,917	\$0.64	\$0.71
	FUEL PRICE ADJUSTMENT / DOLL						
	160004M	2022Q2	8	8.00	\$25,200	\$3,150.00	\$3,295.56
		2022Q3	1	1.00	\$10,800	\$10,800.00	\$10,800.00
		2022Q4	4	4.00	\$71,000	\$17,750.00	\$28,950.00
		2023Q1	2	92,100.00	\$92,100	\$1.00	\$1.00
			15	92,113.00	\$199,100	\$2.16	\$2.66

WEIGHTED AVERAGE ITEM PRICE REPORT  
BY REGION, ITEM, AND QUARTER

REGION	ITEM	CALENDAR QUARTER	NUMBER OF OCCUR'S	TOTAL QUANTITY	TOTAL DOLLARS	AVERAGE AWARDED PRICE	AVERAGE OF LOW 3 BIDDERS
S	ASPHALT PRICE ADJUSTMENT / DOLL						
	160007M	2022Q2	7	7.00	\$123,300	\$17,614.29	\$14,614.76
		2022Q3	1	1.00	\$62,000	\$62,000.00	\$62,000.00
		2022Q4	3	3.00	\$100,000	\$33,333.33	\$44,411.11
		2023Q1	2	149,000.00	\$149,000	\$1.00	\$1.00
			13	149,011.00	\$434,300	\$2.91	\$3.00
	STEEL PRICE ADJUSTMENT / DOLL						
	160009M	2022Q4	1	1.00	\$50,000	\$50,000.00	\$50,000.00
			1	1.00	\$50,000	\$50,000.00	\$50,000.00
	FINAL CLEANUP / LS						
	161003P	2022Q2	9	9.00	\$166,772	\$18,530.25	\$22,666.97
		2022Q3	2	2.00	\$38,001	\$19,000.50	\$34,500.25
		2022Q4	5	5.00	\$84,101	\$16,820.20	\$31,995.62
		2023Q1	1	1.00	\$50,000	\$50,000.00	\$32,500.00
			17	17.00	\$338,874	\$19,933.78	\$27,381.26
	VIBRATION MONITORING / LS						
	162006P	2022Q2	2	2.00	\$30,000	\$15,000.00	\$31,525.00
		2022Q4	3	3.00	\$80,000	\$26,666.67	\$67,222.22
			5	5.00	\$110,000	\$22,000.00	\$52,943.33
	CLEARING SITE / LS						
	201003P	2022Q2	9	9.00	\$505,000	\$56,111.11	\$89,022.73
		2022Q3	2	2.00	\$125,000	\$62,500.00	\$73,750.00
		2022Q4	4	4.00	\$630,000	\$157,500	\$227,833
		2023Q1	3	3.00	\$20,000	\$6,666.67	\$11,777.78
			18	18.00	\$1,280,000	\$71,111.11	\$105,298



WEIGHTED AVERAGE ITEM PRICE REPORT  
BY REGION, ITEM, AND QUARTER

REGION	ITEM	CALENDAR QUARTER	NUMBER OF OCCUR'S	TOTAL QUANTITY	TOTAL DOLLARS	AVERAGE AWARDED PRICE	AVERAGE OF LOW 3 BIDDERS
S	CLEARING SITE, BRIDGE ( ) / LS						
	201006P	2022Q2	13	13.00	\$465,800	\$35,830.77	\$48,094.87
		2022Q4	1	1.00	\$1,600,000	\$1,600,000	\$1,600,000
			14	14.00	\$2,065,800	\$147,557	\$158,945
	RESET MONITORING WELL BOX / U						
	201020M	2022Q2	1	7.00	\$4,900	\$700.00	\$543.33
			1	7.00	\$4,900	\$700.00	\$543.33
	DEMOLITION ( ), PARCEL ( ) / U						
	201033M	2022Q4	1	1.00	\$100,000	\$100,000	\$273,417
			1	1.00	\$100,000	\$100,000	\$273,417
	ASBESTOS REMOVAL, BRIDGE NO. / LS						
	201037P	2022Q2	3	3.00	\$7,500	\$2,500.00	\$8,333.33
			3	3.00	\$7,500	\$2,500.00	\$8,333.33
	TEMPORARY SHIELDING / LS						
	201039P	2022Q2	7	7.00	\$495,004	\$70,714.86	\$61,081.14
		2022Q4	1	1.00	\$100,000	\$100,000	\$935,000
			8	8.00	\$595,004	\$74,375.50	\$170,321
	STRIPPING / ACRE						
	202003P	2022Q2	1	2.00	\$20,000	\$10,000.00	\$5,033.33
		2022Q4	2	6.00	\$100,100	\$16,683.33	\$20,672.22
			3	8.00	\$120,100	\$15,012.50	\$16,762.50

WEIGHTED AVERAGE ITEM PRICE REPORT  
BY REGION, ITEM, AND QUARTER

REGION	ITEM	CALENDAR QUARTER	NUMBER OF OCCUR'S	TOTAL QUANTITY	TOTAL DOLLARS	AVERAGE AWARDED PRICE	AVERAGE OF LOW 3 BIDDERS
S	EXCAVATION, TEST PIT / CY						
	202006M	2022Q2	3	102.00	\$62,000	\$607.84	\$570.00
		2022Q4	2	220.00	\$200	\$0.91	\$129.85
			5	322.00	\$62,200	\$193.17	\$269.28
	EXCAVATION, UNCLASSIFIED / CY						
	202009P	2022Q2	8	11,439.00	\$396,710	\$34.68	\$27.27
		2022Q4	3	32,862.00	\$851,361	\$25.91	\$65.33
		2023Q1	2	1,080.00	\$8,010	\$7.42	\$3.96
			13	45,381.00	\$1,256,081	\$27.68	\$54.27
	REMOVAL OF PAVEMENT / SY						
	202021P	2022Q2	3	9,210.00	\$362,880	\$39.40	\$22.21
		2022Q4	2	18,315.00	\$139,416	\$7.61	\$28.89
			5	27,525.00	\$502,296	\$18.25	\$26.65
	ACID PRODUCING SOIL REMEDIATION / SY						
	202036P	2022Q2	1	25.00	\$125	\$5.00	\$10.33
			1	25.00	\$125	\$5.00	\$10.33
	DISPOSAL OF ACID PRODUCING SOIL / T						
	202039M	2022Q2	1	15.00	\$750	\$50.00	\$56.67
			1	15.00	\$750	\$50.00	\$56.67
	DREDGE, TRANS AND PLACE TO CDF / CY						
	202041M	2022Q4	1	72,280.00	\$1,507,038	\$20.85	\$24.95
			1	72,280.00	\$1,507,038	\$20.85	\$24.95

WEIGHTED AVERAGE ITEM PRICE REPORT  
BY REGION, ITEM, AND QUARTER

REGION	ITEM	CALENDAR QUARTER	NUMBER OF OCCUR'S	TOTAL QUANTITY	TOTAL DOLLARS	AVERAGE AWARDED PRICE	AVERAGE OF LOW 3 BIDDERS
S	SUBSOIL SCARIFICATION / SY						
	202050M	2022Q4	1	1,010.00	\$2,525	\$2.50	\$5.00
			1	1,010.00	\$2,525	\$2.50	\$5.00
	I-8 SOIL AGGREGATE / CY						
	203007P	2022Q2	1	453.00	\$45,300	\$100.00	\$63.33
			1	453.00	\$45,300	\$100.00	\$63.33
	I-9 SOIL AGGREGATE / CY						
	203009P	2022Q2	5	920.00	\$94,930	\$103.18	\$142.87
		2022Q4	1	1,119.00	\$106,305	\$95.00	\$86.67
			6	2,039.00	\$201,235	\$98.69	\$112.02
	I-14 SOIL AGGREGATE / CY						
	203021P	2022Q4	1	2,050.00	\$21	\$0.01	\$20.67
			1	2,050.00	\$21	\$0.01	\$20.67
	GEOTEXTILE / SY						
	203040M	2023Q1	1	500.00	\$25	\$0.05	\$0.02
			1	500.00	\$25	\$0.05	\$0.02
	GEOTEXTILE, ROADWAY STABILIZATION / SY						
	203041P	2022Q4	1	7,282.00	\$3,641	\$0.50	\$2.33
			1	7,282.00	\$3,641	\$0.50	\$2.33
	CONTROLLED LOW STRENGTH MATERIAL / CY						
	203050M	2022Q2	1	3.00	\$3,931	\$1,310.40	\$1,026.80
			1	3.00	\$3,931	\$1,310.40	\$1,026.80

WEIGHTED AVERAGE ITEM PRICE REPORT  
BY REGION, ITEM, AND QUARTER

REGION	ITEM	CALENDAR QUARTER	NUMBER OF OCCUR'S	TOTAL QUANTITY	TOTAL DOLLARS	AVERAGE AWARDED PRICE	AVERAGE OF LOW 3 BIDDERS
S	GEOSYNTHETIC CLAY LINER / SY						
	203100P	2022Q4	1	7,535.00	\$866,525	\$115.00	\$91.33
			1	7,535.00	\$866,525	\$115.00	\$91.33
	TEMPORARY CAUSEWAY / LS						
	203120M	2022Q4	1	1.00	\$3,000,000	\$3,000,000	\$2,621,667
			1	1.00	\$3,000,000	\$3,000,000	\$2,621,667
	SUBBASE / CY						
	301006P	2022Q2	1	16.00	\$5,600	\$350.00	\$198.00
		2022Q4	1	73.00	\$10,950	\$150.00	\$152.33
			2	89.00	\$16,550	\$185.96	\$160.54
	SOIL AGGREGATE BASE COURSE, 8" THICK / SY						
	302018P	2022Q2	1	8,733.00	\$122,262	\$14.00	\$14.33
			1	8,733.00	\$122,262	\$14.00	\$14.33
	DENSE-GRADED AGGREGATE BASE COURSE, 6" T / SY						
	302036P	2022Q2	2	1,520.00	\$23,499	\$15.46	\$26.79
		2022Q4	2	8,652.00	\$89,715	\$10.37	\$17.90
			4	10,172.00	\$113,214	\$11.13	\$19.23
	DENSE-GRADED AGGREGATE BASE COURSE, 8" T / SY						
	302042P	2022Q2	3	8,835.00	\$153,395	\$17.36	\$20.17
		2022Q4	1	3,560.00	\$35,600	\$10.00	\$17.80
			4	12,395.00	\$188,995	\$15.25	\$19.49

WEIGHTED AVERAGE ITEM PRICE REPORT  
BY REGION, ITEM, AND QUARTER

REGION	ITEM	CALENDAR QUARTER	NUMBER OF OCCUR'S	TOTAL QUANTITY	TOTAL DOLLARS	AVERAGE AWARDED PRICE	AVERAGE OF LOW 3 BIDDERS
S	DENSE-GRADED AGGREGATE	BASE COURSE, 12" / SY					
	302048P	2022Q4	1	16,599.00	\$215,787	\$13.00	\$25.67
			1	16,599.00	\$215,787	\$13.00	\$25.67
	DENSE-GRADED AGGREGATE	BASE COURSE, VARI / CY					
	302051P	2022Q2	5	1,084.00	\$17,485	\$16.13	\$96.27
		2022Q4	2	51.00	\$26,000	\$509.80	\$509.80
		2023Q1	3	415.00	\$421	\$1.01	\$4.78
			10	1,550.00	\$43,906	\$28.33	\$85.38
	COARSE AGGREGATE, SIZE NO. 57	/ CY					
	302060P	2022Q2	4	147.00	\$15,600	\$106.12	\$138.74
		2023Q1	1	125.00	\$1	\$0.01	\$0.01
			5	272.00	\$15,601	\$57.36	\$74.99
	CONCRETE BASE COURSE, 8" THICK	/ SY					
	304003P	2022Q2	1	228.00	\$67,260	\$295.00	\$334.67
		2022Q4	1	274.00	\$34,250	\$125.00	\$117.67
			2	502.00	\$101,510	\$202.21	\$216.22
	CONCRETE BASE COURSE, 9" THICK	/ SY					
	304006P	2022Q2	1	723.00	\$72,300	\$100.00	\$119.00
			1	723.00	\$72,300	\$100.00	\$119.00
	CONCRETE BASE COURSE, 10" THICK	/ SY					
	304009P	2022Q2	1	150.00	\$24,750	\$165.00	\$250.33
			1	150.00	\$24,750	\$165.00	\$250.33

WEIGHTED AVERAGE ITEM PRICE REPORT  
BY REGION, ITEM, AND QUARTER

REGION	ITEM	CALENDAR QUARTER	NUMBER OF OCCUR'S	TOTAL QUANTITY	TOTAL DOLLARS	AVERAGE AWARDED PRICE	AVERAGE OF LOW 3 BIDDERS
S	HMA MILLING, 3" OR LESS / SY						
	401009P	2022Q2	5	40,588.00	\$252,622	\$6.22	\$8.18
		2022Q4	2	7,614.00	\$76,140	\$10.00	\$8.91
		2023Q1	3	583,097.00	\$700,742	\$1.20	\$2.29
			10	631,299.00	\$1,029,504	\$1.63	\$2.75
	HMA MILLING, MORE THAN 3" TO 6" / SY						
	401012P	2022Q4	1	971.00	\$9,710	\$10.00	\$12.78
		2023Q1	1	10,000.00	\$100	\$0.01	\$0.01
			2	10,971.00	\$9,810	\$0.89	\$1.14
	CONCRETE MILLING / SY						
	401015P	2022Q4	1	100.00	\$3,500	\$35.00	\$32.67
		2023Q1	3	955.00	\$3,006	\$3.15	\$2.82
			4	1,055.00	\$6,506	\$6.17	\$5.65
	MICRO-MILLING / SY						
	401017P	2022Q2	2	100,293.00	\$32,600	\$0.33	\$5.41
		2022Q3	1	3,542.00	\$141,680	\$40.00	\$34.00
		2022Q4	2	3,105.00	\$88,872	\$28.62	\$28.62
			5	106,940.00	\$263,152	\$2.46	\$7.03
	HOT MIX ASPHALT PAVEMENT REPAIR / SY						
	401021M	2022Q2	5	5,600.00	\$535,600	\$95.64	\$74.91
		2022Q3	2	336.00	\$70,060	\$208.51	\$354.26
		2022Q4	3	365.00	\$95,000	\$260.27	\$220.09
		2023Q1	3	1,700.00	\$3,875	\$2.28	\$5.83
			13	8,001.00	\$704,535	\$88.06	\$78.59

WEIGHTED AVERAGE ITEM PRICE REPORT  
BY REGION, ITEM, AND QUARTER

REGION	ITEM	CALENDAR QUARTER	NUMBER OF OCCUR'S	TOTAL QUANTITY	TOTAL DOLLARS	AVERAGE AWARDED PRICE	AVERAGE OF LOW 3 BIDDERS
S	SEALING OF CRACKS IN HOT MIX ASPHALT SUR / LF						
	401024M	2022Q2	5	7,500.00	\$42,750	\$5.70	\$5.40
		2022Q3	2	3,000.00	\$6,500	\$2.17	\$6.08
		2022Q4	2	10,000.00	\$40,000	\$4.00	\$4.00
		2023Q1	1	2,250.00	\$113	\$0.05	\$0.52
			10	22,750.00	\$89,363	\$3.93	\$4.39
	POLYMERIZED JOINT ADHESIVE / LF						
	401027M	2022Q2	5	212,992.00	\$1,142,058	\$5.36	\$6.20
		2022Q4	3	29,720.00	\$32,950	\$1.11	\$0.77
		2023Q1	3	359,607.00	\$819,280	\$2.28	\$1.07
			11	602,319.00	\$1,994,287	\$3.31	\$2.87
	TACK COAT / GAL						
	401030M	2022Q2	7	182,999.00	\$586,097	\$3.20	\$5.62
		2022Q3	2	84,975.00	\$117,666	\$1.38	\$2.37
		2022Q4	4	53,697.00	\$127,037	\$2.37	\$1.39
		2023Q1	3	116,686.00	\$1,167	\$0.01	\$0.01
			16	438,357.00	\$831,968	\$1.90	\$2.98
	PRIME COAT / GAL						
	401036M	2022Q2	2	2,220.00	\$1,656	\$0.75	\$0.26
		2022Q4	2	7,210.00	\$72	\$0.01	\$1.86
			4	9,430.00	\$1,728	\$0.18	\$1.48
	HOT MIX ASPHALT 9.5 M 64 SURFACE COURSE / T						
	401042M	2022Q2	1	445.00	\$66,750	\$150.00	\$177.33
		2023Q1	1	1,000.00	\$170,000	\$170.00	\$145.00
			2	1,445.00	\$236,750	\$163.84	\$154.96

WEIGHTED AVERAGE ITEM PRICE REPORT  
BY REGION, ITEM, AND QUARTER

REGION	ITEM	CALENDAR QUARTER	NUMBER OF OCCUR'S	TOTAL QUANTITY	TOTAL DOLLARS	AVERAGE AWARDED PRICE	AVERAGE OF LOW 3 BIDDERS
S	HOT MIX ASPHALT 9.5 ME SURFACE COURSE / T						
	401049M	2023Q1	1	1,000.00	\$172,000	\$172.00	\$150.67
			1	1,000.00	\$172,000	\$172.00	\$150.67
	HOT MIX ASPHALT 12.5 M 64 SURFACE COURSE / T						
	401054M	2022Q2	4	3,495.00	\$430,230	\$123.10	\$126.06
		2022Q4	1	1,010.00	\$126,250	\$125.00	\$130.00
		2023Q1	2	10,944.00	\$1,253,736	\$114.56	\$113.20
			7	15,449.00	\$1,810,216	\$117.17	\$117.21
	HMA 12.5 M E SURFACE COURSE / T						
	401061M	2022Q2	2	2,422.00	\$432,689	\$178.65	\$176.82
		2022Q4	1	2,840.00	\$355,000	\$125.00	\$159.00
		2023Q1	1	3,000.00	\$513,000	\$171.00	\$157.00
			4	8,262.00	\$1,300,689	\$157.43	\$163.50
	HOT MIX ASPHALT 9.5 M 64 INTERMEDIATE CO / T						
	401066M	2022Q2	1	445.00	\$55,625	\$125.00	\$169.33
			1	445.00	\$55,625	\$125.00	\$169.33
	HOT MIX ASPHALT 12.5 M 64 INTERMEDIATE C / T						
	401072M	2022Q4	1	2,165.00	\$216,500	\$100.00	\$138.33
		2023Q1	1	1,000.00	\$70,000	\$70.00	\$73.33
			2	3,165.00	\$286,500	\$90.52	\$117.80
	HOT MIX ASPHALT 19 M 64 INTERMEDIATE COU / T						
	401084M	2022Q2	1	2,976.00	\$312,480	\$105.00	\$125.00

(item continued)



WEIGHTED AVERAGE ITEM PRICE REPORT  
BY REGION, ITEM, AND QUARTER

REGION	ITEM	CALENDAR QUARTER	NUMBER OF OCCUR'S	TOTAL QUANTITY	TOTAL DOLLARS	AVERAGE AWARDED PRICE	AVERAGE OF LOW 3 BIDDERS
S	HOT MIX ASPHALT 19 M 64 INTERMEDIATE COU / T						
	401084M	2022Q4	1	2,062.00	\$206,200	\$100.00	\$113.00
			2	5,038.00	\$518,680	\$102.95	\$120.09
	-----						
	HOT MIX ASPHALT 19 M 64 BASE COURSE / T						
	401096M	2022Q2	1	120.00	\$30,000	\$250.00	\$196.67
			1	120.00	\$30,000	\$250.00	\$196.67
	-----						
	HOT MIX ASPHALT 25 M 64 BASE COURSE / T						
	401099M	2022Q2	2	2,799.00	\$300,735	\$107.44	\$126.41
		2022Q4	2	7,729.00	\$808,066	\$104.55	\$135.47
		2023Q1	1	1,000.00	\$65,000	\$65.00	\$60.00
			5	11,528.00	\$1,173,801	\$101.82	\$126.73
	-----						
	CORE SAMPLES, HOT MIX ASPHALT / U						
	401108M	2022Q2	3	40.00	\$6,750	\$168.75	\$233.92
		2022Q4	2	50.00	\$8,750	\$175.00	\$204.67
		2023Q1	3	410.00	\$155,125	\$378.35	\$153.28
			8	500.00	\$170,625	\$341.25	\$164.87
	-----						
	HMA LONGITUDINAL JOINT REPAIR / SY						
	401113M	2022Q4	1	1,000.00	\$100,000	\$100.00	\$100.00
			1	1,000.00	\$100,000	\$100.00	\$100.00
	-----						
	ULTRA-THIN FRICTION COURSE / T						
	403003M	2022Q3	1	12,900.00	\$3,096,000	\$240.00	\$230.00
			1	12,900.00	\$3,096,000	\$240.00	\$230.00
	-----						

WEIGHTED AVERAGE ITEM PRICE REPORT  
BY REGION, ITEM, AND QUARTER

REGION	ITEM	CALENDAR QUARTER	NUMBER OF OCCUR'S	TOTAL QUANTITY	TOTAL DOLLARS	AVERAGE AWARDED PRICE	AVERAGE OF LOW 3 BIDDERS
S	POLYMER MODIFIED TACK COAT / GAL						
	403005M	2022Q2	1	68,150.00	\$682	\$0.01	\$3.48
		2022Q3	1	76,000.00	\$311,600	\$4.10	\$5.30
			2	144,150.00	\$312,282	\$2.17	\$4.43
	STONE MATRIX ASPHALT 12.5 MM SURFACE COU / T						
	404006M	2023Q1	3	52,169.00	\$6,784,672	\$130.05	\$131.96
			3	52,169.00	\$6,784,672	\$130.05	\$131.96
	ULTRA-HPTO / T						
	406010M	2022Q2	1	25,713.00	\$5,451,156	\$212.00	\$266.00
			1	25,713.00	\$5,451,156	\$212.00	\$266.00
	MICROPAVING JOINTS / LF						
	421007M	2022Q2	4	210,074.00	\$822,479	\$3.92	\$4.08
		2022Q3	2	139,216.00	\$1,215,160	\$8.73	\$6.85
		2022Q4	2	34,037.00	\$167,603	\$4.92	\$4.92
			8	383,327.00	\$2,205,242	\$5.75	\$5.16
	SLURRY SEAL AGGREGATE, TYPE II / T						
	421010M	2022Q2	3	7,866.00	\$965,469	\$122.74	\$122.74
		2022Q3	2	4,393.00	\$507,787	\$115.59	\$117.66
		2022Q4	1	2,574.00	\$324,324	\$126.00	\$126.00
			6	14,833.00	\$1,797,580	\$121.19	\$121.80
	SLURRY SEAL EMULSION / GAL						
	421011M	2022Q2	3	233,264.00	\$2,555,317	\$10.95	\$10.95

(item continued)

WEIGHTED AVERAGE ITEM PRICE REPORT  
BY REGION, ITEM, AND QUARTER

REGION	ITEM	CALENDAR QUARTER	NUMBER OF OCCUR'S	TOTAL QUANTITY	TOTAL DOLLARS	AVERAGE AWARDED PRICE	AVERAGE OF LOW 3 BIDDERS
S	SLURRY SEAL EMULSION / GAL						
	421011M	2022Q3	2	126,169.00	\$1,222,298	\$9.69	\$10.59
		2022Q4	1	57,813.00	\$678,146	\$11.73	\$11.73
			6	417,246.00	\$4,455,761	\$10.68	\$10.95
	FOG SEAL STRIP / LF						
	422004M	2022Q2	1	32,358.00	\$30,740	\$0.95	\$0.95
		2022Q4	2	11,256.00	\$11,895	\$1.06	\$4.19
			3	43,614.00	\$42,635	\$0.98	\$1.79
	CHIP SEAL PG88-22FR / SY						
	424110M	2022Q4	1	117,087.00	\$816,096	\$6.97	\$6.97
			1	117,087.00	\$816,096	\$6.97	\$6.97
	PARTIAL DEPTH CONCRETE REPAIR, HOT APPL / SY						
	452004M	2022Q2	1	914.00	\$1,096,800	\$1,200.00	\$1,850.00
			1	914.00	\$1,096,800	\$1,200.00	\$1,850.00
	FULL DEPTH CONCRETE PAVEMENT REPAIR, HMA / SY						
	453006M	2022Q2	4	950.00	\$126,650	\$133.32	\$86.11
		2022Q4	2	230.00	\$15,200	\$66.09	\$260.36
		2023Q1	3	475.00	\$14,313	\$30.13	\$39.85
			9	1,655.00	\$156,163	\$94.36	\$97.05
	FULL DEPTH CONCRETE PAVEMENT REPAIR, PRE / SY						
	453013M	2022Q2	1	2,193.00	\$3,289,500	\$1,500.00	\$1,275.00
			1	2,193.00	\$3,289,500	\$1,500.00	\$1,275.00

WEIGHTED AVERAGE ITEM PRICE REPORT  
BY REGION, ITEM, AND QUARTER

REGION	ITEM	CALENDAR QUARTER	NUMBER OF OCCUR'S	TOTAL QUANTITY	TOTAL DOLLARS	AVERAGE AWARDED PRICE	AVERAGE OF LOW 3 BIDDERS
S	CLEANING AND SEALING JOINTS AND CRACKS I / LF						
	456006M	2022Q2	1	495.00	\$7,425	\$15.00	\$14.25
			1	495.00	\$7,425	\$15.00	\$14.25
-----							
	TEMPORARY SHEETING / SF						
	501003P	2022Q2	5	6,801.00	\$3,078	\$0.45	\$15.71
		2022Q4	1	22,000.00	\$220	\$0.01	\$50.00
			6	28,801.00	\$3,298	\$0.11	\$41.91
-----							
	PERMANENT SHEETING / SF						
	501006P	2022Q2	1	2,933.00	\$23,464	\$8.00	\$47.00
		2022Q4	1	2,420.00	\$181,500	\$75.00	\$123.33
			2	5,353.00	\$204,964	\$38.29	\$81.51
-----							
	TEMPORARY COFFERDAM / LS						
	501009P	2022Q4	1	1.00	\$2,000,000	\$2,000,000	\$2,083,333
			1	1.00	\$2,000,000	\$2,000,000	\$2,083,333
-----							
	TEMPORARY EMBANKMENT SUPPORT SYSTEM / LS						
	501019P	2022Q4	1	1.00	\$5,000	\$5,000.00	\$44,113.33
			1	1.00	\$5,000	\$5,000.00	\$44,113.33
-----							
	FURNISHING EQUIPMENT FOR DRIVING PILES / LS						
	502003P	2022Q4	1	1.00	\$2,000,000	\$2,000,000	\$971,667
			1	1.00	\$2,000,000	\$2,000,000	\$971,667
-----							

WEIGHTED AVERAGE ITEM PRICE REPORT  
BY REGION, ITEM, AND QUARTER

REGION	ITEM	CALENDAR QUARTER	NUMBER OF OCCUR'S	TOTAL QUANTITY	TOTAL DOLLARS	AVERAGE AWARDED PRICE	AVERAGE OF LOW 3 BIDDERS
S	PREBORED HOLE / LF						
	502006M	2022Q4	1	280.00	\$280	\$1.00	\$308.67
			1	280.00	\$280	\$1.00	\$308.67
	TEST PILE, FURNISHED / LF						
	502009M	2022Q4	1	638.00	\$60,610	\$95.00	\$156.67
			1	638.00	\$60,610	\$95.00	\$156.67
	TEST PILE, DRIVEN / LF						
	502012M	2022Q4	1	586.00	\$38,090	\$65.00	\$149.33
			1	586.00	\$38,090	\$65.00	\$149.33
	DYNAMIC PILE LOAD TEST / U						
	502018M	2022Q4	1	8.00	\$20,800	\$2,600.00	\$4,191.67
			1	8.00	\$20,800	\$2,600.00	\$4,191.67
	STEEL H-PILE, FURNISHED, HP 14 X 102 / LF						
	502173M	2022Q4	1	7,972.00	\$837,060	\$105.00	\$127.67
			1	7,972.00	\$837,060	\$105.00	\$127.67
	STEEL H-PILE, DRIVEN, HP 14 X 102 / LF						
	502191M	2022Q4	1	7,592.00	\$303,680	\$40.00	\$53.33
			1	7,592.00	\$303,680	\$40.00	\$53.33
	PILE SHOE / U						
	502207M	2022Q4	1	124.00	\$27,900	\$225.00	\$293.33
			1	124.00	\$27,900	\$225.00	\$293.33

WEIGHTED AVERAGE ITEM PRICE REPORT  
BY REGION, ITEM, AND QUARTER

REGION	ITEM	CALENDAR QUARTER	NUMBER OF OCCUR'S	TOTAL QUANTITY	TOTAL DOLLARS	AVERAGE AWARDED PRICE	AVERAGE OF LOW 3 BIDDERS
S	RESTRIKE WITH PDA AND CAPWAP ANALYSIS / U						
	502307M	2022Q4	1	8.00	\$45,600	\$5,700.00	\$5,900.00
			1	8.00	\$45,600	\$5,700.00	\$5,900.00
-----							
	REINFORCEMENT STEEL, EPOXY-COATED / LB						
	504006P	2022Q2	1	201,075.00	\$452,419	\$2.25	\$2.28
		2022Q4	3	464,910.00	\$929,820	\$2.00	\$2.75
			4	665,985.00	\$1,382,239	\$2.08	\$2.61
-----							
	CONCRETE FOOTING / CY						
	504015P	2022Q2	2	47.00	\$88,400	\$1,880.85	\$1,976.24
		2022Q4	1	240.00	\$198,000	\$825.00	\$1,725.00
			3	287.00	\$286,400	\$997.91	\$1,766.14
-----							
	CONCRETE WING WALL / CY						
	504018P	2022Q2	1	10.00	\$95,000	\$9,500.00	\$8,500.00
			1	10.00	\$95,000	\$9,500.00	\$8,500.00
-----							
	CONCRETE ABUTMENT WALL / CY						
	504024P	2022Q2	1	71.00	\$269,800	\$3,800.00	\$3,233.33
		2022Q4	1	260.00	\$442,000	\$1,700.00	\$2,483.33
			2	331.00	\$711,800	\$2,150.45	\$2,644.21
-----							
	CONCRETE PIER COLUMN AND CAP / CY						
	504027P	2022Q2	1	21.00	\$65,100	\$3,100.00	\$4,343.33
		2022Q4	1	160.00	\$384,000	\$2,400.00	\$3,783.33
			2	181.00	\$449,100	\$2,481.22	\$3,848.31
-----							

WEIGHTED AVERAGE ITEM PRICE REPORT  
BY REGION, ITEM, AND QUARTER

REGION	ITEM	CALENDAR QUARTER	NUMBER OF OCCUR'S	TOTAL QUANTITY	TOTAL DOLLARS	AVERAGE AWARDED PRICE	AVERAGE OF LOW 3 BIDDERS
S	CONCRETE SEAL / CY						
	504029P	2022Q4	1	510.00	\$102,000	\$200.00	\$608.33
			1	510.00	\$102,000	\$200.00	\$608.33
	CONCRETE PIER SHAFT / CY						
	504030P	2022Q4	1	290.00	\$290,000	\$1,000.00	\$2,325.00
			1	290.00	\$290,000	\$1,000.00	\$2,325.00
	EPOXY WATERPROOFING / SY						
	504036P	2022Q2	1	86.00	\$11,610	\$135.00	\$98.75
		2022Q4	1	20.00	\$4,000	\$200.00	\$258.33
		2023Q1	1	1,340.00	\$67,000	\$50.00	\$56.67
			3	1,446.00	\$82,610	\$57.13	\$61.96
	CONCRETE SURFACE TREATMENT / SY						
	504040P	2022Q4	1	200.00	\$13,000	\$65.00	\$103.33
			1	200.00	\$13,000	\$65.00	\$103.33
	CONCRETE STAINING / SY						
	504048P	2022Q4	4	1,790.00	\$40,500	\$22.63	\$52.39
			4	1,790.00	\$40,500	\$22.63	\$52.39
	CONCRETE PYLON / LF						
	504053P	2022Q2	1	4.00	\$15,200	\$3,800.00	\$2,950.00
			1	4.00	\$15,200	\$3,800.00	\$2,950.00

WEIGHTED AVERAGE ITEM PRICE REPORT  
BY REGION, ITEM, AND QUARTER

REGION	ITEM	CALENDAR QUARTER	NUMBER OF OCCUR'S	TOTAL QUANTITY	TOTAL DOLLARS	AVERAGE AWARDED PRICE	AVERAGE OF LOW 3 BIDDERS
S	STRUCTURAL STEEL / LS						
	506003P	2022Q2	1	1.00	\$3,077,000	\$3,077,000	\$2,627,533
		2022Q4	1	1.00	\$8,650,000	\$8,650,000	\$7,831,990
			2	2.00	\$11,727,000	\$5,863,500	\$5,229,762
	REINFORCED ELASTOMERIC BEARING ASSEMBLY / U						
	506006P	2022Q2	1	27.00	\$135,000	\$5,000.00	\$4,693.33
		2022Q4	1	24.00	\$144,000	\$6,000.00	\$6,333.33
			2	51.00	\$279,000	\$5,470.59	\$5,465.10
	ELASTOMERIC BEARING ASSEMBLY / U						
	506007M	2022Q4	1	24.00	\$96,000	\$4,000.00	\$3,616.67
			1	24.00	\$96,000	\$4,000.00	\$3,616.67
	SHEAR CONNECTOR / U						
	506012P	2022Q2	1	6,642.00	\$33,210	\$5.00	\$4.53
		2022Q4	1	11,568.00	\$66,516	\$5.75	\$6.67
			2	18,210.00	\$99,726	\$5.48	\$5.89
	LUBRICATE BEARING / U						
	506013P	2023Q1	1	278.00	\$13,900	\$50.00	\$83.33
			1	278.00	\$13,900	\$50.00	\$83.33
	TEMPORARY BEAM / LS						
	506070P	2022Q4	1	1.00	\$300,000	\$300,000	\$408,333
			1	1.00	\$300,000	\$300,000	\$408,333



WEIGHTED AVERAGE ITEM PRICE REPORT  
BY REGION, ITEM, AND QUARTER

REGION	ITEM	CALENDAR QUARTER	NUMBER OF OCCUR'S	TOTAL QUANTITY	TOTAL DOLLARS	AVERAGE AWARDED PRICE	AVERAGE OF LOW 3 BIDDERS
S	STRIP SEAL EXPANSION JOINT ASSEMBLY / LF						
	507015P	2022Q2	1	124.00	\$89,900	\$725.00	\$757.33
		2022Q4	1	184.00	\$128,800	\$700.00	\$783.33
			2	308.00	\$218,700	\$710.06	\$772.87
	CONCRETE BRIDGE DECK, HPC / CY						
	507024P	2022Q2	1	421.00	\$463,100	\$1,100.00	\$1,270.00
		2022Q4	1	840.00	\$1,092,000	\$1,300.00	\$1,733.33
			2	1,261.00	\$1,555,100	\$1,233.23	\$1,578.64
	DATE PANEL / U						
	507027M	2022Q2	3	4.00	\$4,600	\$1,150.00	\$1,092.83
			3	4.00	\$4,600	\$1,150.00	\$1,092.83
	CONCRETE BRIDGE SIDEWALK / CY						
	507030P	2022Q2	3	12.00	\$45,600	\$3,800.00	\$4,241.67
			3	12.00	\$45,600	\$3,800.00	\$4,241.67
	CONCRETE BRIDGE SIDEWALK, HPC / CY						
	507033P	2022Q2	1	84.00	\$50,400	\$600.00	\$983.33
		2022Q4	1	102.00	\$91,800	\$900.00	\$1,150.00
			2	186.00	\$142,200	\$764.52	\$1,074.73
	CONCRETE BRIDGE PARAPET / LF						
	507036P	2022Q2	1	13.00	\$15,600	\$1,200.00	\$1,766.67
			1	13.00	\$15,600	\$1,200.00	\$1,766.67

WEIGHTED AVERAGE ITEM PRICE REPORT  
BY REGION, ITEM, AND QUARTER

REGION	ITEM	CALENDAR QUARTER	NUMBER OF OCCUR'S	TOTAL QUANTITY	TOTAL DOLLARS	AVERAGE AWARDED PRICE	AVERAGE OF LOW 3 BIDDERS
S	BARRIER PARAPET MODIFICATIONS / LF						
	507037P	2022Q2	5	182.00	\$193,750	\$1,064.56	\$1,466.39
			5	182.00	\$193,750	\$1,064.56	\$1,466.39
	-----						
	CONCRETE BRIDGE PARAPET WITH MOMENT SLAB / LF						
	507038P	2022Q4	3	572.00	\$343,200	\$600.00	\$741.73
			3	572.00	\$343,200	\$600.00	\$741.73
	-----						
	CONCRETE BRIDGE PARAPET, HPC / LF						
	507039P	2022Q2	1	480.00	\$134,400	\$280.00	\$250.33
		2022Q4	1	1,440.00	\$432,000	\$300.00	\$280.00
			2	1,920.00	\$566,400	\$295.00	\$272.58
	-----						
	CONCRETE SLEEPER SLAB / CY						
	507050M	2022Q2	1	72.00	\$100,800	\$1,400.00	\$1,266.67
		2022Q4	1	96.00	\$100,800	\$1,050.00	\$1,183.33
			2	168.00	\$201,600	\$1,200.00	\$1,219.05
	-----						
	CONCRETE BRIDGE RELIEF SLAB / SY						
	507054P	2022Q2	1	156.00	\$93,600	\$600.00	\$531.00
		2022Q4	1	245.00	\$110,250	\$450.00	\$500.00
			2	401.00	\$203,850	\$508.35	\$512.06
	-----						
	STEEL 1 BAR BRIDGE RAILING / LF						
	507082P	2022Q4	3	1,256.00	\$177,096	\$141.00	\$183.90
			3	1,256.00	\$177,096	\$141.00	\$183.90
	-----						

WEIGHTED AVERAGE ITEM PRICE REPORT  
BY REGION, ITEM, AND QUARTER

REGION	ITEM	CALENDAR QUARTER	NUMBER OF OCCUR'S	TOTAL QUANTITY	TOTAL DOLLARS	AVERAGE AWARDED PRICE	AVERAGE OF LOW 3 BIDDERS
S	TEMPORARY CONCRETE MOMENT SLAB / CY						
	507140M	2022Q4	1	47.00	\$35,250	\$750.00	\$1,483.33
			1	47.00	\$35,250	\$750.00	\$1,483.33
	SCUPPER / U						
	508006M	2022Q4	1	2.00	\$6,400	\$3,200.00	\$4,900.00
			1	2.00	\$6,400	\$3,200.00	\$4,900.00
	10" STEEL ALLOY PIPE / LF						
	508012P	2022Q4	1	16.00	\$7,200	\$450.00	\$813.33
			1	16.00	\$7,200	\$450.00	\$813.33
	CHAIN-LINK FENCE, TYPE IV / LF						
	509083P	2022Q2	1	460.00	\$85,100	\$185.00	\$278.33
		2022Q4	1	640.00	\$112,000	\$175.00	\$266.67
			2	1,100.00	\$197,100	\$179.18	\$271.55
	BRIDGE COMB RAILING (1 RAIL, STEEL) / LF						
	509150P	2022Q2	1	460.00	\$75,900	\$165.00	\$188.33
			1	460.00	\$75,900	\$165.00	\$188.33
	TIDE CLEARANCE GAUGE / U						
	511019M	2022Q4	1	2.00	\$40,000	\$20,000.00	\$10,833.33
			1	2.00	\$40,000	\$20,000.00	\$10,833.33
	FENDER SYSTEM / LF						
	511020P	2022Q4	1	316.00	\$2,054,000	\$6,500.00	\$7,083.33
			1	316.00	\$2,054,000	\$6,500.00	\$7,083.33

WEIGHTED AVERAGE ITEM PRICE REPORT  
BY REGION, ITEM, AND QUARTER

REGION	ITEM	CALENDAR QUARTER	NUMBER OF OCCUR'S	TOTAL QUANTITY	TOTAL DOLLARS	AVERAGE AWARDED PRICE	AVERAGE OF LOW 3 BIDDERS
S	RETAINING WALL, LOCATION NO. ____ / SF						
	513003P	2022Q4	3	41,680.00	\$3,594,040	\$86.23	\$126.14
			3	41,680.00	\$3,594,040	\$86.23	\$126.14
	RETAINING WALL, CAST-IN-PLACE, LOCATION / SF						
	513006P	2022Q4	4	7,700.00	\$1,590,700	\$206.58	\$274.45
			4	7,700.00	\$1,590,700	\$206.58	\$274.45
	LANDSCAPE RETAINING WALL / SF						
	513015P	2022Q2	3	1,396.00	\$244,300	\$175.00	\$138.29
			3	1,396.00	\$244,300	\$175.00	\$138.29
	PERMANENT GROUND ANCHOR / U						
	520003P	2022Q4	1	2,675.00	\$3,210,000	\$1,200.00	\$1,883.33
			1	2,675.00	\$3,210,000	\$1,200.00	\$1,883.33
	HEADER RECONSTRUCTION / LF						
	551021M	2022Q2	2	10.00	\$27,800	\$2,780.00	\$3,480.00
			2	10.00	\$27,800	\$2,780.00	\$3,480.00
	PRESSURE INJECTION, CONCRETE CRACKS / LF						
	552003M	2022Q2	1	10.00	\$3,500	\$350.00	\$417.00
			1	10.00	\$3,500	\$350.00	\$417.00
	SUBSTRUCTURE CONCRETE REPAIR / SF						
	555003M	2022Q2	1	225.00	\$112,500	\$500.00	\$546.00

(item continued)

WEIGHTED AVERAGE ITEM PRICE REPORT  
BY REGION, ITEM, AND QUARTER

REGION	ITEM	CALENDAR QUARTER	NUMBER OF OCCUR'S	TOTAL QUANTITY	TOTAL DOLLARS	AVERAGE AWARDED PRICE	AVERAGE OF LOW 3 BIDDERS
S	SUBSTRUCTURE CONCRETE REPAIR / SF						
	555003M	2023Q1	1	400.00	\$18,000	\$45.00	\$205.00
			2	625.00	\$130,500	\$208.80	\$327.76
	15" REINFORCED CONCRETE PIPE / LF						
	601122P	2022Q2	1	2,443.00	\$207,655	\$85.00	\$101.67
			1	2,443.00	\$207,655	\$85.00	\$101.67
	18" REINFORCED CONCRETE PIPE / LF						
	601124P	2022Q2	1	1,463.00	\$125,818	\$86.00	\$108.67
		2022Q4	1	1,328.00	\$332,000	\$250.00	\$221.67
			2	2,791.00	\$457,818	\$164.03	\$162.43
	24" REINFORCED CONCRETE PIPE / LF						
	601128P	2022Q2	1	831.00	\$91,410	\$110.00	\$123.33
			1	831.00	\$91,410	\$110.00	\$123.33
	30" REINFORCED CONCRETE PIPE / LF						
	601132P	2022Q2	1	172.00	\$25,800	\$150.00	\$153.33
			1	172.00	\$25,800	\$150.00	\$153.33
	18" REINFORCED CONCRETE PIPE, CLASS IV / LF						
	601160P	2022Q2	1	96.00	\$9,120	\$95.00	\$123.00
			1	96.00	\$9,120	\$95.00	\$123.00
	24" REINFORCED CONCRETE PIPE, CLASS IV / LF						
	601164P	2022Q2	1	74.00	\$10,028	\$135.51	\$140.17
			1	74.00	\$10,028	\$135.51	\$140.17

WEIGHTED AVERAGE ITEM PRICE REPORT  
BY REGION, ITEM, AND QUARTER

REGION	ITEM	CALENDAR QUARTER	NUMBER OF OCCUR'S	TOTAL QUANTITY	TOTAL DOLLARS	AVERAGE AWARDED PRICE	AVERAGE OF LOW 3 BIDDERS
S	18" REINFORCED CONCRETE END SECTION / U						
	601372M	2022Q2	1	1.00	\$1,800	\$1,800.00	\$2,276.00
			1	1.00	\$1,800	\$1,800.00	\$2,276.00
	24" REINFORCED CONCRETE END SECTION / U						
	601376M	2022Q2	1	2.00	\$4,000	\$2,000.00	\$3,003.33
			1	2.00	\$4,000	\$2,000.00	\$3,003.33
	8" PERFORATED HD POLYETHYLENE PIPE / LF						
	601419P	2022Q2	1	200.00	\$15,000	\$75.00	\$58.58
		2022Q4	1	300.00	\$30,000	\$100.00	\$85.00
			2	500.00	\$45,000	\$90.00	\$74.43
	CLEANING EXISTING PIPE, 12" TO 24" DIAME / LF						
	601670M	2022Q2	1	400.00	\$5,000	\$12.50	\$11.50
		2022Q4	1	318.00	\$4,134	\$13.00	\$15.67
		2023Q1	2	313.00	\$11,390	\$36.39	\$23.34
			4	1,031.00	\$20,524	\$19.91	\$16.38
	CLEANING EXISTING PIPE, OVER 24" TO 48" / LF						
	601672M	2022Q4	1	264.00	\$8,184	\$31.00	\$37.00
			1	264.00	\$8,184	\$31.00	\$37.00
	16" DUCTILE IRON PIPE / LF						
	601680M	2022Q4	1	33.00	\$8,250	\$250.00	\$283.33
			1	33.00	\$8,250	\$250.00	\$283.33

WEIGHTED AVERAGE ITEM PRICE REPORT  
BY REGION, ITEM, AND QUARTER

REGION	ITEM	CALENDAR QUARTER	NUMBER OF OCCUR'S	TOTAL QUANTITY	TOTAL DOLLARS	AVERAGE AWARDED PRICE	AVERAGE OF LOW 3 BIDDERS
S	18" DUCTILE IRON PIPE / LF						
	601681M	2022Q4	1	898.00	\$237,970	\$265.00	\$280.00
			1	898.00	\$237,970	\$265.00	\$280.00
	24" DUCTILE IRON PIPE / LF						
	601682M	2022Q4	1	423.00	\$139,590	\$330.00	\$353.33
			1	423.00	\$139,590	\$330.00	\$353.33
	30" DUCTILE IRON PIPE / LF						
	601683M	2022Q4	1	213.00	\$95,850	\$450.00	\$563.33
			1	213.00	\$95,850	\$450.00	\$563.33
	36" DUCTILE IRON PIPE / LF						
	601741M	2022Q4	1	103.00	\$77,250	\$750.00	\$813.33
			1	103.00	\$77,250	\$750.00	\$813.33
	42" DUCTILE IRON PIPE / LF						
	601742M	2022Q4	1	150.00	\$123,750	\$825.00	\$1,058.33
			1	150.00	\$123,750	\$825.00	\$1,058.33
	48" DUCTILE IRON PIPE / LF						
	601743M	2022Q4	1	172.00	\$189,200	\$1,100.00	\$1,383.33
			1	172.00	\$189,200	\$1,100.00	\$1,383.33
	CONCRETE HEADWALL / CY						
	602006P	2022Q2	1	4.00	\$6,000	\$1,500.00	\$1,318.33

(item continued)

WEIGHTED AVERAGE ITEM PRICE REPORT  
BY REGION, ITEM, AND QUARTER

REGION	ITEM	CALENDAR QUARTER	NUMBER OF OCCUR'S	TOTAL QUANTITY	TOTAL DOLLARS	AVERAGE AWARDED PRICE	AVERAGE OF LOW 3 BIDDERS
S	CONCRETE HEADWALL / CY						
	602006P	2022Q4	1	16.00	\$28,800	\$1,800.00	\$11,500.00
			2	20.00	\$34,800	\$1,740.00	\$9,463.67
-----							
	INLET, TYPE A / U						
	602009M	2022Q4	1	1.00	\$5,600	\$5,600.00	\$5,533.33
			1	1.00	\$5,600	\$5,600.00	\$5,533.33
-----							
	SPECIAL INLET, TYPE B / U						
	602011M	2022Q4	1	2.00	\$70,000	\$35,000.00	\$29,666.67
			1	2.00	\$70,000	\$35,000.00	\$29,666.67
-----							
	INLET, TYPE B / U						
	602012M	2022Q2	1	40.00	\$200,000	\$5,000.00	\$6,066.67
		2022Q4	1	34.00	\$261,800	\$7,700.00	\$8,233.33
			2	74.00	\$461,800	\$6,240.54	\$7,062.16
-----							
	INLET, TYPE DOUBLE B / U						
	602013M	2022Q2	1	13.00	\$102,700	\$7,900.00	\$9,353.33
		2022Q4	1	4.00	\$44,000	\$11,000.00	\$10,833.33
			2	17.00	\$146,700	\$8,629.41	\$9,701.57
-----							
	INLET, TYPE E / U						
	602018M	2022Q2	1	22.00	\$110,000	\$5,000.00	\$6,066.67
		2022Q4	1	8.00	\$59,200	\$7,400.00	\$8,133.33
			2	30.00	\$169,200	\$5,640.00	\$6,617.78
-----							



WEIGHTED AVERAGE ITEM PRICE REPORT  
BY REGION, ITEM, AND QUARTER

REGION	ITEM	CALENDAR QUARTER	NUMBER OF OCCUR'S	TOTAL QUANTITY	TOTAL DOLLARS	AVERAGE AWARDED PRICE	AVERAGE OF LOW 3 BIDDERS
S	INLET, TYPE DOUBLE E / U						
	602019M	2022Q2	1	7.00	\$49,000	\$7,000.00	\$8,816.67
			1	7.00	\$49,000	\$7,000.00	\$8,816.67
	INLET, TYPE B-2 / U						
	602027M	2022Q2	1	1.00	\$5,500	\$5,500.00	\$9,139.33
			1	1.00	\$5,500	\$5,500.00	\$9,139.33
	INLET, TYPE D-1 / U						
	602030M	2022Q4	1	2.00	\$24,000	\$12,000.00	\$12,500.00
			1	2.00	\$24,000	\$12,000.00	\$12,500.00
	STORM DRAIN MARKER / U						
	602031M	2023Q1	1	1.00	\$100	\$100.00	\$66.67
			1	1.00	\$100	\$100.00	\$66.67
	INLET, TYPE B MODIFIED / U						
	602045M	2022Q2	1	1.00	\$8,000	\$8,000.00	\$8,716.67
		2022Q4	1	10.00	\$76,000	\$7,600.00	\$8,500.00
			2	11.00	\$84,000	\$7,636.36	\$8,519.70
	MANHOLE, 4' DIAMETER / U						
	602054M	2022Q2	1	5.00	\$27,500	\$5,500.00	\$6,656.67
		2022Q4	1	5.00	\$40,500	\$8,100.00	\$10,366.67
			2	10.00	\$68,000	\$6,800.00	\$8,511.67

WEIGHTED AVERAGE ITEM PRICE REPORT  
BY REGION, ITEM, AND QUARTER

REGION	ITEM	CALENDAR QUARTER	NUMBER OF OCCUR'S	TOTAL QUANTITY	TOTAL DOLLARS	AVERAGE AWARDED PRICE	AVERAGE OF LOW 3 BIDDERS
S	MANHOLE, 5' DIAMETER / U						
	602057M	2022Q4	1	2.00	\$24,000	\$12,000.00	\$13,666.67
			1	2.00	\$24,000	\$12,000.00	\$13,666.67
	MANHOLE, 6' DIAMETER / U						
	602060M	2022Q4	1	3.00	\$37,500	\$12,500.00	\$17,166.67
			1	3.00	\$37,500	\$12,500.00	\$17,166.67
	INLET, TYPE B, USING EXISTING CASTING / U						
	602066M	2022Q2	1	1.00	\$2,000	\$2,000.00	\$2,600.00
			1	1.00	\$2,000	\$2,000.00	\$2,600.00
	RESET EXISTING CASTING / U						
	602099M	2022Q3	1	5.00	\$500	\$100.00	\$1,300.00
		2022Q4	2	6.00	\$15,750	\$2,625.00	\$4,875.00
			3	11.00	\$16,250	\$1,477.27	\$3,250.00
	SET INLET TYPE A, CASTING / U						
	602102M	2023Q1	1	20.00	\$200	\$10.00	\$36.67
			1	20.00	\$200	\$10.00	\$36.67
	SET INLET TYPE B, CASTING / U						
	602105M	2022Q2	1	1.00	\$1,250	\$1,250.00	\$1,794.00
		2023Q1	3	61.00	\$64,700	\$1,060.66	\$963.39
			4	62.00	\$65,950	\$1,063.71	\$976.79

WEIGHTED AVERAGE ITEM PRICE REPORT  
BY REGION, ITEM, AND QUARTER

REGION	ITEM	CALENDAR QUARTER	NUMBER OF OCCUR'S	TOTAL QUANTITY	TOTAL DOLLARS	AVERAGE AWARDED PRICE	AVERAGE OF LOW 3 BIDDERS
S	SET INLET TYPE E, CASTING / U						
	602108M	2023Q1	3	41.00	\$8,850	\$215.85	\$679.60
			3	41.00	\$8,850	\$215.85	\$679.60
	SET INLET TYPE ES, CASTING / U						
	602111M	2023Q1	3	13.00	\$7,850	\$603.85	\$1,255.64
			3	13.00	\$7,850	\$603.85	\$1,255.64
	SET MANHOLE CASTING / U						
	602114M	2023Q1	3	79.00	\$67,225	\$850.95	\$823.01
			3	79.00	\$67,225	\$850.95	\$823.01
	SET SQUARE FRAMED MANHOLE CASTING, CIRCU / U						
	602117M	2022Q2	1	1.00	\$1,800	\$1,800.00	\$2,703.33
			1	1.00	\$1,800	\$1,800.00	\$2,703.33
	RECONSTRUCTED INLET, TYPE B, USING EXIST / U						
	602123M	2022Q2	1	1.00	\$1,000	\$1,000.00	\$1,551.67
			1	1.00	\$1,000	\$1,000.00	\$1,551.67
	RECONSTRUCTED INLET, TYPE___, NEW CAST / U						
	602149M	2022Q4	1	2.00	\$7,000	\$3,500.00	\$3,400.00
			1	2.00	\$7,000	\$3,500.00	\$3,400.00
	RECONSTRUCTED INLET, TYPE A, USING NEW C / U						
	602150M	2023Q1	1	10.00	\$100	\$10.00	\$53.34
			1	10.00	\$100	\$10.00	\$53.34

WEIGHTED AVERAGE ITEM PRICE REPORT  
BY REGION, ITEM, AND QUARTER

REGION	ITEM	CALENDAR QUARTER	NUMBER OF OCCUR'S	TOTAL QUANTITY	TOTAL DOLLARS	AVERAGE AWARDED PRICE	AVERAGE OF LOW 3 BIDDERS
S	RECONSTRUCTED INLET, TYPE B, USING NEW C / U						
	602153M	2023Q1	3	46.00	\$38,700	\$841.30	\$1,058.91
			3	46.00	\$38,700	\$841.30	\$1,058.91
	RECONSTRUCTED INLET, TYPE E, USING NEW C / U						
	602159M	2022Q2	1	1.00	\$1,700	\$1,700.00	\$2,335.00
		2023Q1	3	29.00	\$14,550	\$501.72	\$1,074.48
			4	30.00	\$16,250	\$541.67	\$1,116.50
	RECONSTRUCTED INLET, TYPE ES, USING NEW / U						
	602160M	2023Q1	2	8.00	\$14,600	\$1,825.00	\$2,625.83
			2	8.00	\$14,600	\$1,825.00	\$2,625.83
	RECONSTRUCTED MANHOLE, USING NEW CASTING / U						
	602183M	2023Q1	1	5.00	\$50	\$10.00	\$53.34
			1	5.00	\$50	\$10.00	\$53.34
	BICYCLE SAFE GRATE / U						
	602210M	2022Q2	2	2.00	\$2,000	\$1,000.00	\$737.50
		2023Q1	2	104.00	\$2,200	\$21.15	\$19.23
			4	106.00	\$4,200	\$39.62	\$32.79
	CURB PIECE / U						
	602213M	2022Q2	4	67.00	\$29,375	\$438.43	\$852.54
		2022Q3	1	3.00	\$900	\$300.00	\$750.00
		2023Q1	2	127.00	\$1,250	\$9.84	\$12.65
			7	197.00	\$31,525	\$160.03	\$309.53

WEIGHTED AVERAGE ITEM PRICE REPORT  
BY REGION, ITEM, AND QUARTER

REGION	ITEM	CALENDAR QUARTER	NUMBER OF OCCUR'S	TOTAL QUANTITY	TOTAL DOLLARS	AVERAGE AWARDED PRICE	AVERAGE OF LOW 3 BIDDERS
S	CLEANING DRAINAGE STRUCTURE / U						
	602216M	2022Q4	2	10.00	\$2,550	\$255.00	\$428.33
		2023Q1	3	58.00	\$3,525	\$60.78	\$67.39
			5	68.00	\$6,075	\$89.34	\$120.47
	OUTLET CONTROL STRUCTURE / U						
	602223M	2022Q2	1	3.00	\$37,500	\$12,500.00	\$13,355.00
			1	3.00	\$37,500	\$12,500.00	\$13,355.00
	JUNCTION CHAMBER / U						
	602226M	2022Q4	1	2.00	\$120,000	\$60,000.00	\$55,000.00
			1	2.00	\$120,000	\$60,000.00	\$55,000.00
	MANUFACTURED TREATMENT DEVICE / U						
	602229M	2022Q4	1	3.00	\$198,000	\$66,000.00	\$58,000.00
			1	3.00	\$198,000	\$66,000.00	\$58,000.00
	42" TIDE CONTROL CHECK VALVE, INLINE / U						
	602295M	2022Q4	1	1.00	\$32,000	\$32,000.00	\$36,000.00
			1	1.00	\$32,000	\$32,000.00	\$36,000.00
	48" TIDE CONTROL CHECK VALVE, INLINE / U						
	602316M	2022Q4	1	1.00	\$47,000	\$47,000.00	\$50,666.67
			1	1.00	\$47,000	\$47,000.00	\$50,666.67
	TRASH RACK / U						
	602336M	2022Q4	1	2.00	\$24,000	\$12,000.00	\$12,000.00
			1	2.00	\$24,000	\$12,000.00	\$12,000.00

WEIGHTED AVERAGE ITEM PRICE REPORT  
BY REGION, ITEM, AND QUARTER

REGION	ITEM	CALENDAR QUARTER	NUMBER OF OCCUR'S	TOTAL QUANTITY	TOTAL DOLLARS	AVERAGE AWARDED PRICE	AVERAGE OF LOW 3 BIDDERS
S	CONCRETE SLOPE PROTECTION, REINFORCED, 4 / SY						
	603015P	2022Q4	1	460.00	\$41,400	\$90.00	\$406.67
			1	460.00	\$41,400	\$90.00	\$406.67
	RIPRAP STONE CHANNEL PROTECTION, 12" THI / SY						
	603036P	2022Q2	1	119.00	\$6,545	\$55.00	\$82.00
		2022Q4	1	127.00	\$13,335	\$105.00	\$96.67
			2	246.00	\$19,880	\$80.81	\$89.57
	ARTICULATED CONCRETE BLOCK MATTING, CLOS / SY						
	603070P	2022Q4	1	6,461.00	\$1,550,640	\$240.00	\$288.33
			1	6,461.00	\$1,550,640	\$240.00	\$288.33
	CONCRETE LOW FLOW CHANNEL / CY						
	603140P	2022Q4	1	66.00	\$72,600	\$1,100.00	\$793.33
			1	66.00	\$72,600	\$1,100.00	\$793.33
	GABION CHANNEL LINING / CY						
	604012P	2022Q4	1	71.00	\$53,250	\$750.00	\$460.00
			1	71.00	\$53,250	\$750.00	\$460.00
	CHAIN-LINK FENCE, PVC-COATED STEEL, 6' H / LF						
	605027P	2022Q4	1	1,835.00	\$49,545	\$27.00	\$45.00
			1	1,835.00	\$49,545	\$27.00	\$45.00
	CHAIN-LINK FENCE, 10' HIGH / LF						
	605054P	2022Q2	1	157.00	\$9,420	\$60.00	\$125.00
			1	157.00	\$9,420	\$60.00	\$125.00

WEIGHTED AVERAGE ITEM PRICE REPORT  
BY REGION, ITEM, AND QUARTER

REGION	ITEM	CALENDAR QUARTER	NUMBER OF OCCUR'S	TOTAL QUANTITY	TOTAL DOLLARS	AVERAGE AWARDED PRICE	AVERAGE OF LOW 3 BIDDERS
S	GATE, CHAIN-LINK FENCE, ALUMINUM COATED / U						
	605072M	2022Q2	1	1.00	\$3,000	\$3,000.00	\$4,600.00
			1	1.00	\$3,000	\$3,000.00	\$4,600.00
	GATE, CHAIN-LINK FENCE, PVC-COATED STEEL / U						
	605108M	2022Q4	1	1.00	\$1,800	\$1,800.00	\$3,200.00
			1	1.00	\$1,800	\$1,800.00	\$3,200.00
	CONCRETE SIDEWALK, 4" THICK / SY						
	606012P	2022Q2	5	1,369.00	\$238,050	\$173.89	\$173.97
		2022Q4	2	2,346.00	\$239,260	\$101.99	\$91.86
		2023Q1	1	500.00	\$5,000	\$10.00	\$16.67
			8	4,215.00	\$482,310	\$114.43	\$109.61
	CONCRETE SIDEWALK, 6" THICK / SY						
	606018P	2023Q1	3	505.00	\$48,150	\$95.35	\$94.67
			3	505.00	\$48,150	\$95.35	\$94.67
	CONCRETE SIDEWALK, 8" THICK / SY						
	606021P	2022Q2	2	690.00	\$134,875	\$195.47	\$266.61
			2	690.00	\$134,875	\$195.47	\$266.61
	HOT MIX ASPHALT DRIVEWAY, 4" THICK / SY						
	606036P	2022Q2	1	200.00	\$29,000	\$145.00	\$145.00
		2022Q4	1	1,060.00	\$48,760	\$46.00	\$63.33
			2	1,260.00	\$77,760	\$61.71	\$76.30

WEIGHTED AVERAGE ITEM PRICE REPORT  
BY REGION, ITEM, AND QUARTER

REGION	ITEM	CALENDAR QUARTER	NUMBER OF OCCUR'S	TOTAL QUANTITY	TOTAL DOLLARS	AVERAGE AWARDED PRICE	AVERAGE OF LOW 3 BIDDERS
S	HOT MIX ASPHALT DRIVEWAY, 6" THICK / SY						
	606039P	2022Q2	1	4,395.00	\$263,700	\$60.00	\$66.67
		2022Q4	1	142.00	\$14,200	\$100.00	\$111.67
		2023Q1	3	2,006.00	\$101,650	\$50.67	\$67.74
			5	6,543.00	\$379,550	\$58.01	\$67.97
	HOT MIX ASPHALT DRIVEWAY, VARIABLE THICK / SY						
	606042P	2023Q1	3	3,477.00	\$94,900	\$27.29	\$38.57
			3	3,477.00	\$94,900	\$27.29	\$38.57
	STONE OR GRAVEL DRIVEWAY, 4" THICK / SY						
	606043P	2022Q4	1	103.00	\$5,150	\$50.00	\$80.00
			1	103.00	\$5,150	\$50.00	\$80.00
	CONCRETE DRIVEWAY, 6" THICK / SY						
	606051P	2022Q2	2	45.00	\$5,640	\$125.33	\$145.28
		2022Q4	1	102.00	\$17,850	\$175.00	\$177.67
			3	147.00	\$23,490	\$159.80	\$167.75
	CONCRETE DRIVEWAY, REINFORCED, 6" THICK / SY						
	606057P	2022Q4	1	153.00	\$22,185	\$145.00	\$175.00
			1	153.00	\$22,185	\$145.00	\$175.00
	CONCRETE ISLAND, 4" THICK / SY						
	606075P	2022Q2	2	243.00	\$28,380	\$116.79	\$134.71
		2022Q4	1	119.00	\$17,850	\$150.00	\$136.67
			3	362.00	\$46,230	\$127.71	\$135.35



WEIGHTED AVERAGE ITEM PRICE REPORT  
BY REGION, ITEM, AND QUARTER

REGION	ITEM	CALENDAR QUARTER	NUMBER OF OCCUR'S	TOTAL QUANTITY	TOTAL DOLLARS	AVERAGE AWARDED PRICE	AVERAGE OF LOW 3 BIDDERS
S	CONCRETE ISLAND, 6" THICK / SY						
	606078P	2022Q4	1	655.00	\$72,050	\$110.00	\$135.00
			1	655.00	\$72,050	\$110.00	\$135.00
	DETECTABLE WARNING SURFACE / SY						
	606084P	2022Q2	4	70.00	\$18,400	\$262.86	\$515.68
		2022Q4	2	28.00	\$8,950	\$319.64	\$367.71
		2023Q1	3	72.00	\$4,520	\$62.78	\$86.62
			9	170.00	\$31,870	\$187.47	\$309.59
	TURF PAVERS / SY						
	606095P	2022Q4	1	1,031.00	\$257,750	\$250.00	\$178.33
			1	1,031.00	\$257,750	\$250.00	\$178.33
	DECORATIVE PAVEMENT / SY						
	606102P	2022Q4	1	322.00	\$112,700	\$350.00	\$380.00
			1	322.00	\$112,700	\$350.00	\$380.00
	STAMPED COLORED CONC SIDEWALKS, 4" / SY						
	606103P	2023Q1	1	87.00	\$17,400	\$200.00	\$216.67
			1	87.00	\$17,400	\$200.00	\$216.67
	24" X 32" CONCRETE BARRIER CURB / LF						
	607006P	2022Q4	1	867.00	\$151,725	\$175.00	\$184.00
			1	867.00	\$151,725	\$175.00	\$184.00

WEIGHTED AVERAGE ITEM PRICE REPORT  
BY REGION, ITEM, AND QUARTER

REGION	ITEM	CALENDAR QUARTER	NUMBER OF OCCUR'S	TOTAL QUANTITY	TOTAL DOLLARS	AVERAGE AWARDED PRICE	AVERAGE OF LOW 3 BIDDERS
S	24" X 41" CONCRETE BARRIER CURB / LF						
	607012P	2022Q2	1	60.00	\$28,500	\$475.00	\$600.00
			1	60.00	\$28,500	\$475.00	\$600.00
-----							
	9" X 16" CONCRETE VERTICAL CURB / LF						
	607018P	2022Q2	5	10,701.00	\$562,916	\$52.60	\$63.64
		2022Q3	1	100.00	\$7,500	\$75.00	\$137.50
		2022Q4	2	5,219.00	\$208,760	\$40.00	\$48.38
		2023Q1	3	2,496.00	\$74,320	\$29.78	\$41.26
			11	18,516.00	\$853,496	\$46.10	\$56.72
-----							
	RUBBER WHEEL STOPS / U						
	607020P	2022Q2	1	44.00	\$8,800	\$200.00	\$200.00
			1	44.00	\$8,800	\$200.00	\$200.00
-----							
	9" X 18" CONCRETE VERTICAL CURB / LF						
	607021P	2022Q2	1	510.00	\$20,400	\$40.00	\$52.25
		2023Q1	3	1,702.00	\$51,610	\$30.32	\$42.32
			4	2,212.00	\$72,010	\$32.55	\$44.61
-----							
	9" X 20" CONCRETE VERTICAL CURB / LF						
	607024P	2022Q2	1	100.00	\$5,000	\$50.00	\$61.50
		2023Q1	2	466.00	\$21,196	\$45.48	\$58.08
			3	566.00	\$26,196	\$46.28	\$58.68
-----							
	12" X 13" CONCRETE SLOPING CURB / LF						
	607030P	2022Q2	1	315.00	\$16,380	\$52.00	\$45.67

(item continued)

WEIGHTED AVERAGE ITEM PRICE REPORT  
BY REGION, ITEM, AND QUARTER

REGION	ITEM	CALENDAR QUARTER	NUMBER OF OCCUR'S	TOTAL QUANTITY	TOTAL DOLLARS	AVERAGE AWARDED PRICE	AVERAGE OF LOW 3 BIDDERS
S	12" X 13" CONCRETE SLOPING CURB / LF						
	607030P	2022Q4	1	2,266.00	\$90,640	\$40.00	\$52.33
		2023Q1	3	451.00	\$12,479	\$27.67	\$36.98
			5	3,032.00	\$119,499	\$39.41	\$49.36
	9" X 14" CONCRETE VERTICAL CURB / LF						
	607034P	2022Q2	3	2,168.00	\$157,340	\$72.57	\$84.77
		2022Q4	2	225.00	\$9,000	\$40.00	\$46.58
			5	2,393.00	\$166,340	\$69.51	\$81.17
	9" X VARIABLE HEIGHT CONCRETE VERTICAL C / LF						
	607069P	2022Q2	3	731.00	\$35,255	\$48.23	\$64.74
			3	731.00	\$35,255	\$48.23	\$64.74
	9" X 4" HOT MIX ASPHALT CURB / LF						
	607081P	2022Q2	1	155.00	\$3,875	\$25.00	\$30.17
			1	155.00	\$3,875	\$25.00	\$30.17
	9" X 6" HOT MIX ASPHALT CURB / LF						
	607084P	2022Q2	1	312.00	\$10,920	\$35.00	\$32.42
			1	312.00	\$10,920	\$35.00	\$32.42
	15" X VAR HT F SHAPE CONC BAR CURB, DOW / LF						
	607113P	2022Q2	1	80.00	\$32,000	\$400.00	\$463.33
			1	80.00	\$32,000	\$400.00	\$463.33

WEIGHTED AVERAGE ITEM PRICE REPORT  
BY REGION, ITEM, AND QUARTER

REGION	ITEM	CALENDAR QUARTER	NUMBER OF OCCUR'S	TOTAL QUANTITY	TOTAL DOLLARS	AVERAGE AWARDED PRICE	AVERAGE OF LOW 3 BIDDERS
S	NONVEGETATIVE SURFACE, HOT MIX ASPHALT / SY						
	608003P	2022Q2	1	209.00	\$13,585	\$65.00	\$49.67
		2022Q4	1	531.00	\$21,240	\$40.00	\$50.67
			2	740.00	\$34,825	\$47.06	\$50.38
	NONVEGETATIVE SURFACE, POROUS HMA / SY						
	608004P	2022Q2	2	4,553.00	\$190,116	\$41.76	\$52.09
			2	4,553.00	\$190,116	\$41.76	\$52.09
	NONVEGETATIVE SURFACE, POROUS HOT MIX AS / SY						
	608005P	2022Q2	1	2,675.00	\$125,725	\$47.00	\$69.00
			1	2,675.00	\$125,725	\$47.00	\$69.00
	BEAM GUIDE RAIL / LF						
	609003M	2022Q2	5	11,544.00	\$478,410	\$41.44	\$48.64
		2022Q4	2	736.00	\$25,903	\$35.19	\$41.77
			7	12,280.00	\$504,313	\$41.07	\$48.23
	BEAM GUIDE RAIL, BRIDGE / LF						
	609004M	2022Q2	2	1,047.00	\$203,225	\$194.10	\$218.99
			2	1,047.00	\$203,225	\$194.10	\$218.99
	BEAM GUIDE RAIL, DUAL-FACED / LF						
	609006M	2022Q2	2	292.00	\$14,600	\$50.00	\$63.85
			2	292.00	\$14,600	\$50.00	\$63.85

WEIGHTED AVERAGE ITEM PRICE REPORT  
BY REGION, ITEM, AND QUARTER

REGION	ITEM	CALENDAR QUARTER	NUMBER OF OCCUR'S	TOTAL QUANTITY	TOTAL DOLLARS	AVERAGE AWARDED PRICE	AVERAGE OF LOW 3 BIDDERS
S	MODIFIED THRIE BEAM GUIDE RAIL / LF						
	609009M	2022Q2	1	464.00	\$32,480	\$70.00	\$84.67
			1	464.00	\$32,480	\$70.00	\$84.67
	MODIFIED THRIE BEAM GUIDE RAIL, BRIDGE / LF						
	609011M	2022Q2	1	863.00	\$181,230	\$210.00	\$340.00
			1	863.00	\$181,230	\$210.00	\$340.00
	MODIFIED THRIE BEAM GUIDE RAIL, DUAL FAC / LF						
	609012M	2022Q2	1	813.00	\$73,170	\$90.00	\$120.00
			1	813.00	\$73,170	\$90.00	\$120.00
	THRIE BEAM GUIDE RAIL, BRIDGE / LF						
	609015M	2022Q2	1	57.00	\$19,095	\$335.00	\$349.83
			1	57.00	\$19,095	\$335.00	\$349.83
	MODIFIED THRIE BEAM GR, DUAL FACE, BRIDG / LF						
	609016M	2022Q2	1	75.00	\$15,750	\$210.00	\$316.67
			1	75.00	\$15,750	\$210.00	\$316.67
	BURIED GUIDE RAIL TERMINAL / U						
	609025M	2022Q2	1	1.00	\$2,400	\$2,400.00	\$2,883.33
			1	1.00	\$2,400	\$2,400.00	\$2,883.33
	TANGENT GUIDE RAIL TERMINAL / U						
	609027M	2022Q2	3	46.00	\$246,400	\$5,356.52	\$4,752.46

(item continued)

WEIGHTED AVERAGE ITEM PRICE REPORT  
BY REGION, ITEM, AND QUARTER

REGION	ITEM	CALENDAR QUARTER	NUMBER OF OCCUR'S	TOTAL QUANTITY	TOTAL DOLLARS	AVERAGE AWARDED PRICE	AVERAGE OF LOW 3 BIDDERS
S	TANGENT GUIDE RAIL TERMINAL / U						
	609027M	2022Q4	1	2.00	\$8,000	\$4,000.00	\$4,100.00
			4	48.00	\$254,400	\$5,300.00	\$4,725.28
	TELESCOPING GUIDE RAIL END TERMINAL / U						
	609030M	2022Q2	2	3.00	\$19,300	\$6,433.33	\$6,883.33
			2	3.00	\$19,300	\$6,433.33	\$6,883.33
	CONTROLLED RELEASE TERMINAL / U						
	609033M	2022Q2	2	3.00	\$6,300	\$2,100.00	\$2,700.00
			2	3.00	\$6,300	\$2,100.00	\$2,700.00
	CONTROLLED RELEASE, POWDER COATED / U						
	609035M	2022Q2	1	1.00	\$2,800	\$2,800.00	\$4,266.67
			1	1.00	\$2,800	\$2,800.00	\$4,266.67
	CONTROLLED RELEASE TERMINAL ANCHORAGE / U						
	609036M	2022Q2	2	4.00	\$9,482	\$2,370.50	\$2,523.50
			2	4.00	\$9,482	\$2,370.50	\$2,523.50
	BEAM GUIDE RAIL ANCHORAGE / U						
	609039M	2022Q2	5	47.00	\$85,550	\$1,820.21	\$2,044.93
		2022Q4	2	3.00	\$5,400	\$1,800.00	\$2,495.56
			7	50.00	\$90,950	\$1,819.00	\$2,071.97
	BEAM GUIDE RAIL POST / U						
	609042M	2022Q2	2	14.00	\$1,480	\$105.71	\$113.67
			2	14.00	\$1,480	\$105.71	\$113.67

WEIGHTED AVERAGE ITEM PRICE REPORT  
BY REGION, ITEM, AND QUARTER

REGION	ITEM	CALENDAR QUARTER	NUMBER OF OCCUR'S	TOTAL QUANTITY	TOTAL DOLLARS	AVERAGE AWARDED PRICE	AVERAGE OF LOW 3 BIDDERS
S	BEAM GUIDE RAIL POST, 9' LONG / U						
	609050M	2022Q2	1	56.00	\$5,544	\$99.00	\$70.33
			1	56.00	\$5,544	\$99.00	\$70.33
	BEAM GUIDE RAIL ELEMENT / LF						
	609054M	2022Q2	1	513.00	\$8,208	\$16.00	\$29.67
			1	513.00	\$8,208	\$16.00	\$29.67
	APPROACH GUIDE RAIL TRANSITION TL-2 / U						
	609058M	2022Q4	1	2.00	\$5,400	\$2,700.00	\$3,666.67
			1	2.00	\$5,400	\$2,700.00	\$3,666.67
	APPROACH GUIDE RAIL TRANSITION TL-3 / U						
	609059M	2022Q2	2	16.00	\$57,400	\$3,587.50	\$4,793.33
			2	16.00	\$57,400	\$3,587.50	\$4,793.33
	BEAM GUIDE RAIL BLOCKOUT / U						
	609060M	2022Q2	2	74.00	\$3,684	\$49.78	\$53.94
			2	74.00	\$3,684	\$49.78	\$53.94
	REMOVAL OF BEAM GUIDE RAIL / LF						
	609075M	2022Q2	5	17,932.00	\$56,577	\$3.16	\$4.28
		2022Q4	1	1,675.00	\$1,675	\$1.00	\$1.67
			6	19,607.00	\$58,252	\$2.97	\$4.06
	BEAM GUIDE RAIL, HYBRID / LF						
	609083M	2022Q2	1	138.00	\$14,490	\$105.00	\$295.00
			1	138.00	\$14,490	\$105.00	\$295.00

WEIGHTED AVERAGE ITEM PRICE REPORT  
BY REGION, ITEM, AND QUARTER

REGION	ITEM	CALENDAR QUARTER	NUMBER OF OCCUR'S	TOTAL QUANTITY	TOTAL DOLLARS	AVERAGE AWARDED PRICE	AVERAGE OF LOW 3 BIDDERS
S	MODIFIED THRIE BEAM GUIDE RAIL, 14" BLKT / U						
	609098M	2022Q2	1	3.00	\$240	\$80.00	\$660.00
			1	3.00	\$240	\$80.00	\$660.00
-----							
	TRAFFIC STRIPES, 4" / LF						
	610003M	2022Q2	8	764,409.00	\$506,536	\$0.66	\$1.19
		2022Q3	1	82,295.00	\$54,315	\$0.66	\$0.66
		2022Q4	4	409,788.00	\$218,235	\$0.53	\$0.61
		2023Q1	3	484,185.00	\$264,295	\$0.55	\$0.55
			16	1,740,677.00	\$1,043,381	\$0.60	\$0.85
-----							
	TRAFFIC STRIPES, 6" / LF						
	610006M	2022Q3	1	161,272.00	\$120,954	\$0.75	\$0.76
		2023Q1	1	37,500.00	\$24,750	\$0.66	\$0.64
			2	198,772.00	\$145,704	\$0.73	\$0.73
-----							
	TRAFFIC STRIPES, 8" / LF						
	610007M	2022Q2	3	8,087.00	\$19,923	\$2.46	\$2.30
		2022Q4	2	5,070.00	\$4,892	\$0.96	\$1.17
		2023Q1	2	28,484.00	\$24,048	\$0.84	\$0.92
			7	41,641.00	\$48,862	\$1.17	\$1.22
-----							
	TRAFFIC MARKINGS / SF						
	610009M	2022Q2	4	80,588.00	\$9,911	\$0.12	\$4.21
		2022Q4	2	930.00	\$2,460	\$2.65	\$7.88
			6	81,518.00	\$12,371	\$0.15	\$4.25
-----							
	RPM, MONO-DIRECTIONAL, WHITE LENS / U						
	610012M	2022Q2	5	3,056.00	\$110,897	\$36.29	\$38.95

(item continued)



WEIGHTED AVERAGE ITEM PRICE REPORT  
BY REGION, ITEM, AND QUARTER

REGION	ITEM	CALENDAR QUARTER	NUMBER OF OCCUR'S	TOTAL QUANTITY	TOTAL DOLLARS	AVERAGE AWARDED PRICE	AVERAGE OF LOW 3 BIDDERS
S	RPM, MONO-DIRECTIONAL, WHITE LENS / U						
	610012M	2022Q3	2	2,044.00	\$84,302	\$41.24	\$43.05
		2022Q4	2	595.00	\$27,480	\$46.18	\$40.39
		2023Q1	3	1,613.00	\$56,574	\$35.07	\$34.52
			12	7,308.00	\$279,252	\$38.21	\$39.24
	TRAFFIC MARKING LINES, 4" / LF						
	610013M	2023Q1	1	10,000.00	\$100	\$0.01	\$0.26
			1	10,000.00	\$100	\$0.01	\$0.26
	TRAFFIC MARKING LINES, 8" / LF						
	610014M	2022Q2	2	23,400.00	\$49,215	\$2.10	\$2.13
		2022Q3	2	4,553.00	\$9,794	\$2.15	\$2.38
		2022Q4	4	4,669.00	\$7,398	\$1.58	\$1.94
		2023Q1	3	8,634.00	\$12,211	\$1.41	\$1.47
			11	41,256.00	\$78,618	\$1.91	\$1.99
	RPM, BI-DIRECTIONAL, WHITE LENS / U						
	610015M	2022Q2	1	70.00	\$3,360	\$48.00	\$48.17
			1	70.00	\$3,360	\$48.00	\$48.17
	TRAFFIC MARKING LINES, 12" / LF						
	610016M	2022Q2	2	720.00	\$3,096	\$4.30	\$3.75
			2	720.00	\$3,096	\$4.30	\$3.75
	TRAFFIC MARKING LINES, 24" / LF						
	610017M	2022Q2	4	8,190.00	\$60,930	\$7.44	\$7.09

(item continued)

WEIGHTED AVERAGE ITEM PRICE REPORT  
BY REGION, ITEM, AND QUARTER

REGION	ITEM	CALENDAR QUARTER	NUMBER OF OCCUR'S	TOTAL QUANTITY	TOTAL DOLLARS	AVERAGE AWARDED PRICE	AVERAGE OF LOW 3 BIDDERS
S	TRAFFIC MARKING LINES, 24" / LF						
	610017M	2022Q3	2	1,555.00	\$9,588	\$6.17	\$6.98
		2022Q4	4	2,723.00	\$35,013	\$12.86	\$8.52
		2023Q1	3	10,981.00	\$25,884	\$2.36	\$3.17
			13	23,449.00	\$131,414	\$5.60	\$5.41
	RPM, MONO-DIRECTIONAL, AMBER LENS / U						
	610018M	2022Q2	4	1,540.00	\$53,522	\$34.75	\$58.39
		2022Q3	2	761.00	\$30,163	\$39.64	\$42.24
		2022Q4	2	325.00	\$15,760	\$48.49	\$41.16
		2023Q1	3	1,498.00	\$52,116	\$34.79	\$34.37
			11	4,124.00	\$151,561	\$36.75	\$45.33
	RPM, BI-DIRECTIONAL, AMBER LENS / U						
	610021M	2022Q2	7	2,169.00	\$92,581	\$42.68	\$47.67
		2022Q3	1	520.00	\$22,339	\$42.96	\$42.96
		2022Q4	3	591.00	\$27,790	\$47.02	\$44.16
		2023Q1	3	2,111.00	\$77,443	\$36.69	\$36.61
			14	5,391.00	\$220,153	\$40.84	\$42.50
	REMOVAL OF RPM / U						
	610024M	2022Q2	7	6,526.00	\$291,363	\$44.65	\$38.51
		2022Q3	2	3,325.00	\$137,600	\$41.38	\$53.19
		2022Q4	4	1,516.00	\$73,385	\$48.41	\$22.68
		2023Q1	3	5,182.00	\$13,006	\$2.51	\$3.11
			16	16,549.00	\$515,354	\$31.14	\$28.93
	TRAFFIC MARKINGS ROUTE SYMBOLS / SF						
	610025M	2022Q4	1	380.00	\$10,260	\$27.00	\$23.67
			1	380.00	\$10,260	\$27.00	\$23.67

WEIGHTED AVERAGE ITEM PRICE REPORT  
BY REGION, ITEM, AND QUARTER

REGION	ITEM	CALENDAR QUARTER	NUMBER OF OCCUR'S	TOTAL QUANTITY	TOTAL DOLLARS	AVERAGE AWARDED PRICE	AVERAGE OF LOW 3 BIDDERS
S	REMOVAL AND REPLACEMENT OF RPM LENS / U						
	610027M	2022Q2	1	13.00	\$1,365	\$105.00	\$79.56
			1	13.00	\$1,365	\$105.00	\$79.56
-----							
	RUMBLE STRIP / LF						
	610033M	2022Q2	6	215,114.00	\$134,130	\$0.62	\$6.17
		2022Q3	2	139,216.00	\$235,832	\$1.69	\$1.08
		2022Q4	3	33,556.00	\$40,798	\$1.22	\$4.21
		2023Q1	3	60,816.00	\$45,047	\$0.74	\$0.59
			14	448,702.00	\$455,807	\$1.02	\$3.69
-----							
	REMOVAL OF TRAFFIC STRIPES / LF						
	610036M	2022Q2	7	572,014.00	\$547,748	\$0.96	\$0.92
		2022Q3	2	234,500.00	\$213,465	\$0.91	\$0.83
		2022Q4	4	393,874.00	\$299,554	\$0.76	\$0.68
		2023Q1	1	5,000.00	\$2,500	\$0.50	\$0.67
			14	1,205,388.00	\$1,063,267	\$0.88	\$0.82
-----							
	REMOVAL OF RUMBLE STRIP / LF						
	610038M	2022Q2	2	4,865.00	\$40,885	\$8.40	\$14.12
		2022Q4	1	586.00	\$5,860	\$10.00	\$4.90
			3	5,451.00	\$46,745	\$8.58	\$13.13
-----							
	REMOVAL OF TRAFFIC MARKINGS / SF						
	610039M	2022Q2	4	105,097.00	\$128,209	\$1.22	\$2.57
		2022Q3	1	2,438.00	\$8,411	\$3.45	\$3.97
		2022Q4	4	5,033.00	\$36,675	\$7.29	\$4.81
		2023Q1	1	500.00	\$1,500	\$3.00	\$3.00
			10	113,068.00	\$174,795	\$1.55	\$2.70
-----							

WEIGHTED AVERAGE ITEM PRICE REPORT  
BY REGION, ITEM, AND QUARTER

REGION	ITEM	CALENDAR QUARTER	NUMBER OF OCCUR'S	TOTAL QUANTITY	TOTAL DOLLARS	AVERAGE AWARDED PRICE	AVERAGE OF LOW 3 BIDDERS
S	BOLLARD / U						
	610045M	2022Q2	1	33.00	\$22,275	\$675.00	\$791.67
			1	33.00	\$22,275	\$675.00	\$791.67
-----							
	TRAFFIC MARKINGS SYMBOLS / SF						
	610060M	2022Q2	3	5,334.00	\$45,989	\$8.62	\$9.31
		2022Q4	2	4,770.00	\$23,535	\$4.93	\$7.48
		2023Q1	3	3,465.00	\$27,292	\$7.88	\$8.05
			8	13,569.00	\$96,816	\$7.14	\$8.34
-----							
	CUSH, COMP BAR, TYPE 2, NARROW / U						
	611300M	2022Q2	1	1.00	\$50,400	\$50,400.00	\$48,166.67
			1	1.00	\$50,400	\$50,400.00	\$48,166.67
-----							
	CRASH CUSH, COMP BAR, TYPE 3, NARROW / U						
	611312M	2022Q2	2	4.00	\$112,000	\$28,000.00	\$44,341.67
		2022Q4	1	1.00	\$35,000	\$35,000.00	\$37,833.33
			3	5.00	\$147,000	\$29,400.00	\$43,040.00
-----							
	CRASH CUSH, LOW MAIN COMP, TYPE 2, NARRO / U						
	611336M	2022Q2	1	4.00	\$212,000	\$53,000.00	\$46,450.00
			1	4.00	\$212,000	\$53,000.00	\$46,450.00
-----							
	CRASH CUSHION, LOW MAINTENANCE, COMPRESS / U						
	611348M	2022Q2	2	5.00	\$247,000	\$49,400.00	\$50,296.67
			2	5.00	\$247,000	\$49,400.00	\$50,296.67
-----							

WEIGHTED AVERAGE ITEM PRICE REPORT  
BY REGION, ITEM, AND QUARTER

REGION	ITEM	CALENDAR QUARTER	NUMBER OF OCCUR'S	TOTAL QUANTITY	TOTAL DOLLARS	AVERAGE AWARDED PRICE	AVERAGE OF LOW 3 BIDDERS
S	REGULATORY AND WARNING SIGN / SF						
	612003P	2022Q2	5	2,544.00	\$94,272	\$37.06	\$42.47
		2022Q4	3	361.00	\$16,440	\$45.54	\$50.97
			8	2,905.00	\$110,712	\$38.11	\$43.52
	REGULATORY WARNING SIGN, CONCRETE MOUNT / U						
	612005M	2022Q2	1	8.00	\$5,480	\$685.00	\$1,031.67
		2022Q4	1	2.00	\$400	\$200.00	\$730.00
			2	10.00	\$5,880	\$588.00	\$971.33
	GUIDE SIGN, TYPE GA, STEEL "U" POST SUPP / SF						
	612006P	2022Q2	1	231.00	\$17,325	\$75.00	\$68.40
		2022Q4	2	412.00	\$20,600	\$50.00	\$50.53
			3	643.00	\$37,925	\$58.98	\$56.95
	GUIDE SIGN, TYPE GA, BREAKAWAY SUPPORTS / SF						
	612009P	2022Q2	1	1,300.00	\$31,200	\$24.00	\$34.50
			1	1,300.00	\$31,200	\$24.00	\$34.50
	RELOCATE SIGN, TYPE SSL / SF						
	612020P	2022Q2	1	25.00	\$1,000	\$40.00	\$95.00
			1	25.00	\$1,000	\$40.00	\$95.00
	RELOCATE SIGN / U						
	612021M	2022Q2	1	15.00	\$5,250	\$350.00	\$313.33
			1	15.00	\$5,250	\$350.00	\$313.33

WEIGHTED AVERAGE ITEM PRICE REPORT  
BY REGION, ITEM, AND QUARTER

REGION	ITEM	CALENDAR QUARTER	NUMBER OF OCCUR'S	TOTAL QUANTITY	TOTAL DOLLARS	AVERAGE AWARDED PRICE	AVERAGE OF LOW 3 BIDDERS
S	CUSTOM SIGN / SF						
	612032P	2022Q2	1	12.00	\$540	\$45.00	\$43.00
			1	12.00	\$540	\$45.00	\$43.00
-----							
	10" DUCTILE IRON WATER PIPE, CLASS 52 / LF						
	651060P	2022Q2	1	557.00	\$334,200	\$600.00	\$393.33
			1	557.00	\$334,200	\$600.00	\$393.33
-----							
	WATER SERVICE CONNECTION / U						
	651243M	2022Q2	1	2.00	\$10,400	\$5,200.00	\$5,200.00
		2022Q4	1	3.00	\$9,900	\$3,300.00	\$9,766.67
			2	5.00	\$20,300	\$4,060.00	\$7,940.00
-----							
	RESET WATER VALVE BOX / U						
	651255M	2022Q4	1	5.00	\$7,500	\$1,500.00	\$1,500.00
		2023Q1	2	112.00	\$301	\$2.69	\$4.29
			3	117.00	\$7,801	\$66.68	\$68.21
-----							
	18" POLYVINYL CHLORIDE SEWER PIPE / LF						
	652240P	2022Q4	1	180.00	\$56,700	\$315.00	\$352.00
			1	180.00	\$56,700	\$315.00	\$352.00
-----							
	24" POLYVINYL CHLORIDE SEWER PIPE / LF						
	652246P	2022Q4	1	6.00	\$4,950	\$825.00	\$1,208.33
			1	6.00	\$4,950	\$825.00	\$1,208.33
-----							

WEIGHTED AVERAGE ITEM PRICE REPORT  
BY REGION, ITEM, AND QUARTER

REGION	ITEM	CALENDAR QUARTER	NUMBER OF OCCUR'S	TOTAL QUANTITY	TOTAL DOLLARS	AVERAGE AWARDED PRICE	AVERAGE OF LOW 3 BIDDERS
S	SANITARY SEWER SERVICE CONNECTION / U						
	652417M	2022Q4	1	2.00	\$7,600	\$3,800.00	\$12,600.00
			1	2.00	\$7,600	\$3,800.00	\$12,600.00
	SEPTIC SYSTEM / LS						
	652443P	2022Q2	1	1.00	\$35,000	\$35,000.00	\$78,333.33
			1	1.00	\$35,000	\$35,000.00	\$78,333.33
	RESET GAS VALVE BOX / U						
	653084M	2022Q4	1	5.00	\$7,500	\$1,500.00	\$1,500.00
		2023Q1	3	118.00	\$176	\$1.49	\$3.78
			4	123.00	\$7,676	\$62.41	\$64.60
	ELECTRICAL CONDUIT / LF						
	654003P	2022Q2	1	470.00	\$101,050	\$215.00	\$244.00
			1	470.00	\$101,050	\$215.00	\$244.00
	UTILITY POLE SHEATH / U						
	654010M	2022Q4	1	26.00	\$130,000	\$5,000.00	\$5,000.00
			1	26.00	\$130,000	\$5,000.00	\$5,000.00
	ELECTRIC RISER / U						
	654027M	2022Q2	1	3.00	\$3,000	\$1,000.00	\$2,333.33
			1	3.00	\$3,000	\$1,000.00	\$2,333.33
	ELECTRICAL MANHOLE / U						
	654030M	2022Q2	1	2.00	\$240,000	\$120,000	\$100,667
			1	2.00	\$240,000	\$120,000	\$100,667

WEIGHTED AVERAGE ITEM PRICE REPORT  
BY REGION, ITEM, AND QUARTER

REGION	ITEM	CALENDAR QUARTER	NUMBER OF OCCUR'S	TOTAL QUANTITY	TOTAL DOLLARS	AVERAGE AWARDED PRICE	AVERAGE OF LOW 3 BIDDERS
S	RESET TELECOMMUNICATIONS MANHOLE / U						
	654050M	2023Q1	1	12.00	\$40,260	\$3,355.00	\$2,055.29
			1	12.00	\$40,260	\$3,355.00	\$2,055.29
	CONCRETE ENCASED DUCT BANK, 2-5" PVC / LF						
	654060P	2022Q2	1	385.00	\$134,750	\$350.00	\$291.67
			1	385.00	\$134,750	\$350.00	\$291.67
	CONCRETE ENCASED DUCT BANK, 12-5" PVC / LF						
	654065P	2022Q2	1	563.00	\$309,650	\$550.00	\$610.00
			1	563.00	\$309,650	\$550.00	\$610.00
	UTILITY PIPE SUPPORT / LS						
	657005P	2022Q2	1	1.00	\$25,000	\$25,000.00	\$39,346.67
			1	1.00	\$25,000	\$25,000.00	\$39,346.67
	3/4" RIGID METALLIC CONDUIT / LF						
	701006P	2022Q2	4	12.00	\$1,800	\$150.00	\$133.33
			4	12.00	\$1,800	\$150.00	\$133.33
	1 1/2" RIGID METALLIC CONDUIT / LF						
	701012P	2022Q4	1	26.00	\$1,560	\$60.00	\$107.00
			1	26.00	\$1,560	\$60.00	\$107.00
	2" RIGID METALLIC CONDUIT / LF						
	701015P	2022Q2	2	68.00	\$7,800	\$114.71	\$83.53

(item continued)



WEIGHTED AVERAGE ITEM PRICE REPORT  
BY REGION, ITEM, AND QUARTER

REGION	ITEM	CALENDAR QUARTER	NUMBER OF OCCUR'S	TOTAL QUANTITY	TOTAL DOLLARS	AVERAGE AWARDED PRICE	AVERAGE OF LOW 3 BIDDERS
S	2" RIGID METALLIC CONDUIT / LF						
	701015P	2022Q4	5	1,003.00	\$75,671	\$75.44	\$73.46
			7	1,071.00	\$83,471	\$77.94	\$74.10
	3" RIGID METALLIC CONDUIT / LF						
	701021P	2022Q2	6	5,470.00	\$477,650	\$87.32	\$89.64
		2022Q4	5	1,855.00	\$147,540	\$79.54	\$81.13
			11	7,325.00	\$625,190	\$85.35	\$87.48
	2" RIGID NONMETALLIC CONDUIT / LF						
	701027P	2022Q2	2	70.00	\$10,500	\$150.00	\$147.36
			2	70.00	\$10,500	\$150.00	\$147.36
	FIBERGLASS CONDUIT / LF						
	701091P	2022Q2	1	1,405.00	\$56,200	\$40.00	\$101.33
			1	1,405.00	\$56,200	\$40.00	\$101.33
	10" X 36" JUNCTION BOX / U						
	701096M	2022Q4	2	9.00	\$17,800	\$1,977.78	\$2,307.41
			2	9.00	\$17,800	\$1,977.78	\$2,307.41
	18" X 36" JUNCTION BOX / U						
	701102M	2022Q2	4	35.00	\$102,100	\$2,917.14	\$3,220.39
		2022Q4	2	12.00	\$40,500	\$3,375.00	\$3,625.00
			6	47.00	\$142,600	\$3,034.04	\$3,323.69

WEIGHTED AVERAGE ITEM PRICE REPORT  
BY REGION, ITEM, AND QUARTER

REGION	ITEM	CALENDAR QUARTER	NUMBER OF OCCUR'S	TOTAL QUANTITY	TOTAL DOLLARS	AVERAGE AWARDED PRICE	AVERAGE OF LOW 3 BIDDERS
S	12" X 10" X 8" METAL JUNCTION BOX / U						
	701108M	2022Q4	1	6.00	\$10,800	\$1,800.00	\$1,666.67
			1	6.00	\$10,800	\$1,800.00	\$1,666.67
	18" X 8" X 6" METAL JUNCTION BOX / U						
	701112M	2022Q2	4	8.00	\$38,600	\$4,825.00	\$6,475.00
			4	8.00	\$38,600	\$4,825.00	\$6,475.00
	JUNCTION BOX FOUNDATION / U						
	701117M	2022Q2	2	2.00	\$6,250	\$3,125.00	\$3,468.33
			2	2.00	\$6,250	\$3,125.00	\$3,468.33
	FOUNDATION, TYPE SFT / U						
	701123M	2022Q2	3	10.00	\$30,770	\$3,077.00	\$3,091.33
		2022Q4	1	4.00	\$12,800	\$3,200.00	\$3,233.33
			4	14.00	\$43,570	\$3,112.14	\$3,131.90
	FOUNDATION, TYPE P-MC MODIFIED / U						
	701128M	2022Q2	2	3.00	\$18,100	\$6,033.33	\$6,123.33
		2022Q4	1	1.00	\$6,000	\$6,000.00	\$6,100.00
			3	4.00	\$24,100	\$6,025.00	\$6,117.50
	FOUNDATION, TYPE SPF / U						
	701135M	2022Q2	3	28.00	\$59,550	\$2,126.79	\$2,248.33
		2022Q4	1	3.00	\$8,400	\$2,800.00	\$2,583.33
			4	31.00	\$67,950	\$2,191.94	\$2,280.75

WEIGHTED AVERAGE ITEM PRICE REPORT  
BY REGION, ITEM, AND QUARTER

REGION	ITEM	CALENDAR QUARTER	NUMBER OF OCCUR'S	TOTAL QUANTITY	TOTAL DOLLARS	AVERAGE AWARDED PRICE	AVERAGE OF LOW 3 BIDDERS
S	BORING FOR FOUNDATION, STF 50 FOOT ARM / U						
	701136M	2022Q2	2	5.00	\$30,000	\$6,000.00	\$8,686.67
		2022Q4	1	2.00	\$32,000	\$16,000.00	\$20,666.67
			3	7.00	\$62,000	\$8,857.14	\$12,109.52
	FOUNDATION, STF FOR GREATER THAN 50 FOOT / LF						
	701137M	2022Q2	2	47.00	\$102,980	\$2,191.06	\$2,431.77
		2022Q4	1	30.00	\$48,000	\$1,600.00	\$1,466.67
			3	77.00	\$150,980	\$1,960.78	\$2,055.76
	FOUNDATION, TYPE STF / U						
	701138M	2022Q2	1	13.00	\$143,000	\$11,000.00	\$9,633.33
		2022Q4	1	2.00	\$15,200	\$7,600.00	\$8,733.33
			2	15.00	\$158,200	\$10,546.67	\$9,513.33
	FOUNDATION, TYPE SFK / U						
	701144M	2022Q2	3	7.00	\$21,800	\$3,114.29	\$3,340.00
			3	7.00	\$21,800	\$3,114.29	\$3,340.00
	FOUNDATION, TYPE 2M-MC / U						
	701162M	2022Q4	1	1.00	\$4,500	\$4,500.00	\$6,500.00
			1	1.00	\$4,500	\$4,500.00	\$6,500.00
	METER CABINET, TYPE TL / U						
	701171M	2022Q2	3	4.00	\$18,600	\$4,650.00	\$4,513.69
		2022Q4	1	1.00	\$5,270	\$5,270.00	\$5,080.00
			4	5.00	\$23,870	\$4,774.00	\$4,626.95

WEIGHTED AVERAGE ITEM PRICE REPORT  
BY REGION, ITEM, AND QUARTER

REGION	ITEM	CALENDAR QUARTER	NUMBER OF OCCUR'S	TOTAL QUANTITY	TOTAL DOLLARS	AVERAGE AWARDED PRICE	AVERAGE OF LOW 3 BIDDERS
S	METER CABINET, TYPE 2M-MC / U						
	701180M	2022Q4	1	1.00	\$18,500	\$18,500.00	\$24,666.67
			1	1.00	\$18,500	\$18,500.00	\$24,666.67
-----							
	GROUND WIRE, NO. 8 AWG / LF						
	701192P	2022Q2	3	6,652.00	\$15,811	\$2.38	\$1.94
		2022Q4	2	2,633.00	\$5,253	\$2.00	\$2.47
			5	9,285.00	\$21,064	\$2.27	\$2.09
-----							
	MULTIPLE LIGHTING WIRE, NO. 2 AWG / LF						
	701195P	2022Q4	1	2,767.00	\$13,143	\$4.75	\$5.32
			1	2,767.00	\$13,143	\$4.75	\$5.32
-----							
	MULTIPLE LIGHTING WIRE, NO. 8 AWG / LF						
	701201P	2022Q2	3	7,052.00	\$16,443	\$2.33	\$1.91
		2022Q4	2	3,475.00	\$7,563	\$2.18	\$2.43
			5	10,527.00	\$24,006	\$2.28	\$2.08
-----							
	SERVICE WIRE, NO. 2 AWG / LF						
	701210P	2022Q2	1	205.00	\$1,025	\$5.00	\$21.67
		2022Q4	2	150.00	\$1,271	\$8.48	\$13.85
			3	355.00	\$2,296	\$6.47	\$18.36
-----							
	SERVICE WIRE, NO. 6 AWG / LF						
	701213P	2022Q2	3	537.00	\$1,629	\$3.03	\$3.38
		2022Q4	1	150.00	\$479	\$3.19	\$4.54
			4	687.00	\$2,108	\$3.07	\$3.64
-----							

WEIGHTED AVERAGE ITEM PRICE REPORT  
BY REGION, ITEM, AND QUARTER

REGION	ITEM	CALENDAR QUARTER	NUMBER OF OCCUR'S	TOTAL QUANTITY	TOTAL DOLLARS	AVERAGE AWARDED PRICE	AVERAGE OF LOW 3 BIDDERS
S	CONTROLLER, 8 PHASE / U						
	702009M	2022Q2	3	4.00	\$76,500	\$19,125.00	\$19,437.13
		2022Q4	1	1.00	\$20,520	\$20,520.00	\$23,680.00
			4	5.00	\$97,020	\$19,404.00	\$20,285.70
-----							
	TRAFFIC SIGNAL STANDARD, ALUMINUM / U						
	702012M	2022Q2	3	17.00	\$65,080	\$3,828.24	\$4,043.26
		2022Q4	1	4.00	\$11,680	\$2,920.00	\$3,130.00
			4	21.00	\$76,760	\$3,655.24	\$3,869.30
-----							
	SIGNAL STANDARD GREATER 50 FOOT, STEEL / U						
	702014M	2022Q2	2	5.00	\$82,490	\$16,498.00	\$16,923.94
		2022Q4	1	2.00	\$42,720	\$21,360.00	\$15,140.00
			3	7.00	\$125,210	\$17,887.14	\$16,414.24
-----							
	TRAFFIC SIGNAL STANDARD, STEEL / U						
	702015M	2022Q2	1	14.00	\$127,400	\$9,100.00	\$9,207.65
		2022Q4	1	2.00	\$16,280	\$8,140.00	\$8,843.33
			2	16.00	\$143,680	\$8,980.00	\$9,162.11
-----							
	PEDESTRIAN SIGNAL STANDARD / U						
	702018M	2022Q2	3	28.00	\$31,750	\$1,133.93	\$1,102.02
		2022Q4	1	3.00	\$3,060	\$1,020.00	\$1,096.67
			4	31.00	\$34,810	\$1,122.90	\$1,101.50
-----							
	TRAFFIC SIGNAL MAST ARM, ALUMINUM / U						
	702021M	2022Q2	3	13.00	\$44,450	\$3,419.23	\$3,290.78
			3	13.00	\$44,450	\$3,419.23	\$3,290.78

WEIGHTED AVERAGE ITEM PRICE REPORT  
BY REGION, ITEM, AND QUARTER

REGION	ITEM	CALENDAR QUARTER	NUMBER OF OCCUR'S	TOTAL QUANTITY	TOTAL DOLLARS	AVERAGE AWARDED PRICE	AVERAGE OF LOW 3 BIDDERS
S	TRAFFIC SIGNAL MAST ARM, STEEL / U						
	702024M	2022Q2	1	15.00	\$105,750	\$7,050.00	\$7,277.33
		2022Q4	1	2.00	\$12,320	\$6,160.00	\$6,740.00
			2	17.00	\$118,070	\$6,945.29	\$7,214.11
	TRAFFIC ARM GREATER THAN 50 FOOT, STEEL / U						
	702025M	2022Q2	2	5.00	\$193,600	\$38,720.00	\$37,566.62
		2022Q4	1	2.00	\$97,440	\$48,720.00	\$52,480.00
			3	7.00	\$291,040	\$41,577.14	\$41,827.59
	TRAFFIC SIGNAL CABLE, 2 CONDUCTOR / LF						
	702027P	2022Q2	3	11,854.00	\$18,083	\$1.53	\$1.43
		2022Q4	1	1,450.00	\$1,813	\$1.25	\$1.42
			4	13,304.00	\$19,895	\$1.50	\$1.43
	TRAFFIC SIGNAL CABLE, 5 CONDUCTOR / LF						
	702030P	2022Q2	3	16,007.00	\$35,335	\$2.21	\$2.13
		2022Q4	1	2,200.00	\$4,158	\$1.89	\$2.13
			4	18,207.00	\$39,493	\$2.17	\$2.13
	TRAFFIC SIGNAL CABLE, 10 CONDUCTOR / LF						
	702033P	2022Q2	3	17,183.00	\$58,293	\$3.39	\$3.49
		2022Q4	1	2,300.00	\$8,165	\$3.55	\$3.42
			4	19,483.00	\$66,458	\$3.41	\$3.48
	TRAFFIC SIGNAL HEAD / U						
	702036M	2022Q2	3	119.00	\$143,650	\$1,207.14	\$1,614.94

(item continued)

WEIGHTED AVERAGE ITEM PRICE REPORT  
BY REGION, ITEM, AND QUARTER

REGION	ITEM	CALENDAR QUARTER	NUMBER OF OCCUR'S	TOTAL QUANTITY	TOTAL DOLLARS	AVERAGE AWARDED PRICE	AVERAGE OF LOW 3 BIDDERS
S	TRAFFIC SIGNAL HEAD / U						
	702036M	2022Q4	1	12.00	\$20,400	\$1,700.00	\$1,566.67
			4	131.00	\$164,050	\$1,252.29	\$1,610.52
	PUSH BUTTON INSTALLATION / U						
	702038M	2022Q2	2	25.00	\$58,800	\$2,352.00	\$2,415.33
		2022Q4	1	1.00	\$2,800	\$2,800.00	\$2,833.33
			3	26.00	\$61,600	\$2,369.23	\$2,431.41
	PEDESTRIAN SIGNAL HEAD / U						
	702039M	2022Q2	3	60.00	\$24,440	\$407.33	\$681.35
		2022Q4	1	8.00	\$9,840	\$1,230.00	\$1,111.67
			4	68.00	\$34,280	\$504.12	\$731.97
	PUSH BUTTON / U						
	702042M	2022Q2	3	58.00	\$22,280	\$384.14	\$402.67
		2022Q4	1	8.00	\$3,640	\$455.00	\$436.67
			4	66.00	\$25,920	\$392.73	\$406.79
	IMAGE DETECTOR / U						
	702045M	2022Q4	1	4.00	\$22,760	\$5,690.00	\$6,543.33
			1	4.00	\$22,760	\$5,690.00	\$6,543.33
	RADAR DETECTOR / U						
	702046M	2022Q2	3	24.00	\$227,160	\$9,465.00	\$9,674.73
			3	24.00	\$227,160	\$9,465.00	\$9,674.73

WEIGHTED AVERAGE ITEM PRICE REPORT  
BY REGION, ITEM, AND QUARTER

REGION	ITEM	CALENDAR QUARTER	NUMBER OF OCCUR'S	TOTAL QUANTITY	TOTAL DOLLARS	AVERAGE AWARDED PRICE	AVERAGE OF LOW 3 BIDDERS
S	GENERATOR AUXILIARY CABINET / U						
	702050M	2022Q2	3	8.00	\$87,445	\$10,930.63	\$10,321.95
		2022Q4	1	1.00	\$8,390	\$8,390.00	\$8,376.67
			4	9.00	\$95,835	\$10,648.33	\$10,105.81
-----							
	INTERIM TRAFFIC SIGNAL SYSTEM, LOCATION / LS						
	702057M	2022Q2	7	7.00	\$123,300	\$17,614.29	\$21,023.76
		2022Q4	1	1.00	\$14,830	\$14,830.00	\$17,553.33
			8	8.00	\$138,130	\$17,266.25	\$20,589.96
-----							
	CONTROLLER TURN-ON / U						
	702060M	2022Q2	3	8.00	\$107,600	\$13,450.00	\$10,742.16
		2022Q4	1	1.00	\$5,400	\$5,400.00	\$5,266.67
			4	9.00	\$113,000	\$12,555.56	\$10,133.77
-----							
	LIGHTING STANDARD ALUMINUM / U						
	703003M	2022Q2	2	2.00	\$5,225	\$2,612.50	\$2,815.83
		2022Q4	1	8.00	\$25,720	\$3,215.00	\$4,105.00
			3	10.00	\$30,945	\$3,094.50	\$3,847.17
-----							
	LUMINAIRE / U						
	703018M	2022Q2	3	17.00	\$42,020	\$2,471.76	\$2,399.57
		2022Q4	2	12.00	\$28,040	\$2,336.67	\$2,526.67
			5	29.00	\$70,060	\$2,415.86	\$2,452.16
-----							
	TEMPORARY HIGHWAY LIGHTING SYSTEM / LS						
	703033P	2022Q4	4	4.00	\$120,500	\$30,125.00	\$52,791.67
			4	4.00	\$120,500	\$30,125.00	\$52,791.67
-----							



WEIGHTED AVERAGE ITEM PRICE REPORT  
BY REGION, ITEM, AND QUARTER

REGION	ITEM	CALENDAR QUARTER	NUMBER OF OCCUR'S	TOTAL QUANTITY	TOTAL DOLLARS	AVERAGE AWARDED PRICE	AVERAGE OF LOW 3 BIDDERS
S	NAVIGATIONAL LIGHTING SYSTEM / U						
	703034P	2022Q4	1	1.00	\$45,500	\$45,500.00	\$43,500.00
			1	1.00	\$45,500	\$45,500.00	\$43,500.00
	ITS CONDUIT, TYPE A / LF						
	704002M	2022Q4	1	2,164.00	\$108,200	\$50.00	\$73.67
			1	2,164.00	\$108,200	\$50.00	\$73.67
	JUNCTION BOX ITS TYPE A / U						
	704003M	2022Q4	1	6.00	\$31,200	\$5,200.00	\$4,916.67
			1	6.00	\$31,200	\$5,200.00	\$4,916.67
	JUNCTION BOX ITS TYPE B / U						
	704006M	2022Q4	1	2.00	\$19,000	\$9,500.00	\$9,083.33
			1	2.00	\$19,000	\$9,500.00	\$9,083.33
	JUNCTION BOX ITS TYPE C / U						
	704009M	2022Q4	1	2.00	\$5,580	\$2,790.00	\$3,226.67
			1	2.00	\$5,580	\$2,790.00	\$3,226.67
	METER CABINET ITS / U						
	704011M	2022Q4	1	1.00	\$4,070	\$4,070.00	\$3,713.33
			1	1.00	\$4,070	\$4,070.00	\$3,713.33
	COMMUNICATION CABLE / LF						
	704012P	2022Q4	1	249.00	\$884	\$3.55	\$4.87
			1	249.00	\$884	\$3.55	\$4.87

WEIGHTED AVERAGE ITEM PRICE REPORT  
BY REGION, ITEM, AND QUARTER

REGION	ITEM	CALENDAR QUARTER	NUMBER OF OCCUR'S	TOTAL QUANTITY	TOTAL DOLLARS	AVERAGE AWARDED PRICE	AVERAGE OF LOW 3 BIDDERS
S	FOUNDATION ITS TYPE D-MC / U						
	704023M	2022Q4	1	1.00	\$5,000	\$5,000.00	\$5,566.67
			1	1.00	\$5,000	\$5,000.00	\$5,566.67
	CONTROL CENTER SYSTEM, LOCATION NO. ____ / LS						
	704033P	2022Q4	1	1.00	\$10,580	\$10,580.00	\$8,386.67
			1	1.00	\$10,580	\$10,580.00	\$8,386.67
	FOUNDATION CSS / U						
	704035M	2022Q4	1	1.00	\$36,000	\$36,000.00	\$30,333.33
			1	1.00	\$36,000	\$36,000.00	\$30,333.33
	CAMERA STANDARD TYPE A / U						
	704048M	2022Q4	1	1.00	\$83,800	\$83,800.00	\$93,200.00
			1	1.00	\$83,800	\$83,800.00	\$93,200.00
	CAMERA / U						
	704060M	2022Q4	1	2.00	\$11,780	\$5,890.00	\$7,426.67
			1	2.00	\$11,780	\$5,890.00	\$7,426.67
	CONTROLLER, CAMERA / U						
	704063M	2022Q4	1	1.00	\$47,040	\$47,040.00	\$49,193.33
			1	1.00	\$47,040	\$47,040.00	\$49,193.33
	WIM ROADWAY DEVICES 1 LANES / U						
	704189M	2022Q2	1	6.00	\$272,326	\$45,387.60	\$45,387.60

(item continued)

WEIGHTED AVERAGE ITEM PRICE REPORT  
BY REGION, ITEM, AND QUARTER

REGION	ITEM	CALENDAR QUARTER	NUMBER OF OCCUR'S	TOTAL QUANTITY	TOTAL DOLLARS	AVERAGE AWARDED PRICE	AVERAGE OF LOW 3 BIDDERS
S	WIM ROADWAY DEVICES 1 LANES / U						
	704189M	2023Q1	1	2.00	\$54,000	\$27,000.00	\$31,766.67
			2	8.00	\$326,326	\$40,790.70	\$41,982.37
-----							
	SELECTIVE CLEARING / SY						
	801012M	2022Q2	1	2,276.00	\$91,040	\$40.00	\$39.67
			1	2,276.00	\$91,040	\$40.00	\$39.67
-----							
	TREE REMOVAL, OVER 30" TO 36" DIAMETER / U						
	802033M	2022Q2	1	1.00	\$3,000	\$3,000.00	\$5,150.00
			1	1.00	\$3,000	\$3,000.00	\$5,150.00
-----							
	TOPSOIL SPREADING ___" THICK / SY						
	804000P	2022Q2	4	7,185.00	\$41,925	\$5.84	\$6.34
		2022Q3	1	22.00	\$440	\$20.00	\$260.00
		2022Q4	2	10,176.00	\$33,807	\$3.32	\$5.85
		2023Q1	3	6,716.00	\$1,172	\$0.17	\$0.97
			10	24,099.00	\$77,344	\$3.21	\$4.87
-----							
	PLANT PIT SOIL / CY						
	804014P	2022Q4	2	72.00	\$6,320	\$87.78	\$102.56
			2	72.00	\$6,320	\$87.78	\$102.56
-----							
	BORROW TOPSOIL / CY						
	804015P	2022Q2	5	1,248.00	\$63,090	\$50.55	\$49.84
		2022Q3	2	32.00	\$3,350	\$104.69	\$302.34
		2022Q4	1	100.00	\$8,500	\$85.00	\$80.00

(item continued)

WEIGHTED AVERAGE ITEM PRICE REPORT  
BY REGION, ITEM, AND QUARTER

REGION	ITEM	CALENDAR QUARTER	NUMBER OF OCCUR'S	TOTAL QUANTITY	TOTAL DOLLARS	AVERAGE AWARDED PRICE	AVERAGE OF LOW 3 BIDDERS
S	BORROW TOPSOIL / CY						
	804015P	2023Q1	3	1,535.00	\$1,864	\$1.21	\$4.81
			11	2,915.00	\$76,804	\$26.35	\$29.93
-----							
	TURF REPAIR STRIP / LF						
	805003M	2022Q2	4	5,558.00	\$149,887	\$26.97	\$63.48
		2022Q3	2	8,552.00	\$102,288	\$11.96	\$15.16
		2022Q4	2	6,085.00	\$251,568	\$41.34	\$41.34
		2023Q1	3	4,000.00	\$2,535	\$0.63	\$1.49
			11	24,195.00	\$506,278	\$20.92	\$30.58
-----							
	STABILIZED TURF / SY						
	805005M	2022Q2	1	199.00	\$21,038	\$105.72	\$105.72
		2022Q3	2	1,990.00	\$95,745	\$48.11	\$56.56
		2022Q4	2	342.00	\$42,531	\$124.36	\$124.36
			5	2,531.00	\$159,314	\$62.95	\$69.58
-----							
	FERTILIZING AND SEEDING, TYPE A / SY						
	806003P	2023Q1	1	3,000.00	\$30	\$0.01	\$0.01
			1	3,000.00	\$30	\$0.01	\$0.01
-----							
	FERTILIZING AND SEEDING, TYPE A-3 / SY						
	806006P	2022Q2	4	7,271.00	\$10,306	\$1.42	\$2.09
		2023Q1	2	1,716.00	\$118	\$0.07	\$1.30
			6	8,987.00	\$10,424	\$1.16	\$1.94
-----							
	FERTILIZING AND SEEDING, TYPE F / SY						
	806018P	2022Q2	3	335.00	\$309	\$0.92	\$2.51

(item continued)

WEIGHTED AVERAGE ITEM PRICE REPORT  
BY REGION, ITEM, AND QUARTER

REGION	ITEM	CALENDAR QUARTER	NUMBER OF OCCUR'S	TOTAL QUANTITY	TOTAL DOLLARS	AVERAGE AWARDED PRICE	AVERAGE OF LOW 3 BIDDERS
S	FERTILIZING AND SEEDING, TYPE F / SY						
	806018P	2022Q3	1	2.00	\$20	\$10.00	\$255.00
		2022Q4	2	1,231.00	\$2,326	\$1.89	\$3.45
			6	1,568.00	\$2,655	\$1.69	\$3.57
	FERTILIZING AND SEEDING, TYPE PINELANDS / SY						
	806027P	2022Q2	2	95.00	\$325	\$3.42	\$10.21
		2022Q4	1	1,370.00	\$5,480	\$4.00	\$2.88
			3	1,465.00	\$5,805	\$3.96	\$3.36
	WILDFLOWER SEEDING / SY						
	806030P	2022Q4	1	2,592.00	\$5,184	\$2.00	\$2.50
			1	2,592.00	\$5,184	\$2.00	\$2.50
	FERTILIZING AND SEEDING, LOW MAINTENANCE / SY						
	806033P	2022Q2	1	157.00	\$785	\$5.00	\$5.33
		2022Q3	1	22.00	\$220	\$10.00	\$55.00
		2022Q4	1	7,476.00	\$12,335	\$1.65	\$2.05
			3	7,655.00	\$13,340	\$1.74	\$2.27
	TOPSOIL STABILIZATION, TYPE 1 MAT / SY						
	807003M	2022Q2	1	10.00	\$40	\$4.00	\$7.17
			1	10.00	\$40	\$4.00	\$7.17
	TOPSOIL STABILIZATION, TYPE 2 MAT / SY						
	807006M	2022Q3	1	24.00	\$600	\$25.00	\$62.50
		2022Q4	1	2,372.00	\$9,488	\$4.00	\$4.75
			2	2,396.00	\$10,088	\$4.21	\$5.33

WEIGHTED AVERAGE ITEM PRICE REPORT  
BY REGION, ITEM, AND QUARTER

REGION	ITEM	CALENDAR QUARTER	NUMBER OF OCCUR'S	TOTAL QUANTITY	TOTAL DOLLARS	AVERAGE AWARDED PRICE	AVERAGE OF LOW 3 BIDDERS
S	STRAW MULCHING / SY						
	809003M	2022Q2	3	6,772.00	\$5,789	\$0.85	\$1.11
		2022Q4	1	10,550.00	\$8,968	\$0.85	\$0.82
		2023Q1	3	4,716.00	\$47	\$0.01	\$0.19
			7	22,038.00	\$14,803	\$0.67	\$0.77
	FIBER MULCHING / SY						
	809006M	2022Q2	2	731.00	\$3,205	\$4.38	\$7.10
		2022Q4	1	1,507.00	\$15	\$0.01	\$0.92
			3	2,238.00	\$3,220	\$1.44	\$2.94
	WOOD MULCHING / SY						
	809018M	2022Q4	2	200.00	\$1,370	\$6.85	\$12.40
			2	200.00	\$1,370	\$6.85	\$12.40
	MOWING / ACRE						
	810003M	2022Q4	1	4.00	\$3,400	\$850.00	\$1,416.67
			1	4.00	\$3,400	\$850.00	\$1,416.67
	LARGE DECIDUOUS TREE, 1-1 1/4" CALIPER, / U						
	811009M	2022Q4	1	48.00	\$26,400	\$550.00	\$683.33
			1	48.00	\$26,400	\$550.00	\$683.33
	SMALL DECIDUOUS TREE, 6-7' HIGH B&B / U						
	811029M	2022Q4	1	45.00	\$21,375	\$475.00	\$666.67
			1	45.00	\$21,375	\$475.00	\$666.67

WEIGHTED AVERAGE ITEM PRICE REPORT  
BY REGION, ITEM, AND QUARTER

REGION	ITEM	CALENDAR QUARTER	NUMBER OF OCCUR'S	TOTAL QUANTITY	TOTAL DOLLARS	AVERAGE AWARDED PRICE	AVERAGE OF LOW 3 BIDDERS
S	SMALL DECIDUOUS TREE, 7-8' HIGH, B&B / U						
	811031M	2022Q4	2	53.00	\$29,250	\$551.89	\$672.96
			2	53.00	\$29,250	\$551.89	\$672.96
	EVERGREEN TREE, 6-7' HIGH, B&B / U						
	811039M	2022Q4	1	29.00	\$14,500	\$500.00	\$683.33
			1	29.00	\$14,500	\$500.00	\$683.33
	EVERGREEN TREE, SEEDLING 18-24" HIGH, PO / U						
	811051M	2022Q4	1	40.00	\$4,000	\$100.00	\$120.00
			1	40.00	\$4,000	\$100.00	\$120.00
	DECIDUOUS SHRUB, 18-24" HIGH, #3 CONTAIN / U						
	811063M	2022Q4	1	116.00	\$6,960	\$60.00	\$70.33
			1	116.00	\$6,960	\$60.00	\$70.33
	EVERGREEN SHRUB, 18-24" HIGH, #3 CONTAIN / U						
	811078M	2022Q4	1	29.00	\$1,740	\$60.00	\$92.00
			1	29.00	\$1,740	\$60.00	\$92.00
	PLANT ESTABLISHMENT PERIOD / LS						
	811138M	2022Q4	2	2.00	\$30,000	\$15,000.00	\$22,083.33
			2	2.00	\$30,000	\$15,000.00	\$22,083.33
	WATERING / MG						
	811165M	2022Q4	2	19.00	\$5,000	\$263.16	\$587.72
			2	19.00	\$5,000	\$263.16	\$587.72

WEIGHTED AVERAGE ITEM PRICE REPORT  
BY REGION, ITEM, AND QUARTER

REGION	ITEM	CALENDAR QUARTER	NUMBER OF OCCUR'S	TOTAL QUANTITY	TOTAL DOLLARS	AVERAGE AWARDED PRICE	AVERAGE OF LOW 3 BIDDERS
S	FLOODLIGHTS FOR NIGHTTIME OPERATION / U						
	MMB085M	2023Q1	1	8.00	\$12,000	\$1,500.00	\$1,033.33
			1	8.00	\$12,000	\$1,500.00	\$1,033.33
	CREW COORDINATOR / HOUR						
	MMB092M	2022Q4	5	1,840.00	\$257,600	\$140.00	\$140.00
			5	1,840.00	\$257,600	\$140.00	\$140.00
	LANE CLOSURES / HOUR						
	MMB172M	2022Q4	5	16,200.00	\$1,019,662	\$62.94	\$44.47
			5	16,200.00	\$1,019,662	\$62.94	\$44.47
	SOLID WASTE DISPOSAL / DOLL						
	MMB173M	2022Q4	5	64,000.00	\$64,000	\$1.00	\$1.00
			5	64,000.00	\$64,000	\$1.00	\$1.00
	LABOR CREW / HOUR						
	MMB186M	2022Q4	15	31,775.00	\$18,034,790	\$567.58	\$632.25
			15	31,775.00	\$18,034,790	\$567.58	\$632.25
	RADAR DETECTION SYSTEM, 2 RADAR / U						
	MME144M	2023Q1	1	4.00	\$80,000	\$20,000.00	\$22,333.33
			1	4.00	\$80,000	\$20,000.00	\$22,333.33
	RADAR DETECTION SYSTEM, 3 RADAR / U						
	MME145M	2023Q1	1	1.00	\$32,000	\$32,000.00	\$30,150.00
			1	1.00	\$32,000	\$32,000.00	\$30,150.00



WEIGHTED AVERAGE ITEM PRICE REPORT  
BY REGION, ITEM, AND QUARTER

REGION	ITEM	CALENDAR QUARTER	NUMBER OF OCCUR'S	TOTAL QUANTITY	TOTAL DOLLARS	AVERAGE AWARDED PRICE	AVERAGE OF LOW 3 BIDDERS
S	RADAR DETECTION SYSTEM, 4 RADAR / U						
	MME146M	2023Q1	1	4.00	\$168,000	\$42,000.00	\$38,540.00
			1	4.00	\$168,000	\$42,000.00	\$38,540.00
	TRAFFIC CONTROL TRUCK WITH MOUNTED CRASH / DAY						
	MMG008M	2023Q1	1	500.00	\$50	\$0.10	\$0.04
			1	500.00	\$50	\$0.10	\$0.04
	E-Z PASS / DOLL						
	MMG009M	2023Q1	1	980.00	\$980	\$1.00	\$1.00
			1	980.00	\$980	\$1.00	\$1.00
	TELEPHONE SERVICE / DOLL						
	MMG010M	2022Q4	5	9,000.00	\$9,000	\$1.00	\$1.00
			5	9,000.00	\$9,000	\$1.00	\$1.00
	OVERTIME DIFFERENTIAL (OD) / DOLL						
	MMG025M	2022Q4	5	275,000.00	\$275,000	\$1.00	\$1.00
			5	275,000.00	\$275,000	\$1.00	\$1.00
	DISPOSAL OF REGULATED MATERIAL / DOLL						
	MMG027M	2022Q4	5	86,000.00	\$86,000	\$1.00	\$1.00
			5	86,000.00	\$86,000	\$1.00	\$1.00
	RIPRAP STONE SLOPE PROTECTION / T						
	MMG036M	2023Q1	1	50.00	\$1	\$0.01	\$0.01
			1	50.00	\$1	\$0.01	\$0.01

WEIGHTED AVERAGE ITEM PRICE REPORT  
BY REGION, ITEM, AND QUARTER

REGION	ITEM	CALENDAR QUARTER	NUMBER OF OCCUR'S	TOTAL QUANTITY	TOTAL DOLLARS	AVERAGE AWARDED PRICE	AVERAGE OF LOW 3 BIDDERS
S	DISPOSAL OF REGULATED MATERIAL HAZARDOUS / DOLL						
	MMG064M	2022Q4	5	67,000.00	\$67,000	\$1.00	\$1.00
			5	67,000.00	\$67,000	\$1.00	\$1.00
	CONTAINMENT SYSTEM / LS						
	MMG082M	2023Q1	1	1.00	\$1,200,000	\$1,200,000	\$1,362,333
			1	1.00	\$1,200,000	\$1,200,000	\$1,362,333
	SSPC, BLAST/PRIME / LS						
	MMG083M	2023Q1	1	1.00	\$2,300,000	\$2,300,000	\$2,702,333
			1	1.00	\$2,300,000	\$2,300,000	\$2,702,333
	SSPC, STRIPE/INTERMEDIATE / LS						
	MMG084M	2023Q1	1	1.00	\$1,250,000	\$1,250,000	\$1,048,667
			1	1.00	\$1,250,000	\$1,250,000	\$1,048,667
	SSPC, FINISH / LS						
	MMG085M	2023Q1	1	1.00	\$700,000	\$700,000	\$547,000
			1	1.00	\$700,000	\$700,000	\$547,000
	TESTING, IF AND WHERE DIRECTED / DOLL						
	MMG086M	2023Q1	1	100,000.00	\$100,000	\$1.00	\$1.00
			1	100,000.00	\$100,000	\$1.00	\$1.00
	ADJUSTMENT FACTOR / PCT						
	MMG095M	2022Q2	1	6,500,000.00	\$5,508,100	\$0.85	\$0.87
			1	6,500,000.00	\$5,508,100	\$0.85	\$0.87

WEIGHTED AVERAGE ITEM PRICE REPORT  
BY REGION, ITEM, AND QUARTER

REGION	ITEM	CALENDAR QUARTER	NUMBER OF OCCUR'S	TOTAL QUANTITY	TOTAL DOLLARS	AVERAGE AWARDED PRICE	AVERAGE OF LOW 3 BIDDERS
S	CONSTRUCTION LAYOUT / DAY						
	MMR001M	2023Q1	1	20.00	\$0	\$0.01	\$33.34
			1	20.00	\$0	\$0.01	\$33.34
	EMERGENCY MOBILIZATION / U						
	MMR006M	2023Q1	1	3.00	\$30,000	\$10,000.00	\$10,000.00
			1	3.00	\$30,000	\$10,000.00	\$10,000.00
	FLASHING ARROW BOARD, 4' X 8' / DAY						
	MMR060M	2023Q1	1	100.00	\$10	\$0.10	\$0.04
			1	100.00	\$10	\$0.10	\$0.04
	PORTABLE VARIABLE MESSAGE SIGN / DAY						
	MMR061M	2023Q1	1	140.00	\$133,000	\$950.00	\$316.67
			1	140.00	\$133,000	\$950.00	\$316.67
	MOBILIZATION OF MILL & HMA PAVING EQUIP. / U						
	MMR077M	2023Q1	1	25.00	\$375,000	\$15,000.00	\$15,000.00
			1	25.00	\$375,000	\$15,000.00	\$15,000.00
	MICROMILLING / SY						
	MMR087M	2023Q1	1	1,000.00	\$100	\$0.10	\$0.04
			1	1,000.00	\$100	\$0.10	\$0.04
	CONCRETE WASHOUT SYSTEM / U						
	MMR091M	2023Q1	2	12.00	\$20,000	\$1,666.67	\$1,666.67
			2	12.00	\$20,000	\$1,666.67	\$1,666.67

WEIGHTED AVERAGE ITEM PRICE REPORT  
 BY REGION, ITEM, AND QUARTER

REGION	ITEM	CALENDAR QUARTER	NUMBER OF OCCUR'S	TOTAL QUANTITY	TOTAL DOLLARS	AVERAGE AWARDED PRICE	AVERAGE OF LOW 3 BIDDERS
S	REGRADE BERM / SY						
	MMR096M	2023Q1	2	1,000.00	\$255	\$0.26	\$12.42
			2	1,000.00	\$255	\$0.26	\$12.42

WEIGHTED AVERAGE ITEM PRICE REPORT  
BY REGION, ITEM, AND QUARTER

REGION	ITEM	CALENDAR QUARTER	NUMBER OF OCCUR'S	TOTAL QUANTITY	TOTAL DOLLARS	AVERAGE AWARDED PRICE	AVERAGE OF LOW 3 BIDDERS
STATEWID	PERFORMANCE BOND AND PAYMENT BOND / DOLL						
	151006M	2022Q2	3	3.00	\$92,000	\$30,666.67	\$26,500.11
			3	3.00	\$92,000	\$30,666.67	\$26,500.11
	RAILROAD PROTECTIVE LIABILITY INSURANCE / DOLL						
	152012P	2022Q2	1	1.00	\$6,000	\$6,000.00	\$5,666.67
			1	1.00	\$6,000	\$6,000.00	\$5,666.67
	POLLUTION LIABILITY INSURANCE / DOLL						
	152015P	2022Q2	3	3.00	\$15,001	\$5,000.33	\$5,111.45
			3	3.00	\$15,001	\$5,000.33	\$5,111.45
	MOBILIZATION / LS						
	154003P	2022Q2	1	1.00	\$270,000	\$270,000	\$260,000
			1	1.00	\$270,000	\$270,000	\$260,000
	FIELD OFFICE TYPE B SET UP / U						
	155006M	2022Q2	1	1.00	\$30,000	\$30,000.00	\$30,000.00
			1	1.00	\$30,000	\$30,000.00	\$30,000.00
	FIELD OFFICE TYPE C SET UP / U						
	155009M	2022Q2	2	2.00	\$70,000	\$35,000.00	\$33,604.00
			2	2.00	\$70,000	\$35,000.00	\$33,604.00
	FIELD OFFICE TYPE B MAINTENANCE / MO						
	155024M	2022Q2	1	12.00	\$30,000	\$2,500.00	\$2,866.67
			1	12.00	\$30,000	\$2,500.00	\$2,866.67

WEIGHTED AVERAGE ITEM PRICE REPORT  
BY REGION, ITEM, AND QUARTER

REGION	ITEM	CALENDAR QUARTER	NUMBER OF OCCUR'S	TOTAL QUANTITY	TOTAL DOLLARS	AVERAGE AWARDED PRICE	AVERAGE OF LOW 3 BIDDERS
STATEWID	FIELD OFFICE TYPE C MAINTENANCE / MO						
	155027M	2022Q2	2	30.00	\$82,500	\$2,750.00	\$2,750.00
			2	30.00	\$82,500	\$2,750.00	\$2,750.00
-----							
	CONSTRUCTION LAYOUT / DOLL						
	157004M	2022Q2	1	1.00	\$50,000	\$50,000.00	\$28,333.33
			1	1.00	\$50,000	\$50,000.00	\$28,333.33
-----							
	HEAVY DUTY SILT FENCE, BLACK / LF						
	158012M	2022Q2	1	700.00	\$4,200	\$6.00	\$8.00
			1	700.00	\$4,200	\$6.00	\$8.00
-----							
	INLET FILTER TYPE 1 / SF						
	158027M	2022Q2	1	105.00	\$2,625	\$25.00	\$31.67
			1	105.00	\$2,625	\$25.00	\$31.67
-----							
	INLET FILTER TYPE 2, 2' X 4' / U						
	158030M	2022Q2	1	2.00	\$90	\$45.00	\$96.67
			1	2.00	\$90	\$45.00	\$96.67
-----							
	INLET FILTER TYPE 2, 4' X 4' / U						
	158033M	2022Q2	1	4.00	\$400	\$100.00	\$150.00
			1	4.00	\$400	\$100.00	\$150.00
-----							
	CONCRETE WASHOUT SYSTEM / LS						
	158063P	2022Q2	1	1.00	\$500	\$500.00	\$1,833.33
			1	1.00	\$500	\$500.00	\$1,833.33
-----							

WEIGHTED AVERAGE ITEM PRICE REPORT  
BY REGION, ITEM, AND QUARTER

REGION	ITEM	CALENDAR QUARTER	NUMBER OF OCCUR'S	TOTAL QUANTITY	TOTAL DOLLARS	AVERAGE AWARDED PRICE	AVERAGE OF LOW 3 BIDDERS
STATEWID	ABSORBENT BOOM / LF						
	158066M	2022Q2	2	400.00	\$202	\$0.51	\$0.67
			2	400.00	\$202	\$0.51	\$0.67
OIL ONLY EMERGENCY SPILL KIT, TYPE 1 / U							
	158072M	2022Q2	1	2.00	\$1,500	\$750.00	\$916.67
			1	2.00	\$1,500	\$750.00	\$916.67
BREAKAWAY BARRICADE / U							
	159003M	2022Q2	2	160.00	\$81	\$0.51	\$0.67
			2	160.00	\$81	\$0.51	\$0.67
DRUM / U							
	159006M	2022Q2	2	650.00	\$328	\$0.51	\$0.67
			2	650.00	\$328	\$0.51	\$0.67
TRAFFIC CONE / U							
	159009M	2022Q2	2	1,300.00	\$657	\$0.51	\$0.67
			2	1,300.00	\$657	\$0.51	\$0.67
CONSTRUCTION SIGNS / SF							
	159012M	2022Q2	2	1,200.00	\$606	\$0.51	\$1.84
			2	1,200.00	\$606	\$0.51	\$1.84
PORTABLE VARIABLE MESSAGE SIGN W/REMOTE / U							
	159029M	2022Q2	1	10.00	\$2,000	\$200.00	\$2,067.00
			1	10.00	\$2,000	\$200.00	\$2,067.00

WEIGHTED AVERAGE ITEM PRICE REPORT  
BY REGION, ITEM, AND QUARTER

REGION	ITEM	CALENDAR QUARTER	NUMBER OF OCCUR'S	TOTAL QUANTITY	TOTAL DOLLARS	AVERAGE AWARDED PRICE	AVERAGE OF LOW 3 BIDDERS
STATEWID	TRAFFIC CONTROL TRUCK WITH MOUNTED CRASH / U						
	159108M	2022Q2	1	10.00	\$5,000	\$500.00	\$500.33
			1	10.00	\$5,000	\$500.00	\$500.33
	TRAFFIC DIRECTOR, FLAGGER / HOUR						
	159141M	2022Q2	3	3,500.00	\$16,515	\$4.72	\$36.81
			3	3,500.00	\$16,515	\$4.72	\$36.81
	FUEL PRICE ADJUSTMENT / DOLL						
	160004M	2022Q2	1	10,000.00	\$10,000	\$1.00	\$1.00
			1	10,000.00	\$10,000	\$1.00	\$1.00
	ASPHALT PRICE ADJUSTMENT / DOLL						
	160007M	2022Q2	1	10,000.00	\$10,000	\$1.00	\$1.00
			1	10,000.00	\$10,000	\$1.00	\$1.00
	FINAL CLEANUP / LS						
	161003P	2022Q2	1	1.00	\$5,000	\$5,000.00	\$5,833.33
			1	1.00	\$5,000	\$5,000.00	\$5,833.33
	CLEARING SITE / LS						
	201003P	2022Q2	1	1.00	\$25,000	\$25,000.00	\$38,000.00
			1	1.00	\$25,000	\$25,000.00	\$38,000.00
	EXCAVATION, UNCLASSIFIED / CY						
	202009P	2022Q2	2	3,000.00	\$274,500	\$91.50	\$72.33
			2	3,000.00	\$274,500	\$91.50	\$72.33



WEIGHTED AVERAGE ITEM PRICE REPORT  
BY REGION, ITEM, AND QUARTER

REGION	ITEM	CALENDAR QUARTER	NUMBER OF OCCUR'S	TOTAL QUANTITY	TOTAL DOLLARS	AVERAGE AWARDED PRICE	AVERAGE OF LOW 3 BIDDERS
STATEWID	REMOVAL OF PAVEMENT / SY						
	202021P	2022Q2	1	77.00	\$5,005	\$65.00	\$73.00
			1	77.00	\$5,005	\$65.00	\$73.00
-----							
	DENSE-GRADED AGGREGATE BASE COURSE, 6" T / SY						
	302036P	2022Q2	1	77.00	\$2,156	\$28.00	\$39.33
			1	77.00	\$2,156	\$28.00	\$39.33
-----							
	HMA MILLING, 3" OR LESS / SY						
	401009P	2022Q2	1	344.00	\$13,072	\$38.00	\$37.33
			1	344.00	\$13,072	\$38.00	\$37.33
-----							
	HOT MIX ASPHALT 9.5 L 64 SURFACE COURSE / T						
	401039M	2022Q2	1	80.00	\$34,000	\$425.00	\$406.67
			1	80.00	\$34,000	\$425.00	\$406.67
-----							
	HOT MIX ASPHALT 12.5 M 64 SURFACE COURSE / T						
	401054M	2022Q2	1	15.00	\$6,750	\$450.00	\$368.33
			1	15.00	\$6,750	\$450.00	\$368.33
-----							
	HOT MIX ASPHALT 25 M 64 BASE COURSE / T						
	401099M	2022Q2	1	27.00	\$11,475	\$425.00	\$570.00
			1	27.00	\$11,475	\$425.00	\$570.00
-----							
	STONE MATRIX ASPHALT 12.5 MM SURFACE COU / T						
	404006M	2022Q2	1	40.00	\$18,000	\$450.00	\$636.67
			1	40.00	\$18,000	\$450.00	\$636.67
-----							

WEIGHTED AVERAGE ITEM PRICE REPORT  
BY REGION, ITEM, AND QUARTER

REGION	ITEM	CALENDAR QUARTER	NUMBER OF OCCUR'S	TOTAL QUANTITY	TOTAL DOLLARS	AVERAGE AWARDED PRICE	AVERAGE OF LOW 3 BIDDERS
STATEWID	EPOXY WATERPROOFING / SY						
	504036P	2022Q2	1	425.00	\$22,100	\$52.00	\$49.00
			1	425.00	\$22,100	\$52.00	\$49.00
	MEMBRANE WATERPROOFING / SY						
	504038P	2022Q2	1	550.00	\$9,350	\$17.00	\$19.00
			1	550.00	\$9,350	\$17.00	\$19.00
	LUBRICATE BEARING / U						
	506013P	2022Q2	1	26.00	\$676	\$26.00	\$35.33
			1	26.00	\$676	\$26.00	\$35.33
	CONCRETE BRIDGE APPROACH / CY						
	507051P	2022Q2	1	49.00	\$85,750	\$1,750.00	\$1,316.67
			1	49.00	\$85,750	\$1,750.00	\$1,316.67
	CLEAN EXISTING SCUPPERS AND PIPES / U						
	508005M	2022Q2	1	14.00	\$2,310	\$165.00	\$171.67
			1	14.00	\$2,310	\$165.00	\$171.67
	CHAIN-LINK FENCE, TYPE III, ALUMINUM / LF						
	509107P	2022Q2	1	1,019.00	\$112,090	\$110.00	\$127.33
			1	1,019.00	\$112,090	\$110.00	\$127.33
	TIMBER STRUCTURE / LS						
	510003P	2022Q2	1	1.00	\$75,000	\$75,000.00	\$61,333.33
			1	1.00	\$75,000	\$75,000.00	\$61,333.33

WEIGHTED AVERAGE ITEM PRICE REPORT  
BY REGION, ITEM, AND QUARTER

REGION	ITEM	CALENDAR QUARTER	NUMBER OF OCCUR'S	TOTAL QUANTITY	TOTAL DOLLARS	AVERAGE AWARDED PRICE	AVERAGE OF LOW 3 BIDDERS
STATEWID	REPAIR OF STONE WALL / SF						
	513028P	2022Q2	1	1,597.00	\$55,895	\$35.00	\$48.50
			1	1,597.00	\$55,895	\$35.00	\$48.50
	CONCRETE DECK REPAIR, TYPE B / SF						
	551006M	2022Q2	1	7,147.00	\$428,820	\$60.00	\$77.67
			1	7,147.00	\$428,820	\$60.00	\$77.67
	CONCRETE DECK REPAIR, TYPE C / SF						
	551009M	2022Q2	1	590.00	\$97,350	\$165.00	\$148.00
			1	590.00	\$97,350	\$165.00	\$148.00
	SUBSTRUCTURE CONCRETE REPAIR / SF						
	555003M	2022Q2	1	300.00	\$97,500	\$325.00	\$277.67
			1	300.00	\$97,500	\$325.00	\$277.67
	VIDEO INSPECTION OF PIPE / LF						
	601664M	2022Q2	2	760,000.00	\$4,316,500	\$5.68	\$6.34
			2	760,000.00	\$4,316,500	\$5.68	\$6.34
	MANHOLE COVER / U						
	602207M	2022Q2	2	36.00	\$54,000	\$1,500.00	\$1,500.00
			2	36.00	\$54,000	\$1,500.00	\$1,500.00
	BICYCLE SAFE GRATE / U						
	602210M	2022Q2	2	130.00	\$208,000	\$1,600.00	\$1,600.00
			2	130.00	\$208,000	\$1,600.00	\$1,600.00

WEIGHTED AVERAGE ITEM PRICE REPORT  
BY REGION, ITEM, AND QUARTER

REGION	ITEM	CALENDAR QUARTER	NUMBER OF OCCUR'S	TOTAL QUANTITY	TOTAL DOLLARS	AVERAGE AWARDED PRICE	AVERAGE OF LOW 3 BIDDERS
STATEWID	CLEANING DRAINAGE STRUCTURE / U						
	602216M	2022Q2	2	6,875.00	\$3,181,950	\$462.83	\$462.52
			2	6,875.00	\$3,181,950	\$462.83	\$462.52
	CONCRETE SLOPE GUTTER, 6" THICK / SY						
	603006P	2022Q2	1	1.00	\$1,000	\$1,000.00	\$813.33
			1	1.00	\$1,000	\$1,000.00	\$813.33
	GABION WALL / CY						
	604003P	2022Q2	1	250.00	\$31,250	\$125.00	\$220.00
			1	250.00	\$31,250	\$125.00	\$220.00
	CONCRETE SIDEWALK, 4" THICK / SY						
	606012P	2022Q2	1	281.00	\$27,257	\$97.00	\$109.00
			1	281.00	\$27,257	\$97.00	\$109.00
	DETECTABLE WARNING SURFACE / SY						
	606084P	2022Q2	1	2.00	\$400	\$200.00	\$240.00
			1	2.00	\$400	\$200.00	\$240.00
	9" X 16" CONCRETE VERTICAL CURB / LF						
	607018P	2022Q2	1	179.00	\$11,277	\$63.00	\$72.67
			1	179.00	\$11,277	\$63.00	\$72.67
	12" X 13" CONCRETE SLOPING CURB / LF						
	607030P	2022Q2	1	104.00	\$6,552	\$63.00	\$77.67
			1	104.00	\$6,552	\$63.00	\$77.67

WEIGHTED AVERAGE ITEM PRICE REPORT  
BY REGION, ITEM, AND QUARTER

REGION	ITEM	CALENDAR QUARTER	NUMBER OF OCCUR'S	TOTAL QUANTITY	TOTAL DOLLARS	AVERAGE AWARDED PRICE	AVERAGE OF LOW 3 BIDDERS
STATEWID	9" X 14" CONCRETE VERTICAL CURB / LF						
	607034P	2022Q2	1	35.00	\$2,205	\$63.00	\$77.67
			1	35.00	\$2,205	\$63.00	\$77.67
	9" X VARIABLE HEIGHT CONCRETE VERTICAL C / LF						
	607069P	2022Q2	1	52.00	\$3,276	\$63.00	\$84.33
			1	52.00	\$3,276	\$63.00	\$84.33
	NONVEGETATIVE SURFACE, POROUS HMA / SY						
	608004P	2022Q2	1	351.00	\$30,537	\$87.00	\$63.67
			1	351.00	\$30,537	\$87.00	\$63.67
	BEAM GUIDE RAIL / LF						
	609003M	2022Q2	1	376.00	\$15,040	\$40.00	\$48.67
			1	376.00	\$15,040	\$40.00	\$48.67
	BEAM GUIDE RAIL, BRIDGE / LF						
	609004M	2022Q2	1	20.00	\$7,040	\$352.00	\$240.67
			1	20.00	\$7,040	\$352.00	\$240.67
	BEAM GUIDE RAIL, DUAL-FACED / LF						
	609006M	2022Q2	1	50.00	\$3,900	\$78.00	\$72.67
			1	50.00	\$3,900	\$78.00	\$72.67
	BEAM GUIDE RAIL, DUAL FACED, BRIDGE / LF						
	609007M	2022Q2	1	50.00	\$21,500	\$430.00	\$335.00
			1	50.00	\$21,500	\$430.00	\$335.00

WEIGHTED AVERAGE ITEM PRICE REPORT  
BY REGION, ITEM, AND QUARTER

REGION	ITEM	CALENDAR QUARTER	NUMBER OF OCCUR'S	TOTAL QUANTITY	TOTAL DOLLARS	AVERAGE AWARDED PRICE	AVERAGE OF LOW 3 BIDDERS
STATEWID	TANGENT GUIDE RAIL TERMINAL / U						
	609027M	2022Q2	1	2.00	\$8,200	\$4,100.00	\$3,983.33
			1	2.00	\$8,200	\$4,100.00	\$3,983.33
	BEAM GUIDE RAIL ANCHORAGE / U						
	609039M	2022Q2	1	2.00	\$4,700	\$2,350.00	\$2,250.00
			1	2.00	\$4,700	\$2,350.00	\$2,250.00
	APPROACH GUIDE RAIL TRANSITION TL-2 / U						
	609058M	2022Q2	1	1.00	\$3,000	\$3,000.00	\$2,700.00
			1	1.00	\$3,000	\$3,000.00	\$2,700.00
	APPROACH GUIDE RAIL TRANSITION TL-3 / U						
	609059M	2022Q2	1	1.00	\$5,100	\$5,100.00	\$4,650.00
			1	1.00	\$5,100	\$5,100.00	\$4,650.00
	REMOVAL OF BEAM GUIDE RAIL / LF						
	609075M	2022Q2	1	525.00	\$525	\$1.00	\$4.00
			1	525.00	\$525	\$1.00	\$4.00
	TRAFFIC STRIPES, 4" / LF						
	610003M	2022Q2	1	10,000.00	\$10,000	\$1.00	\$1.17
			1	10,000.00	\$10,000	\$1.00	\$1.17
	TRAFFIC MARKINGS / SF						
	610009M	2022Q2	1	2,000.00	\$12,800	\$6.40	\$5.47
			1	2,000.00	\$12,800	\$6.40	\$5.47

WEIGHTED AVERAGE ITEM PRICE REPORT  
BY REGION, ITEM, AND QUARTER

REGION	ITEM	CALENDAR QUARTER	NUMBER OF OCCUR'S	TOTAL QUANTITY	TOTAL DOLLARS	AVERAGE AWARDED PRICE	AVERAGE OF LOW 3 BIDDERS
STATEWID	CUSH, COMP BAR, TYPE 2, NARROW / U						
	611300M	2022Q2	1	4.00	\$116,000	\$29,000.00	\$28,500.00
			1	4.00	\$116,000	\$29,000.00	\$28,500.00
-----							
	SELECTIVE CLEARING / SY						
	801012M	2022Q2	2	4,500.00	\$17,700	\$3.93	\$3.46
			2	4,500.00	\$17,700	\$3.93	\$3.46
-----							
	TREE REMOVAL, OVER 36" DIAMETER / U						
	802036M	2022Q2	1	1.00	\$3,500	\$3,500.00	\$3,500.00
			1	1.00	\$3,500	\$3,500.00	\$3,500.00
-----							
	REMOVAL OF DETERIORATED CONCRETE ENCASEM / SF						
	MMB064M	2022Q2	1	1,900.00	\$248,900	\$131.00	\$137.67
			1	1,900.00	\$248,900	\$131.00	\$137.67
-----							
	TEMPORARY SHORING OF THE SUPERSTRUCTURE / U						
	MMB065M	2022Q2	1	2.00	\$9,000	\$4,500.00	\$24,833.33
			1	2.00	\$9,000	\$4,500.00	\$24,833.33
-----							
	PREFORMED ELASTOMERIC JOINT SEALER, VARI / LF						
	MMB066M	2022Q2	1	631.00	\$44,170	\$70.00	\$117.67
			1	631.00	\$44,170	\$70.00	\$117.67
-----							
	STRUCTURAL STEEL REPAIR / LB						
	MMB067M	2022Q2	1	1,200.00	\$16,800	\$14.00	\$42.00
			1	1,200.00	\$16,800	\$14.00	\$42.00
-----							

WEIGHTED AVERAGE ITEM PRICE REPORT  
BY REGION, ITEM, AND QUARTER

REGION	ITEM	CALENDAR QUARTER	NUMBER OF OCCUR'S	TOTAL QUANTITY	TOTAL DOLLARS	AVERAGE AWARDED PRICE	AVERAGE OF LOW 3 BIDDERS
STATEWID	BRIDGE HEADER REPAIR / LF						
	MMB070M	2022Q2	1	50.00	\$11,250	\$225.00	\$231.67
			1	50.00	\$11,250	\$225.00	\$231.67
	CONCRETE SPALL REPAIR, TYPE 1 / SF						
	MMB071M	2022Q2	1	550.00	\$187,000	\$340.00	\$281.67
			1	550.00	\$187,000	\$340.00	\$281.67
	CONCRETE SPALL REPAIR, TYPE 2 / CF						
	MMB072M	2022Q2	1	154.00	\$69,300	\$450.00	\$403.33
			1	154.00	\$69,300	\$450.00	\$403.33
	REPAIR CONCRETE CURB / LF						
	MMB077M	2022Q2	1	50.00	\$5,500	\$110.00	\$116.67
			1	50.00	\$5,500	\$110.00	\$116.67
	DECK CORROSION INHIBITOR / SY						
	MMB086M	2022Q2	1	561.00	\$9,537	\$17.00	\$15.67
			1	561.00	\$9,537	\$17.00	\$15.67
	DECK JOINT RESEAL (SILICON) / LF						
	MMB087M	2022Q2	1	70.00	\$4,410	\$63.00	\$94.33
			1	70.00	\$4,410	\$63.00	\$94.33
	DECK JOINT REPAIR / LF						
	MMB089M	2022Q2	1	50.00	\$8,750	\$175.00	\$185.00
			1	50.00	\$8,750	\$175.00	\$185.00



WEIGHTED AVERAGE ITEM PRICE REPORT  
BY REGION, ITEM, AND QUARTER

REGION	ITEM	CALENDAR QUARTER	NUMBER OF OCCUR'S	TOTAL QUANTITY	TOTAL DOLLARS	AVERAGE AWARDED PRICE	AVERAGE OF LOW 3 BIDDERS
STATEWID	DECK JOINT RESEAL (RUBBER ASPHALT) / LF						
	MMB090M	2022Q2	1	70.00	\$490	\$7.00	\$8.33
			1	70.00	\$490	\$7.00	\$8.33
-----							
	MILLING, VARIABLE DEPTH / SY						
	MMB136M	2022Q2	1	590.00	\$10,620	\$18.00	\$38.33
			1	590.00	\$10,620	\$18.00	\$38.33
-----							
	STEEL DECK JOINT REPAIR / LF						
	MMB169M	2022Q2	1	33.00	\$12,375	\$375.00	\$425.00
			1	33.00	\$12,375	\$375.00	\$425.00
-----							
	RAILROAD SERVICES / DOLL						
	MMB188M	2022Q2	1	50,000.00	\$50,000	\$1.00	\$1.00
			1	50,000.00	\$50,000	\$1.00	\$1.00
-----							
	CLEARING SITE / MILE						
	MMD035M	2022Q2	2	200.00	\$100,000	\$500.00	\$500.00
			2	200.00	\$100,000	\$500.00	\$500.00
-----							
	CULVERT CLEANING / LF						
	MMD059M	2022Q2	2	3,800.00	\$20,000	\$5.26	\$23.77
			2	3,800.00	\$20,000	\$5.26	\$23.77
-----							
	CLEANING EXISTING PIPE / LF						
	MMD064M	2022Q2	4	760,000.00	\$1,431,150	\$1.88	\$2.00
			4	760,000.00	\$1,431,150	\$1.88	\$2.00
-----							

WEIGHTED AVERAGE ITEM PRICE REPORT  
BY REGION, ITEM, AND QUARTER

REGION	ITEM	CALENDAR QUARTER	NUMBER OF OCCUR'S	TOTAL QUANTITY	TOTAL DOLLARS	AVERAGE AWARDED PRICE	AVERAGE OF LOW 3 BIDDERS
STATEWID	TRAFFIC CONTROL TRUCK WITH MOUNTED CRASH / DAY						
	MMG008M	2022Q2	2	1,850.00	\$476,750	\$257.70	\$257.70
			2	1,850.00	\$476,750	\$257.70	\$257.70
-----							
	E-Z PASS / DOLL						
	MMG009M	2022Q2	1	1,622.00	\$1,622	\$1.00	\$1.00
			1	1,622.00	\$1,622	\$1.00	\$1.00
-----							
	NON-PARTICIPATING WORK / DOLL						
	MMG013M	2022Q2	1	75,000.00	\$75,000	\$1.00	\$1.00
			1	75,000.00	\$75,000	\$1.00	\$1.00
-----							
	CONTAINMENT SYSTEM / LS						
	MMG082M	2022Q2	1	1.00	\$105,000	\$105,000	\$90,000.00
			1	1.00	\$105,000	\$105,000	\$90,000.00
-----							
	SSPC, BLAST/PRIME / LS						
	MMG083M	2022Q2	1	1.00	\$510,000	\$510,000	\$556,667
			1	1.00	\$510,000	\$510,000	\$556,667
-----							
	SSPC, STRIPE/INTERMEDIATE / LS						
	MMG084M	2022Q2	1	1.00	\$130,000	\$130,000	\$116,333
			1	1.00	\$130,000	\$130,000	\$116,333
-----							
	SSPC, FINISH / LS						
	MMG085M	2022Q2	1	1.00	\$105,000	\$105,000	\$98,333.33
			1	1.00	\$105,000	\$105,000	\$98,333.33
-----							

WEIGHTED AVERAGE ITEM PRICE REPORT  
BY REGION, ITEM, AND QUARTER

REGION	ITEM	CALENDAR QUARTER	NUMBER OF OCCUR'S	TOTAL QUANTITY	TOTAL DOLLARS	AVERAGE AWARDED PRICE	AVERAGE OF LOW 3 BIDDERS
STATEWID	TESTING, IF AND WHERE DIRECTED / DOLL						
	MMG086M	2022Q2	1	15,000.00	\$15,000	\$1.00	\$1.00
			1	15,000.00	\$15,000	\$1.00	\$1.00
-----							
	STRUCTURAL STEEL REPAIRS, WHERE DIRECTED / LB						
	MMG087M	2022Q2	1	1,000.00	\$14,000	\$14.00	\$32.67
			1	1,000.00	\$14,000	\$14.00	\$32.67
-----							
	ADJUSTMENT FACTOR / PCT						
	MMG095M	2022Q2	1	1,265,000.00	\$1,062,600	\$0.84	\$0.86
			1	1,265,000.00	\$1,062,600	\$0.84	\$0.86
-----							
	FLASHING ARROW BOARD, 4' X 8' / DAY						
	MMR060M	2022Q2	2	600.00	\$3,900	\$6.50	\$87.67
			2	600.00	\$3,900	\$6.50	\$87.67
-----							
	TRAFFIC MARKINGS, LINES, THERMOPLASTIC / LF						
	MMR081M	2022Q2	1	10,000.00	\$12,500	\$1.25	\$1.25
			1	10,000.00	\$12,500	\$1.25	\$1.25
-----							

## TOP 25 ITEMS BY TOTAL DOLLARS SPENT

RANK	ITEM NUMBER	DESCRIPTION	UNITS	CLASS	TOTAL DOLLARS SPENT
1	MMB186M	LABOR CREW	HR	BRIDGE MAINT (BUREAU OF MAINTENANCE)	\$105,286,236
2	MMG095M	ADJUSTMENT FACTOR	PCT	MISCELLANEOUS/ SPECIALTY WORK ITEMS	\$20,927,010
3	404006M	STONE MATRIX ASPHALT 12.5 MM S	T	BASE, AGGREGATE	\$19,300,753
4	401054M	HOT MIX ASPHALT 12.5 M 64 SURF	T	ASPHALT ITEMS	\$18,774,664
5	406005M	HIGH PERFORMANCE THIN OVERLAY	T	ASPHALT ITEMS	\$15,324,779
6	109006M	FORCE ACCOUNT	DOLL	MISCELLANEOUS/ SPECIALTY WORK ITEMS	\$15,235,000
7	401099M	HOT MIX ASPHALT 25 M 64 BASE C	T	ASPHALT ITEMS	\$12,914,156
8	651064P	12" DUCTILE IRON WATER PIPE, C	LF	UTILITY ITEMS	\$11,511,475
9	607018P	9" X 16" CONCRETE VERTICAL CUR	LF	CURBING, SIDEWALKS, GUTTERS	\$11,420,369
10	609003M	BEAM GUIDE RAIL	LF	GUARDRAIL, GUIDERAIL	\$11,291,895
11	401009P	HMA MILLING, 3" OR LESS	SY	MILLING AND RUMBLE STRIPS	\$11,105,600
12	202009P	EXCAVATION, UNCLASSIFIED	CY	EARTHWORK ITEMS, EXCAVATION	\$8,788,333
13	421011M	SLURRY SEAL EMULSION	GAL	ASPHALT ITEMS	\$8,598,914
14	401061M	HMA 12.5 M E SURFACE COURSE	T	ASPHALT ITEMS	\$7,504,712
15	704002M	ITS CONDUIT, TYPE A	LF	INTELLIGENT TRANSPORTATION SYSTEMS	\$6,619,566
16	MMG094M	DREDG, PROCESSING, TRNSPRT, PL	CY	MISCELLANEOUS/ SPECIALTY WORK ITEMS	\$6,387,738
17	610003M	TRAFFIC STRIPES, 4"	LF	PAVEMENT MARKING, TRAFFIC STRIPES	\$5,995,125
18	511006P	STEEL SHEET PILING	SF	BRIDGE, INCL CONCRETE & STEEL STRUCTURES	\$5,776,925
19	157004M	CONSTRUCTION LAYOUT	DOLL	SURVEY AND STAKEOUT	\$5,625,421
20	403003M	ULTRA-THIN FRICTION COURSE	T	BASE, AGGREGATE	\$5,619,463
21	406010M	ULTRA-HPTO	T	ASPHALT ITEMS	\$5,451,156
22	401049M	HOT MIX ASPHALT 9.5 ME SURFACE	T	ASPHALT ITEMS	\$5,437,805
23	159021P	CONSTRUCTION BARRIER CURB	LF	MAINTENANCE OF TRAFFIC, TEMPORARY	\$5,334,840
24	MMB089M	DECK JOINT REPAIR	LF	BRIDGE MAINT (BUREAU OF MAINTENANCE)	\$5,203,268
25	507024P	CONCRETE BRIDGE DECK, HPC	CY	CONCRETE	\$5,173,100

ITEM DATA AT CONTRACT LEVEL

ITEM NUMBER	DESCRIPTION	UNITS	CONTRACT	LETTING DATE	UNIT PRICE	QUANTITY	ITEM COST			
109006M	FORCE ACCOUNT	DOLL	22463	26MAY22	\$1.00	300,000.00	\$300,000			
			22464	02JUN22	\$1.00	220,000.00	\$220,000			
			23402	07FEB23	\$1.00	100,000.00	\$100,000			
			23403	05JAN23	\$1.00	100,000.00	\$100,000			
			23404	01DEC22	\$1.00	100,000.00	\$100,000			
			23406	22DEC22	\$1.00	100,000.00	\$100,000			
			23407	09FEB23	\$1.00	100,000.00	\$100,000			
			23422	13OCT22	\$1.00	700,000.00	\$700,000			
			23423	25OCT22	\$1.00	625,000.00	\$625,000			
			23424	20OCT22	\$1.00	450,000.00	\$450,000			
			23425	20OCT22	\$1.00	695,000.00	\$695,000			
			23426	25OCT22	\$1.00	500,000.00	\$500,000			
			23427	27OCT22	\$1.00	500,000.00	\$500,000			
			23428	08DEC22	\$1.00	250,000.00	\$250,000			
			23429	13DEC22	\$1.00	250,000.00	\$250,000			
			23430	15DEC22	\$1.00	250,000.00	\$250,000			
			23431	10NOV22	\$1.00	2200000.00	\$2,200,000			
			23432	15NOV22	\$1.00	1000000.00	\$1,000,000			
			23433	17NOV22	\$1.00	725,000.00	\$725,000			
			23434	27OCT22	\$1.00	3000000.00	\$3,000,000			
			23435	01NOV22	\$1.00	2000000.00	\$2,000,000			
			23436	03NOV22	\$1.00	800,000.00	\$800,000			
			23446	14FEB23	\$1.00	220,000.00	\$220,000			
			23448	12JAN23	\$1.00	20,000.00	\$20,000			
			23449	19JAN23	\$1.00	30,000.00	\$30,000			
			157004M	CONSTRUCTION LAYOUT	DOLL	22103	12APR22	\$95,000.00	1.00	\$95,000
						22104	24MAY22	\$35,000.00	1.00	\$35,000
22105	19MAY22	\$50,000.00				1.00	\$50,000			
22107	19MAY22	\$400000.00				1.00	\$400,000			
22108	07APR22	\$750.00				1.00	\$750			
22109	12MAY22	\$35,000.00				1.00	\$35,000			
22110	02JUN22	\$5,000.00				1.00	\$5,000			
22111	21APR22	\$35,000.00				1.00	\$35,000			
22112	02JUN22	\$150000.00				1.00	\$150,000			
22113	21APR22	\$13,250.00				1.00	\$13,250			
22114	21APR22	\$5,000.00				1.00	\$5,000			
22115	05MAY22	\$10,000.00				1.00	\$10,000			
22116	28APR22	\$7,500.00				1.00	\$7,500			
22117	24MAY22	\$800000.00				1.00	\$800,000			
22118	21APR22	\$3,000.00				1.00	\$3,000			
22119	07JUN22	\$100000.00	1.00	\$100,000						

ITEM DATA AT CONTRACT LEVEL

ITEM NUMBER	DESCRIPTION	UNITS	CONTRACT	LETTING DATE	UNIT PRICE	QUANTITY	ITEM COST
157004M	CONSTRUCTION LAYOUT	DOLL	22120	26MAY22	1250000.00	1.00	\$1,250,000
			22121	19MAY22	\$30,000.00	1.00	\$30,000
			22122	12MAY22	\$475593.86	1.00	\$475,594
			22123	12MAY22	\$80,000.00	1.00	\$80,000
			22124	09JUN22	\$20,000.00	1.00	\$20,000
			22125	26MAY22	\$25,000.00	1.00	\$25,000
			22127	02JUN22	\$250000.00	1.00	\$250,000
			22128	24MAY22	\$50,000.00	1.00	\$50,000
			22129	02JUN22	\$25,000.00	1.00	\$25,000
			22130	26MAY22	\$38,000.00	1.00	\$38,000
			22131	19MAY22	\$15,000.00	1.00	\$15,000
			22132	02JUN22	\$25,000.00	1.00	\$25,000
			22135	15DEC22	\$400000.00	1.00	\$400,000
			22136	09JUN22	\$1,000.00	1.00	\$1,000
			22137	04AUG22	\$110000.00	1.00	\$110,000
			22138	18AUG22	\$38,000.00	1.00	\$38,000
			22139	06OCT22	\$1,000.00	1.00	\$1,000
			22140	15SEP22	\$100000.00	1.00	\$100,000
			22142	22SEP22	\$5,000.00	1.00	\$5,000
			22144	22SEP22	\$2,000.00	1.00	\$2,000
			22145	13OCT22	\$38,000.00	1.00	\$38,000
			22146	29SEP22	\$0.02	1.00	\$0
			22147	27SEP22	\$38,000.00	1.00	\$38,000
			22148	01NOV22	\$40,000.00	1.00	\$40,000
			22149	22SEP22	\$350000.00	1.00	\$350,000
			22150	29SEP22	\$38,000.00	1.00	\$38,000
			22151	06OCT22	\$38,000.00	1.00	\$38,000
			22152	20OCT22	\$15,000.00	1.00	\$15,000
			22154	06DEC22	\$6,500.00	1.00	\$6,500
			22155	20OCT22	\$38,000.00	1.00	\$38,000
			22156	01DEC22	\$38,000.00	1.00	\$38,000
			22158	23FEB23	\$145227.00	1.00	\$145,227
			22159	19JAN23	\$10,000.00	1.00	\$10,000
			22160	09FEB23	\$38,000.00	1.00	\$38,000
			22447	23JUN22	\$50,000.00	1.00	\$50,000
			22471	28JUL22	\$10,000.00	1.00	\$10,000
			23401	24JAN23	\$5,000.00	1.00	\$5,000
			23402	07FEB23	\$7,500.00	1.00	\$7,500
			23403	05JAN23	\$7,500.00	1.00	\$7,500
			23404	01DEC22	\$7,500.00	1.00	\$7,500
			23406	22DEC22	\$7,500.00	1.00	\$7,500
			23407	09FEB23	\$100.00	1.00	\$100
			23408	14FEB23	\$2,500.00	1.00	\$2,500
			23701	18AUG22	\$5,000.00	1.00	\$5,000
			23702	15NOV22	\$5,000.00	1.00	\$5,000

ITEM DATA AT CONTRACT LEVEL

ITEM NUMBER	DESCRIPTION	UNITS	CONTRACT	LETTING DATE	UNIT PRICE	QUANTITY	ITEM COST
159021P	CONSTRUCTION BARRIER CURB	LF	22103	12APR22	\$65.00	1,520.00	\$98,800
			22107	19MAY22	\$20.00	2,546.00	\$50,920
			22108	07APR22	\$7.50	2,920.00	\$21,900
			22112	02JUN22	\$80.00	5,500.00	\$440,000
			22114	21APR22	\$30.00	420.00	\$12,600
			22117	24MAY22	\$155.00	5,540.00	\$858,700
			22119	07JUN22	\$56.00	3,330.00	\$186,480
			22120	26MAY22	\$75.00	20,680.00	\$1,551,000
			22121	19MAY22	\$20.00	400.00	\$8,000
			22122	12MAY22	\$150.00	1,400.00	\$210,000
			22123	12MAY22	\$100.00	2,398.00	\$239,800
			22124	09JUN22	\$150.00	1,700.00	\$255,000
			22125	26MAY22	\$1.00	3,740.00	\$3,740
			22127	02JUN22	\$90.00	1,900.00	\$171,000
			22128	24MAY22	\$5.00	7,860.00	\$39,300
			22131	19MAY22	\$50.00	460.00	\$23,000
			22135	15DEC22	\$100.00	2,500.00	\$250,000
			22137	04AUG22	\$135.00	1,520.00	\$205,200
			22139	06OCT22	\$100.00	425.00	\$42,500
			22158	23FEB23	\$135.00	4,940.00	\$666,900
202009P	EXCAVATION, UNCLASSIFIED	CY	22103	12APR22	\$30.00	10,027.00	\$300,810
			22105	19MAY22	\$40.00	2,008.00	\$80,320
			22107	19MAY22	\$16.00	40,384.00	\$646,144
			22108	07APR22	\$75.00	84.00	\$6,300
			22112	02JUN22	\$54.01	14,315.00	\$773,100
			22113	21APR22	\$94.50	31.00	\$2,930
			22117	24MAY22	\$64.64	9,369.00	\$605,642
			22119	07JUN22	\$51.30	2,696.00	\$138,296
			22120	26MAY22	\$60.00	17,876.00	\$1,072,560
			22121	19MAY22	\$66.02	1,320.00	\$87,150
			22122	12MAY22	\$89.00	3,627.00	\$322,800
			22123	12MAY22	\$16.01	2,865.00	\$45,870
			22124	09JUN22	\$67.02	1,356.00	\$90,880
			22125	26MAY22	\$800.00	4.00	\$3,200
			22127	02JUN22	\$475.00	6,064.00	\$2,880,400
			22129	02JUN22	\$40.00	2,392.00	\$95,680
			22132	02JUN22	\$35.00	52.00	\$1,820
			22135	15DEC22	\$25.26	32,001.00	\$808,311
			22137	04AUG22	\$41.93	2,793.00	\$117,115
			22139	06OCT22	\$50.00	861.00	\$43,050
22148	01NOV22	\$55.00	82.00	\$4,510			

ITEM DATA AT CONTRACT LEVEL

ITEM NUMBER	DESCRIPTION	UNITS	CONTRACT	LETTING DATE	UNIT PRICE	QUANTITY	ITEM COST	
202009P	EXCAVATION, UNCLASSIFIED	CY	22149	22SEP22	\$130.00	2,271.00	\$295,230	
				22152	20OCT22	\$50.00	168.00	\$8,400
				22453	02JUN22	\$40.00	1,500.00	\$60,000
				22454	09JUN22	\$143.00	1,500.00	\$214,500
				23401	24JAN23	\$20.00	100.00	\$2,000
				23402	07FEB23	\$3.80	1,415.00	\$5,375
				23403	05JAN23	\$3.52	1,350.00	\$4,750
				23404	01DEC22	\$32.17	1,824.00	\$58,680
				23406	22DEC22	\$4.09	1,100.00	\$4,500
				23407	09FEB23	\$7.42	1,080.00	\$8,010
401009P	HMA MILLING, 3" OR LESS	SY	22103	12APR22	\$8.00	17,564.00	\$140,512	
				22105	19MAY22	\$5.25	75,786.00	\$397,877
				22107	19MAY22	\$5.00	178,380.00	\$891,900
				22110	02JUN22	\$3.25	173,920.00	\$565,240
				22111	21APR22	\$8.56	7,215.00	\$61,760
				22112	02JUN22	\$11.00	1,167.00	\$12,837
				22114	21APR22	\$10.00	958.00	\$9,580
				22115	05MAY22	\$3.70	58,800.00	\$217,560
				22116	28APR22	\$5.70	3,859.00	\$21,996
				22117	24MAY22	\$8.00	168,333.00	\$1,346,664
				22120	26MAY22	\$5.25	179,307.00	\$941,362
				22121	19MAY22	\$6.00	1,500.00	\$9,000
				22122	12MAY22	\$7.00	7,369.00	\$51,583
				22123	12MAY22	\$5.75	22,217.00	\$127,748
				22124	09JUN22	\$8.00	5,084.00	\$40,672
				22127	02JUN22	\$25.00	1,183.00	\$29,575
				22129	02JUN22	\$9.50	6,042.00	\$57,399
				22131	19MAY22	\$9.00	47,513.00	\$427,617
				22135	15DEC22	\$10.00	7,246.00	\$72,460
				22136	09JUN22	\$0.01	9,767.00	\$98
				22137	04AUG22	\$16.00	8,017.00	\$128,272
				22139	06OCT22	\$10.00	368.00	\$3,680
				22145	13OCT22	\$94.65	240.00	\$22,716
				22146	29SEP22	\$3.00	26,191.00	\$78,573
				22148	01NOV22	\$10.00	14,224.00	\$142,240
				22149	22SEP22	\$7.70	21,832.00	\$168,106
				22152	20OCT22	\$16.50	13,000.00	\$214,500
				22155	20OCT22	\$14.40	9,489.00	\$136,642
				22158	23FEB23	\$11.00	21,040.00	\$231,440
				22447	23JUN22	\$38.00	344.00	\$13,072
23401	24JAN23	\$4.00	309,616.00	\$1,238,464				



ITEM DATA AT CONTRACT LEVEL

ITEM NUMBER	DESCRIPTION	UNITS	CONTRACT	LETTING DATE	UNIT PRICE	QUANTITY	ITEM COST
401009P	HMA MILLING, 3" OR LESS	SY	23402	07FEB23	\$1.53	444,976.00	\$680,635
			23403	05JAN23	\$1.52	412,254.00	\$625,340
			23404	01DEC22	\$1.80	398,406.00	\$717,780
			23406	22DEC22	\$1.61	360,978.00	\$579,959
			23407	09FEB23	\$0.01	360,369.00	\$3,604
			23408	14FEB23	\$3.13	222,728.00	\$697,139
			401049M	HOT MIX ASPHALT 9.5 ME SURFACE	T	22120	26MAY22
22129	02JUN22	\$165.00				1,628.00	\$268,620
22148	01NOV22	\$215.00				1,684.00	\$362,060
23402	07FEB23	\$128.95				2,500.00	\$322,375
23403	05JAN23	\$131.00				2,500.00	\$327,500
23404	01DEC22	\$117.70				2,500.00	\$294,250
23406	22DEC22	\$131.75				2,500.00	\$329,375
23407	09FEB23	\$172.00				1,000.00	\$172,000
401054M	HOT MIX ASPHALT 12.5 M 64 SURF	T	22103	12APR22	\$115.00	3,181.00	\$365,815
			22107	19MAY22	\$113.00	4,933.00	\$557,429
			22110	02JUN22	\$111.15	5,472.00	\$608,213
			22113	21APR22	\$250.00	13.00	\$3,250
			22114	21APR22	\$175.00	236.00	\$41,300
			22115	05MAY22	\$105.45	7,700.00	\$811,965
			22116	28APR22	\$150.00	444.00	\$66,600
			22117	24MAY22	\$150.00	6,201.00	\$930,150
			22119	07JUN22	\$132.00	114.00	\$15,048
			22121	19MAY22	\$150.00	280.00	\$42,000
			22122	12MAY22	\$150.00	238.00	\$35,700
			22123	12MAY22	\$90.00	1,792.00	\$161,280
			22124	09JUN22	\$285.00	19.00	\$5,415
			22127	02JUN22	\$155.00	645.00	\$99,975
			22132	02JUN22	\$300.00	59.00	\$17,700
			22137	04AUG22	\$133.00	949.00	\$126,217
			22139	06OCT22	\$125.00	1,010.00	\$126,250
			22145	13OCT22	\$811.23	28.00	\$22,714
			22146	29SEP22	\$135.00	3,019.00	\$407,565
			22149	22SEP22	\$127.50	3,951.00	\$503,753
			22152	20OCT22	\$200.00	1,600.00	\$320,000
22155	20OCT22	\$255.10	1,094.00	\$279,079			
22158	23FEB23	\$173.00	2,169.00	\$375,237			
22447	23JUN22	\$450.00	15.00	\$6,750			
23401	24JAN23	\$91.70	50,409.00	\$4,622,505			

ITEM DATA AT CONTRACT LEVEL

ITEM NUMBER	DESCRIPTION	UNITS	CONTRACT	LETTING DATE	UNIT PRICE	QUANTITY	ITEM COST
401054M	HOT MIX ASPHALT 12.5 M 64 SURF	T	23402	07FEB23	\$133.40	5,600.00	\$747,040
			23403	05JAN23	\$108.77	10,150.00	\$1,103,973
			23404	01DEC22	\$85.87	30,787.00	\$2,643,642
			23406	22DEC22	\$94.48	26,190.00	\$2,474,363
			23407	09FEB23	\$169.00	3,000.00	\$507,000
			23408	14FEB23	\$94.00	7,944.00	\$746,736
401061M	HMA 12.5 M E SURFACE COURSE	T	22105	19MAY22	\$130.00	10,753.00	\$1,397,890
			22111	21APR22	\$233.40	832.00	\$194,189
			22122	12MAY22	\$150.00	1,261.00	\$189,150
			22123	12MAY22	\$98.00	2,680.00	\$262,640
			22131	19MAY22	\$155.00	8,202.00	\$1,271,310
			22135	15DEC22	\$125.00	2,840.00	\$355,000
			22136	09JUN22	\$150.00	1,590.00	\$238,500
			23402	07FEB23	\$135.06	6,727.00	\$908,527
			23403	05JAN23	\$131.88	6,612.00	\$872,006
			23404	01DEC22	\$127.75	5,000.00	\$638,750
			23406	22DEC22	\$132.75	5,000.00	\$663,750
			23407	09FEB23	\$171.00	3,000.00	\$513,000
			401099M	HOT MIX ASPHALT 25 M 64 BASE C	T	22103	12APR22
22107	19MAY22	\$110.00				23,619.00	\$2,598,090
22117	24MAY22	\$92.00				15,950.00	\$1,467,400
22119	07JUN22	\$137.00				456.00	\$62,472
22120	26MAY22	\$137.50				40,205.00	\$5,528,188
22121	19MAY22	\$150.00				250.00	\$37,500
22122	12MAY22	\$135.00				2,837.00	\$382,995
22123	12MAY22	\$140.00				690.00	\$96,600
22124	09JUN22	\$675.00				12.00	\$8,100
22127	02JUN22	\$149.00				1,078.00	\$160,622
22129	02JUN22	\$135.00				703.00	\$94,905
22135	15DEC22	\$106.00				5,861.00	\$621,266
22137	04AUG22	\$150.00				2,419.00	\$362,850
22139	06OCT22	\$100.00				1,868.00	\$186,800
22149	22SEP22	\$190.00				1,218.00	\$231,420
22152	20OCT22	\$250.00				80.00	\$20,000
22158	23FEB23	\$158.00				2,311.00	\$365,138
22447	23JUN22	\$425.00				27.00	\$11,475
23402	07FEB23	\$95.00				500.00	\$47,500
23403	05JAN23	\$95.00	500.00	\$47,500			
23404	01DEC22	\$91.72	1,425.00	\$130,700			

ITEM DATA AT CONTRACT LEVEL

ITEM NUMBER	DESCRIPTION	UNITS	CONTRACT	LETTING DATE	UNIT PRICE	QUANTITY	ITEM COST
401099M	HOT MIX ASPHALT 25 M 64 BASE C	T	23406	22DEC22	\$95.00	1,000.00	\$95,000
			23407	09FEB23	\$65.00	1,000.00	\$65,000
403003M	ULTRA-THIN FRICTION COURSE	T	22140	15SEP22	\$240.00	12,900.00	\$3,096,000
			22144	22SEP22	\$175.00	6,169.00	\$1,079,575
			22159	19JAN23	\$148.00	9,756.00	\$1,443,888
404006M	STONE MATRIX ASPHALT 12.5 MM S	T	22110	02JUN22	\$145.00	16,622.00	\$2,410,190
			22117	24MAY22	\$155.00	20,436.00	\$3,167,580
			22137	04AUG22	\$210.00	1,307.00	\$274,470
			22158	23FEB23	\$211.00	1,710.00	\$360,810
			22447	23JUN22	\$450.00	40.00	\$18,000
			23402	07FEB23	\$123.90	26,405.00	\$3,271,603
			23403	05JAN23	\$134.28	17,403.00	\$2,336,928
			23404	01DEC22	\$165.00	2,000.00	\$330,000
			23406	22DEC22	\$173.25	2,000.00	\$346,500
			23407	09FEB23	\$123.30	33,333.00	\$4,109,960
			23408	14FEB23	\$142.00	18,836.00	\$2,674,712
			406005M	HIGH PERFORMANCE THIN OVERLAY	T	22107	19MAY22
22113	21APR22	\$151.00				21,283.00	\$3,213,733
22115	05MAY22	\$147.45				22,800.00	\$3,361,860
22118	21APR22	\$160.00				6,659.00	\$1,065,440
22142	22SEP22	\$169.55				7,200.00	\$1,220,760
22146	29SEP22	\$175.00				10,368.00	\$1,814,400
22154	06DEC22	\$149.65				18,600.00	\$2,783,490
22158	23FEB23	\$648.00				77.00	\$49,896
406010M	ULTRA-HPTO	T	22136	09JUN22	\$212.00	25,713.00	\$5,451,156
421011M	SLURRY SEAL EMULSION	GAL	22104	24MAY22	\$11.09	44,662.00	\$495,302
			22109	12MAY22	\$10.76	44,500.00	\$478,820
			22111	21APR22	\$11.09	108,308.00	\$1,201,136
			22130	26MAY22	\$10.88	80,456.00	\$875,361
			22138	18AUG22	\$11.09	34,975.00	\$387,873
			22140	15SEP22	\$9.15	91,194.00	\$834,425
			22144	22SEP22	\$40.25	3,894.00	\$156,734
			22146	29SEP22	\$6.50	54,000.00	\$351,000

ITEM DATA AT CONTRACT LEVEL

ITEM NUMBER	DESCRIPTION	UNITS	CONTRACT	LETTING DATE	UNIT PRICE	QUANTITY	ITEM COST
421011M	SLURRY SEAL EMULSION	GAL	22150	29SEP22	\$11.73	57,297.00	\$672,094
			22151	06OCT22	\$11.73	57,813.00	\$678,146
			22154	06DEC22	\$14.32	104,198.00	\$1,492,115
			22155	20OCT22	\$11.74	47,926.00	\$562,651
			22160	09FEB23	\$12.38	33,381.00	\$413,257
507024P	CONCRETE BRIDGE DECK, HPC	CY	22119	07JUN22	\$1,950.00	220.00	\$429,000
			22122	12MAY22	\$2,000.00	141.00	\$282,000
			22124	09JUN22	\$1,100.00	421.00	\$463,100
			22135	15DEC22	\$1,300.00	840.00	\$1,092,000
			22158	23FEB23	\$1,800.00	1,615.00	\$2,907,000
511006P	STEEL SHEET PILING	SF	22112	02JUN22	\$385.00	15,005.00	\$5,776,925
607018P	9" X 16" CONCRETE VERTICAL CUR	LF	22103	12APR22	\$45.00	3,951.00	\$177,795
			22105	19MAY22	\$85.00	5,667.00	\$481,695
			22107	19MAY22	\$35.00	65,333.00	\$2,286,655
			22108	07APR22	\$86.50	2,151.00	\$186,062
			22110	02JUN22	\$89.00	1,924.00	\$171,236
			22112	02JUN22	\$53.00	10,594.00	\$561,482
			22113	21APR22	\$81.00	218.00	\$17,658
			22114	21APR22	\$45.00	464.00	\$20,880
			22115	05MAY22	\$114.00	820.00	\$93,480
			22117	24MAY22	\$86.00	17,204.00	\$1,479,544
			22118	21APR22	\$91.25	1,068.00	\$97,455
			22119	07JUN22	\$44.00	652.00	\$28,688
			22120	26MAY22	\$45.00	41,335.00	\$1,860,075
			22121	19MAY22	\$75.00	110.00	\$8,250
			22122	12MAY22	\$51.00	20.00	\$1,020
			22124	09JUN22	\$39.00	200.00	\$7,800
			22125	26MAY22	\$43.00	4,997.00	\$214,871
			22127	02JUN22	\$42.00	2,246.00	\$94,332
			22128	24MAY22	\$125.00	4,783.00	\$597,875
			22129	02JUN22	\$60.00	1,722.00	\$103,320
22131	19MAY22	\$110.00	1,037.00	\$114,070			
22132	02JUN22	\$130.00	1,089.00	\$141,570			
22135	15DEC22	\$40.00	3,999.00	\$159,960			
22137	04AUG22	\$55.00	1,823.00	\$100,265			
22139	06OCT22	\$40.00	1,220.00	\$48,800			
22140	15SEP22	\$75.00	100.00	\$7,500			

ITEM DATA AT CONTRACT LEVEL

ITEM NUMBER	DESCRIPTION	UNITS	CONTRACT	LETTING DATE	UNIT PRICE	QUANTITY	ITEM COST
607018P	9" X 16" CONCRETE VERTICAL CUR	LF	22142	22SEP22	\$385.00	80.00	\$30,800
			22148	01NOV22	\$125.00	556.00	\$69,500
			22149	22SEP22	\$40.00	6,979.00	\$279,160
			22150	29SEP22	\$900.00	20.00	\$18,000
			22152	20OCT22	\$110.00	385.00	\$42,350
			22158	23FEB23	\$77.00	138.00	\$10,626
			22447	23JUN22	\$63.00	179.00	\$11,277
			22463	26MAY22	\$50.00	100.00	\$5,000
			22464	02JUN22	\$60.00	100.00	\$6,000
			23401	24JAN23	\$88.00	7,497.00	\$659,736
			23402	07FEB23	\$66.04	4,688.00	\$309,600
			23403	05JAN23	\$85.81	4,393.00	\$376,977
			23404	01DEC22	\$87.22	2,884.00	\$251,550
			23406	22DEC22	\$73.05	2,863.00	\$209,136
			23407	09FEB23	\$22.45	1,685.00	\$37,825
			23408	14FEB23	\$45.00	811.00	\$36,495
			23446	14FEB23	\$40.00	100.00	\$4,000
			609003M	BEAM GUIDE RAIL	LF	22103	12APR22
22107	19MAY22	\$32.00				2,138.00	\$68,416
22108	07APR22	\$38.00				23,950.00	\$910,100
22110	02JUN22	\$40.00				1,250.00	\$50,000
22112	02JUN22	\$38.00				8,346.00	\$317,148
22114	21APR22	\$70.00				17.00	\$1,190
22115	05MAY22	\$39.00				337.00	\$13,143
22117	24MAY22	\$40.00				24,658.00	\$986,320
22119	07JUN22	\$38.00				2,726.00	\$103,588
22120	26MAY22	\$31.50				3,571.00	\$112,487
22121	19MAY22	\$38.00				400.00	\$15,200
22122	12MAY22	\$40.00				1,187.00	\$47,480
22123	12MAY22	\$40.00				3,976.00	\$159,040
22124	09JUN22	\$30.00				1,305.00	\$39,150
22125	26MAY22	\$40.00				9,222.00	\$368,880
22127	02JUN22	\$53.75				622.00	\$33,433
22128	24MAY22	\$41.00				7,438.00	\$304,958
22131	19MAY22	\$37.00				976.00	\$36,112
22132	02JUN22	\$49.50				257.00	\$12,722
22135	15DEC22	\$31.00				673.00	\$20,863
22137	04AUG22	\$42.00				126.00	\$5,292
22139	06OCT22	\$80.00				63.00	\$5,040
22148	01NOV22	\$48.00				325.00	\$15,600
22149	22SEP22	\$47.00	1,129.00	\$53,063			

ITEM DATA AT CONTRACT LEVEL

ITEM NUMBER	DESCRIPTION	UNITS	CONTRACT	LETTING DATE	UNIT PRICE	QUANTITY	ITEM COST
609003M	BEAM GUIDE RAIL	LF	22158	23FEB23	\$39.00	1,432.00	\$55,848
			22447	23JUN22	\$40.00	376.00	\$15,040
			22463	26MAY22	\$69.50	55,600.00	\$3,864,200
			22464	02JUN22	\$52.00	37,000.00	\$1,924,000
			23446	14FEB23	\$49.00	34,635.00	\$1,697,115
610003M	TRAFFIC STRIPES, 4"	LF	21410	10JAN23	\$1.00	15,000.00	\$15,000
			22103	12APR22	\$1.20	20,832.00	\$24,998
			22104	24MAY22	\$0.90	148,150.00	\$133,335
			22105	19MAY22	\$0.65	39,095.00	\$25,412
			22107	19MAY22	\$0.75	323,186.00	\$242,390
			22108	07APR22	\$2.50	400.00	\$1,000
			22109	12MAY22	\$0.57	86,069.00	\$49,059
			22110	02JUN22	\$0.45	141,750.00	\$63,788
			22111	21APR22	\$0.59	192,200.00	\$113,398
			22112	02JUN22	\$0.55	32,100.00	\$17,655
			22113	21APR22	\$0.40	240,000.00	\$96,000
			22114	21APR22	\$2.00	2,550.00	\$5,100
			22115	05MAY22	\$0.40	200,000.00	\$80,000
			22116	28APR22	\$1.50	2,160.00	\$3,240
			22117	24MAY22	\$0.45	126,800.00	\$57,060
			22118	21APR22	\$0.39	62,570.00	\$24,402
			22119	07JUN22	\$1.30	4,252.00	\$5,528
			22120	26MAY22	\$0.40	386,374.00	\$154,550
			22121	19MAY22	\$1.50	2,000.00	\$3,000
			22122	12MAY22	\$0.90	4,868.00	\$4,381
			22123	12MAY22	\$0.65	41,965.00	\$27,277
			22124	09JUN22	\$0.55	2,980.00	\$1,639
			22127	02JUN22	\$0.60	14,520.00	\$8,712
			22129	02JUN22	\$0.65	7,920.00	\$5,148
			22130	26MAY22	\$0.95	222,470.00	\$211,347
			22131	19MAY22	\$0.65	19,355.00	\$12,581
			22132	02JUN22	\$1.60	3,108.00	\$4,973
			22135	15DEC22	\$0.40	123,000.00	\$49,200
			22136	09JUN22	\$0.41	234,200.00	\$96,022
			22137	04AUG22	\$0.53	26,057.00	\$13,810
22138	18AUG22	\$0.66	82,295.00	\$54,315			
22139	06OCT22	\$0.78	6,288.00	\$4,905			
22144	22SEP22	\$0.50	64,837.00	\$32,419			
22145	13OCT22	\$1.13	146,355.00	\$165,381			
22146	29SEP22	\$1.00	11,860.00	\$11,860			
22147	27SEP22	\$0.82	250,000.00	\$205,000			

ITEM DATA AT CONTRACT LEVEL

ITEM NUMBER	DESCRIPTION	UNITS	CONTRACT	LETTING DATE	UNIT PRICE	QUANTITY	ITEM COST
610003M	TRAFFIC STRIPES, 4"	LF	22148	01NOV22	\$0.80	5,624.00	\$4,499
			22149	22SEP22	\$0.38	42,300.00	\$16,074
			22150	29SEP22	\$0.59	167,000.00	\$98,530
			22151	06OCT22	\$0.56	210,000.00	\$117,600
			22152	20OCT22	\$0.65	4,200.00	\$2,730
			22155	20OCT22	\$0.54	98,100.00	\$52,974
			22156	01DEC22	\$0.66	70,500.00	\$46,530
			22158	23FEB23	\$1.00	950.00	\$950
			22159	19JAN23	\$0.35	94,500.00	\$33,075
			22160	09FEB23	\$0.65	93,000.00	\$60,450
			22447	23JUN22	\$1.00	10,000.00	\$10,000
			22450	10JAN23	\$1.00	15,000.00	\$15,000
			22451	19JAN23	\$1.00	15,000.00	\$15,000
			23401	24JAN23	\$0.40	338,169.00	\$135,268
			23402	07FEB23	\$0.35	245,113.00	\$85,790
			23403	05JAN23	\$0.35	246,763.00	\$86,899
			23404	01DEC22	\$0.39	352,426.00	\$137,446
			23406	22DEC22	\$0.50	297,665.00	\$148,833
			23407	09FEB23	\$0.61	342,716.00	\$210,537
			23408	14FEB23	\$0.38	141,469.00	\$53,758
23412	06DEC22	\$0.41	600000.00	\$2,460,000			
23448	12JAN23	\$1.35	88,000.00	\$118,500			
23449	19JAN23	\$1.20	50,640.00	\$60,800			
651064P	12" DUCTILE IRON WATER PIPE, C	LF	22107	19MAY22	\$325.00	6,610.00	\$2,148,250
			22117	24MAY22	\$495.00	105.00	\$51,975
			22119	07JUN22	\$625.00	40.00	\$25,000
			22120	26MAY22	\$425.00	21,850.00	\$9,286,250
704002M	ITS CONDUIT, TYPE A	LF	22105	19MAY22	\$60.00	158.00	\$9,480
			22107	19MAY22	\$70.62	36,012.00	\$2,543,340
			22112	02JUN22	\$57.00	6,036.00	\$344,052
			22120	26MAY22	\$87.50	18,600.00	\$1,627,500
			22121	19MAY22	\$95.00	404.00	\$38,380
			22129	02JUN22	\$45.00	990.00	\$44,550
			22135	15DEC22	\$50.00	2,164.00	\$108,200
			22137	04AUG22	\$50.00	1,052.00	\$52,600
			22148	01NOV22	\$62.00	29,272.00	\$1,814,864
22158	23FEB23	\$25.00	1,464.00	\$36,600			

ITEM DATA AT CONTRACT LEVEL

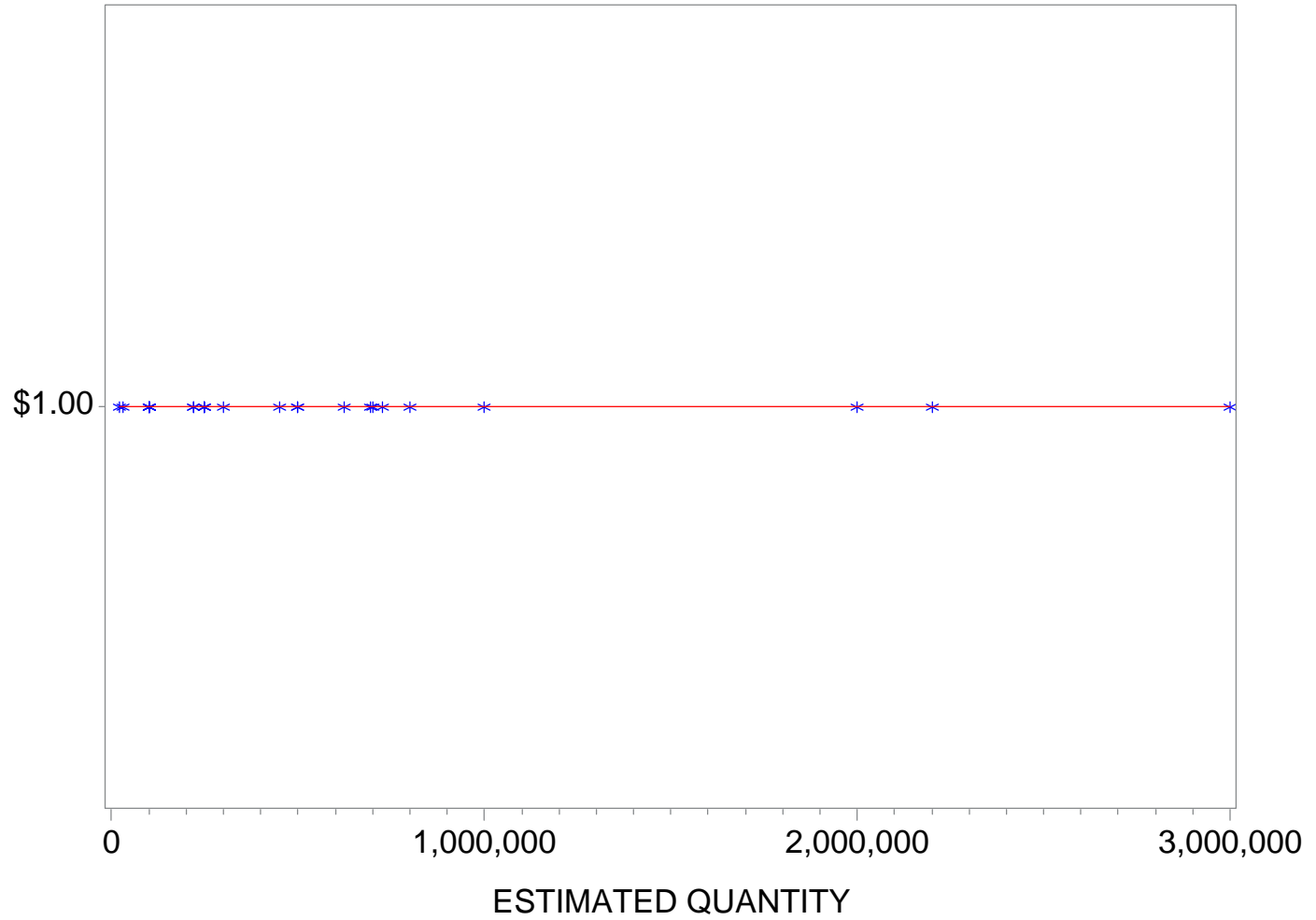
ITEM NUMBER	DESCRIPTION	UNITS	CONTRACT	LETTING DATE	UNIT PRICE	QUANTITY	ITEM COST
MMB089M	DECK JOINT REPAIR	LF	21410	10JAN23	\$138.00	18,570.00	\$2,562,660
			22447	23JUN22	\$175.00	50.00	\$8,750
			22450	10JAN23	\$118.00	12,681.00	\$1,496,358
			22451	19JAN23	\$125.00	9,084.00	\$1,135,500
MMB186M	LABOR CREW	HOUR	23422	13OCT22	\$434.39	20,600.00	\$8,948,331
			23423	25OCT22	\$484.43	14,800.00	\$7,169,490
			23424	20OCT22	\$470.43	5,000.00	\$2,352,150
			23425	20OCT22	\$437.78	49,000.00	\$21,451,380
			23426	25OCT22	\$484.44	18,000.00	\$8,719,920
			23427	27OCT22	\$482.01	6,400.00	\$3,084,832
			23428	08DEC22	\$422.86	4,375.00	\$1,850,000
			23429	13DEC22	\$525.86	4,375.00	\$2,300,625
			23430	15DEC22	\$560.60	4,375.00	\$2,452,613
			23431	10NOV22	\$607.18	21,000.00	\$12,750,780
			23432	15NOV22	\$607.47	15,000.00	\$9,112,050
			23433	17NOV22	\$663.12	8,500.00	\$5,636,520
			23434	27OCT22	\$612.76	13,000.00	\$7,965,840
			23435	01NOV22	\$634.82	11,000.00	\$6,983,030
			23436	03NOV22	\$601.16	7,500.00	\$4,508,675
MMG094M	DREDG, PROCESSING, TRNSPRT, PL	CY	22471	28JUL22	\$125.75	19,071.00	\$2,398,178
			23701	18AUG22	\$170.00	23,468.00	\$3,989,560
MMG095M	ADJUSTMENT FACTOR	PCT	22441	19MAY22	\$0.73	6900000.00	\$5,029,410
			22442	24MAY22	\$0.85	11000000.0	\$9,326,900
			22443	26MAY22	\$0.85	6500000.00	\$5,508,100
			22444	23JUN22	\$0.84	1265000.00	\$1,062,600



New Jersey Department of Transportation  
Apr 2022 - Mar 2023

ITEM=109006M DESCRIPTION=FORCE ACCOUNT UNITS=DOLL

UNIT PRICE BID




# New Jersey Department of Transportation Apr 2022 - Mar 2023

ITEM=157004M DESCRIPTION=CONSTRUCTION LAYOUT UNITS=DOLL

UNIT PRICE BID

\$1,300,000.00  
\$1,200,000.00  
\$1,100,000.00  
\$1,000,000.00  
\$900,000.00  
\$800,000.00  
\$700,000.00  
\$600,000.00  
\$500,000.00  
\$400,000.00  
\$300,000.00  
\$200,000.00  
\$100,000.00  
\$0.00



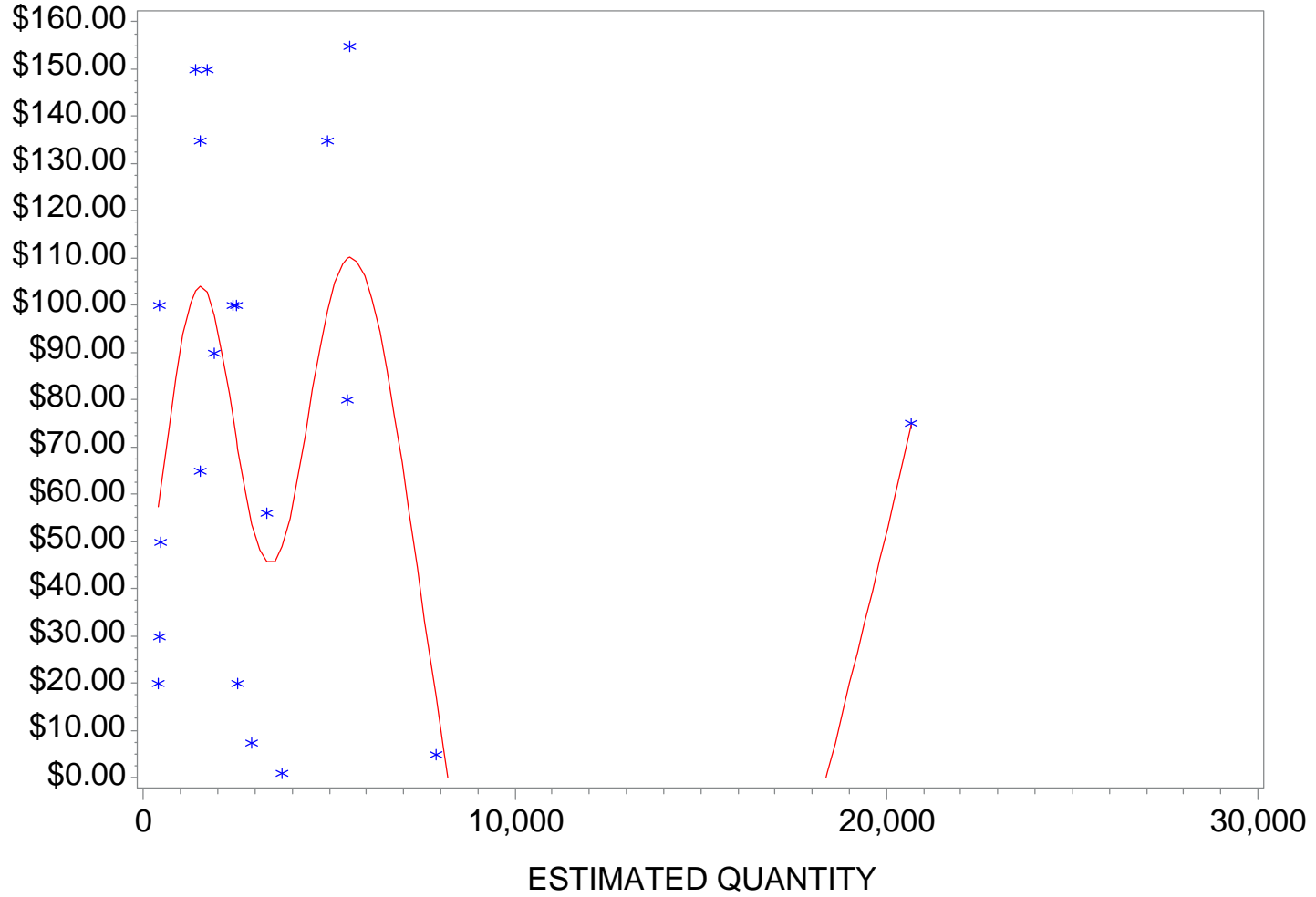
1

ESTIMATED QUANTITY

# New Jersey Department of Transportation Apr 2022 - Mar 2023

ITEM=159021P DESCRIPTION=CONSTRUCTION BARRIER CURB UNITS=LF

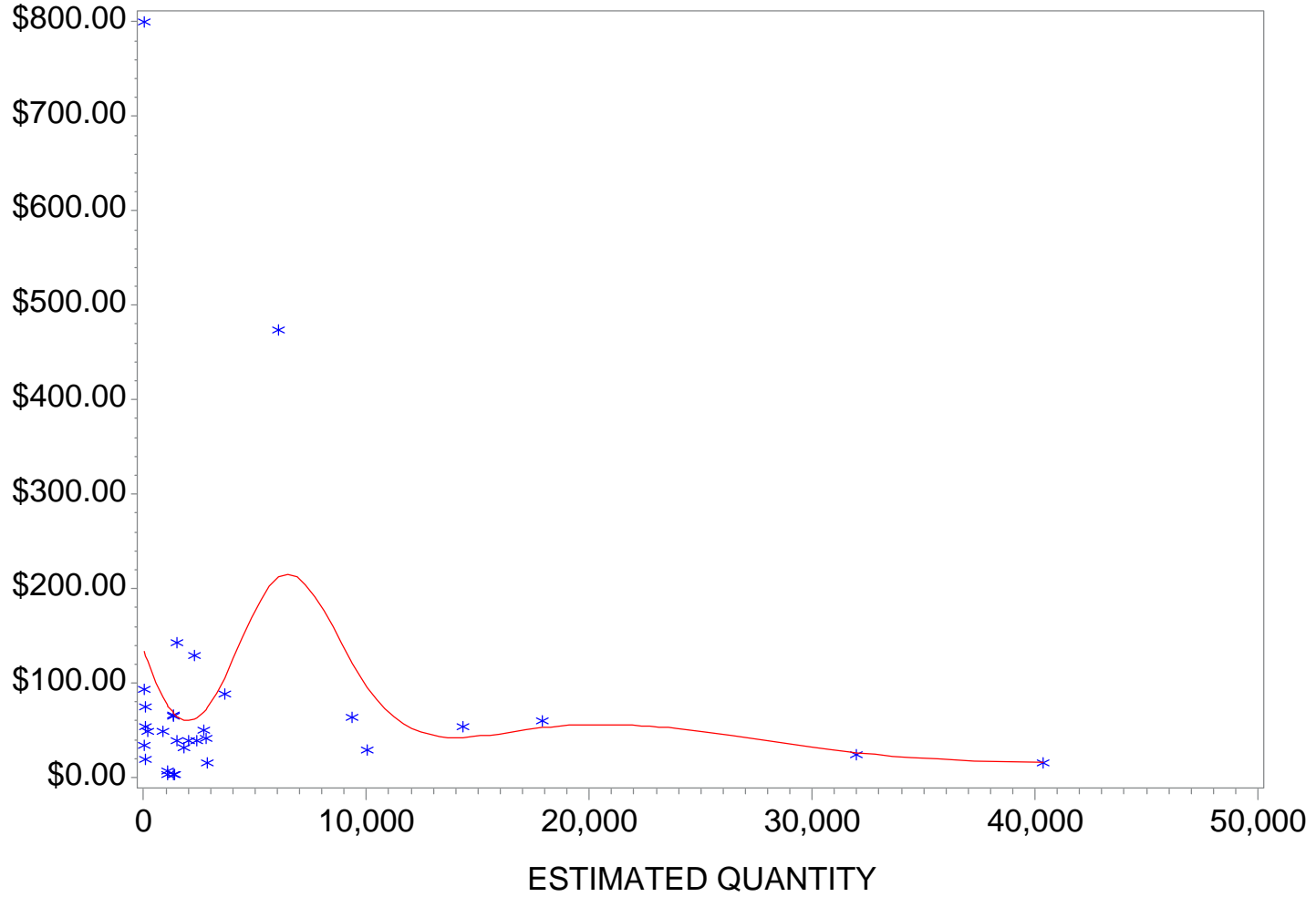
UNIT PRICE BID



# New Jersey Department of Transportation Apr 2022 - Mar 2023

ITEM=202009P DESCRIPTION=EXCAVATION, UNCLASSIFIED UNITS=CY

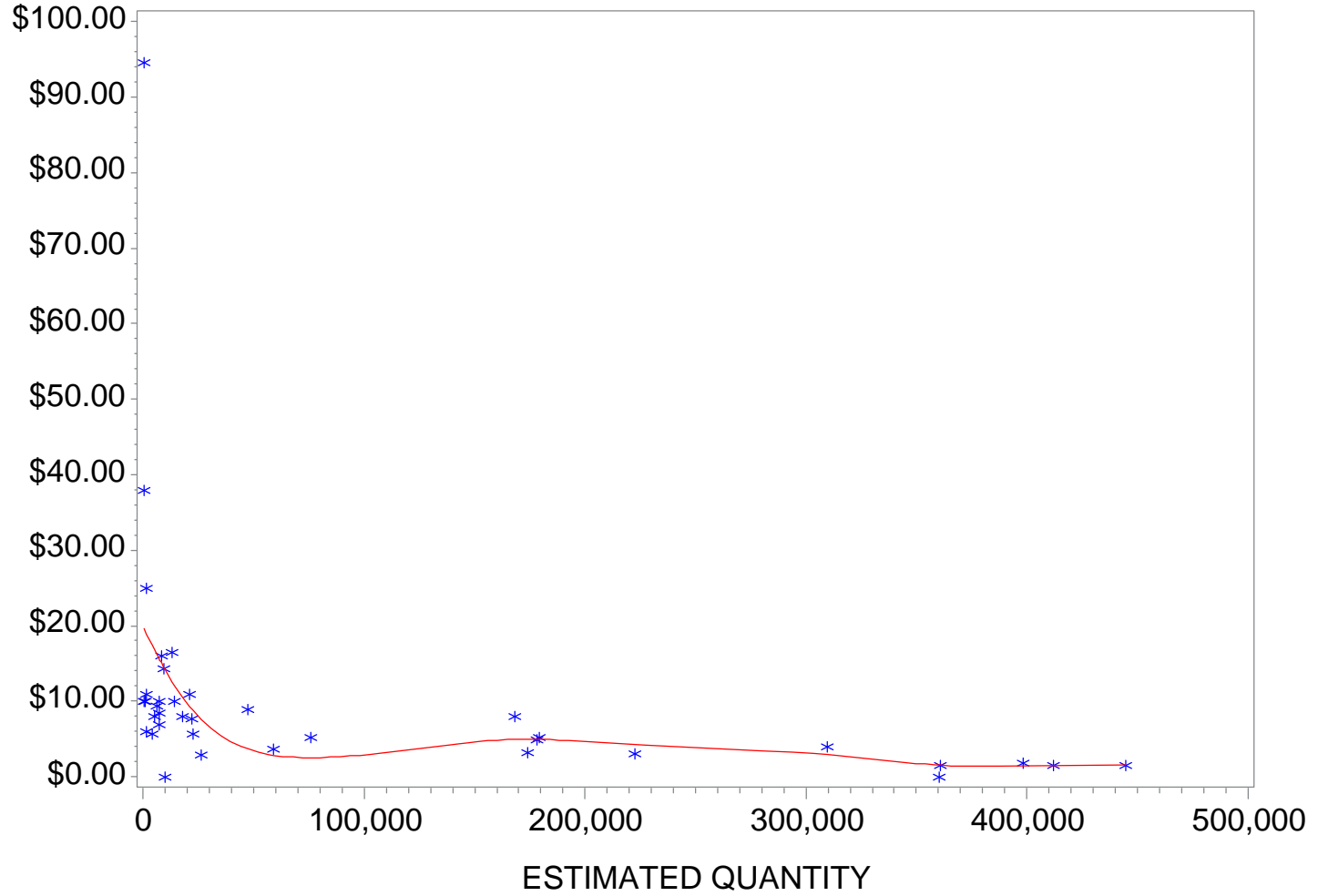
UNIT PRICE BID



# New Jersey Department of Transportation Apr 2022 - Mar 2023

ITEM=401009P DESCRIPTION=HMA MILLING, 3" OR LESS UNITS=SY

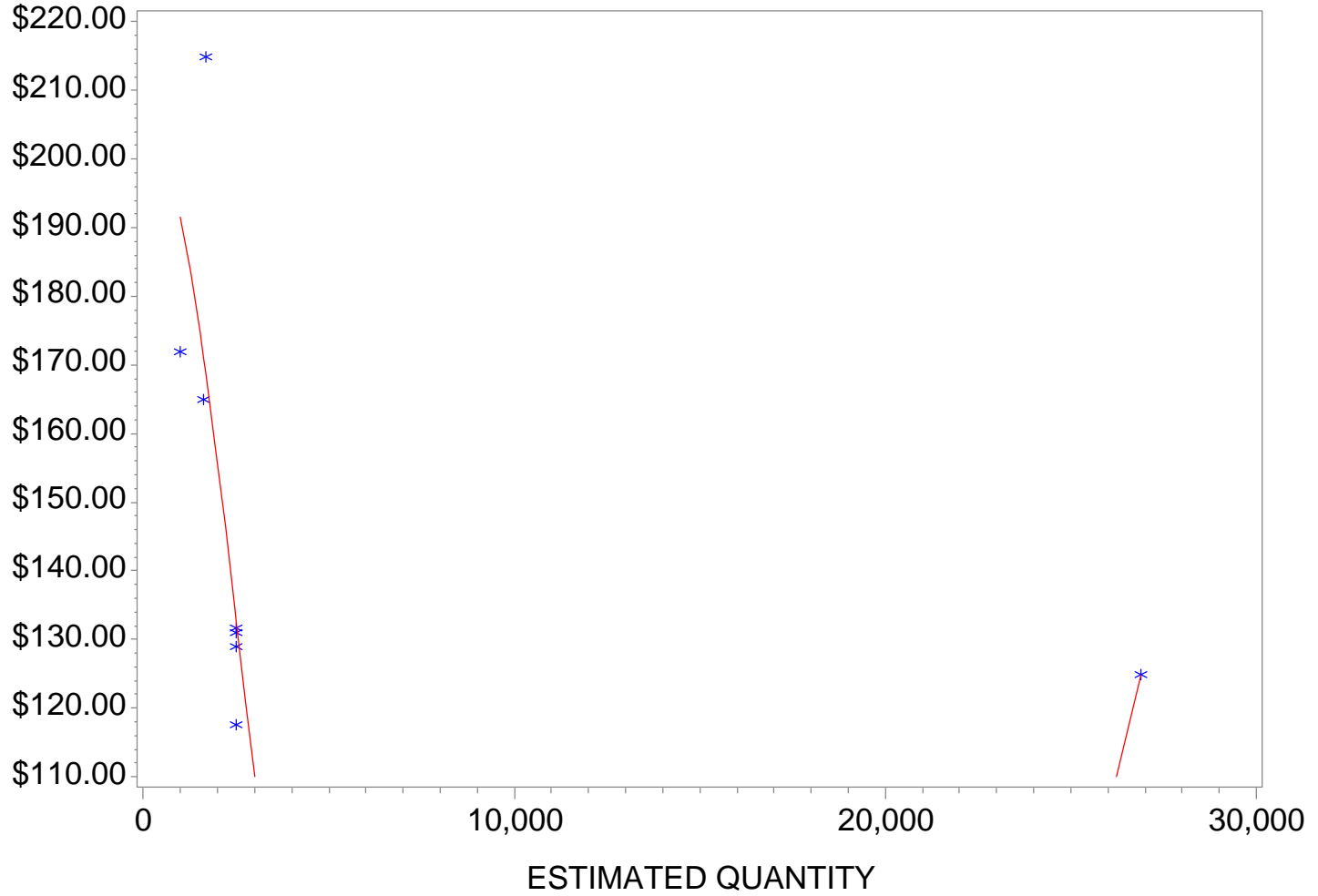
UNIT PRICE BID



# New Jersey Department of Transportation Apr 2022 - Mar 2023

ITEM=401049M DESCRIPTION=HOT MIX ASPHALT 9.5 ME SURFACE UNITS=T

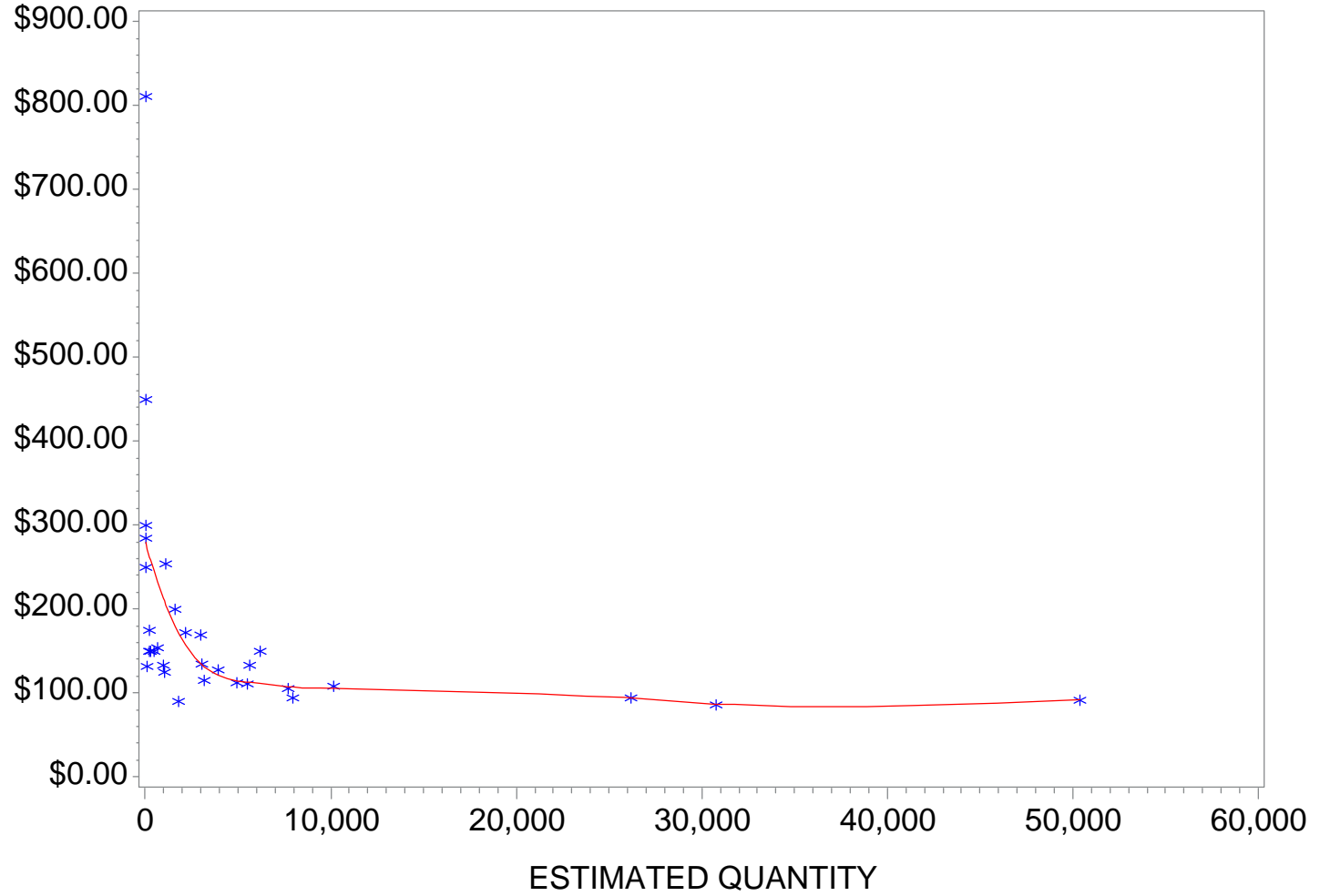
UNIT PRICE BID



# New Jersey Department of Transportation Apr 2022 - Mar 2023

ITEM=401054M DESCRIPTION=HOT MIX ASPHALT 12.5 M 64 SURF UNITS=T

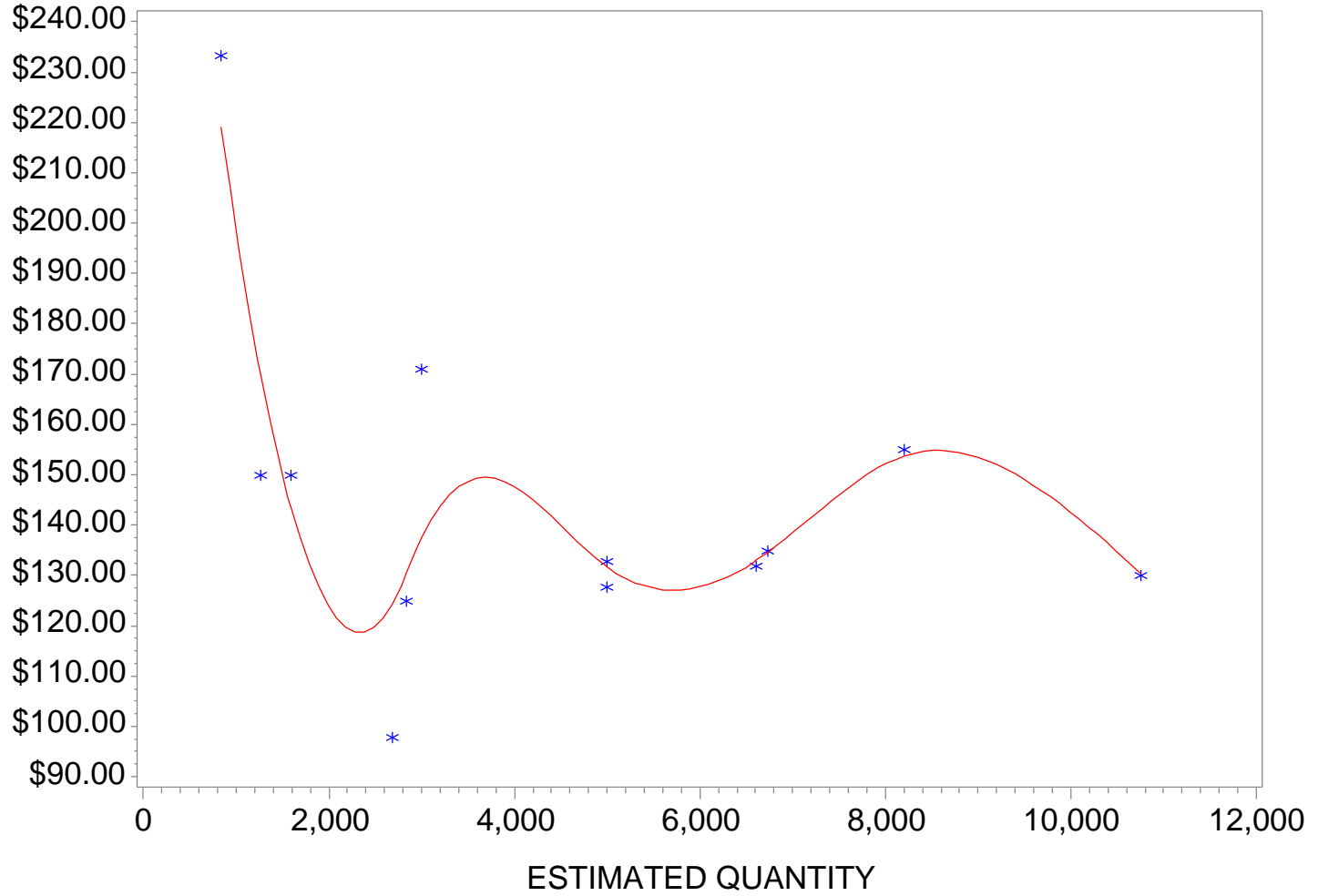
UNIT PRICE BID



# New Jersey Department of Transportation Apr 2022 - Mar 2023

ITEM=401061M DESCRIPTION=HMA 12.5 M E SURFACE COURSE UNITS=T

UNIT PRICE BID

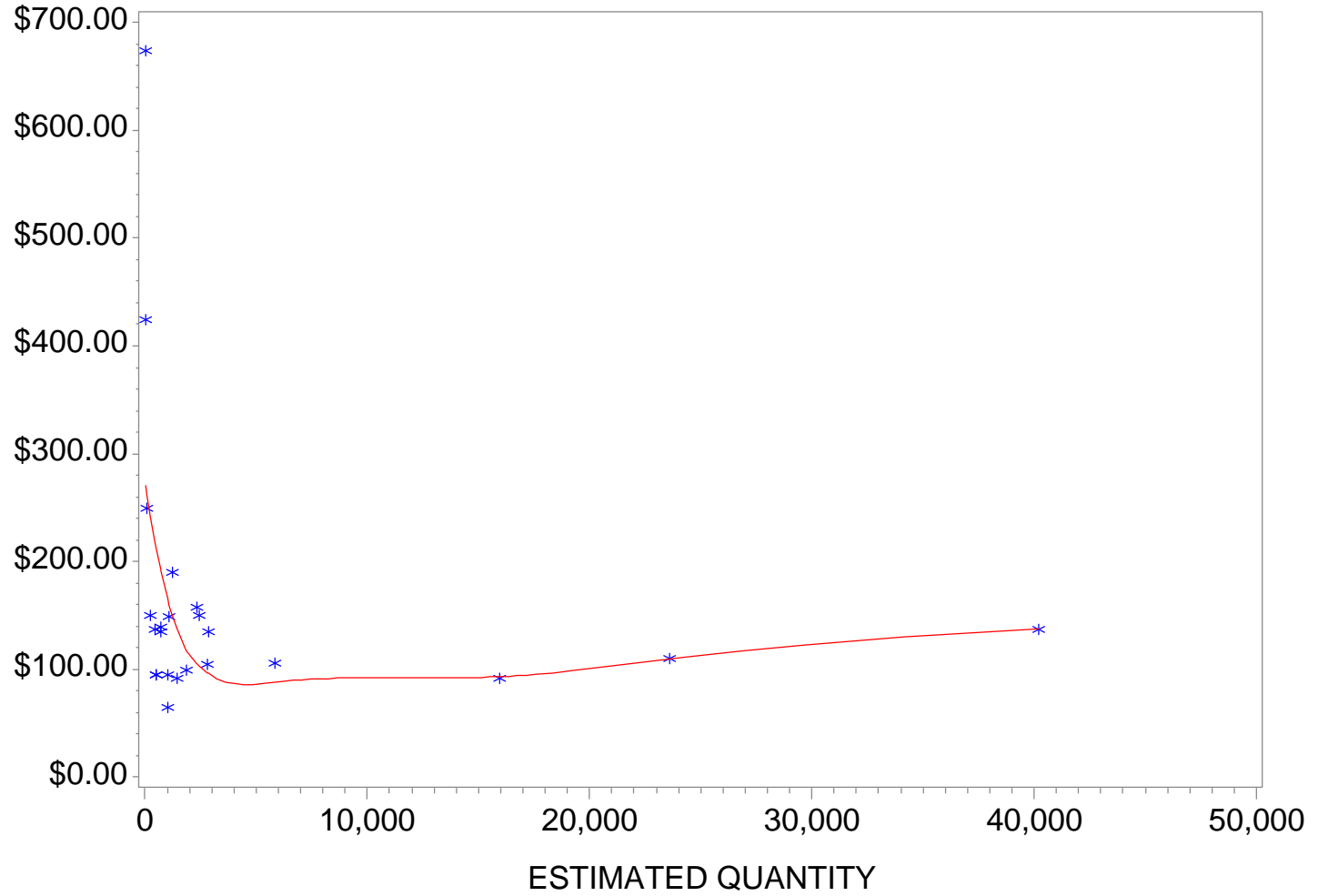




# New Jersey Department of Transportation Apr 2022 - Mar 2023

ITEM=401099M DESCRIPTION=HOT MIX ASPHALT 25 M 64 BASE C UNITS=T

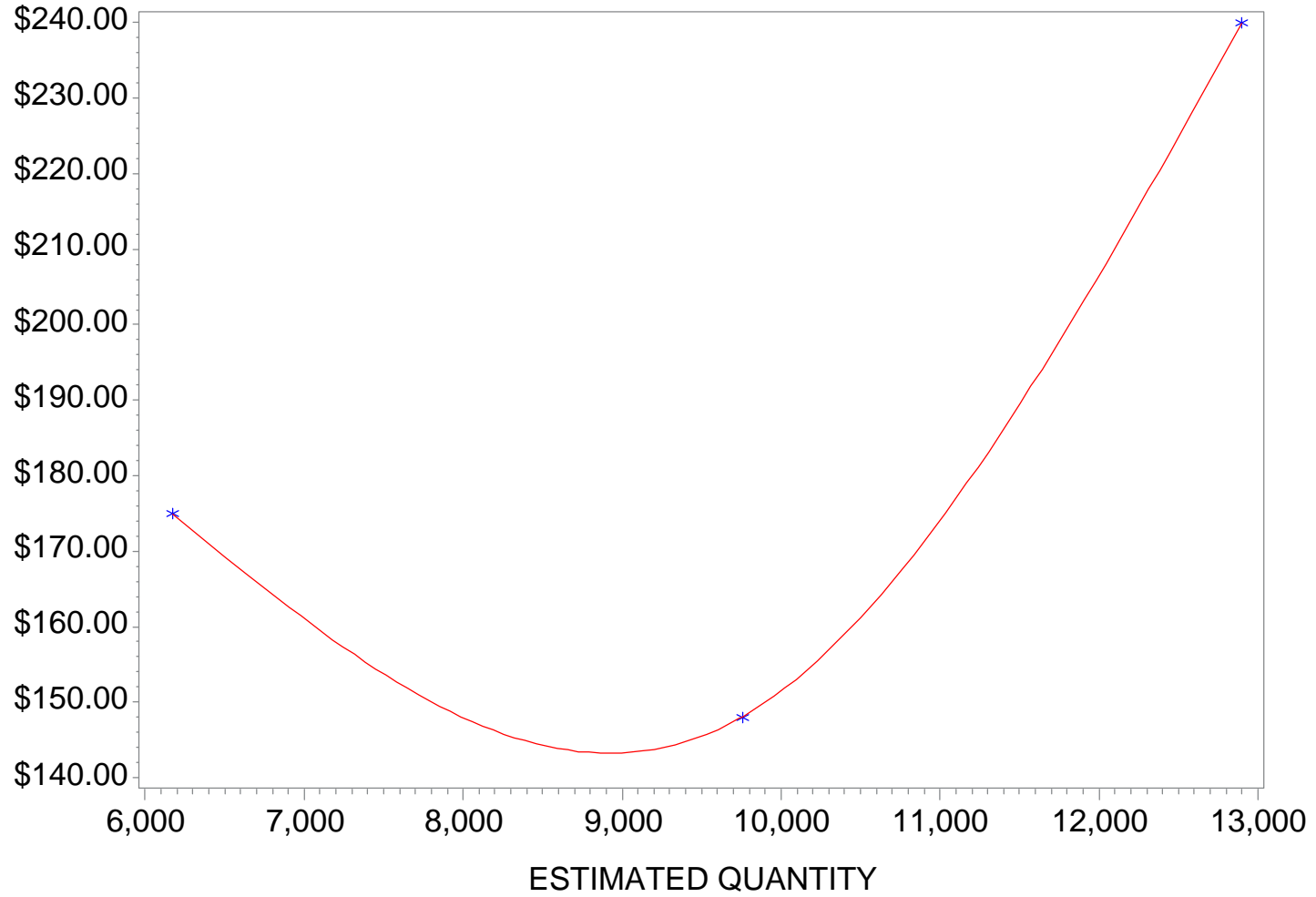
UNIT PRICE BID



# New Jersey Department of Transportation Apr 2022 - Mar 2023

ITEM=403003M DESCRIPTION=ULTRA-THIN FRICTION COURSE UNITS=T

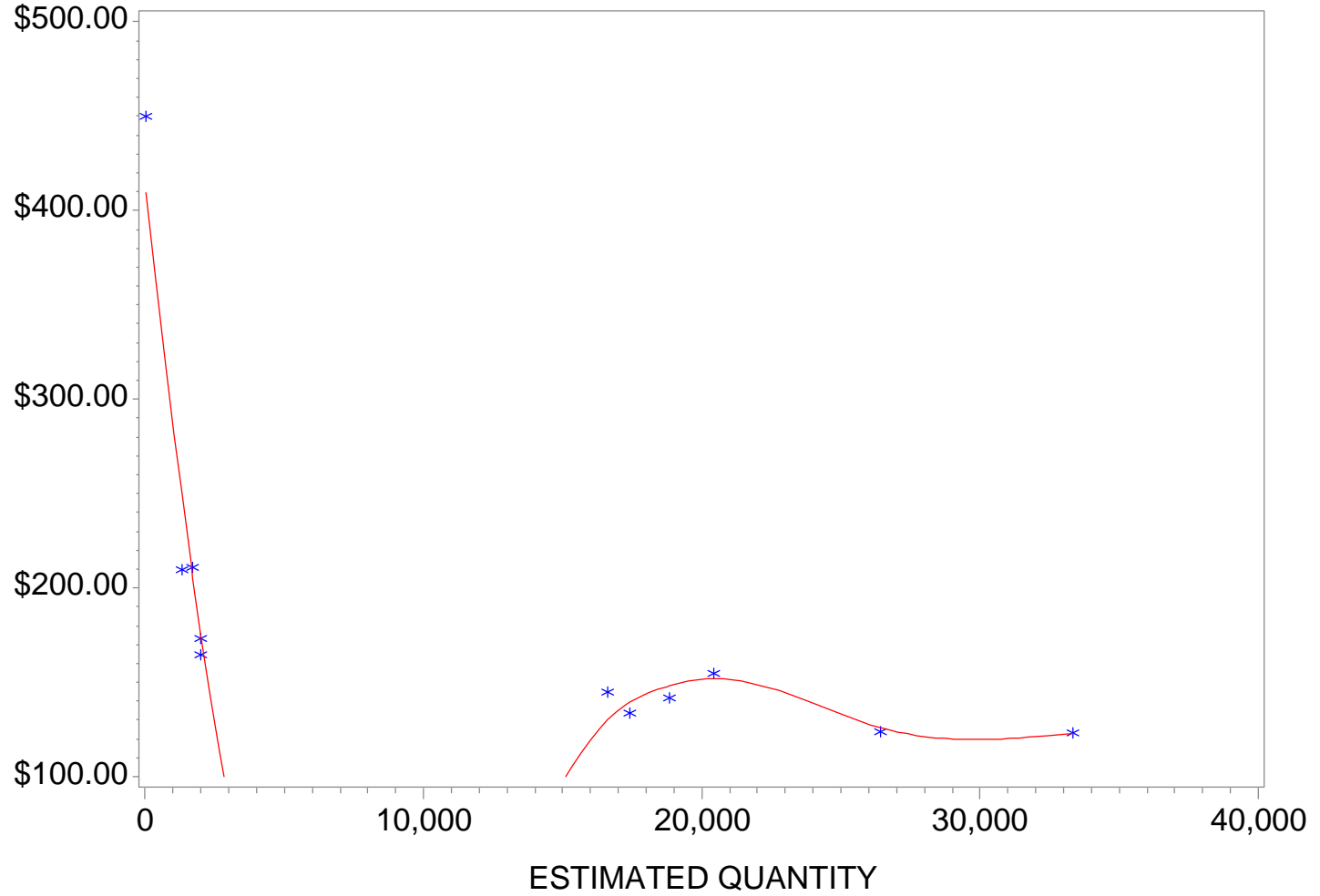
UNIT PRICE BID



# New Jersey Department of Transportation Apr 2022 - Mar 2023

ITEM=404006M DESCRIPTION=STONE MATRIX ASPHALT 12.5 MM S UNITS=T

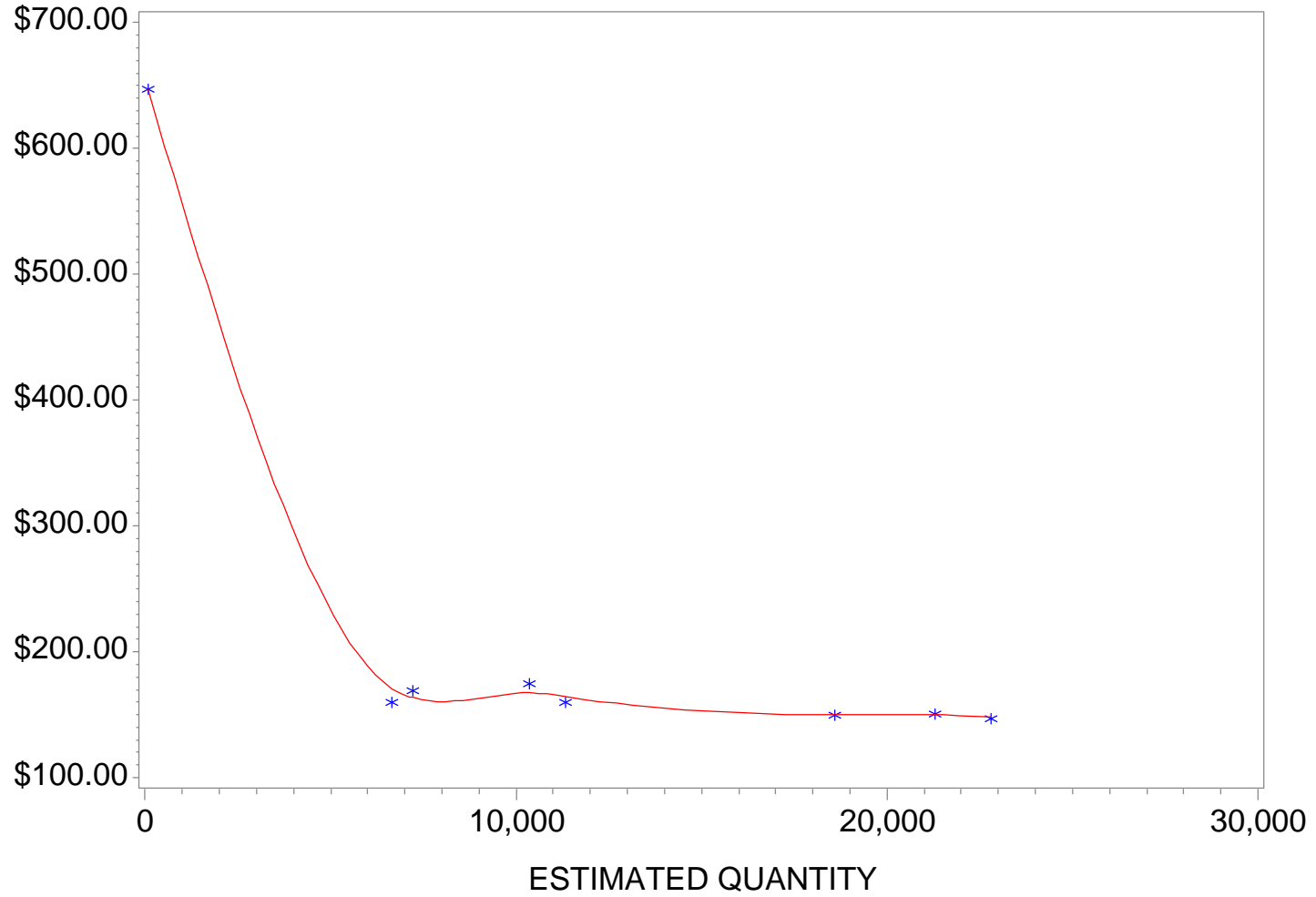
UNIT PRICE BID



# New Jersey Department of Transportation Apr 2022 - Mar 2023

ITEM=406005M DESCRIPTION=HIGH PERFORMANCE THIN OVERLAY UNITS=T


UNIT PRICE BID



New Jersey Department of Transportation  
Apr 2022 - Mar 2023

ITEM=406010M DESCRIPTION=ULTRA-HPTO UNITS=T

UNIT PRICE BID

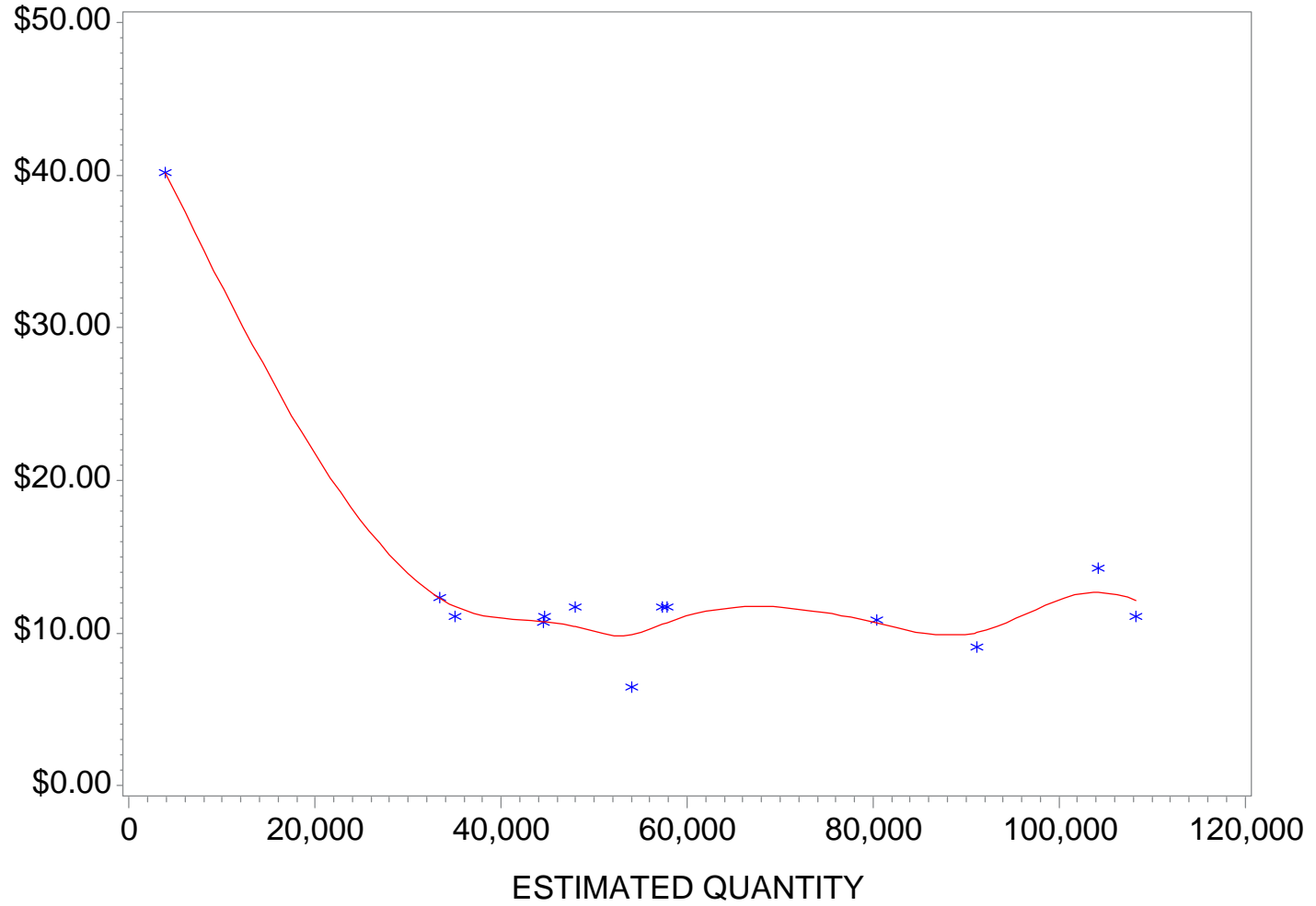


ESTIMATED QUANTITY

# New Jersey Department of Transportation Apr 2022 - Mar 2023

ITEM=421011M DESCRIPTION=SLURRY SEAL EMULSION UNITS=GAL

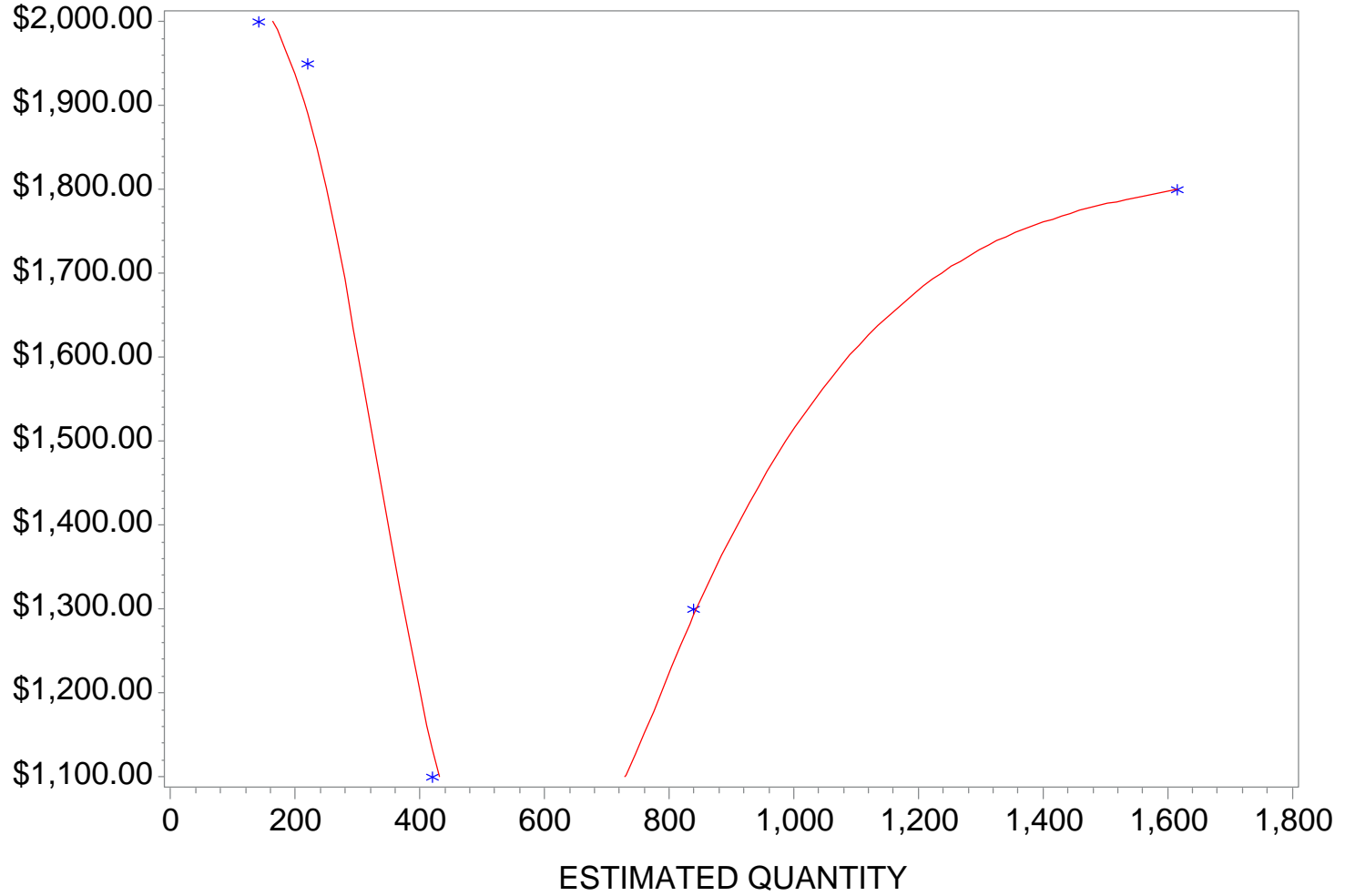
UNIT PRICE BID



# New Jersey Department of Transportation Apr 2022 - Mar 2023

ITEM=507024P DESCRIPTION=CONCRETE BRIDGE DECK, HPC UNITS=CY


UNIT PRICE BID



New Jersey Department of Transportation  
Apr 2022 - Mar 2023

ITEM=511006P DESCRIPTION=STEEL SHEET PILING UNITS=SF

UNIT PRICE BID

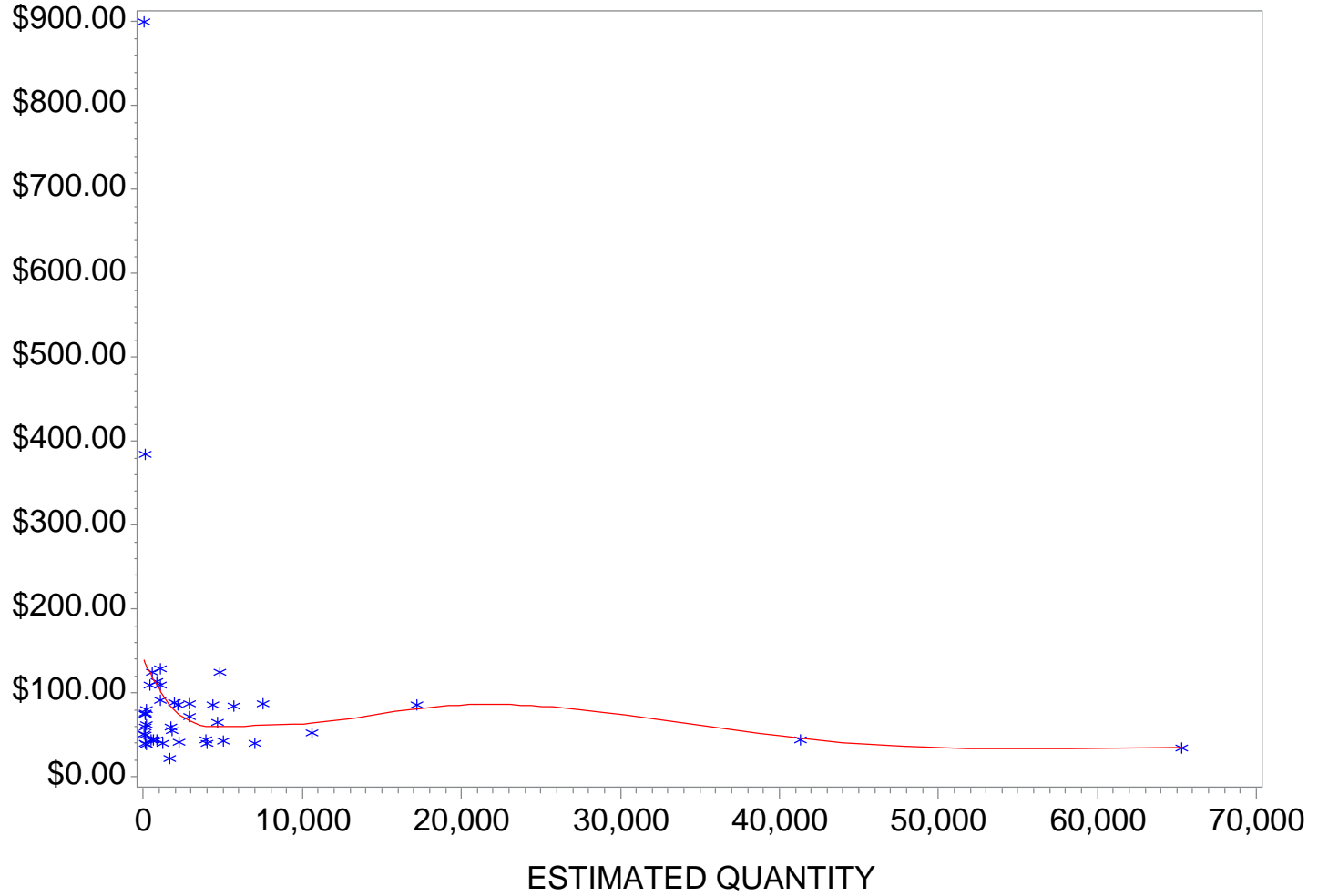




# New Jersey Department of Transportation Apr 2022 - Mar 2023

ITEM=607018P DESCRIPTION=9" X 16" CONCRETE VERTICAL CUR UNITS=LF

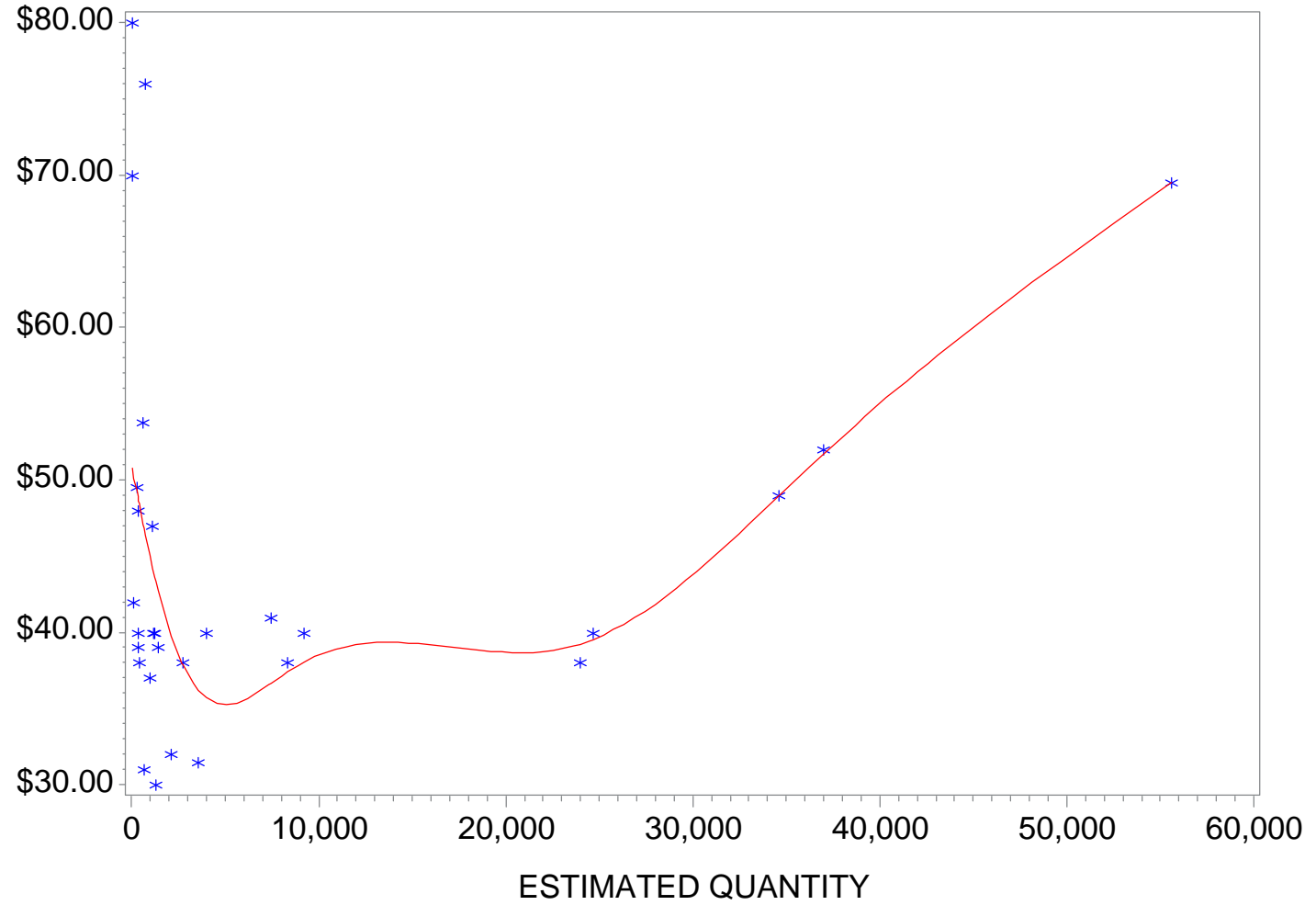
UNIT PRICE BID



# New Jersey Department of Transportation Apr 2022 - Mar 2023

ITEM=609003M DESCRIPTION=BEAM GUIDE RAIL UNITS=LF

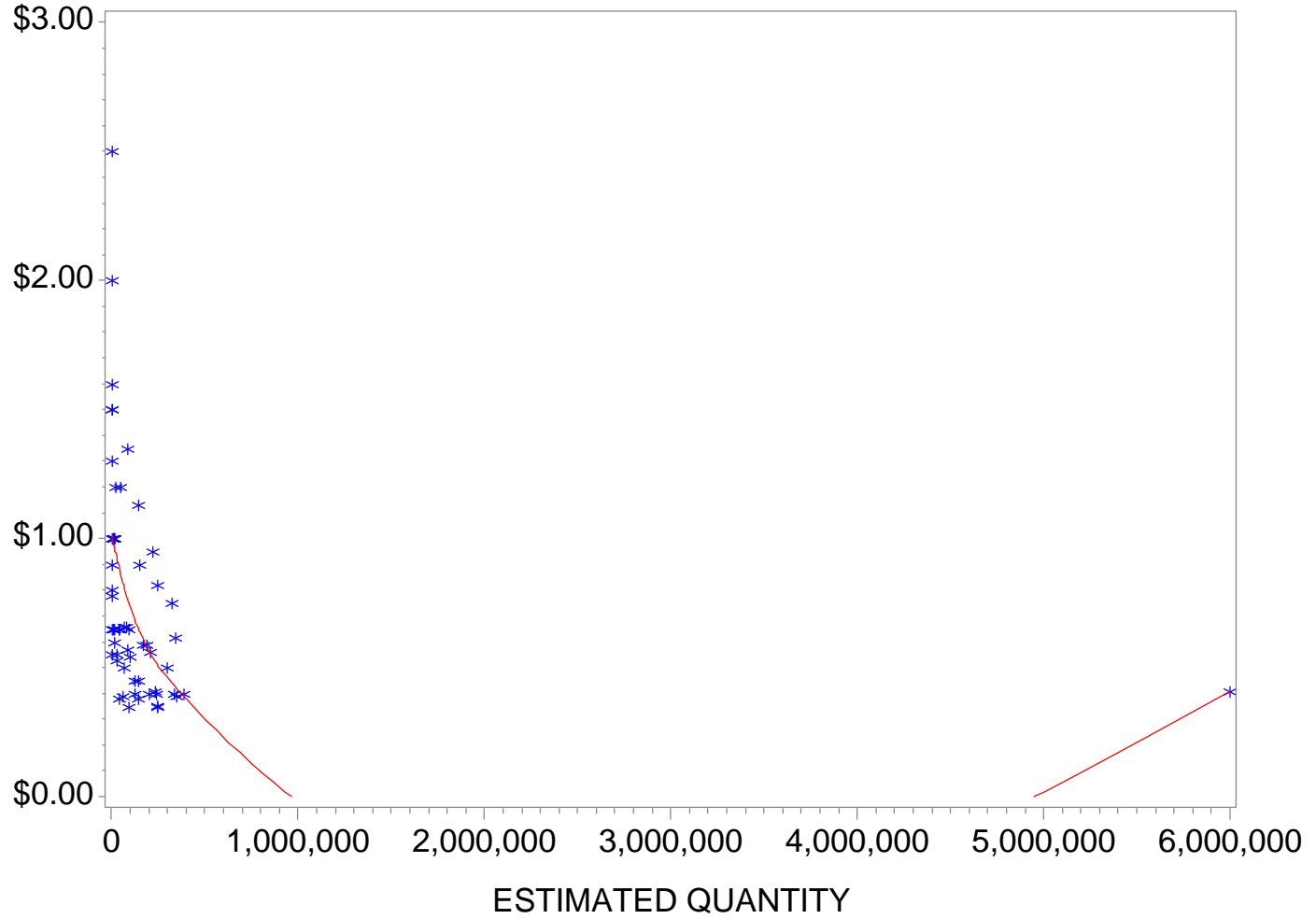
UNIT PRICE BID



# New Jersey Department of Transportation Apr 2022 - Mar 2023

ITEM=610003M DESCRIPTION=TRAFFIC STRIPES, 4" UNITS=LF

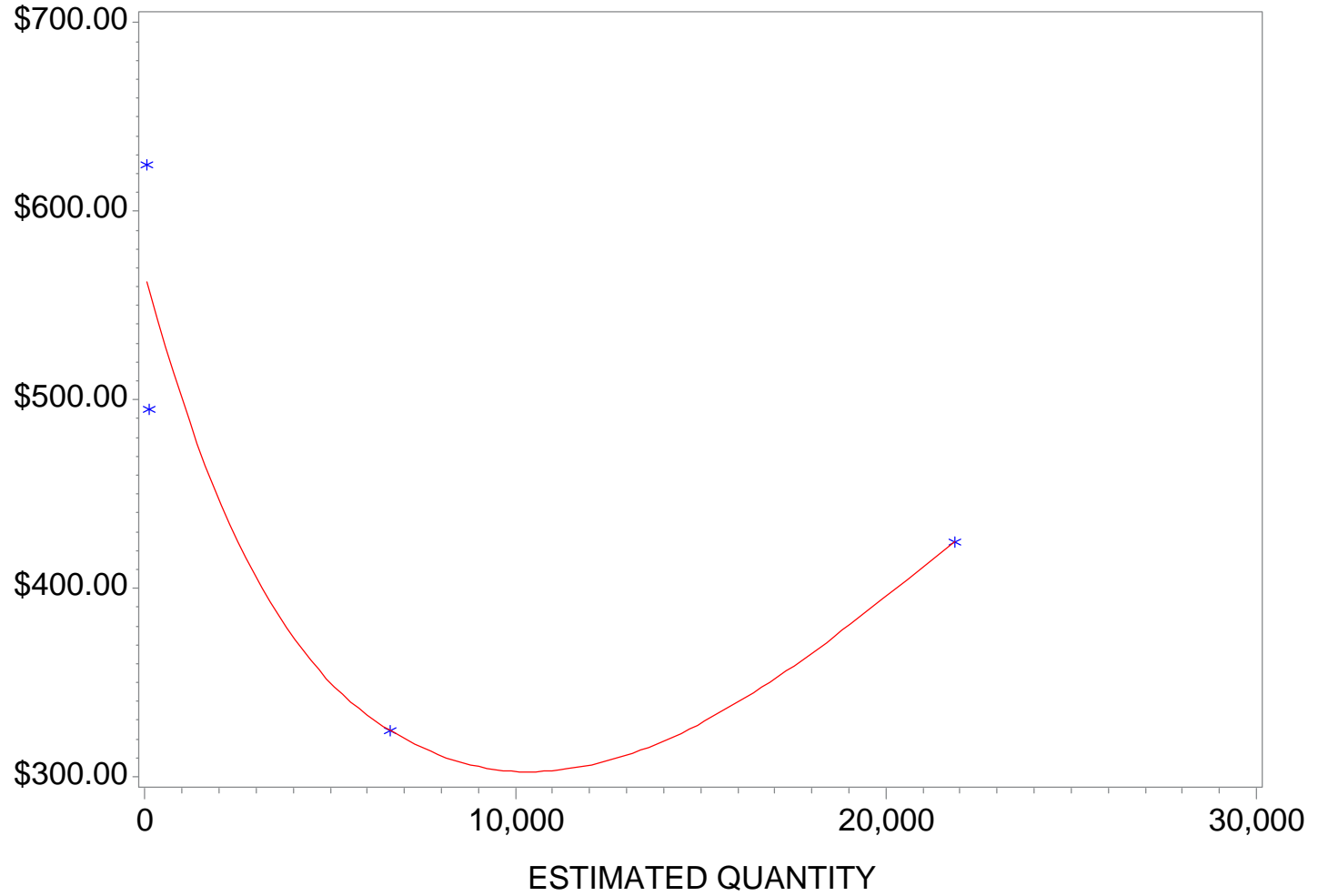
UNIT PRICE BID



### New Jersey Department of Transportation Apr 2022 - Mar 2023

ITEM=651064P DESCRIPTION=12" DUCTILE IRON WATER PIPE, C UNITS=LF

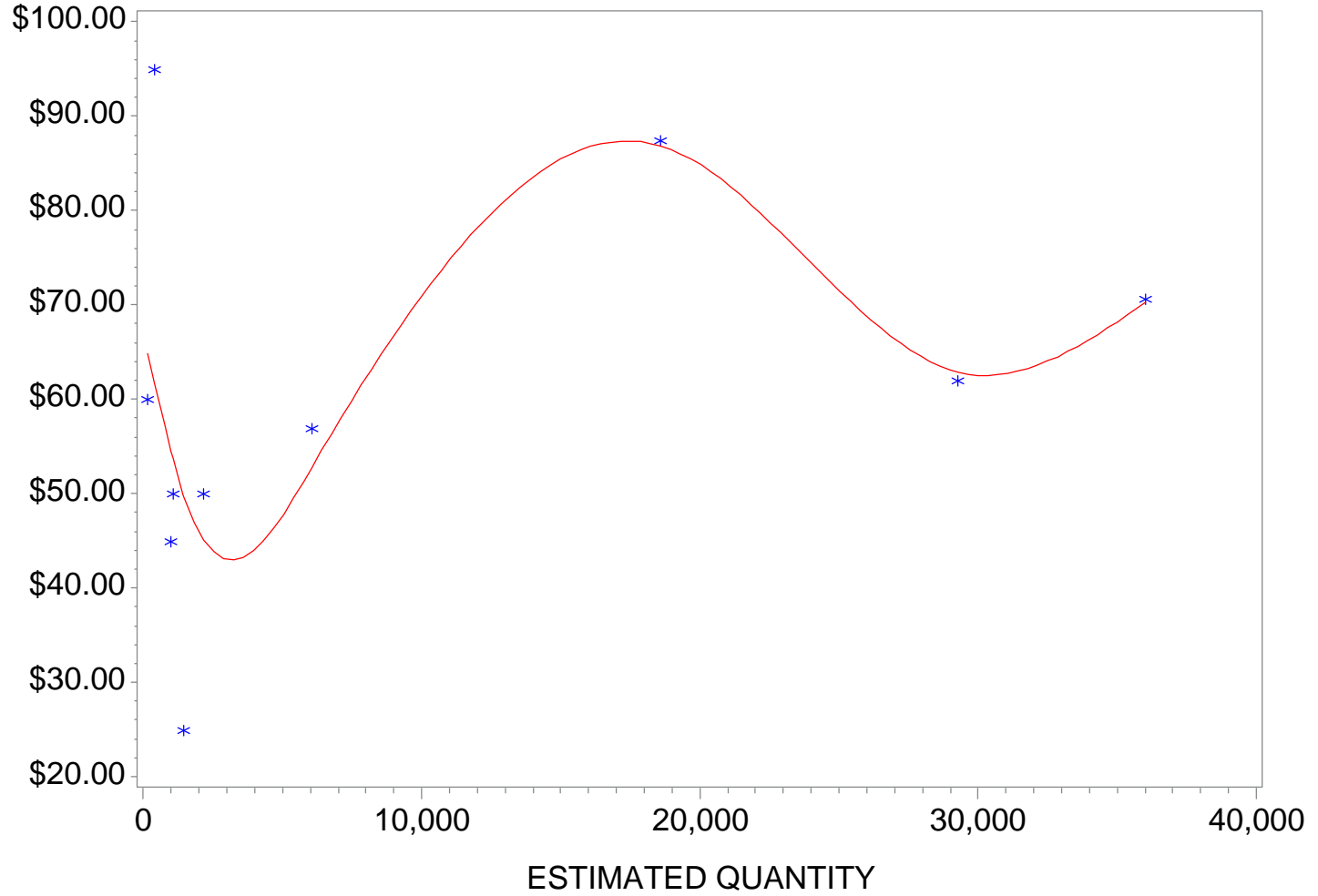
UNIT PRICE BID



# New Jersey Department of Transportation Apr 2022 - Mar 2023

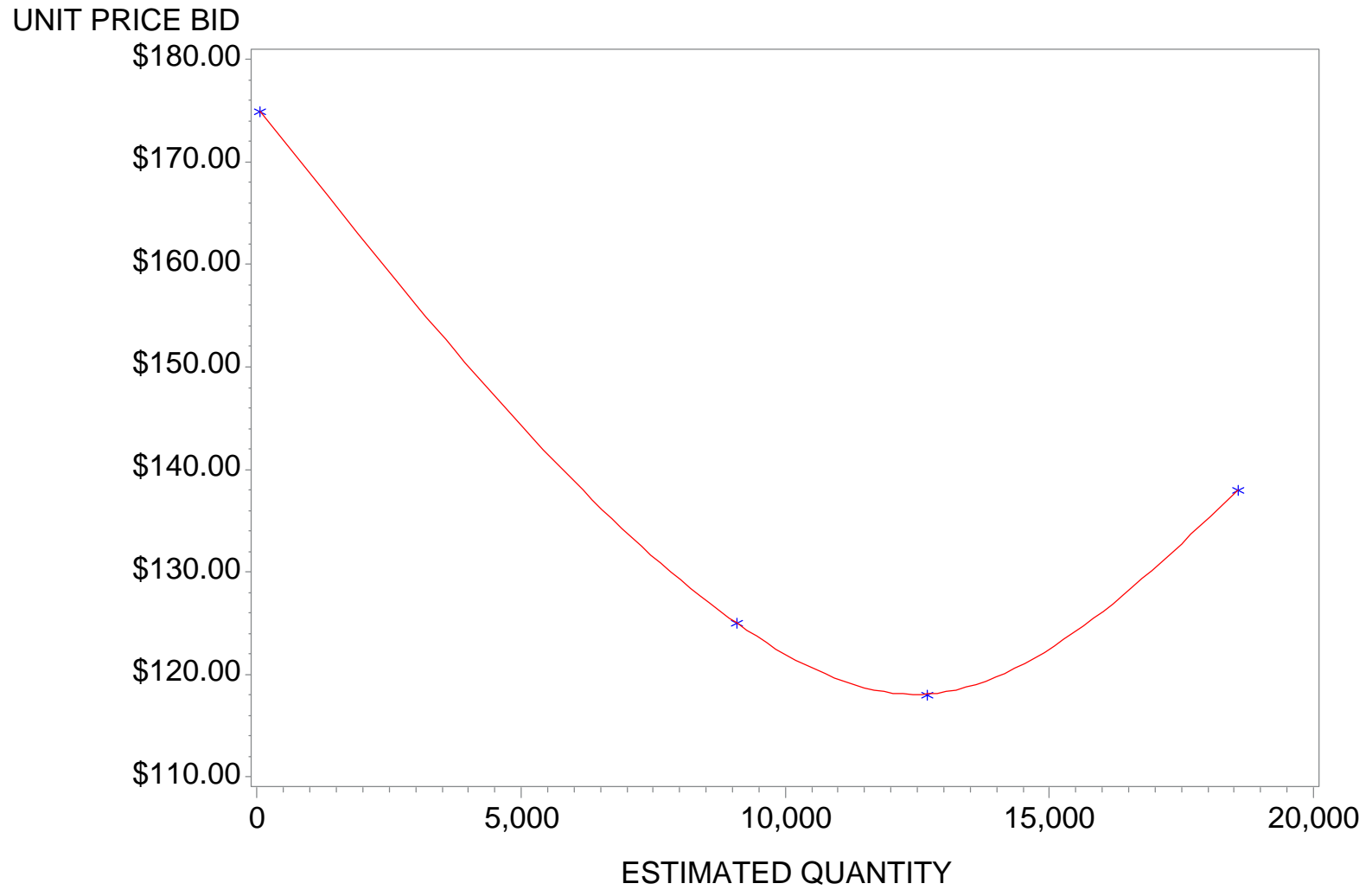
ITEM=704002M DESCRIPTION=ITS CONDUIT, TYPE A UNITS=LF

UNIT PRICE BID



# New Jersey Department of Transportation Apr 2022 - Mar 2023

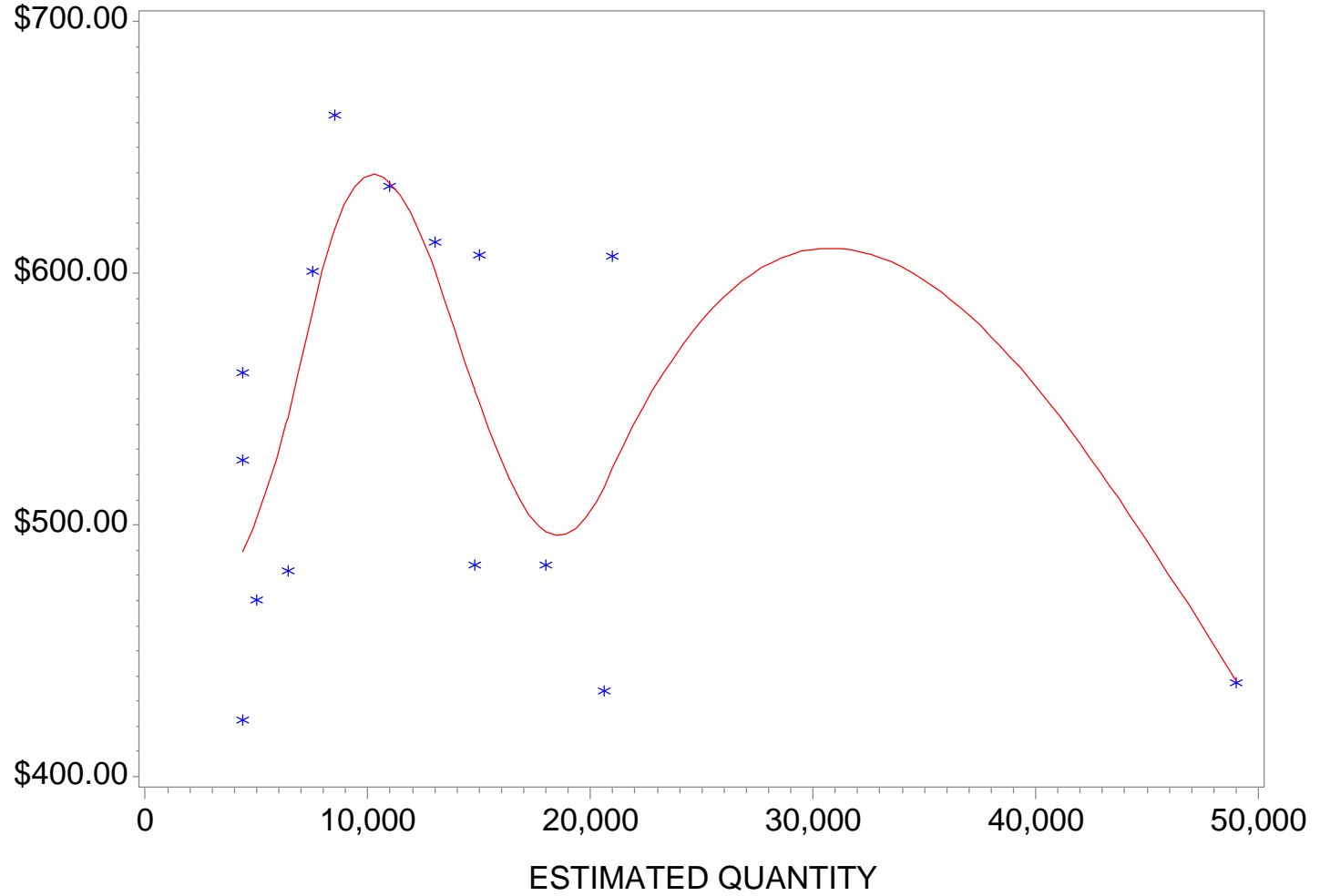
ITEM=MMB089M DESCRIPTION=DECK JOINT REPAIR UNITS=LF



# New Jersey Department of Transportation Apr 2022 - Mar 2023

ITEM=MMB186M DESCRIPTION=LABOR CREW UNITS=HOUR

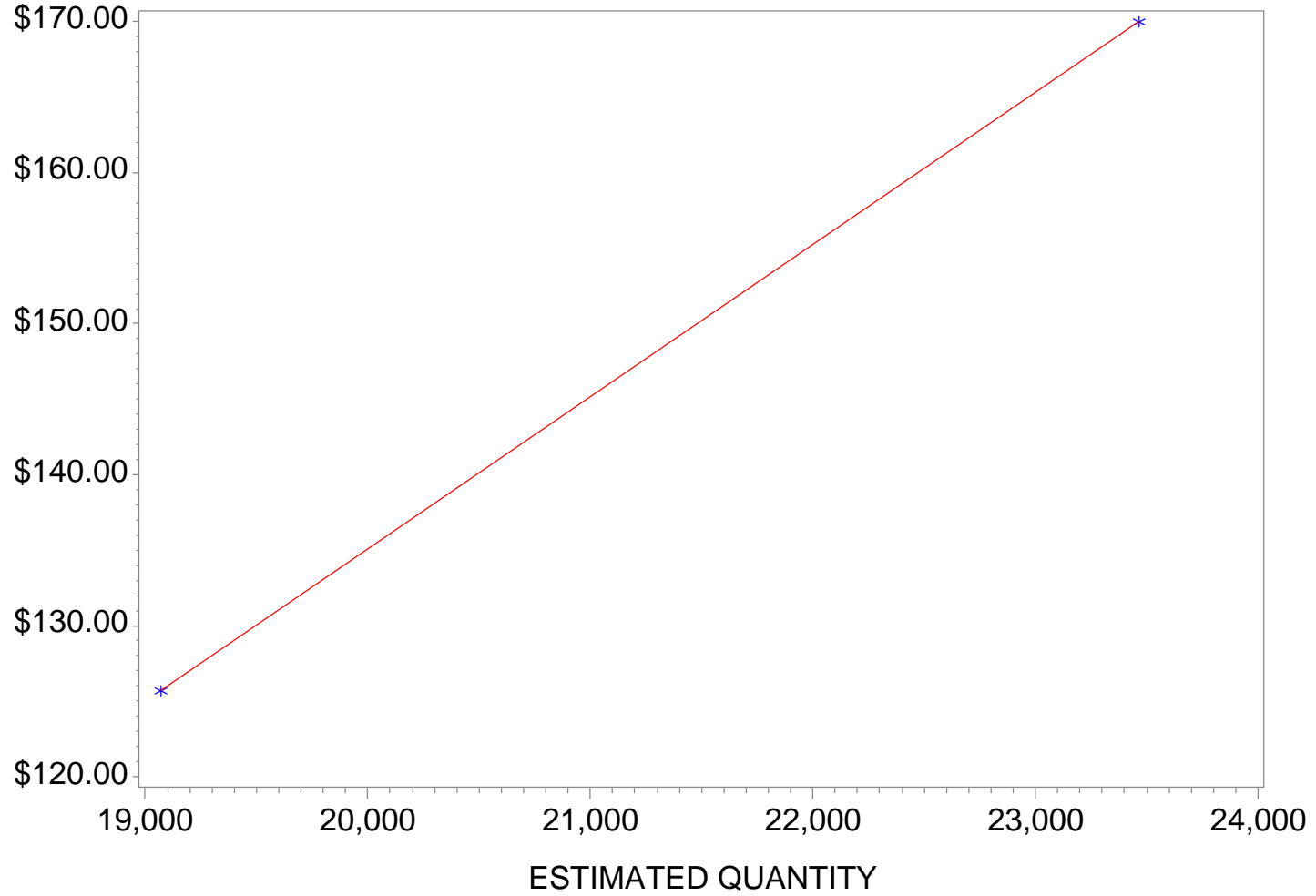
UNIT PRICE BID



# New Jersey Department of Transportation Apr 2022 - Mar 2023

ITEM=MMG094M DESCRIPTION=DREDG, PROCESSING, TRNSPRT, PL UNITS=CY

UNIT PRICE BID

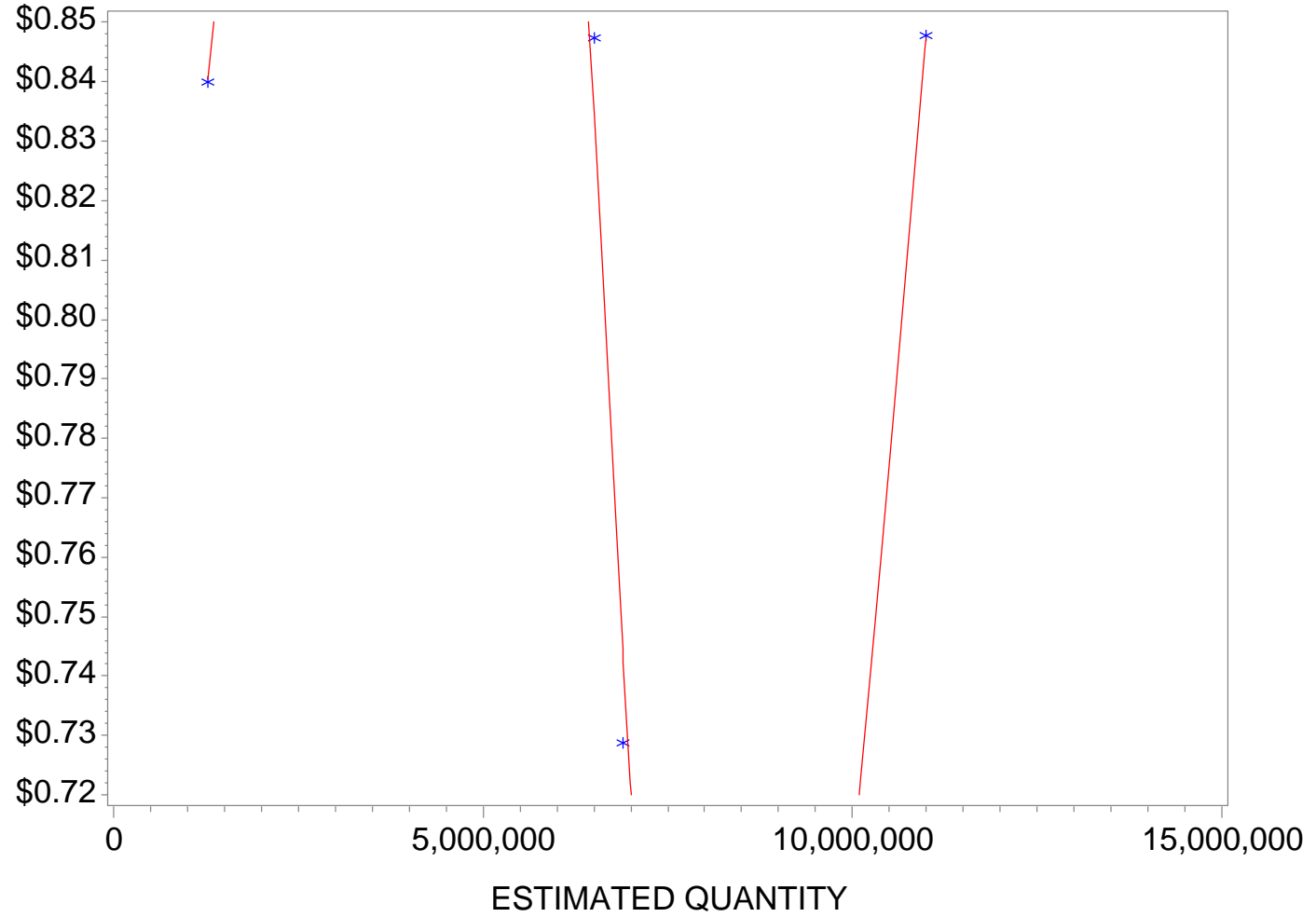




# New Jersey Department of Transportation Apr 2022 - Mar 2023

ITEM=MMG095M DESCRIPTION=ADJUSTMENT FACTOR UNITS=PCT

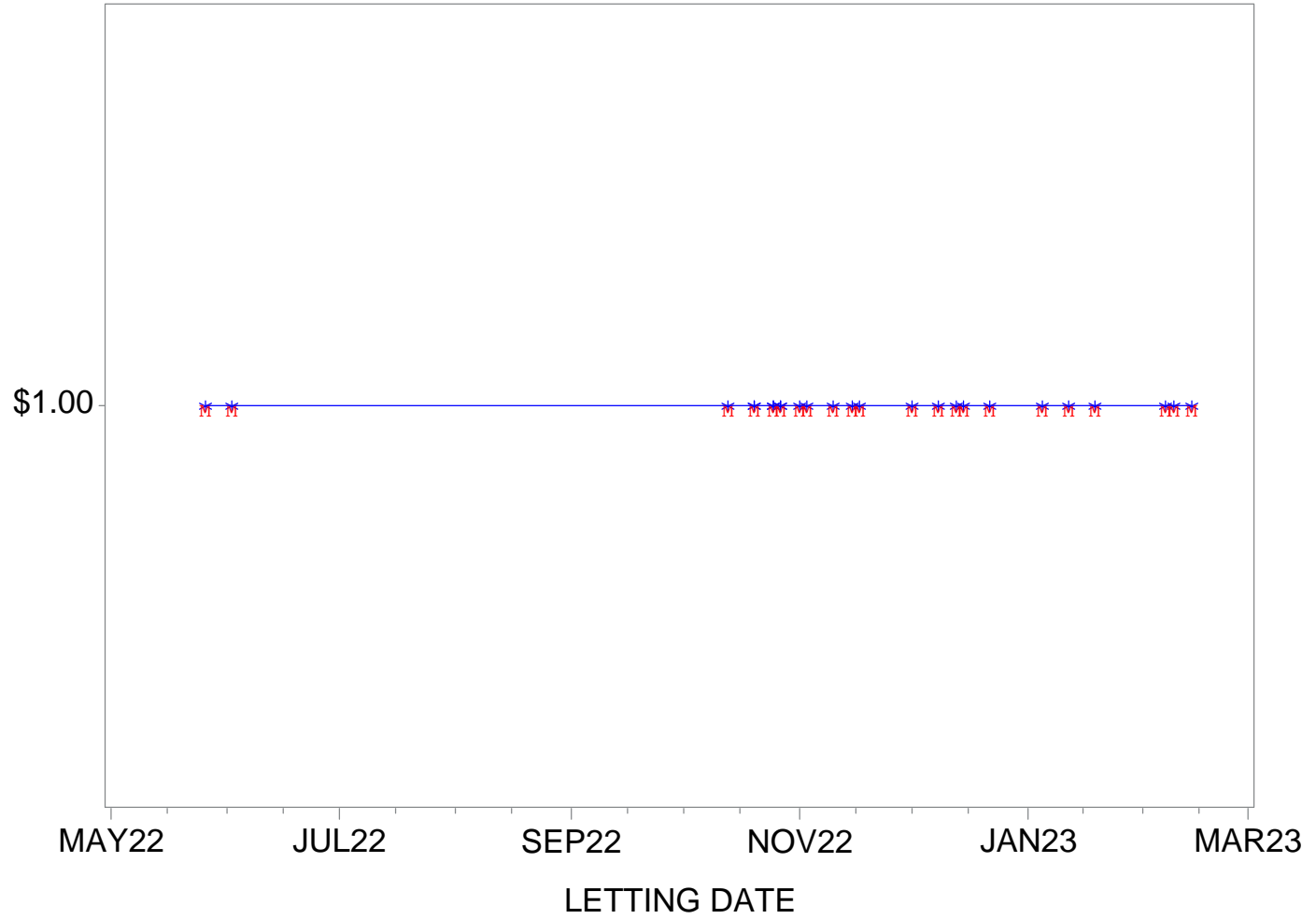
UNIT PRICE BID



# New Jersey Department of Transportation Apr 2022 - Mar 2023

ITEM=109006M DESCRIPTION=FORCE ACCOUNT UNITS=DOLL

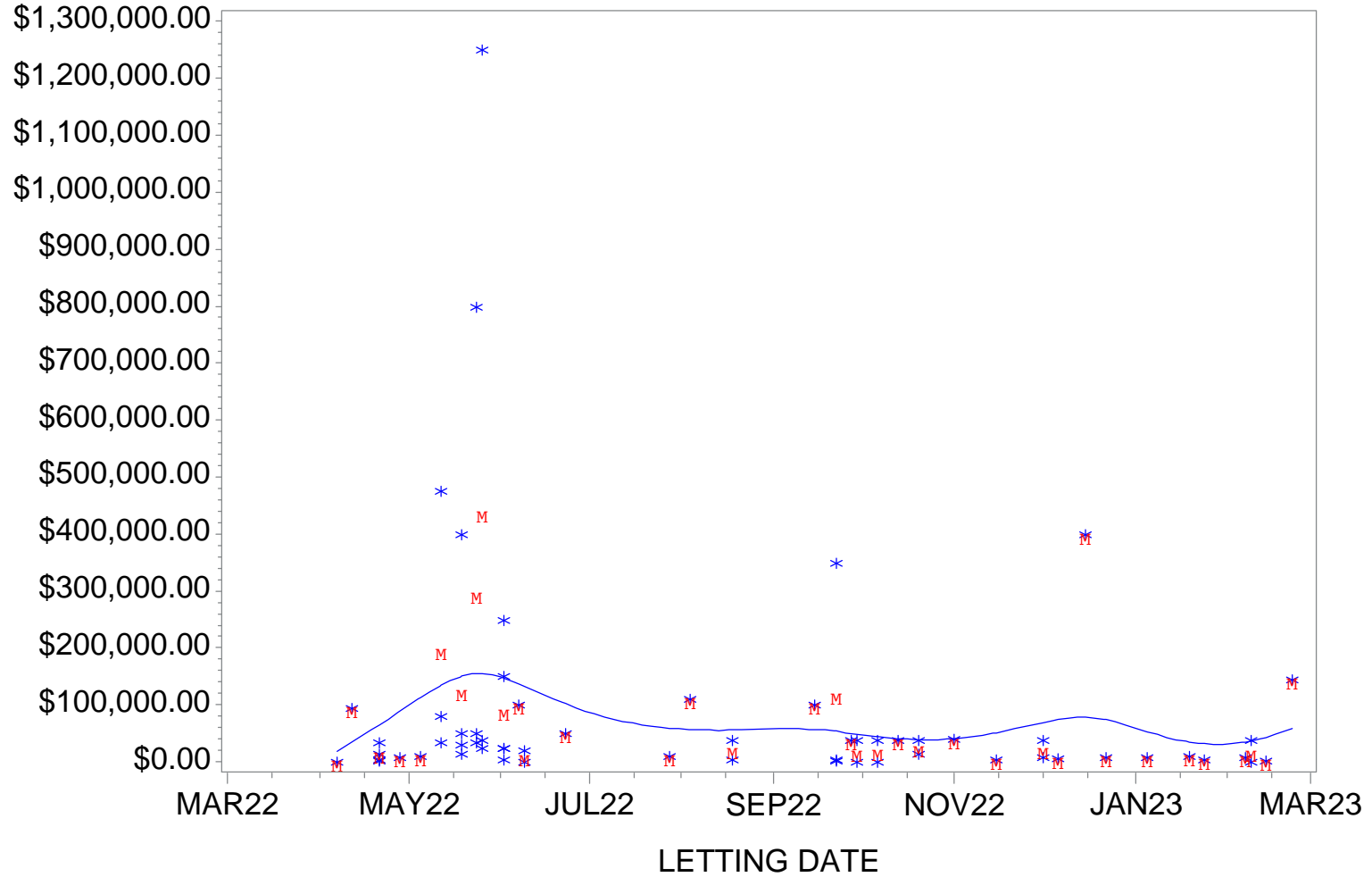
UNIT PRICE BID



# New Jersey Department of Transportation Apr 2022 - Mar 2023

ITEM=157004M DESCRIPTION=CONSTRUCTION LAYOUT UNITS=DOLL

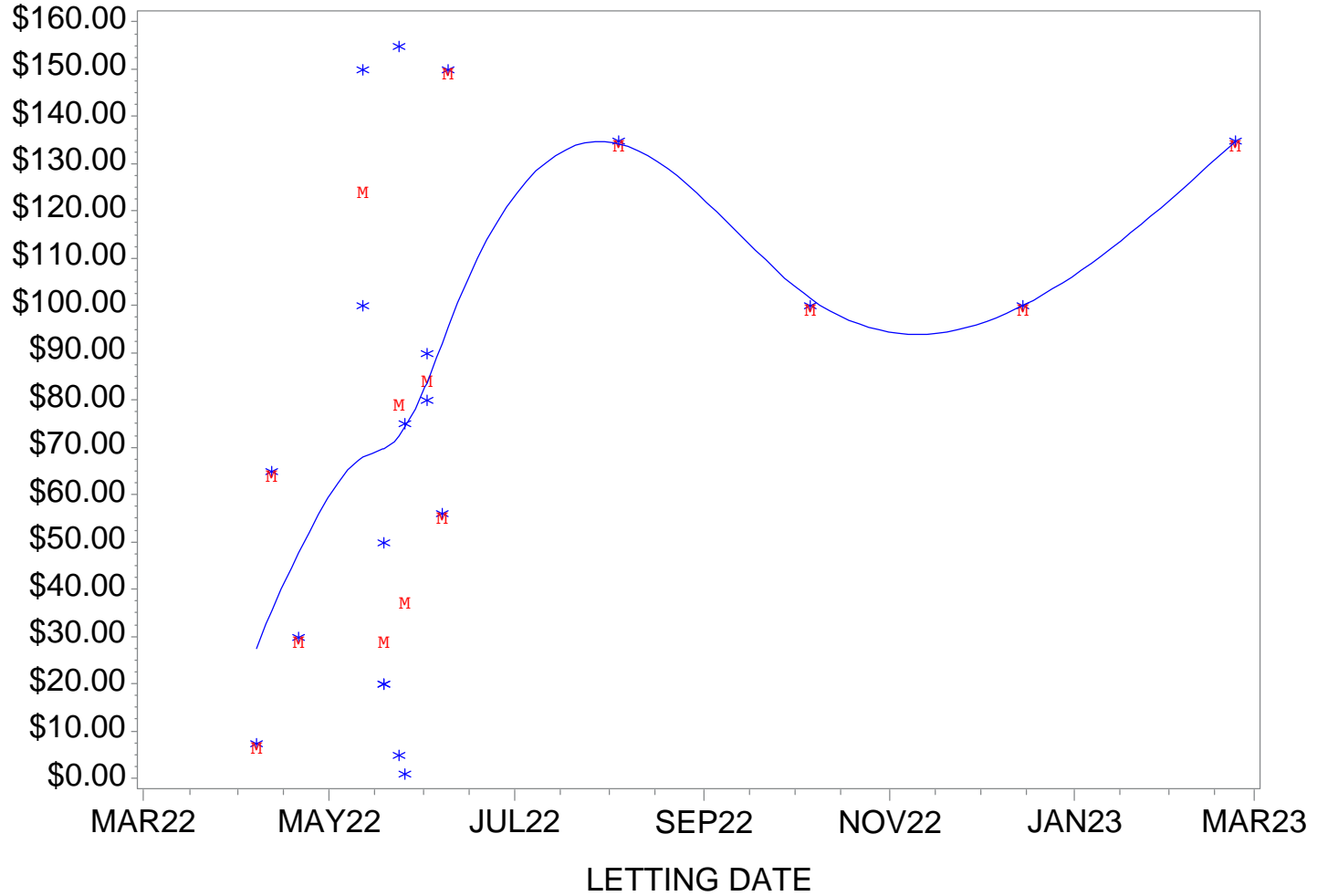
UNIT PRICE BID



# New Jersey Department of Transportation Apr 2022 - Mar 2023

ITEM=159021P DESCRIPTION=CONSTRUCTION BARRIER CURB UNITS=LF

UNIT PRICE BID

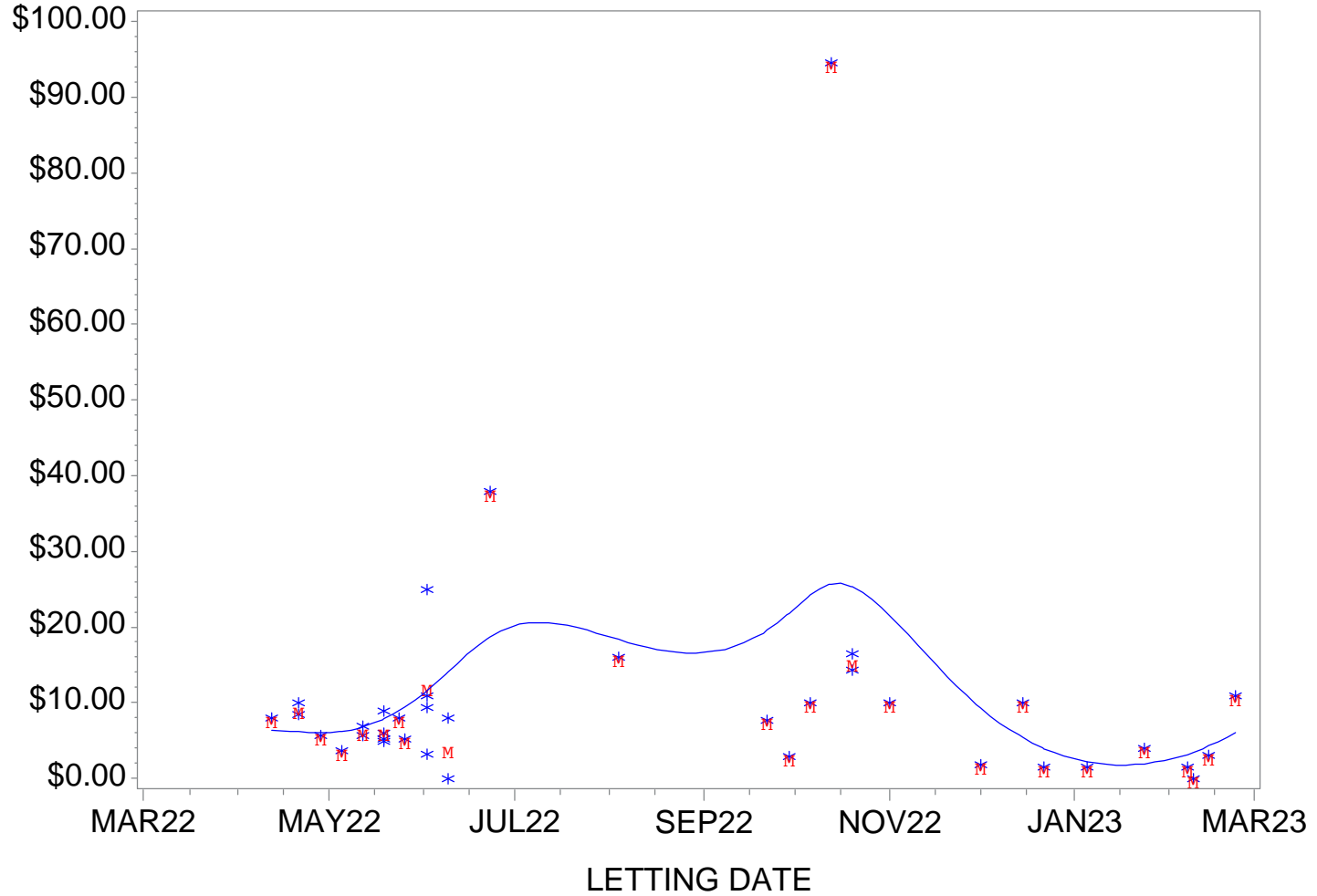




# New Jersey Department of Transportation Apr 2022 - Mar 2023

ITEM=401009P DESCRIPTION=HMA MILLING, 3" OR LESS UNITS=SY

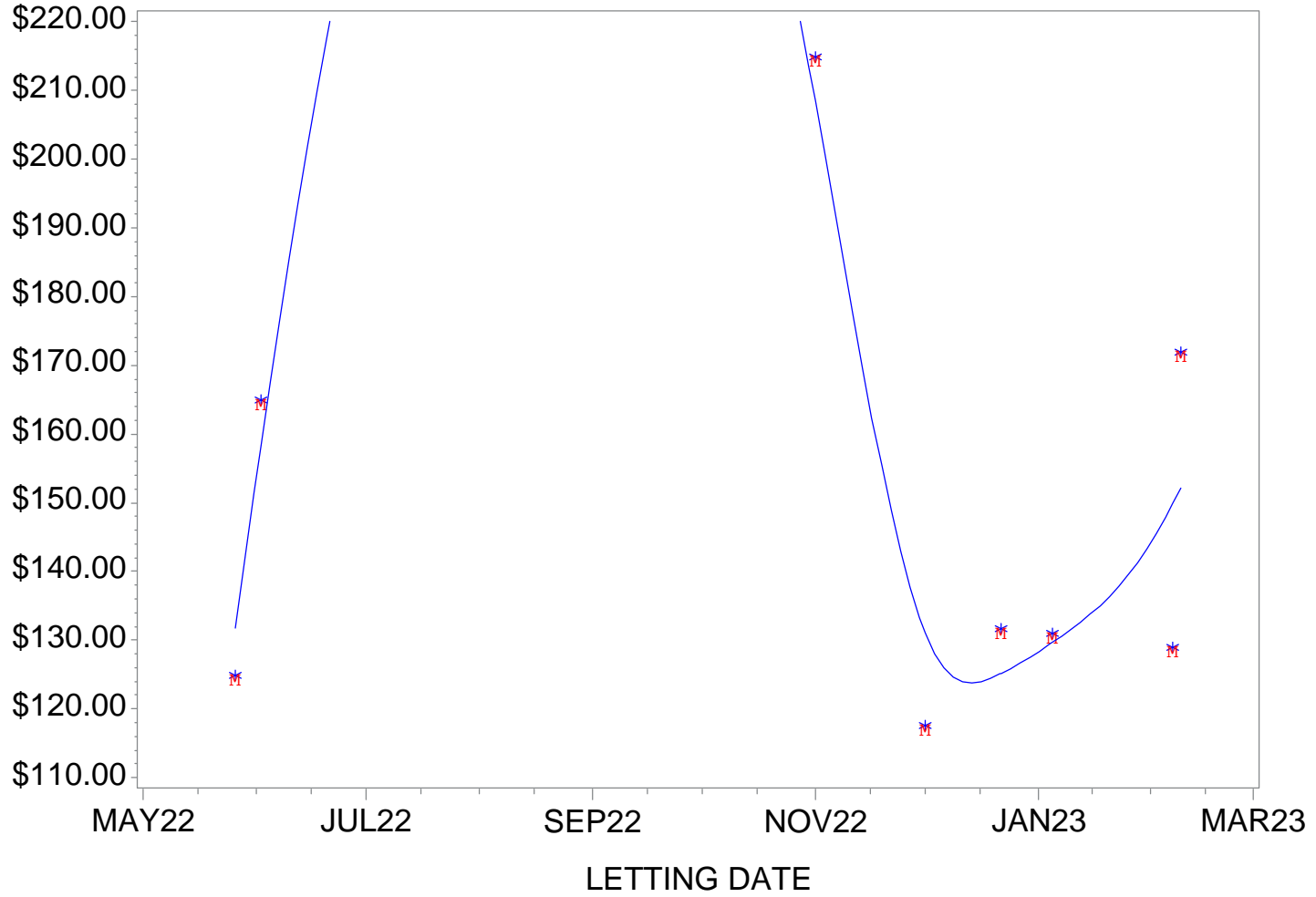
UNIT PRICE BID



# New Jersey Department of Transportation Apr 2022 - Mar 2023

ITEM=401049M DESCRIPTION=HOT MIX ASPHALT 9.5 ME SURFACE UNITS=T

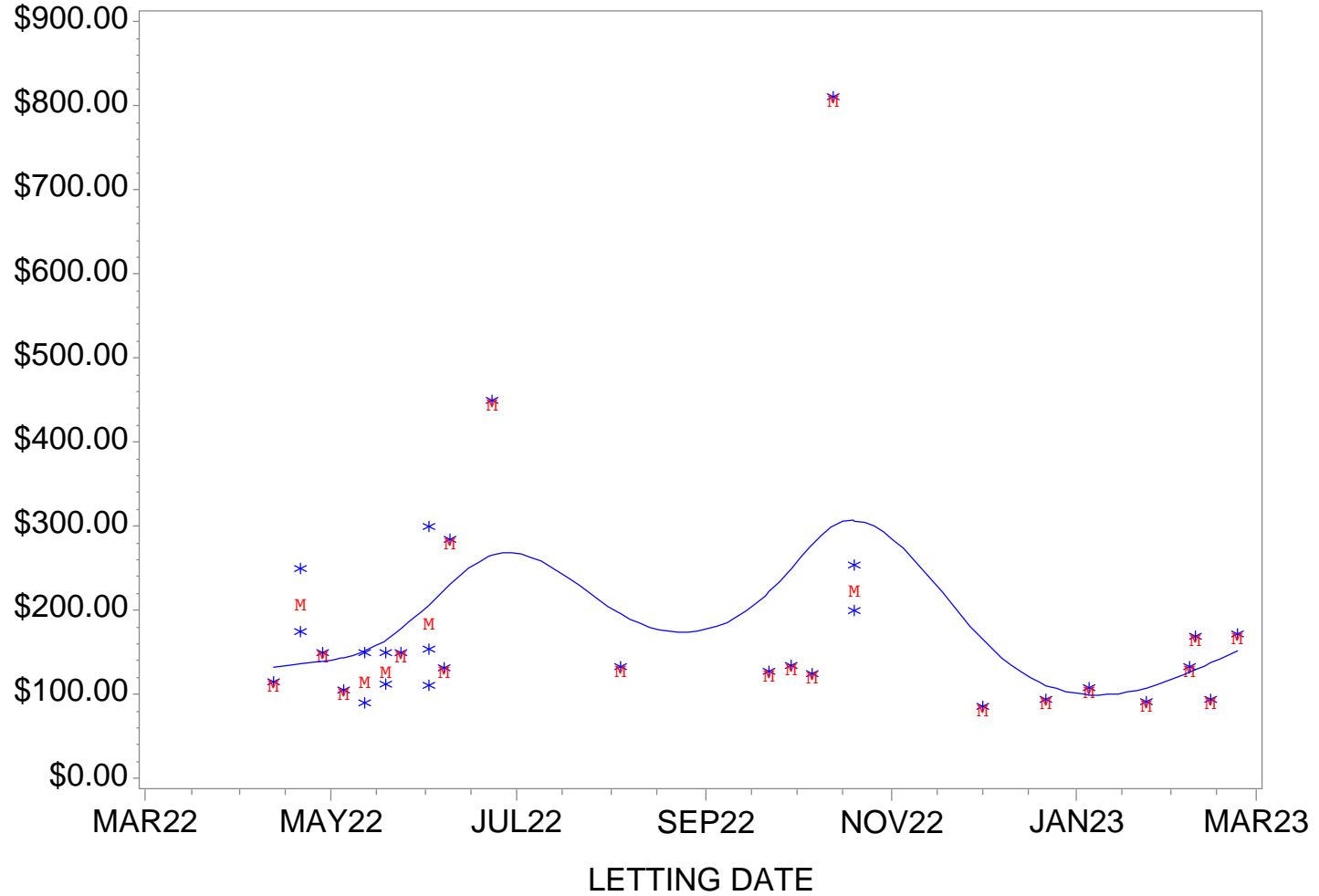
UNIT PRICE BID



# New Jersey Department of Transportation Apr 2022 - Mar 2023

ITEM=401054M DESCRIPTION=HOT MIX ASPHALT 12.5 M 64 SURF UNITS=T

UNIT PRICE BID

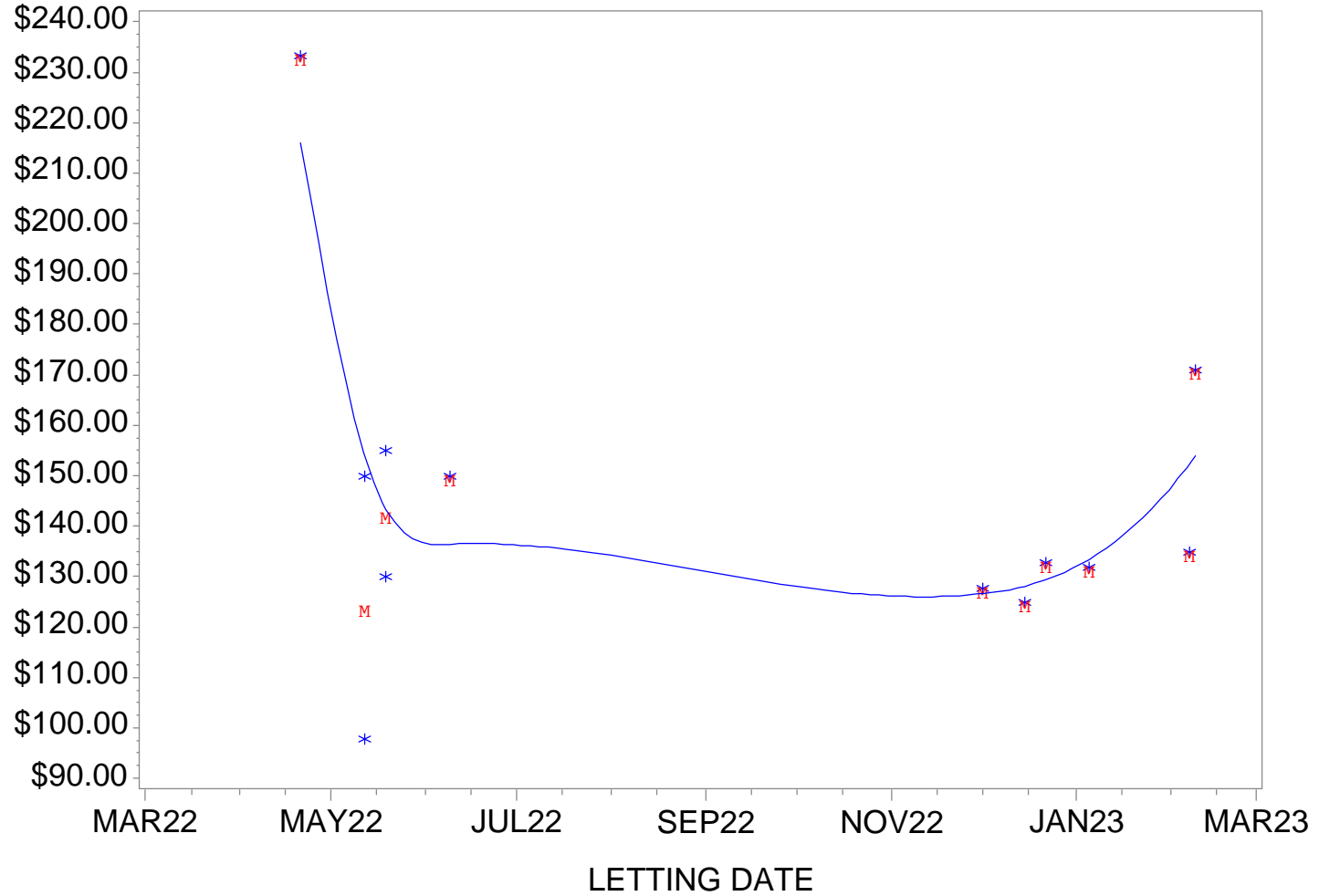




# New Jersey Department of Transportation Apr 2022 - Mar 2023

ITEM=401061M DESCRIPTION=HMA 12.5 M E SURFACE COURSE UNITS=T

UNIT PRICE BID

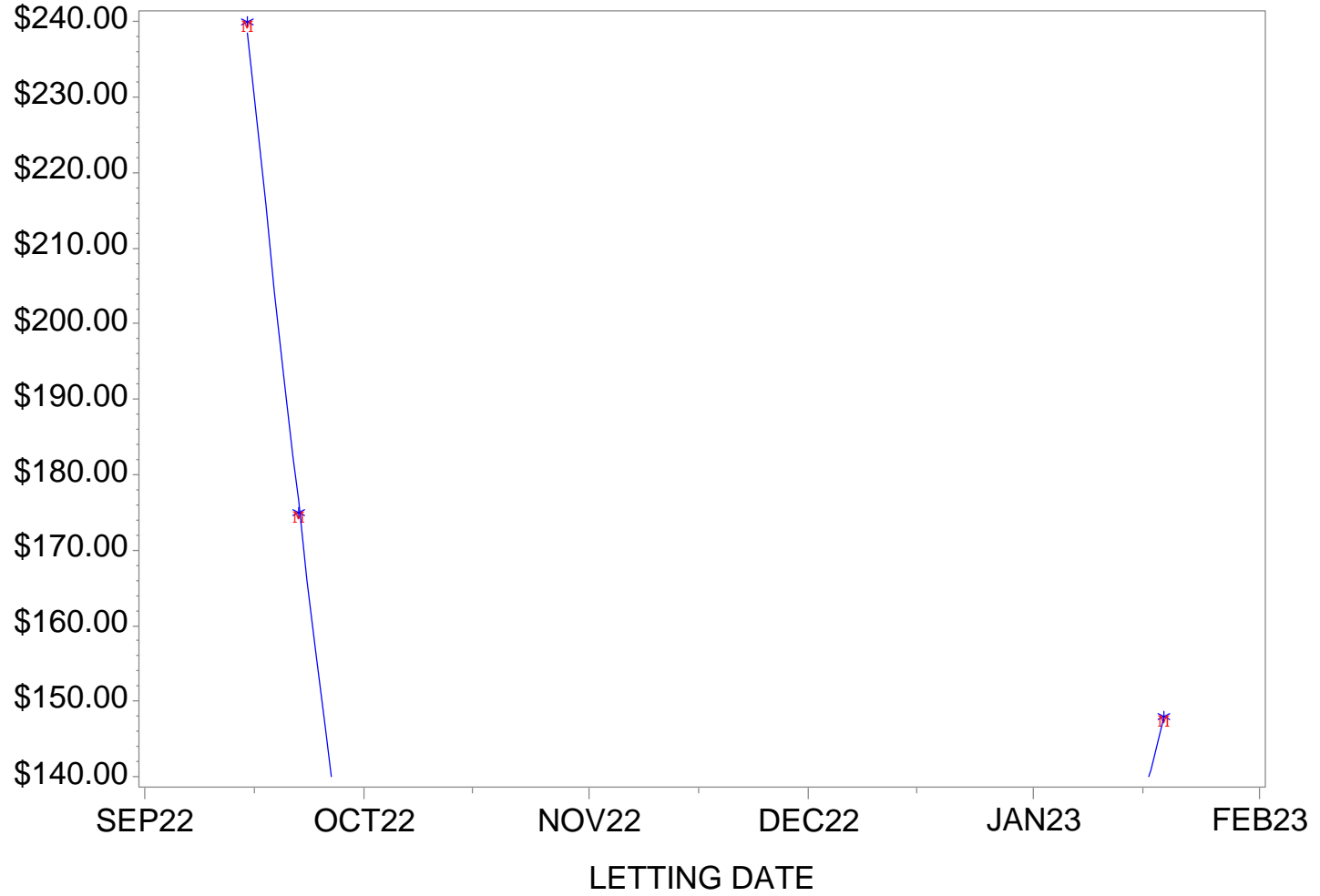




# New Jersey Department of Transportation Apr 2022 - Mar 2023

ITEM=403003M DESCRIPTION=ULTRA-THIN FRICTION COURSE UNITS=T

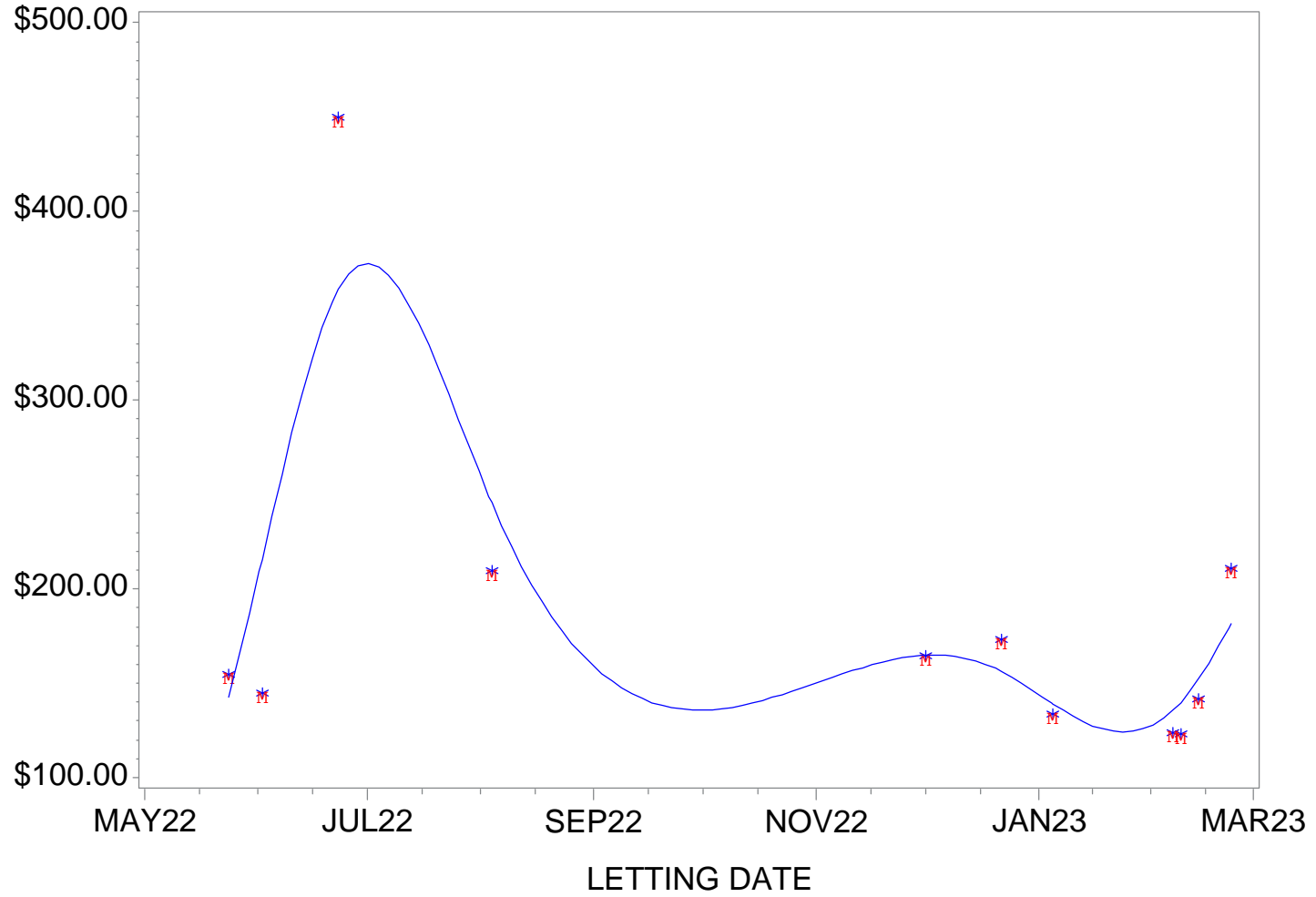
UNIT PRICE BID



# New Jersey Department of Transportation Apr 2022 - Mar 2023

ITEM=404006M DESCRIPTION=STONE MATRIX ASPHALT 12.5 MM S UNITS=T

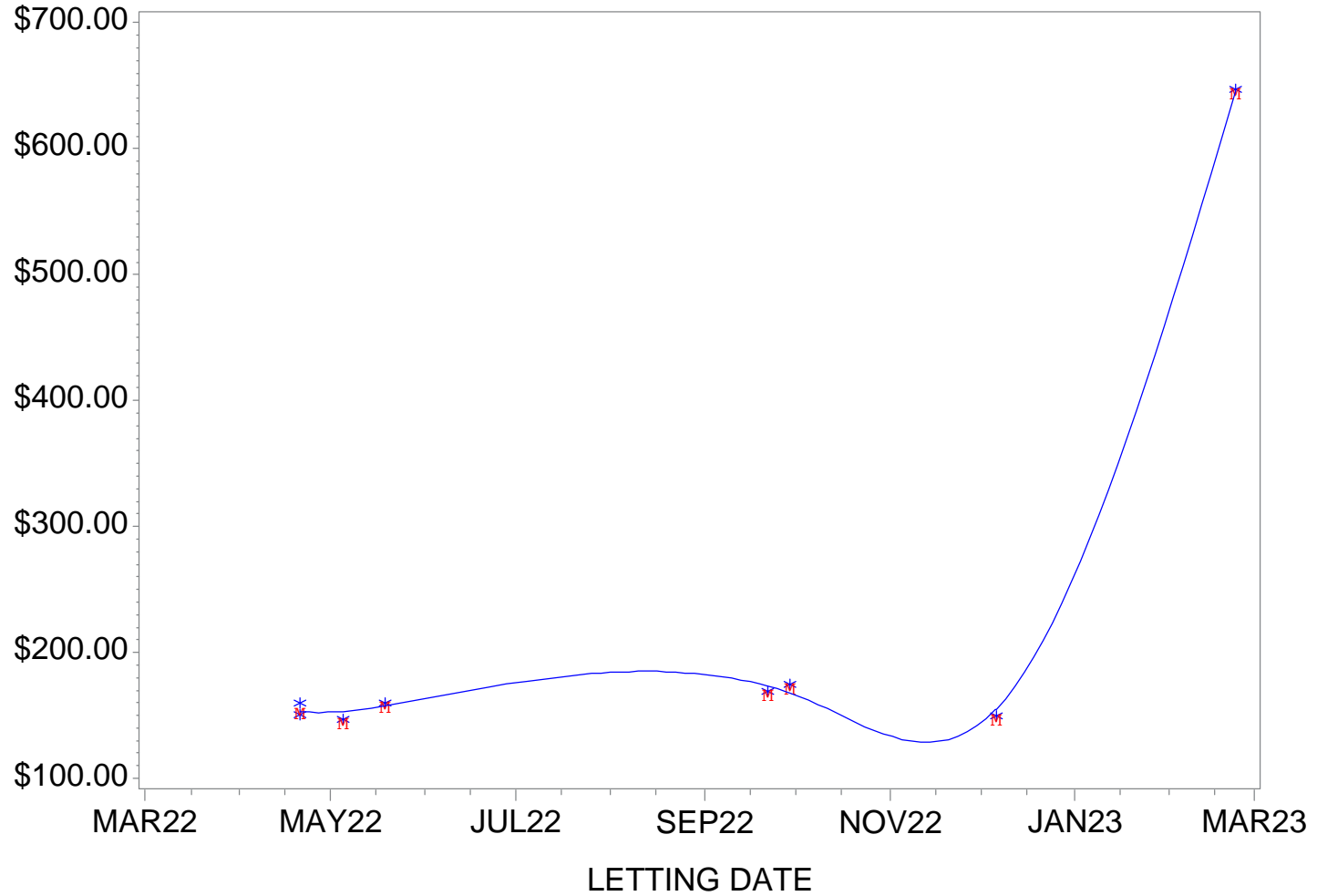
UNIT PRICE BID



# New Jersey Department of Transportation Apr 2022 - Mar 2023

ITEM=406005M DESCRIPTION=HIGH PERFORMANCE THIN OVERLAY UNITS=T

UNIT PRICE BID



New Jersey Department of Transportation  
Apr 2022 - Mar 2023

ITEM=406010M DESCRIPTION=ULTRA-HPTO UNITS=T

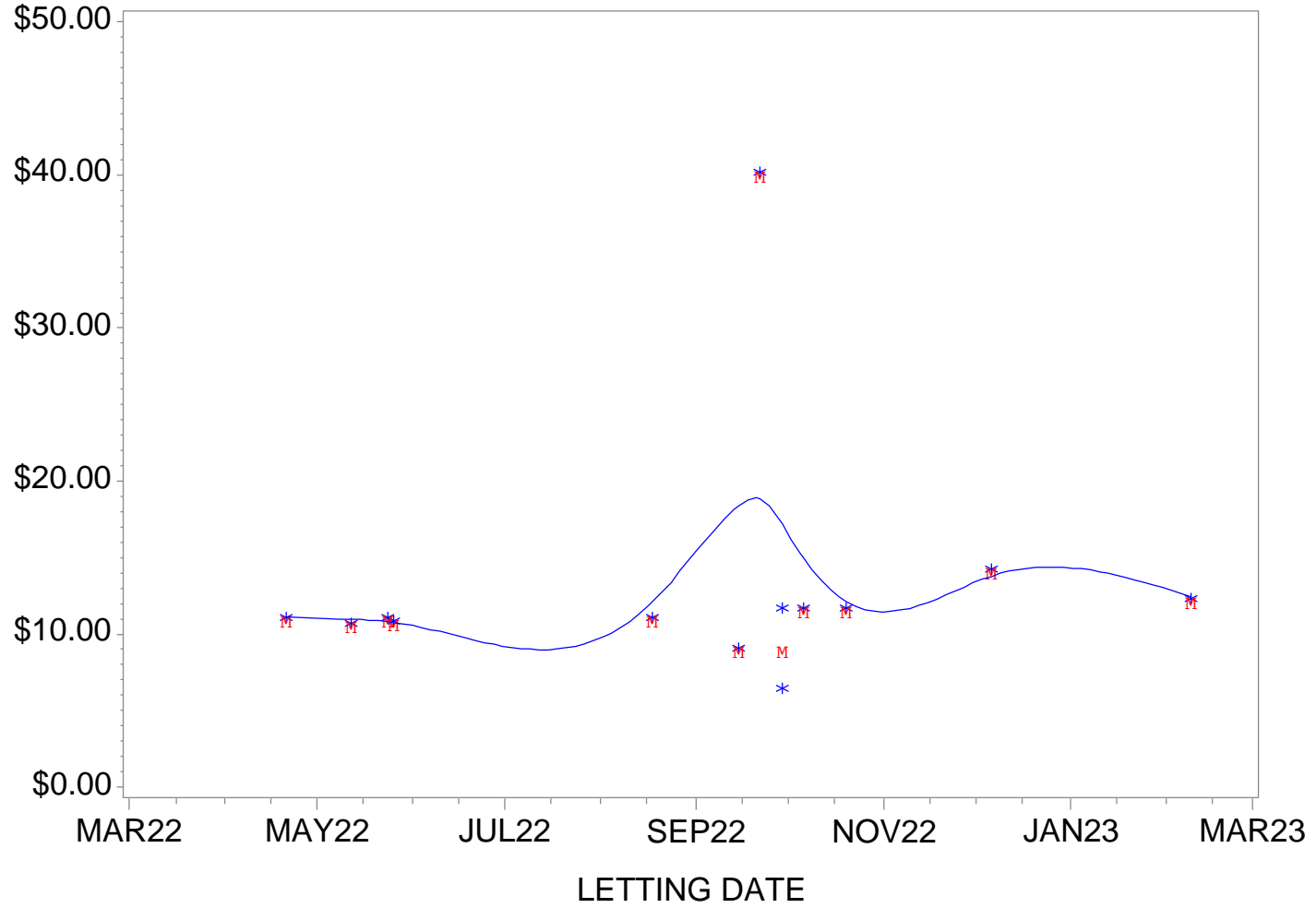
UNIT PRICE BID



# New Jersey Department of Transportation Apr 2022 - Mar 2023

ITEM=421011M DESCRIPTION=SLURRY SEAL EMULSION UNITS=GAL

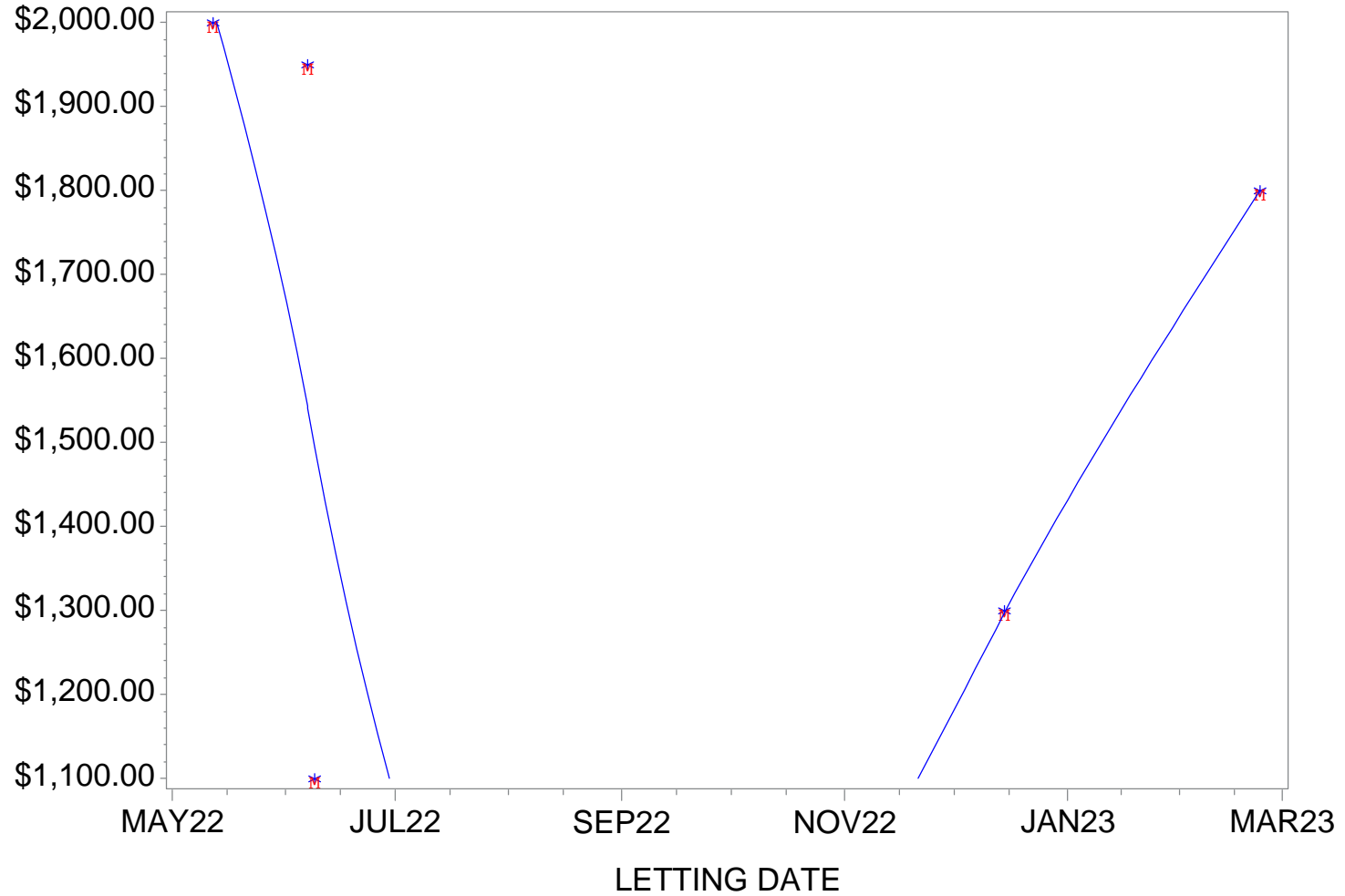
UNIT PRICE BID



## New Jersey Department of Transportation Apr 2022 - Mar 2023

ITEM=507024P DESCRIPTION=CONCRETE BRIDGE DECK, HPC UNITS=CY

UNIT PRICE BID





New Jersey Department of Transportation  
Apr 2022 - Mar 2023

ITEM=511006P DESCRIPTION=STEEL SHEET PILING UNITS=SF

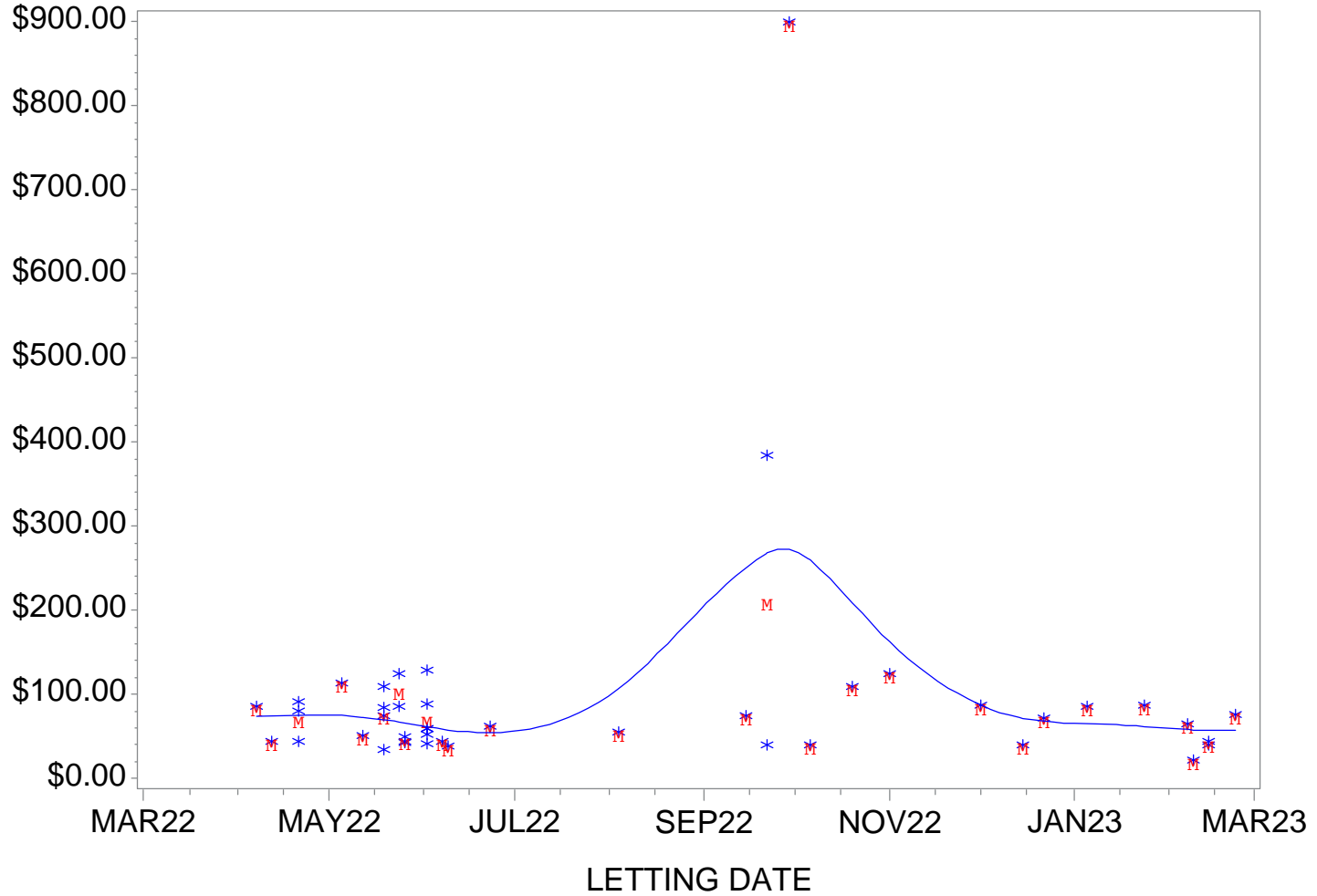
UNIT PRICE BID



### New Jersey Department of Transportation Apr 2022 - Mar 2023

ITEM=607018P DESCRIPTION=9" X 16" CONCRETE VERTICAL CUR UNITS=LF

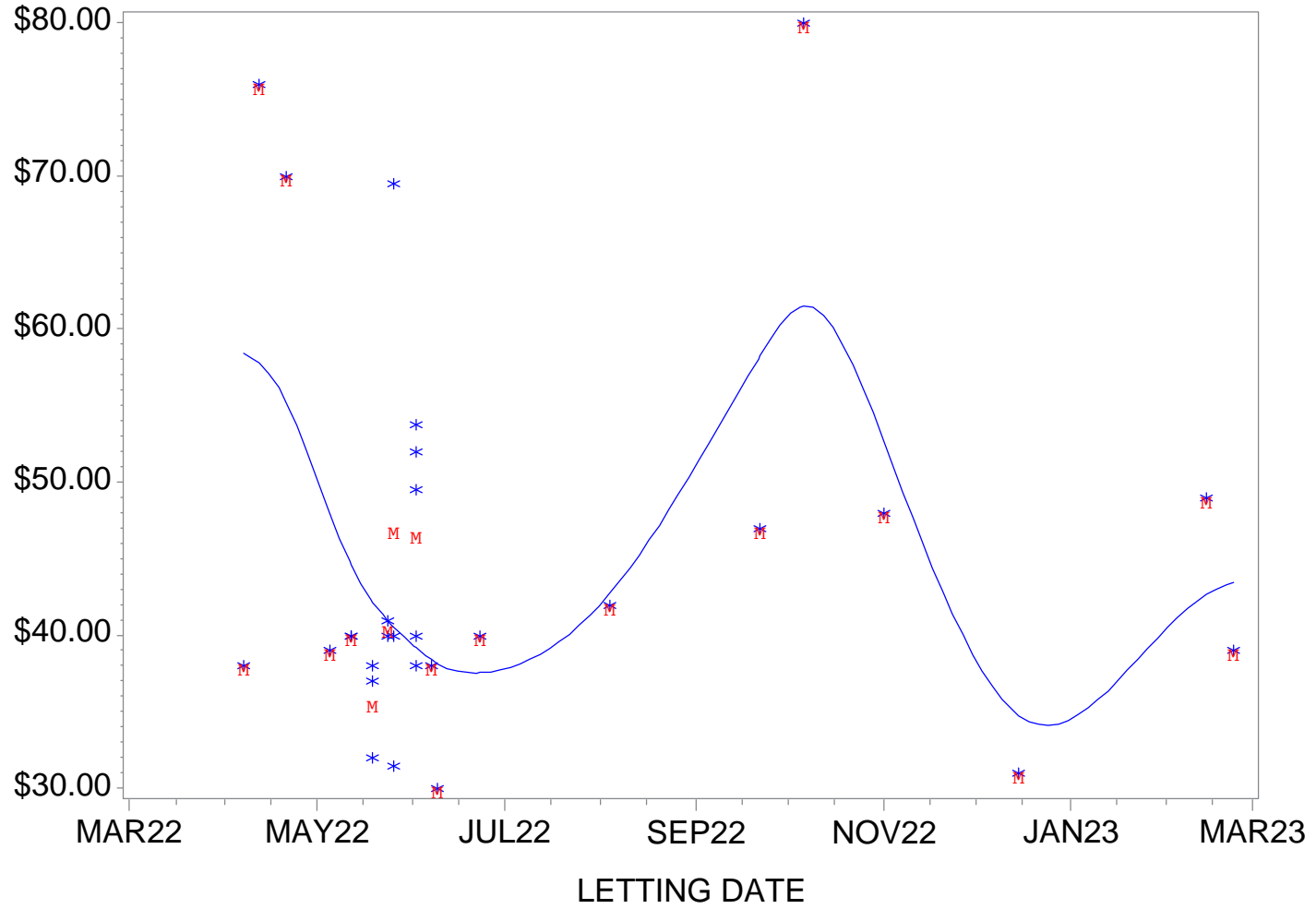
UNIT PRICE BID



# New Jersey Department of Transportation Apr 2022 - Mar 2023

ITEM=609003M DESCRIPTION=BEAM GUIDE RAIL UNITS=LF

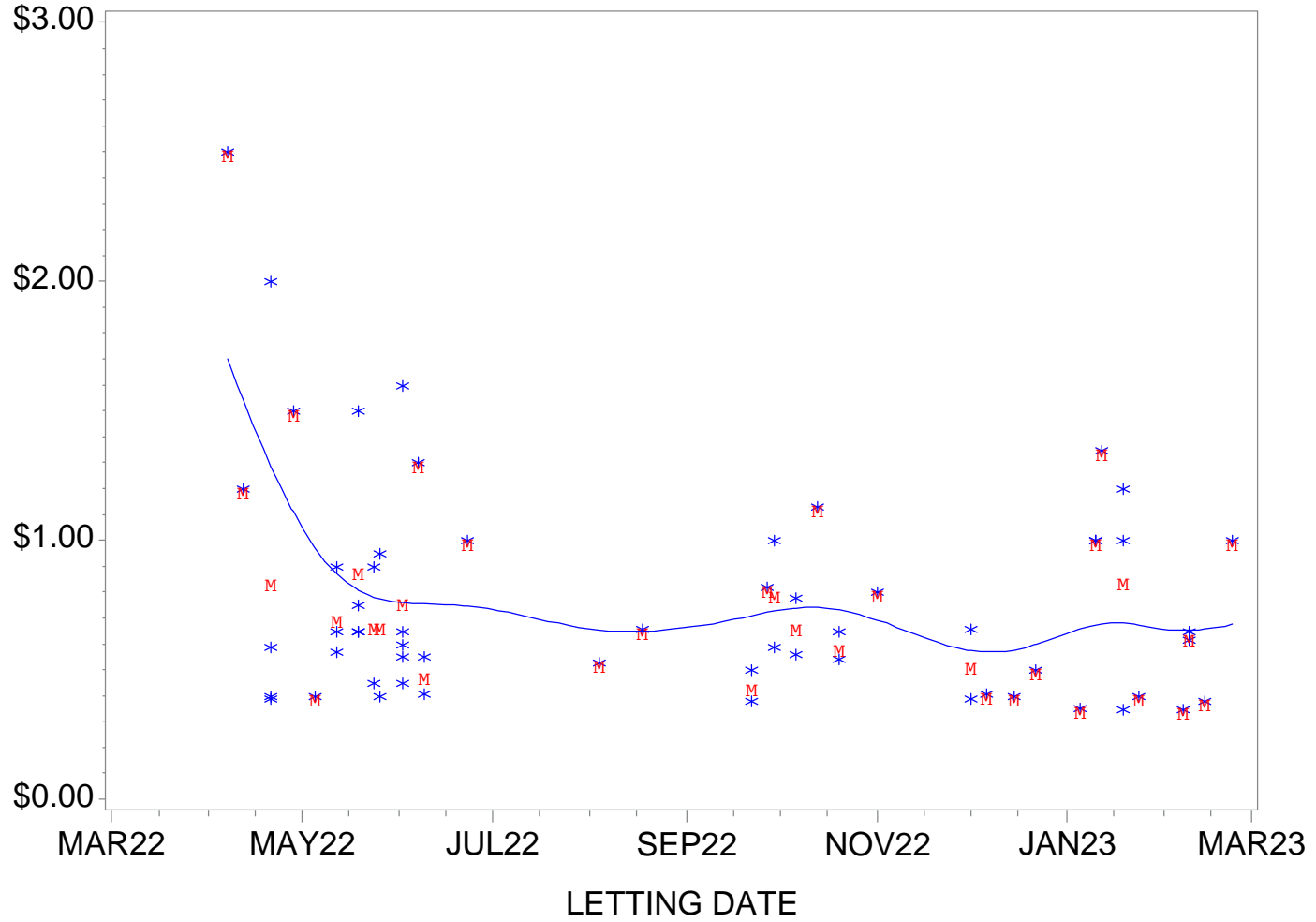
UNIT PRICE BID



# New Jersey Department of Transportation Apr 2022 - Mar 2023

ITEM=610003M DESCRIPTION=TRAFFIC STRIPES, 4" UNITS=LF

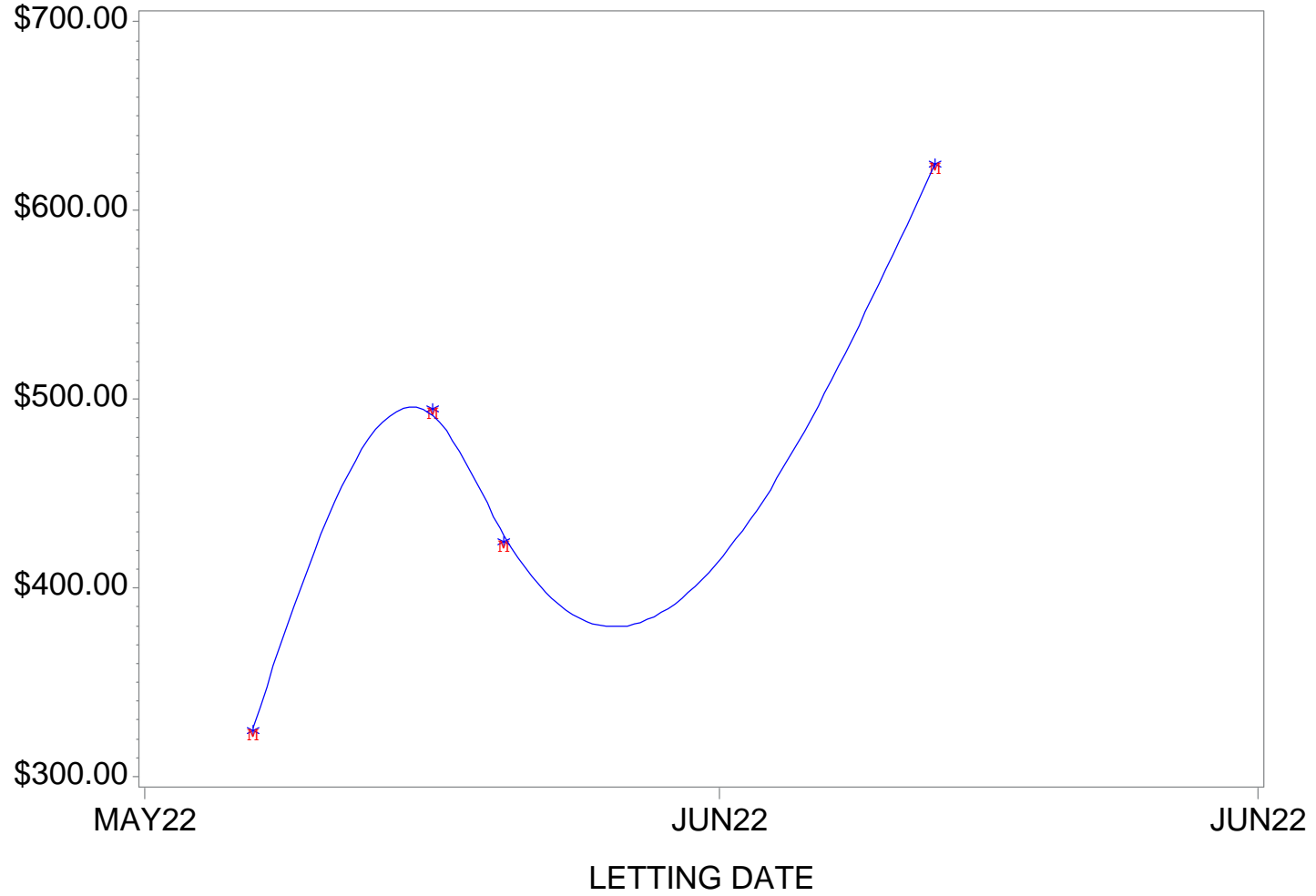
UNIT PRICE BID



# New Jersey Department of Transportation Apr 2022 - Mar 2023

ITEM=651064P DESCRIPTION=12" DUCTILE IRON WATER PIPE, C UNITS=LF

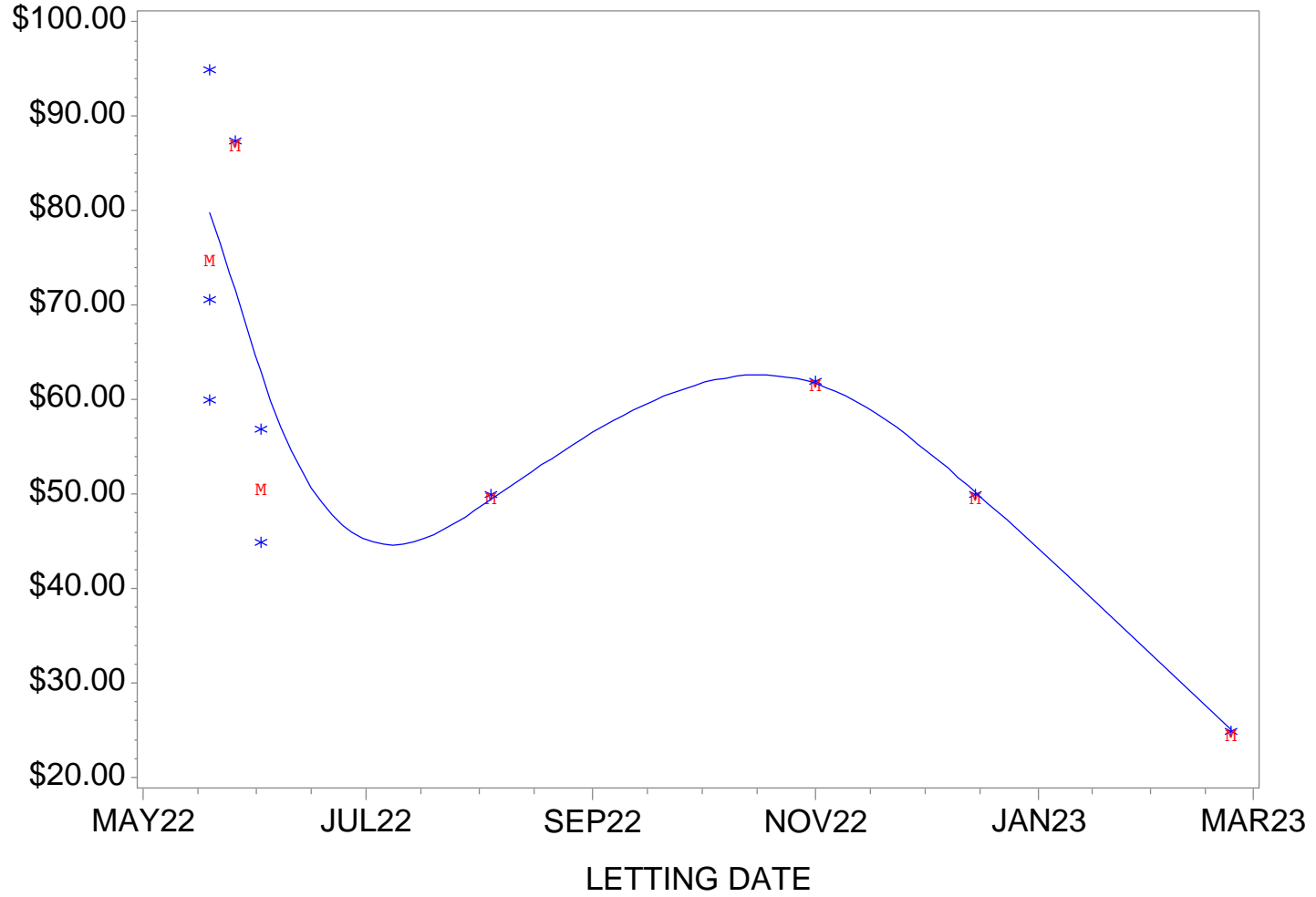
UNIT PRICE BID



# New Jersey Department of Transportation Apr 2022 - Mar 2023

ITEM=704002M DESCRIPTION=ITS CONDUIT, TYPE A UNITS=LF

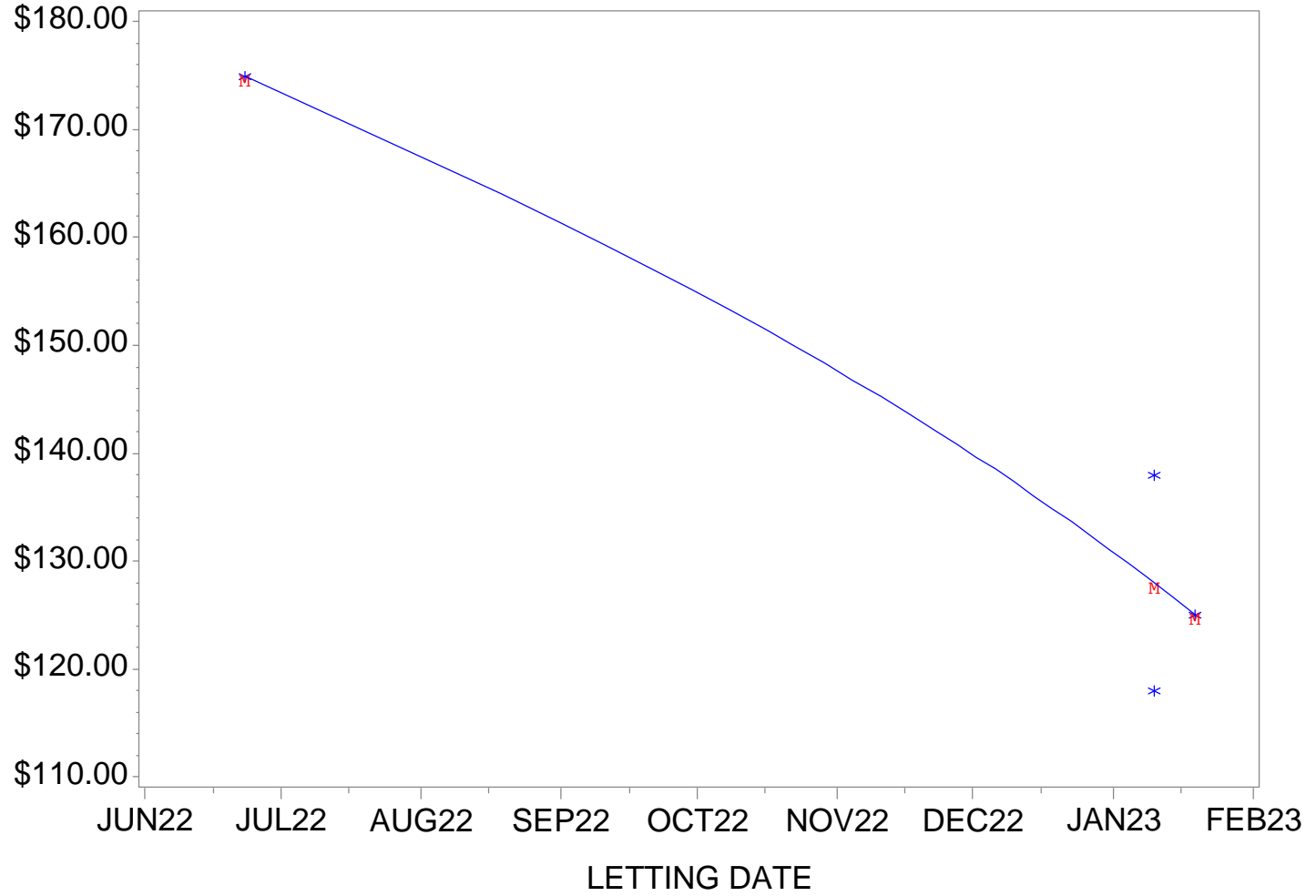
UNIT PRICE BID



# New Jersey Department of Transportation Apr 2022 - Mar 2023

ITEM=MMB089M DESCRIPTION=DECK JOINT REPAIR UNITS=LF

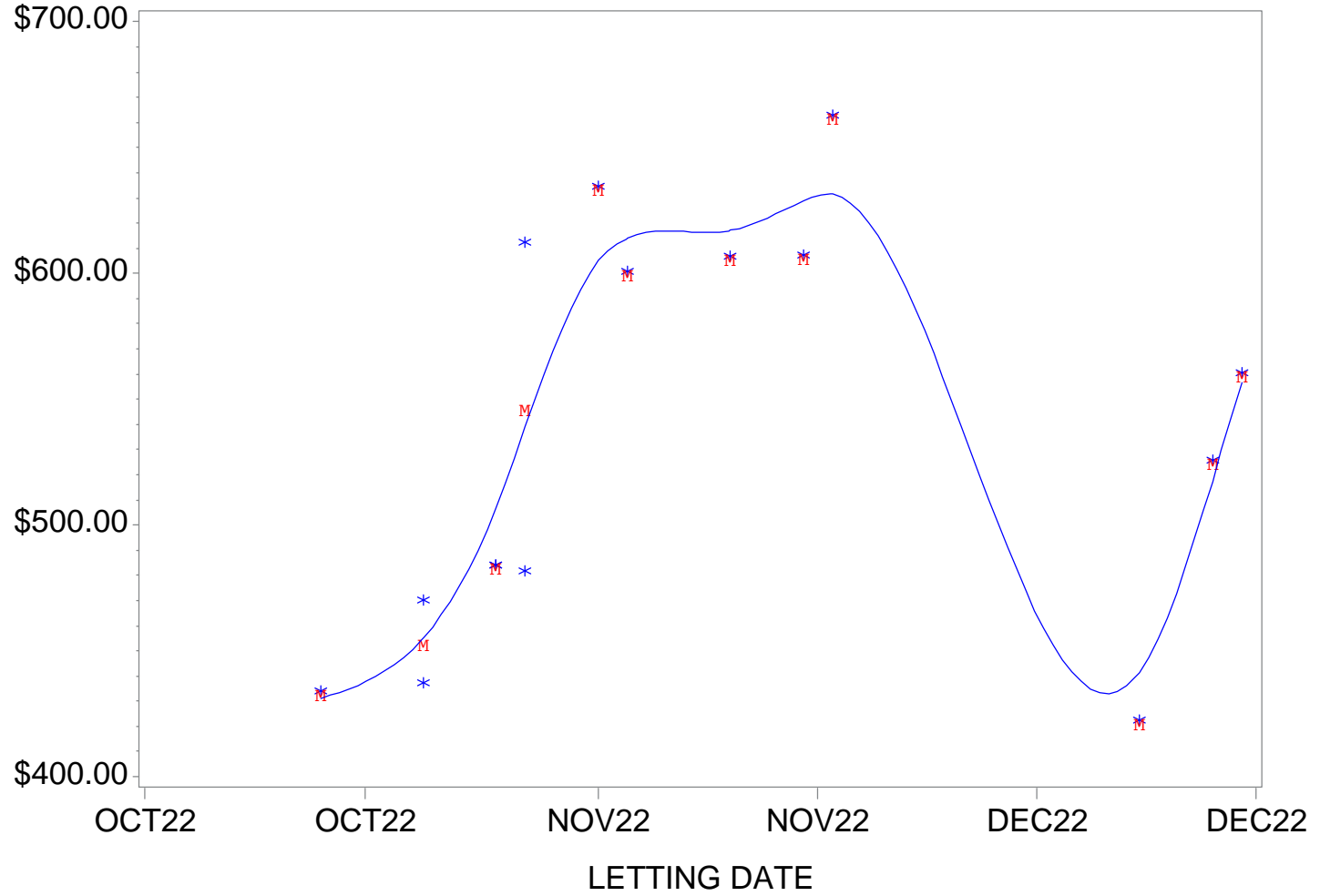
UNIT PRICE BID



# New Jersey Department of Transportation Apr 2022 - Mar 2023

ITEM=MMB186M DESCRIPTION=LABOR CREW UNITS=HOUR

UNIT PRICE BID

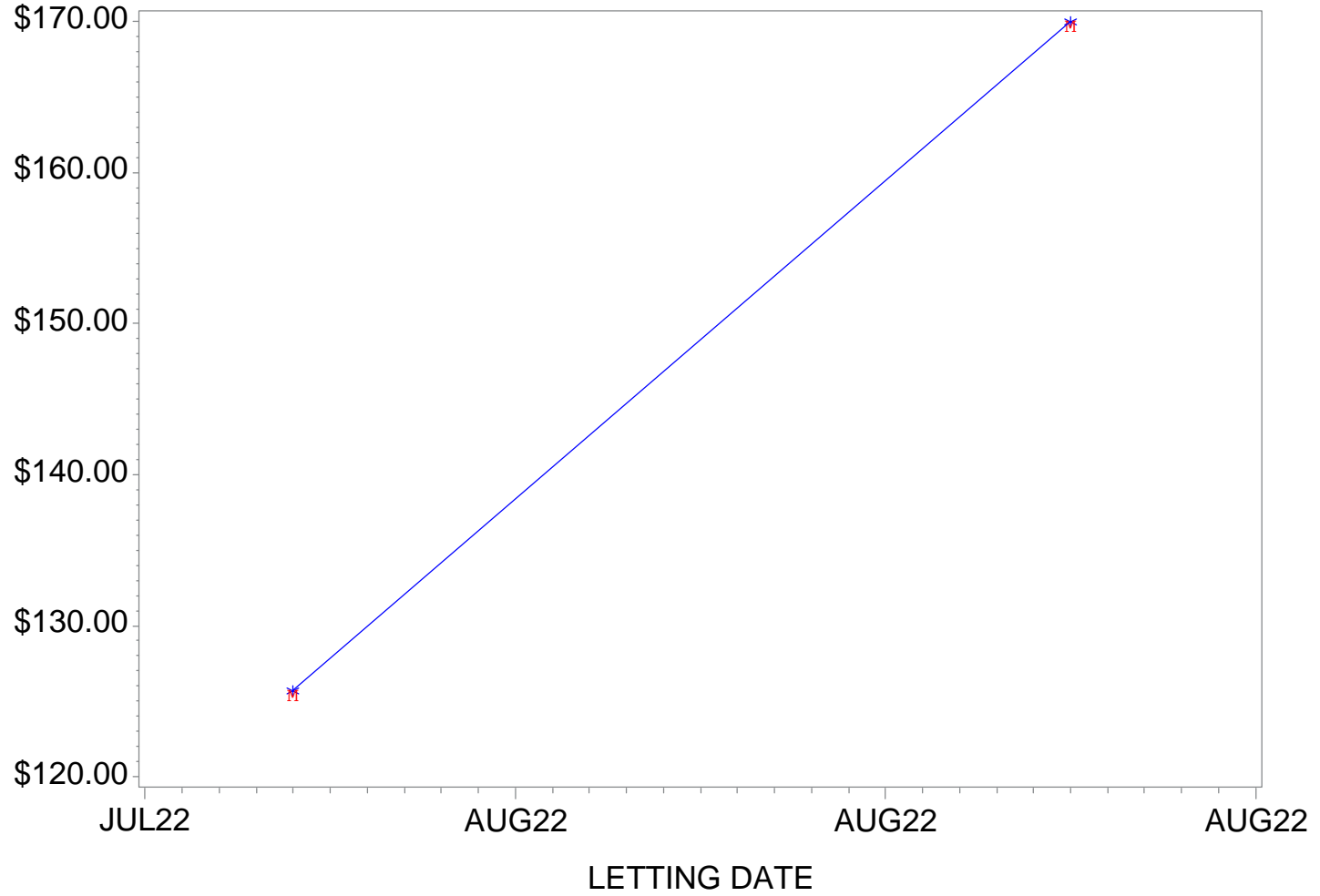




# New Jersey Department of Transportation Apr 2022 - Mar 2023

ITEM=MMG094M DESCRIPTION=DREDG, PROCESSING, TRNSPRT, PL UNITS=CY

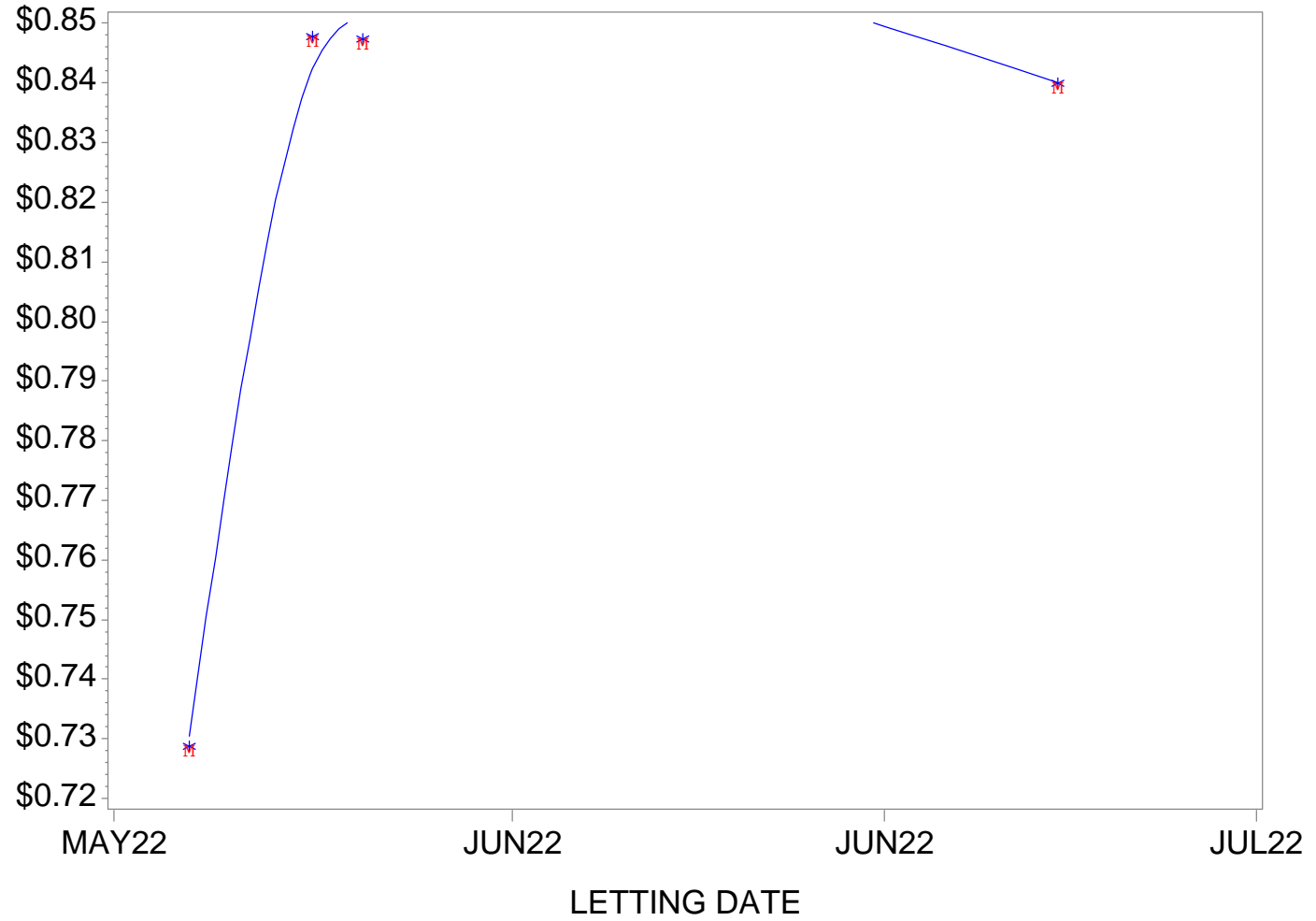
UNIT PRICE BID



# New Jersey Department of Transportation Apr 2022 - Mar 2023

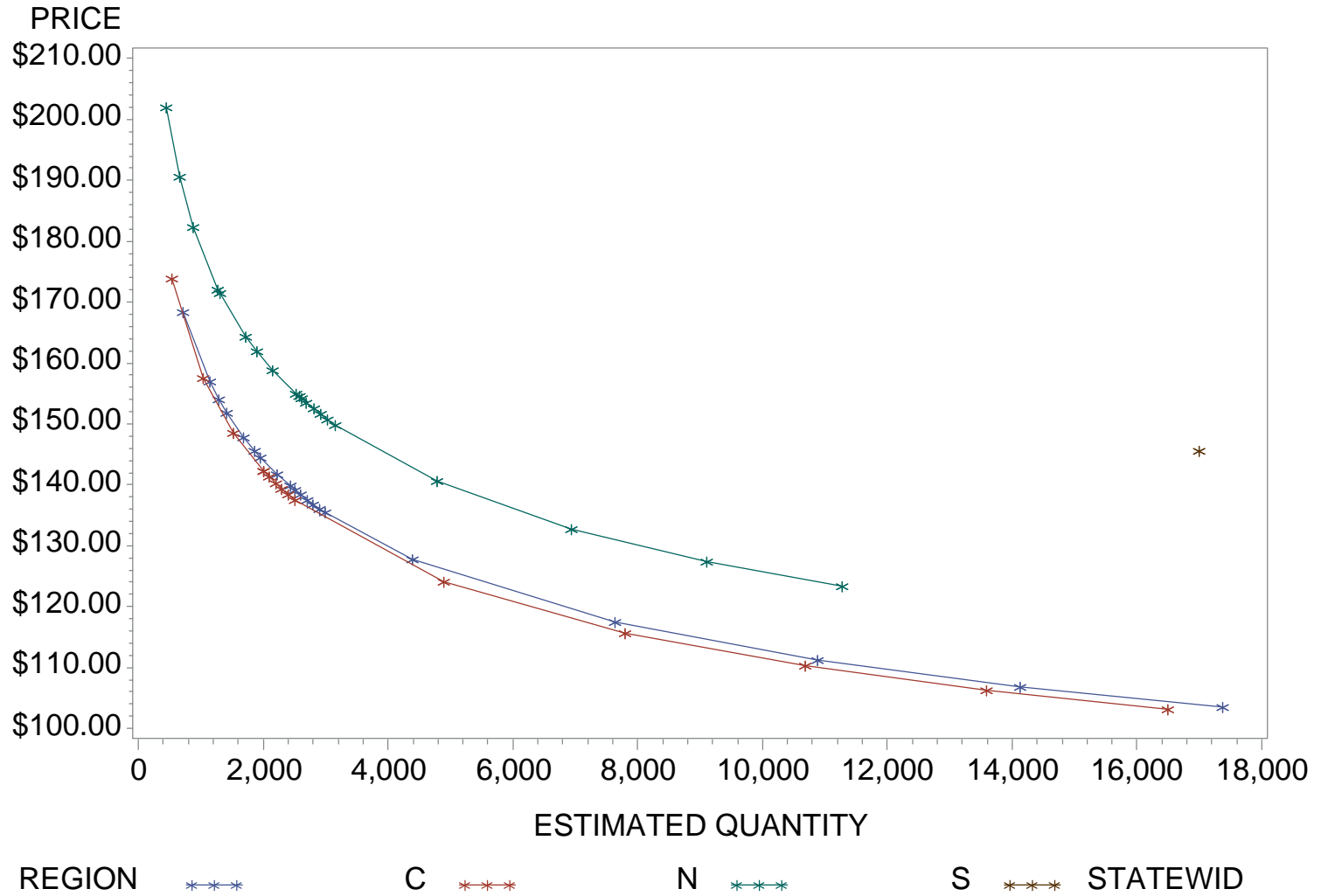
ITEM=MMG095M DESCRIPTION=ADJUSTMENT FACTOR UNITS=PCT

UNIT PRICE BID



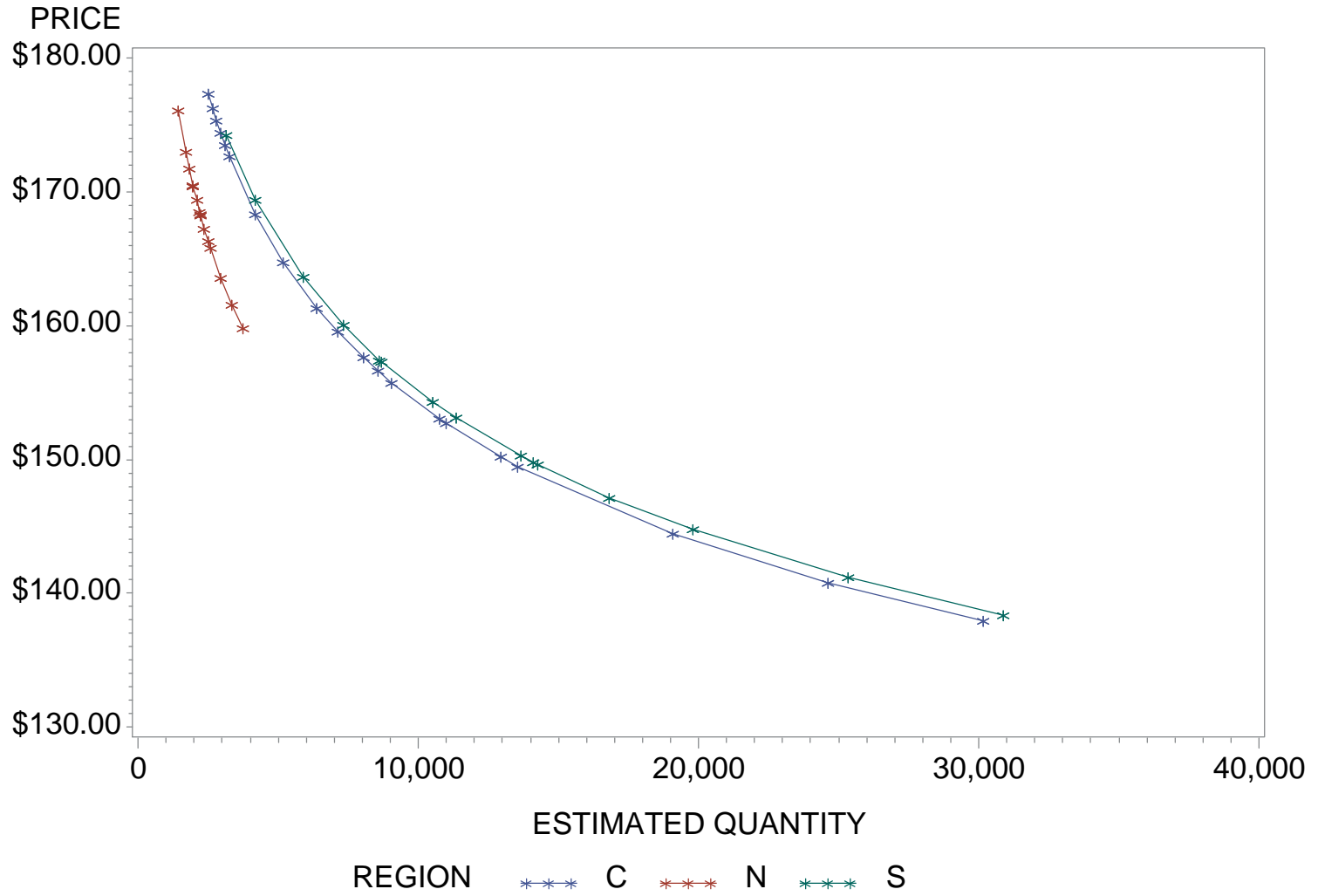
# New Jersey Department of Transportation Apr 2020 - Mar 2023

ITEM NUMBER=401042M DESCRIPTION=HOT MIX ASPHALT 9.5 M 64 SURFA



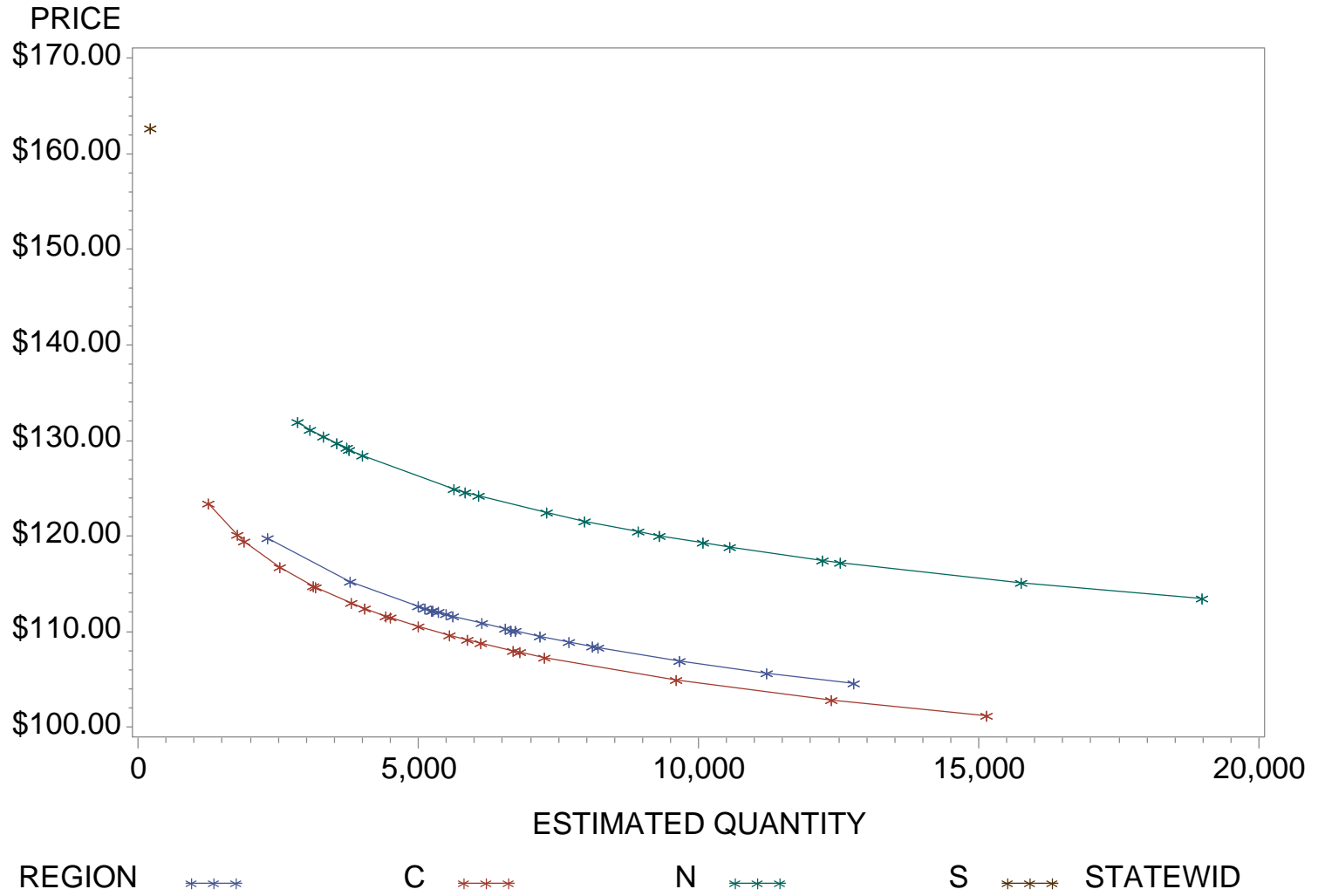
# New Jersey Department of Transportation Apr 2020 - Mar 2023

ITEM NUMBER=401049M DESCRIPTION=HOT MIX ASPHALT 9.5 ME SURFACE



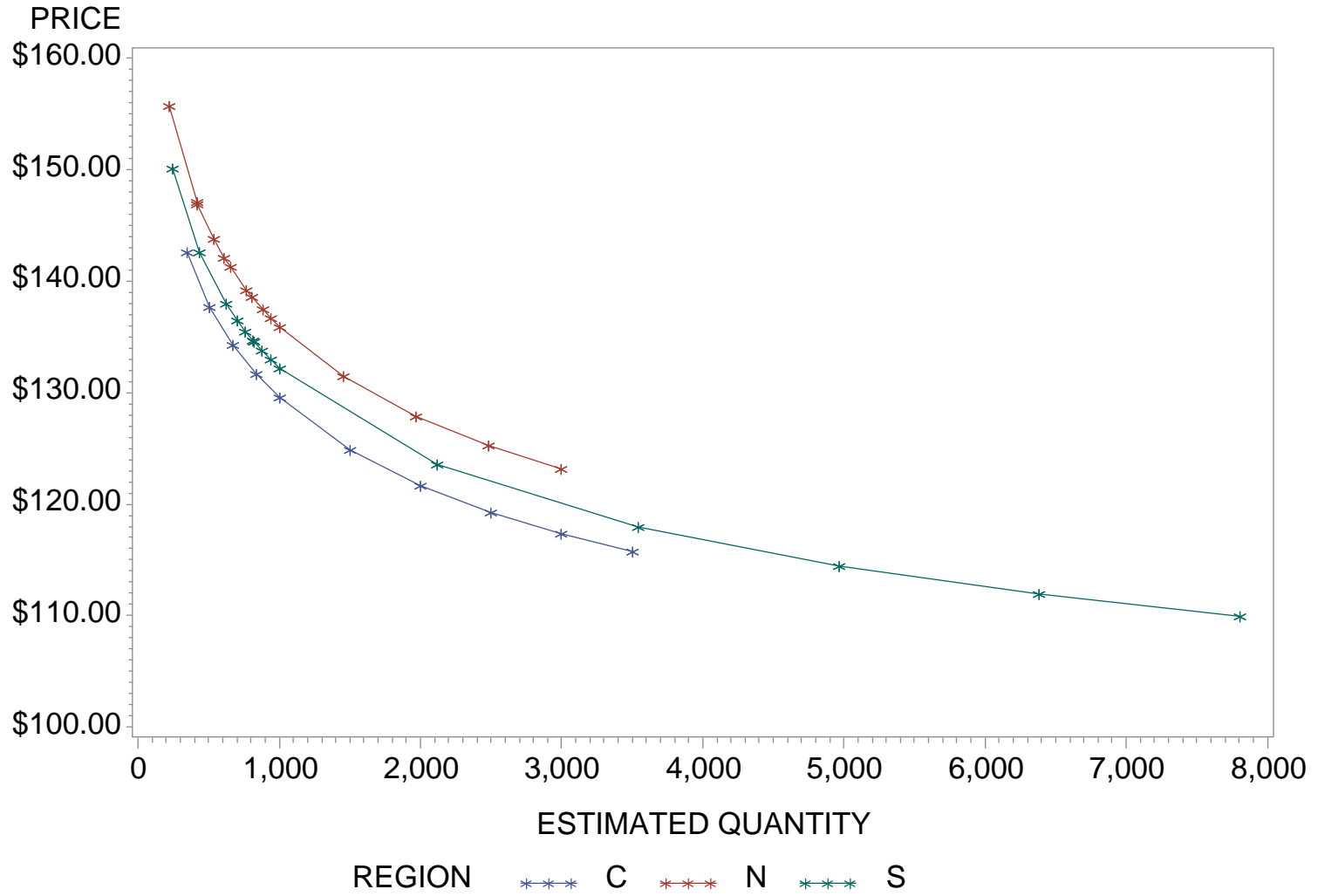
# New Jersey Department of Transportation Apr 2020 - Mar 2023

ITEM NUMBER=401061M DESCRIPTION=HMA 12.5 M E SURFACE COURSE



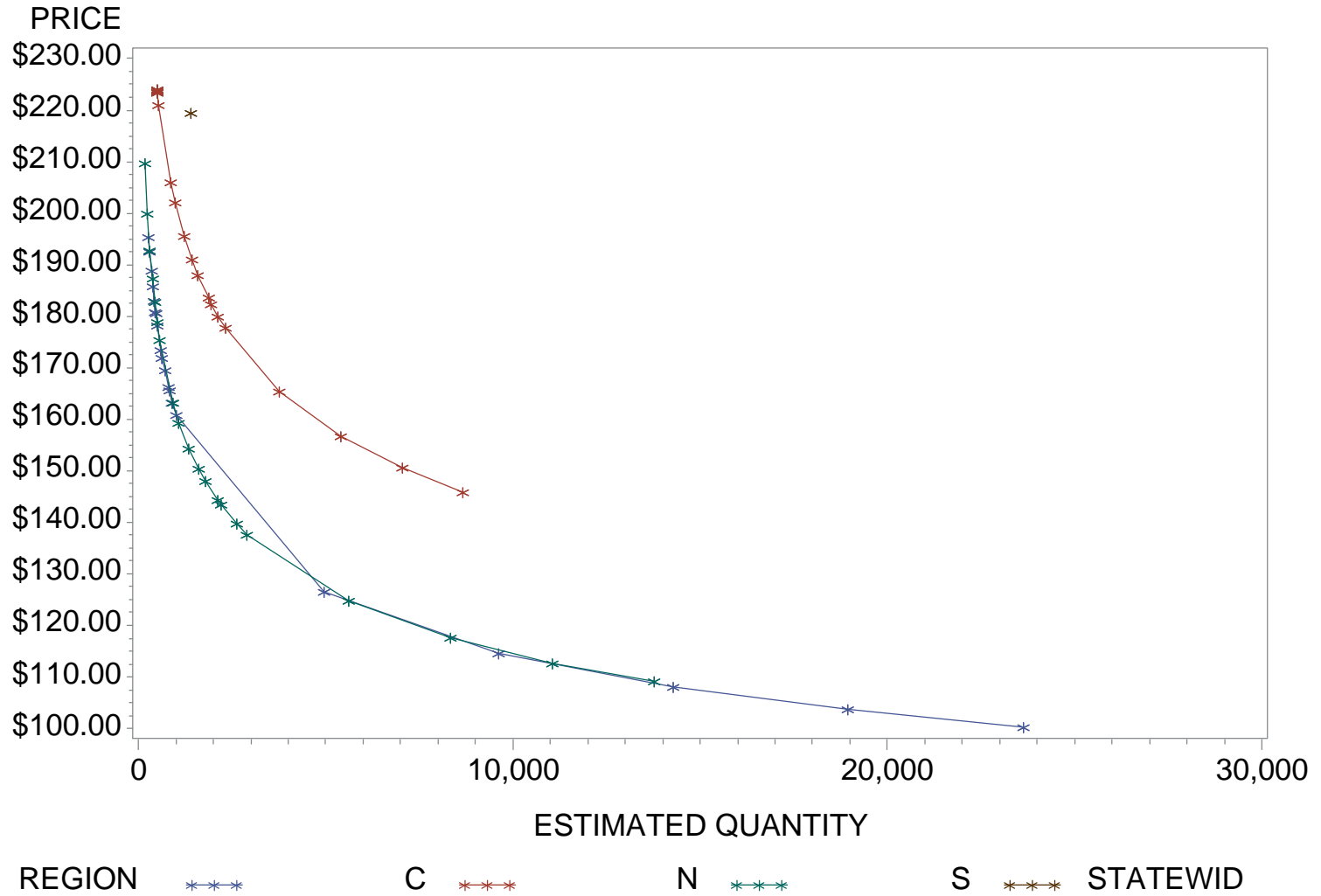
# New Jersey Department of Transportation Apr 2020 - Mar 2023

ITEM NUMBER=401072M DESCRIPTION=HOT MIX ASPHALT 12.5 M 64 INTE



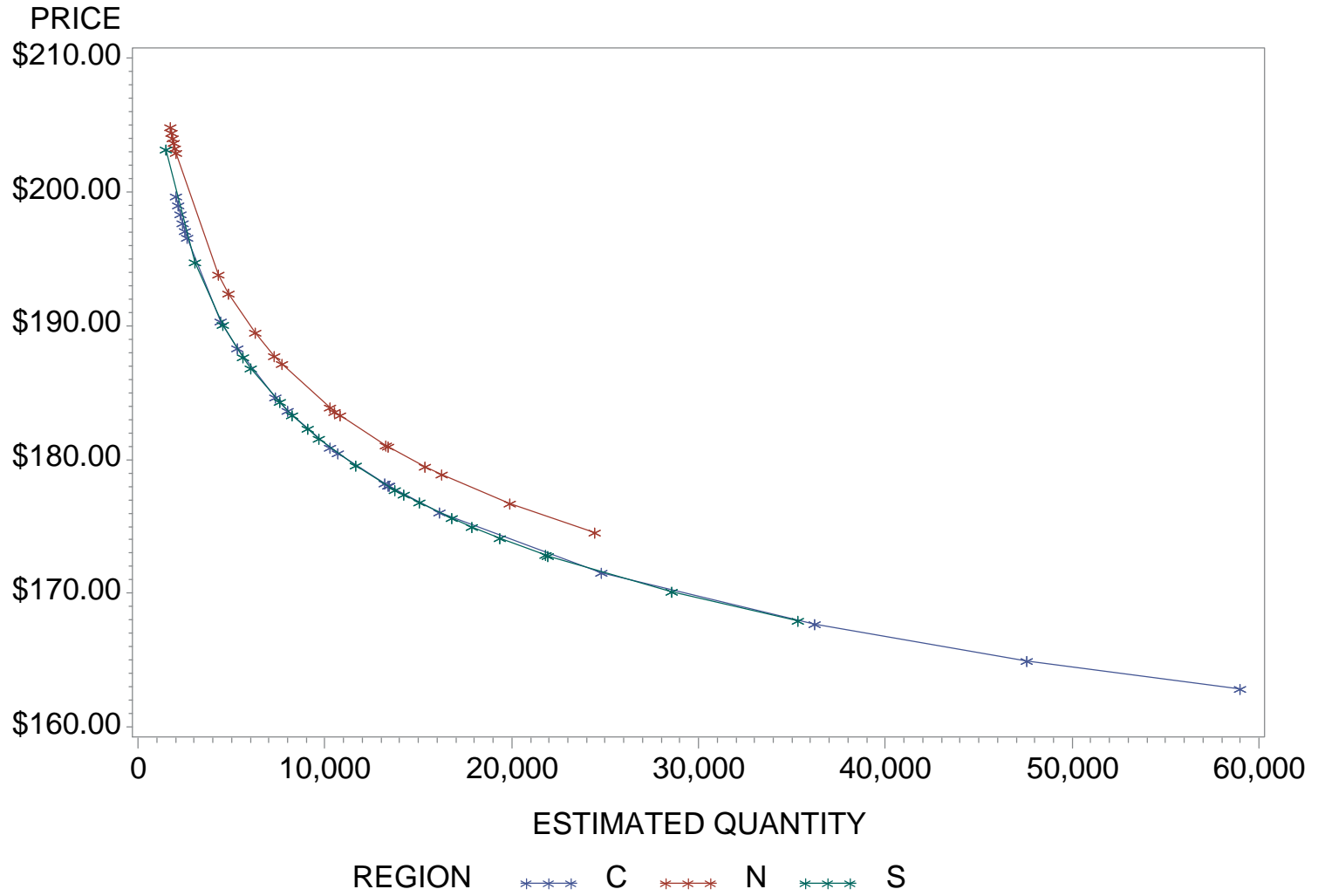
# New Jersey Department of Transportation Apr 2020 - Mar 2023

ITEM NUMBER=401099M DESCRIPTION=HOT MIX ASPHALT 25 M 64 BASE C



# New Jersey Department of Transportation Apr 2020 - Mar 2023

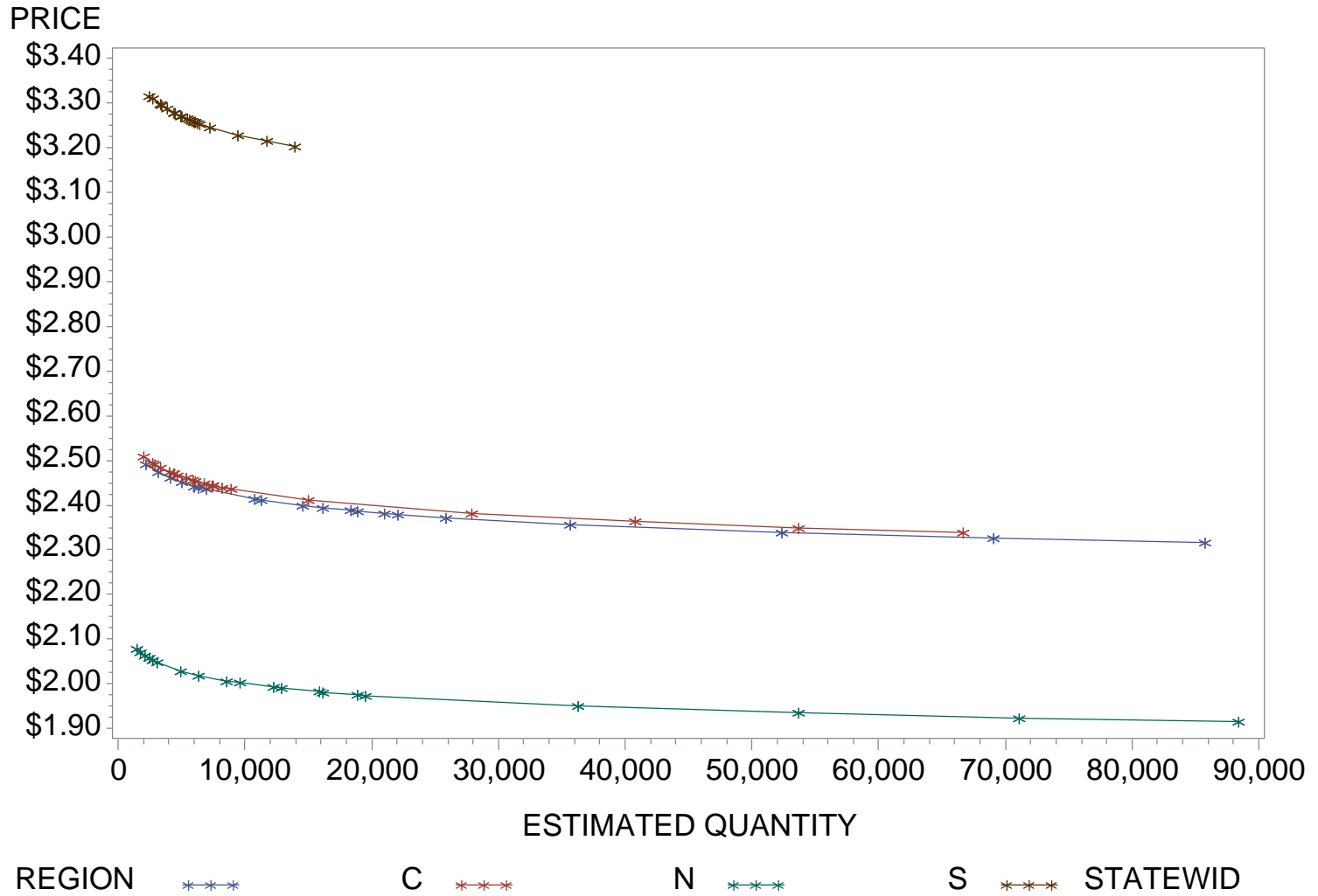
ITEM NUMBER=404006M DESCRIPTION=STONE MATRIX ASPHALT 12.5 MM S





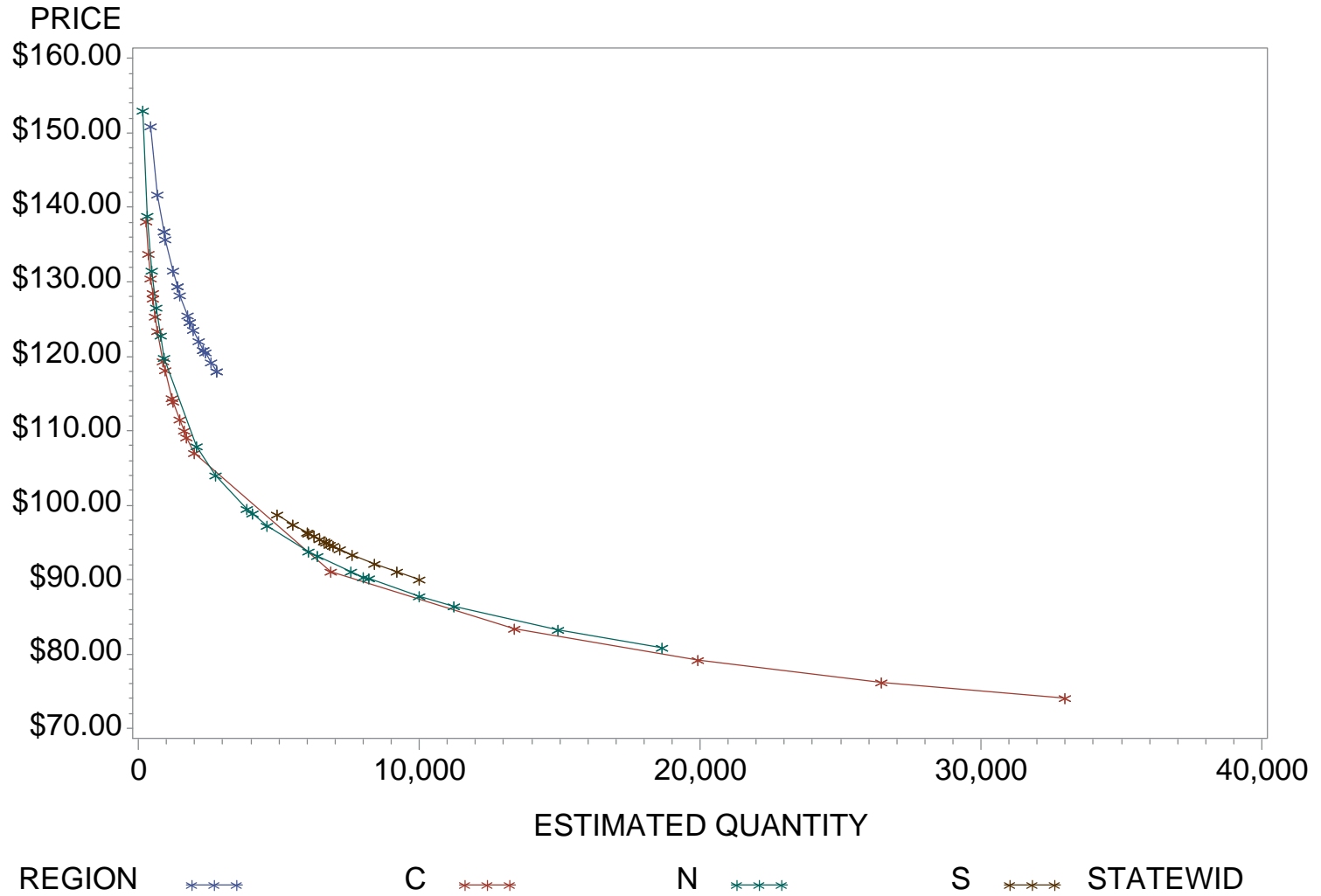
# New Jersey Department of Transportation Apr 2020 - Mar 2023

ITEM NUMBER=504006P DESCRIPTION=REINFORCEMENT STEEL, EPOXY-COA



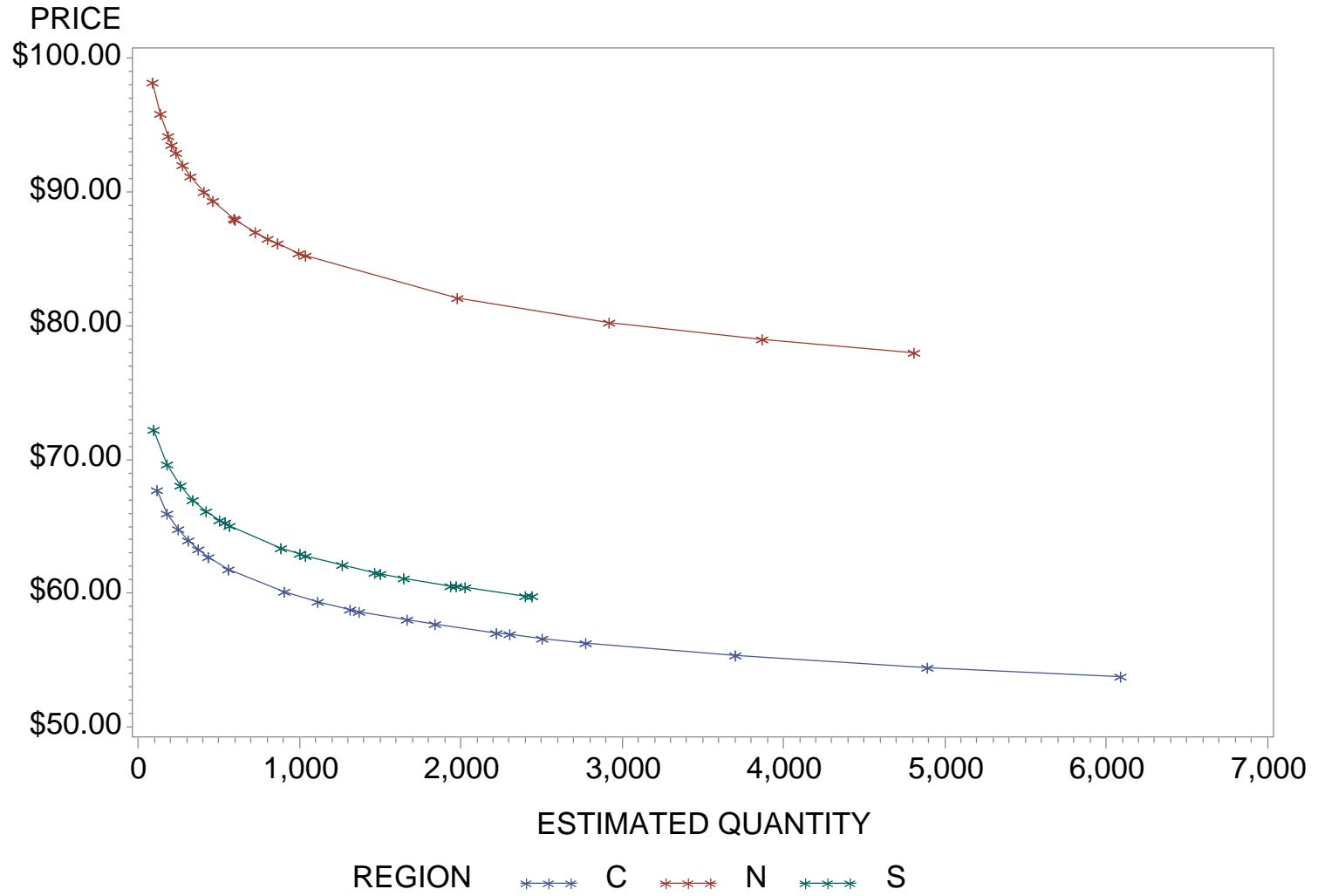
# New Jersey Department of Transportation Apr 2020 - Mar 2023

ITEM NUMBER=551006M DESCRIPTION=CONCRETE DECK REPAIR, TYPE B



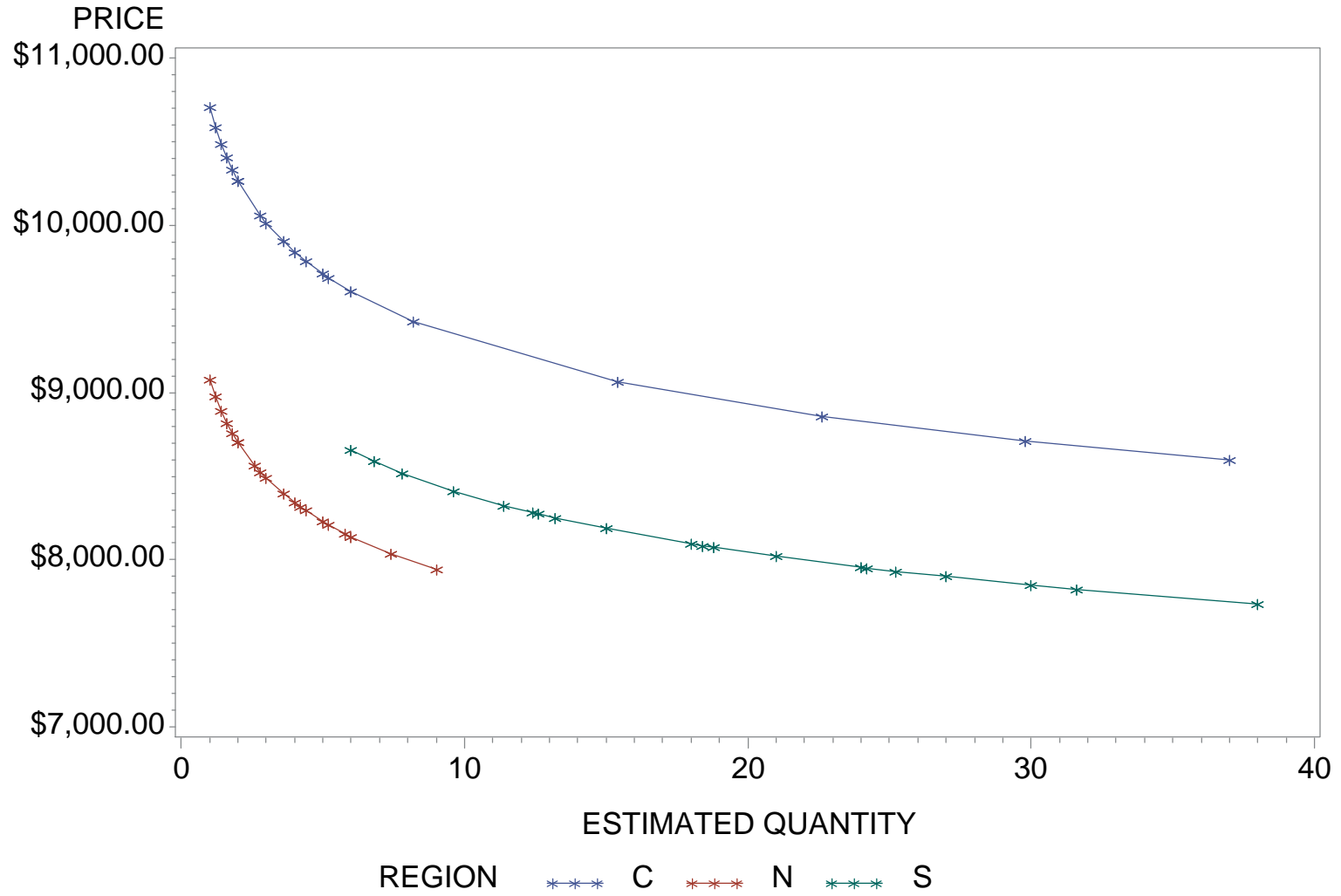
# New Jersey Department of Transportation Apr 2020 - Mar 2023

ITEM NUMBER=601122P DESCRIPTION=15" REINFORCED CONCRETE PIPE



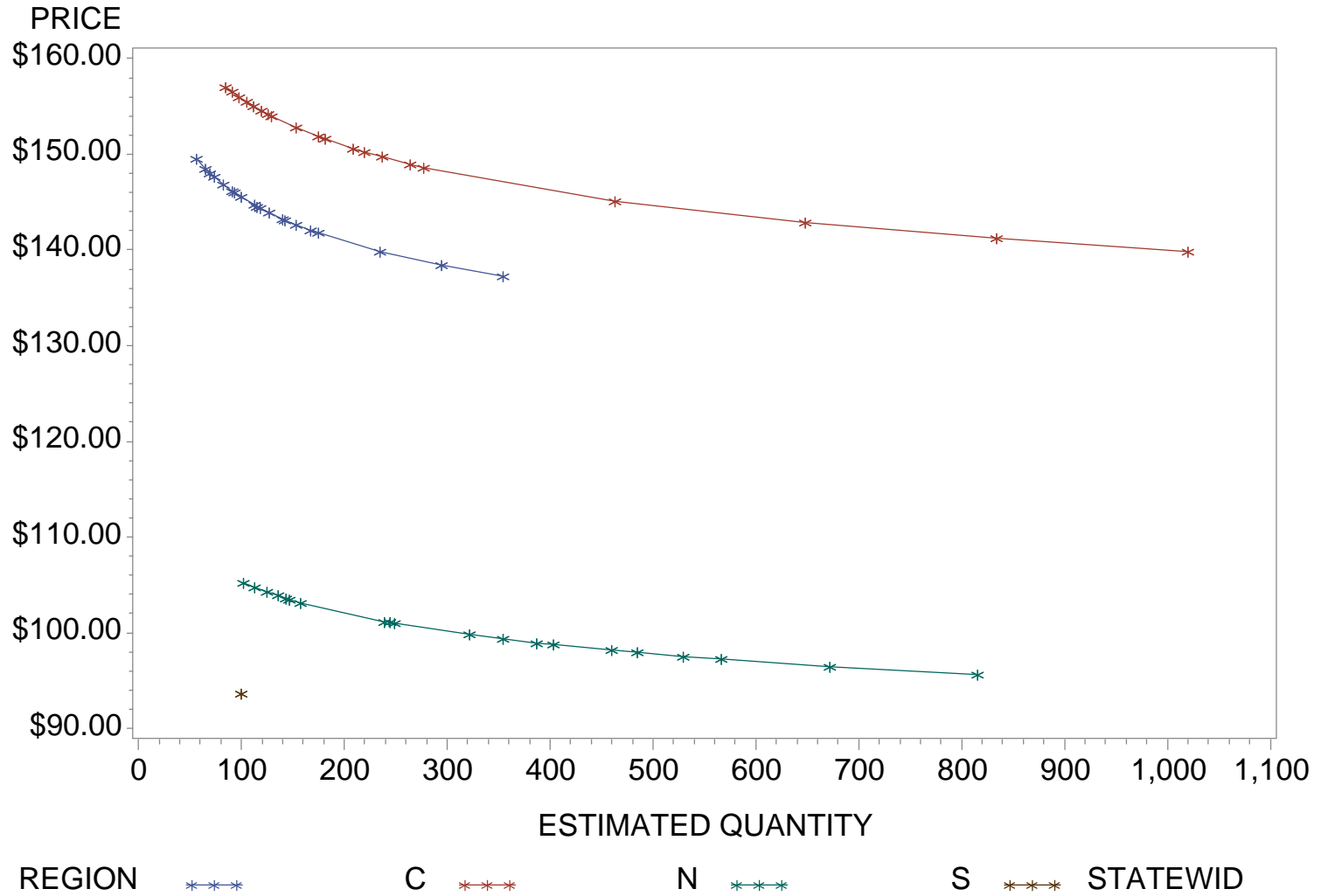
# New Jersey Department of Transportation Apr 2020 - Mar 2023

ITEM NUMBER=602018M DESCRIPTION=INLET, TYPE E



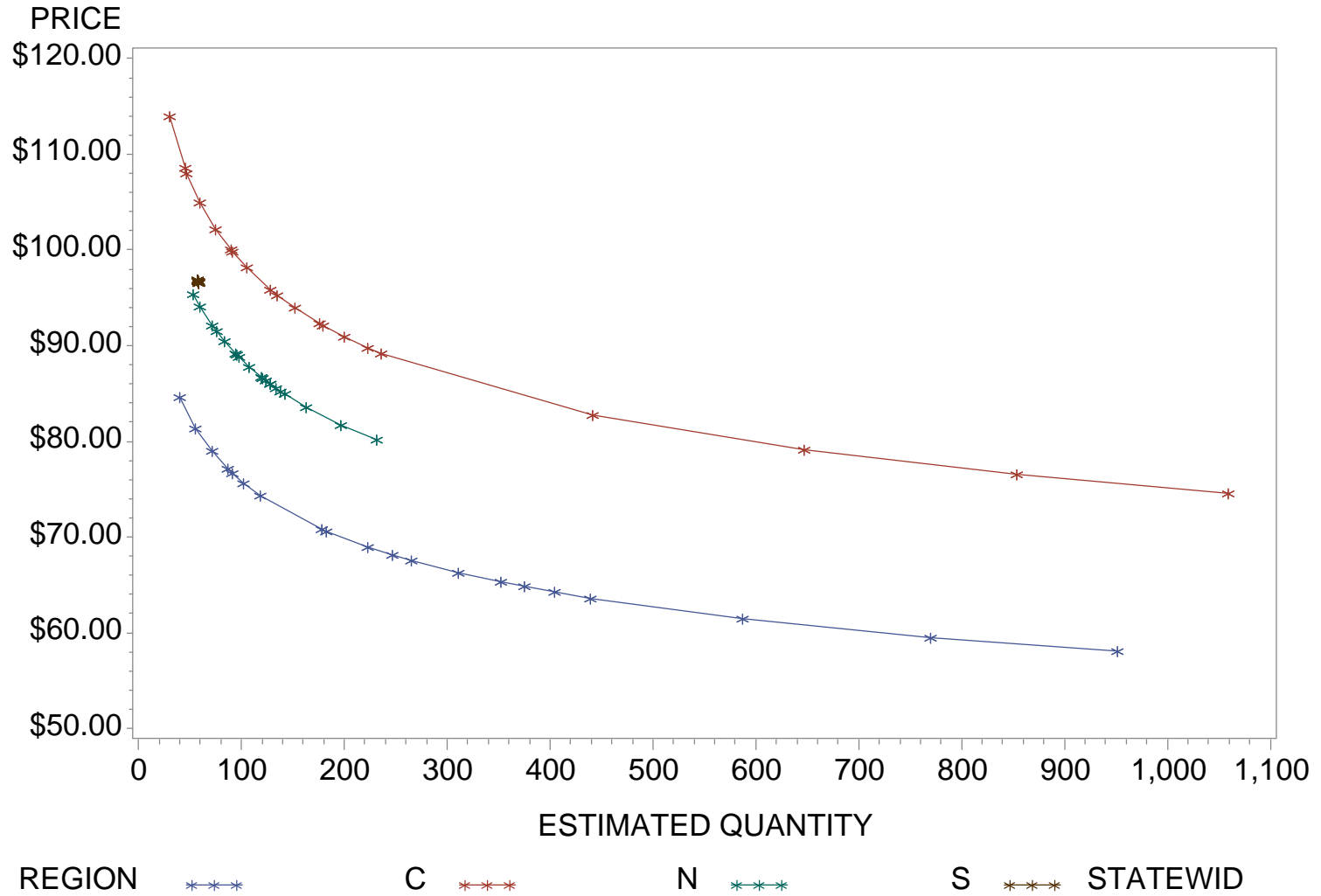
# New Jersey Department of Transportation Apr 2020 - Mar 2023

ITEM NUMBER=606051P DESCRIPTION=CONCRETE DRIVEWAY, 6" THICK



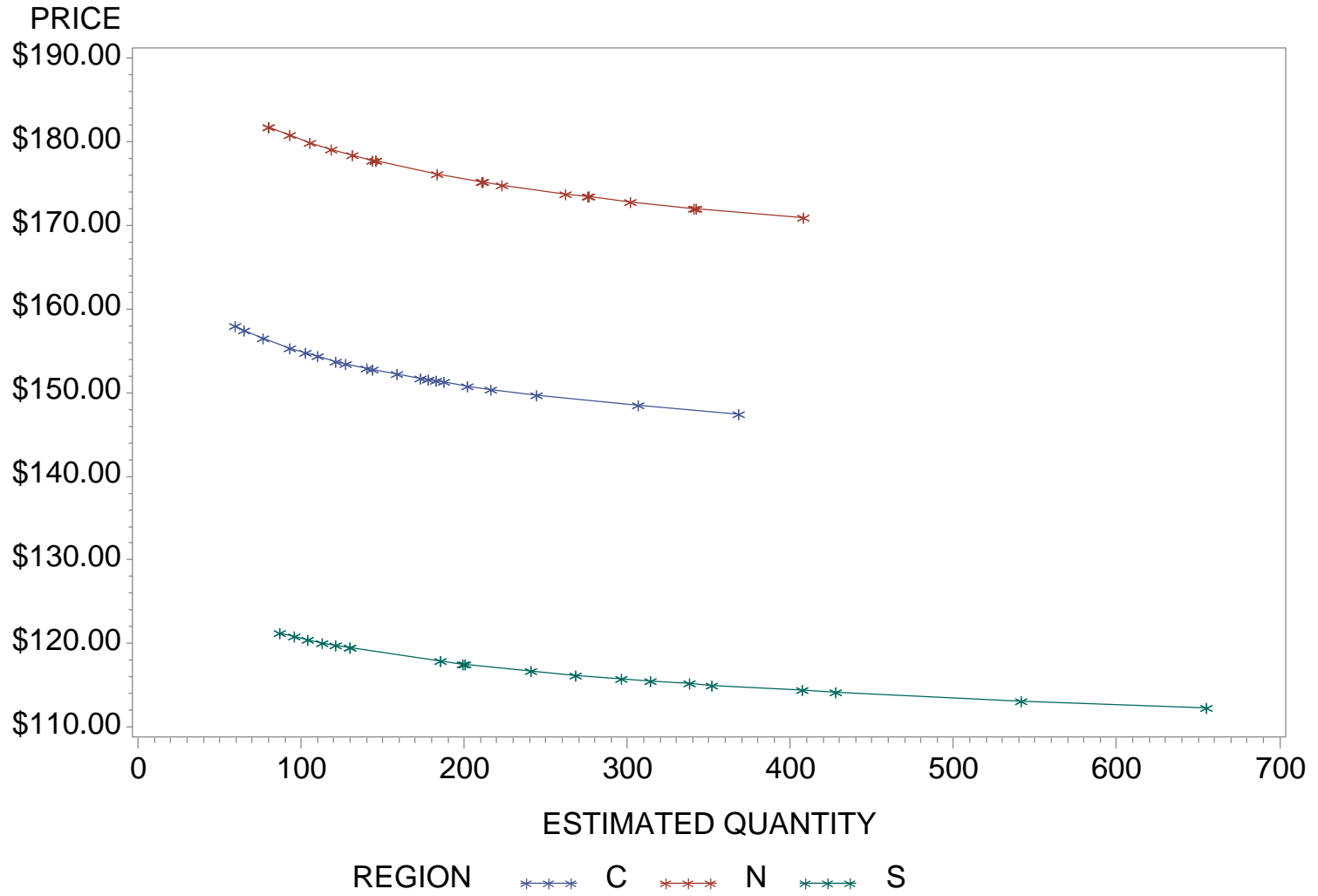
New Jersey Department of Transportation  
Apr 2020 - Mar 2023

ITEM NUMBER=606075P DESCRIPTION=CONCRETE ISLAND, 4" THICK



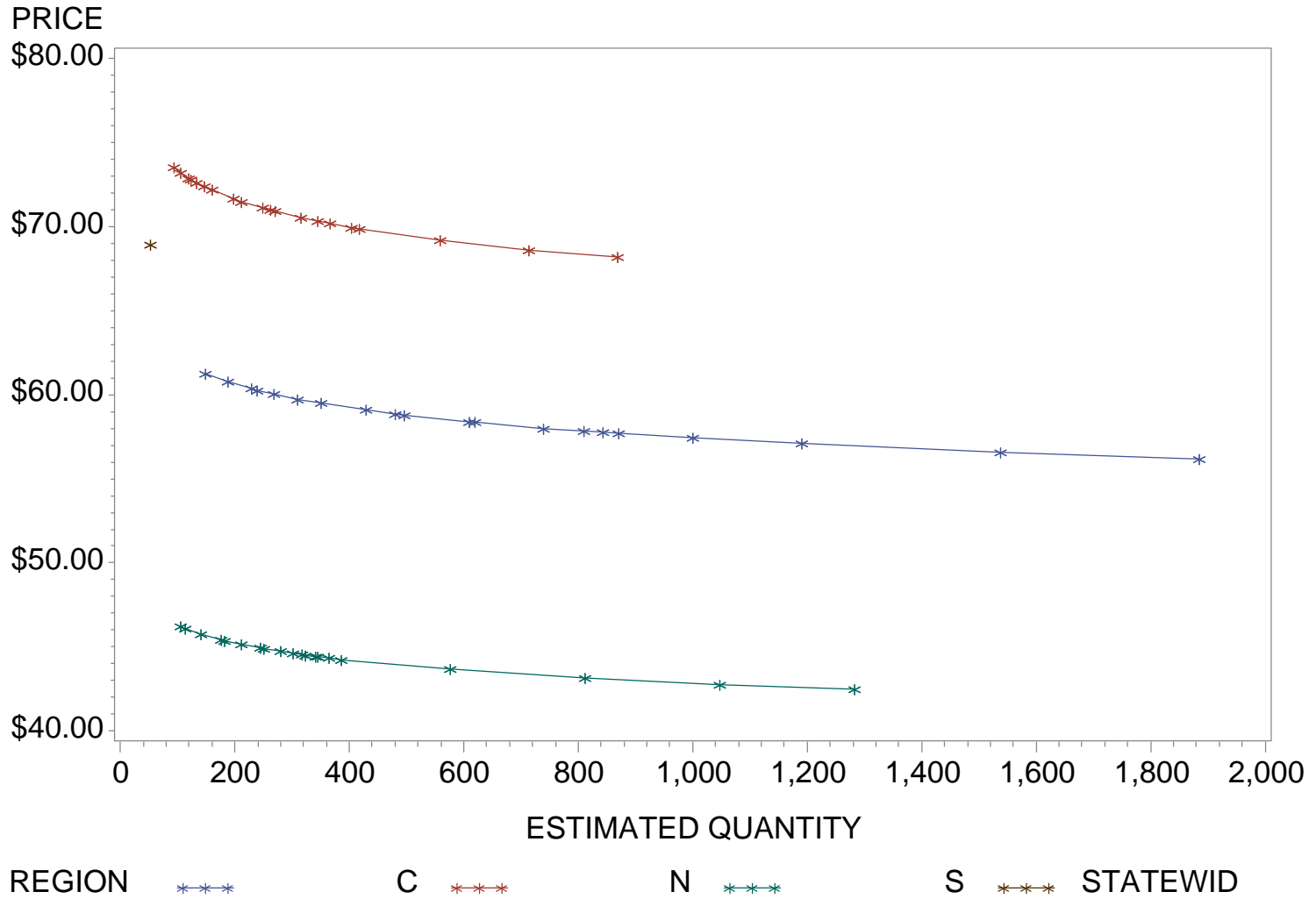
# New Jersey Department of Transportation Apr 2020 - Mar 2023

ITEM NUMBER=606078P DESCRIPTION=CONCRETE ISLAND, 6" THICK



## New Jersey Department of Transportation Apr 2020 - Mar 2023

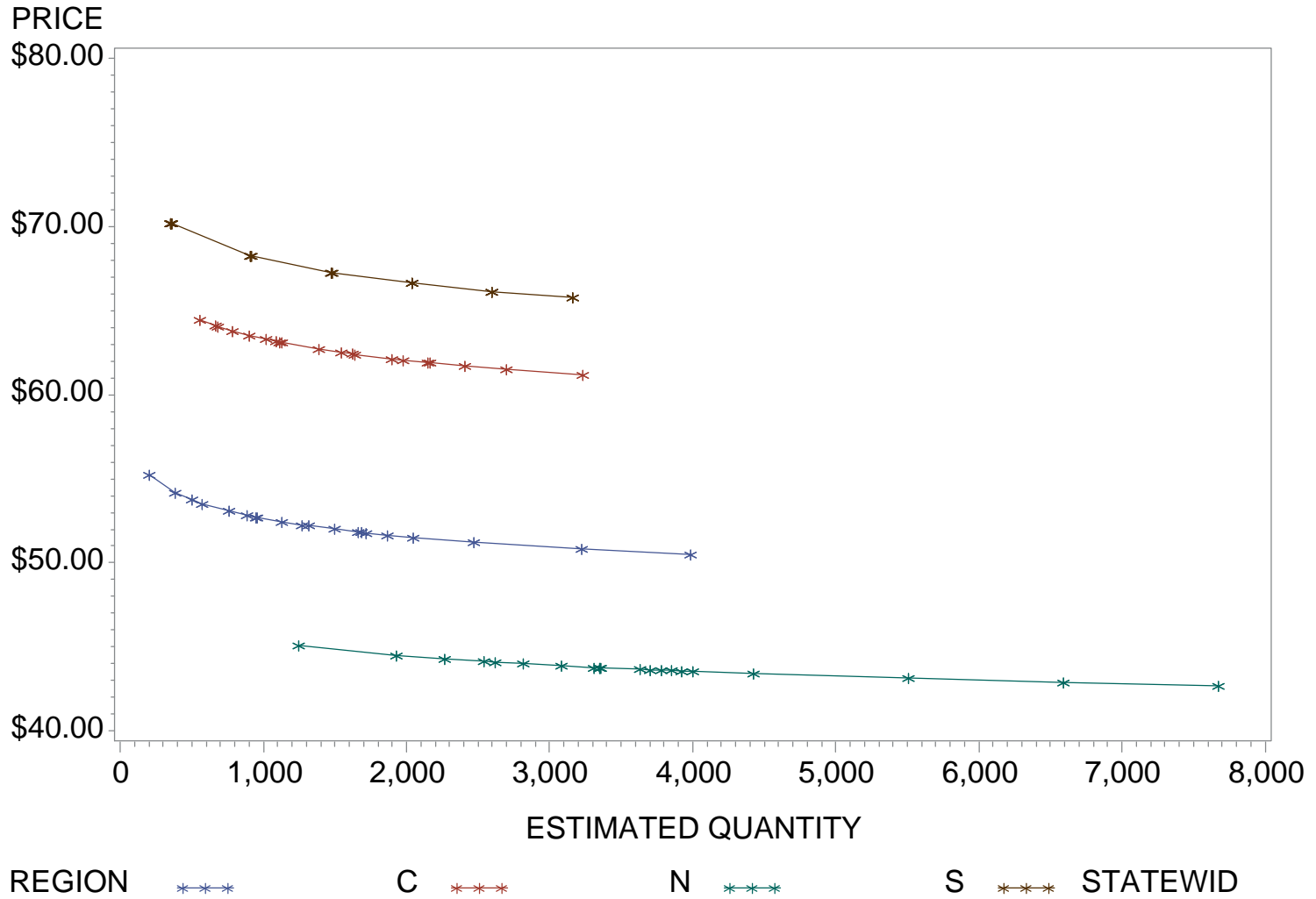
ITEM NUMBER=607069P DESCRIPTION=9" X VARIABLE HEIGHT CONCRETE





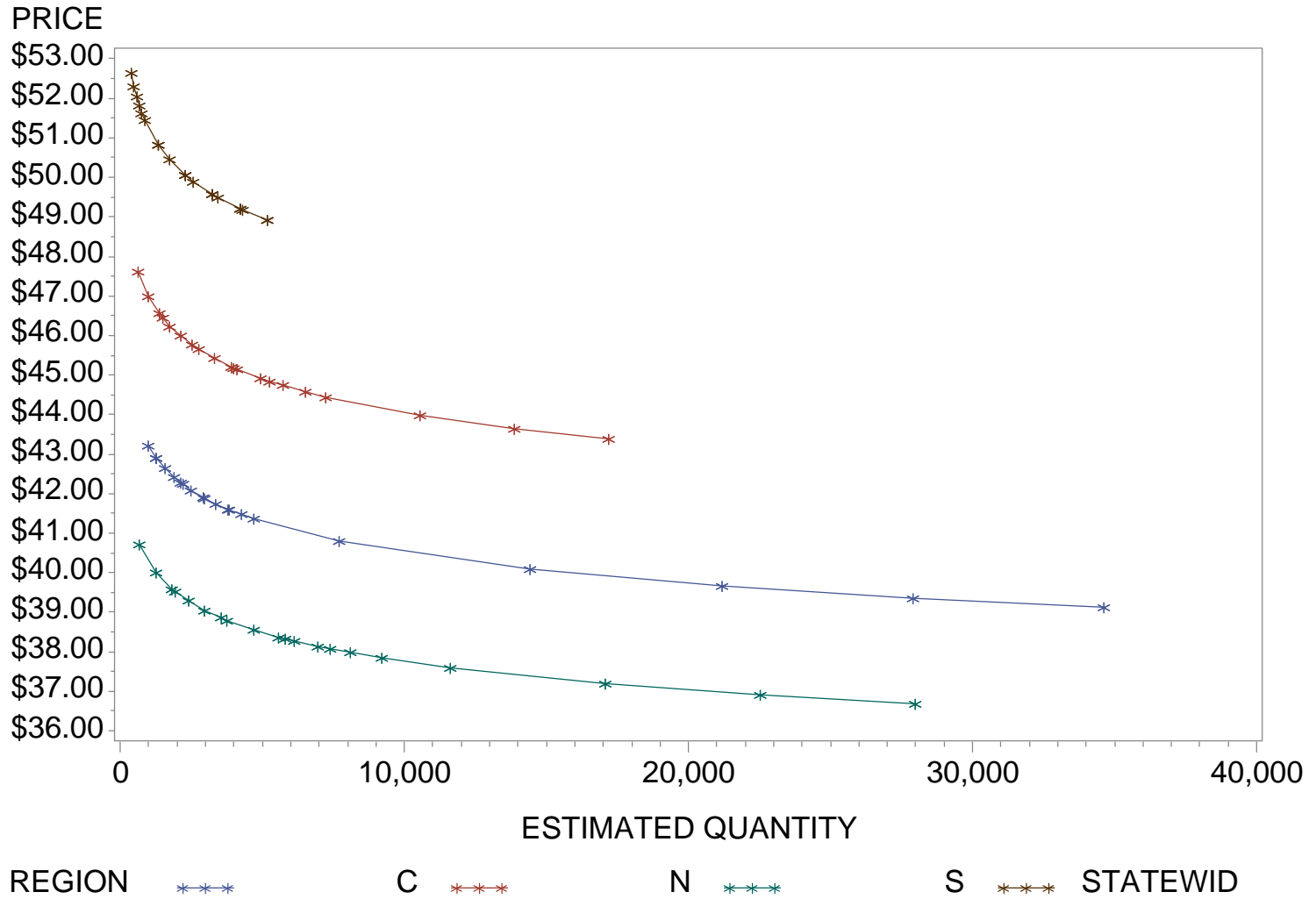
## New Jersey Department of Transportation Apr 2020 - Mar 2023

ITEM NUMBER=608004P DESCRIPTION=NONVEGETATIVE SURFACE, POROUS



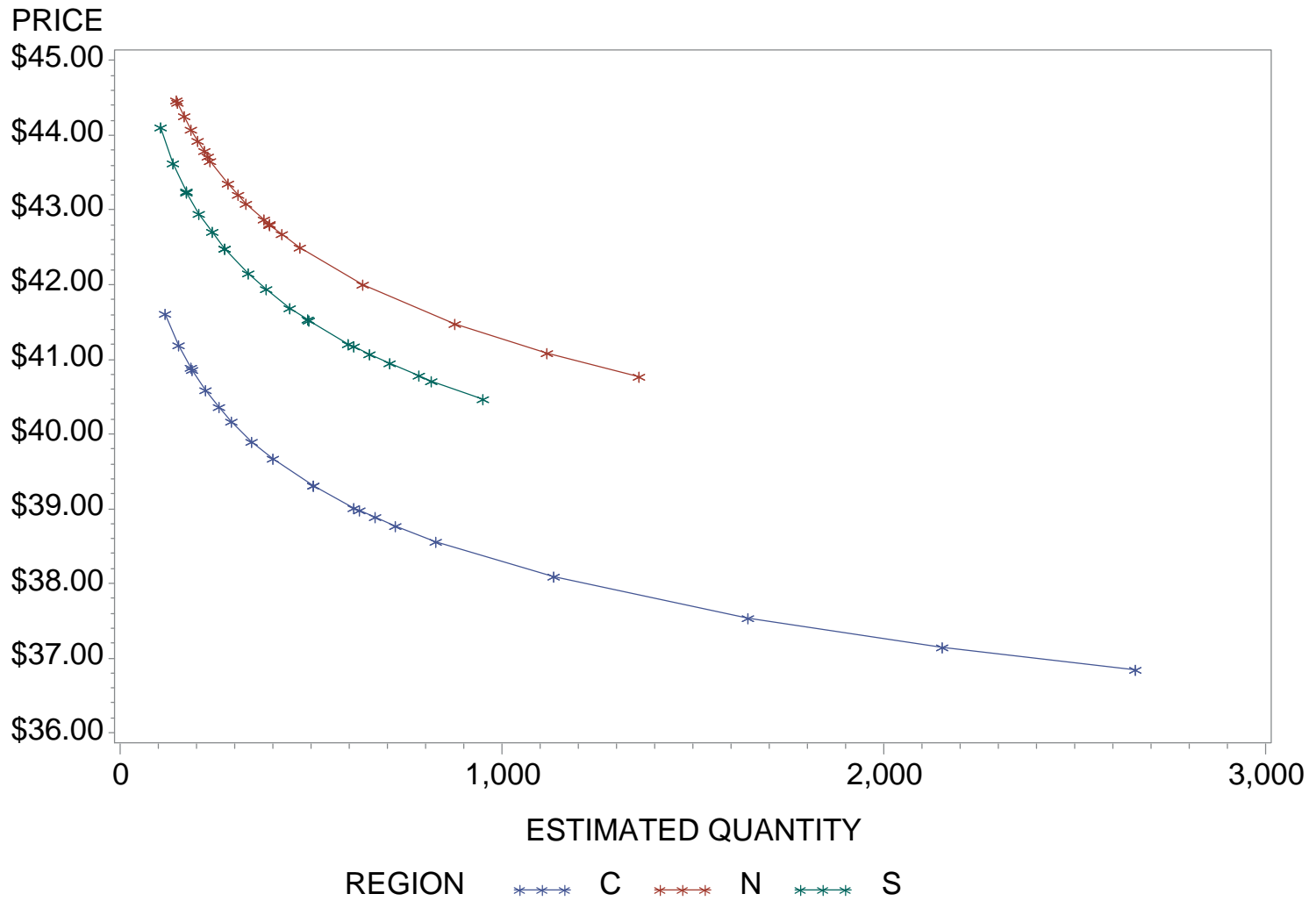
# New Jersey Department of Transportation Apr 2020 - Mar 2023

ITEM NUMBER=609003M DESCRIPTION=BEAM GUIDE RAIL



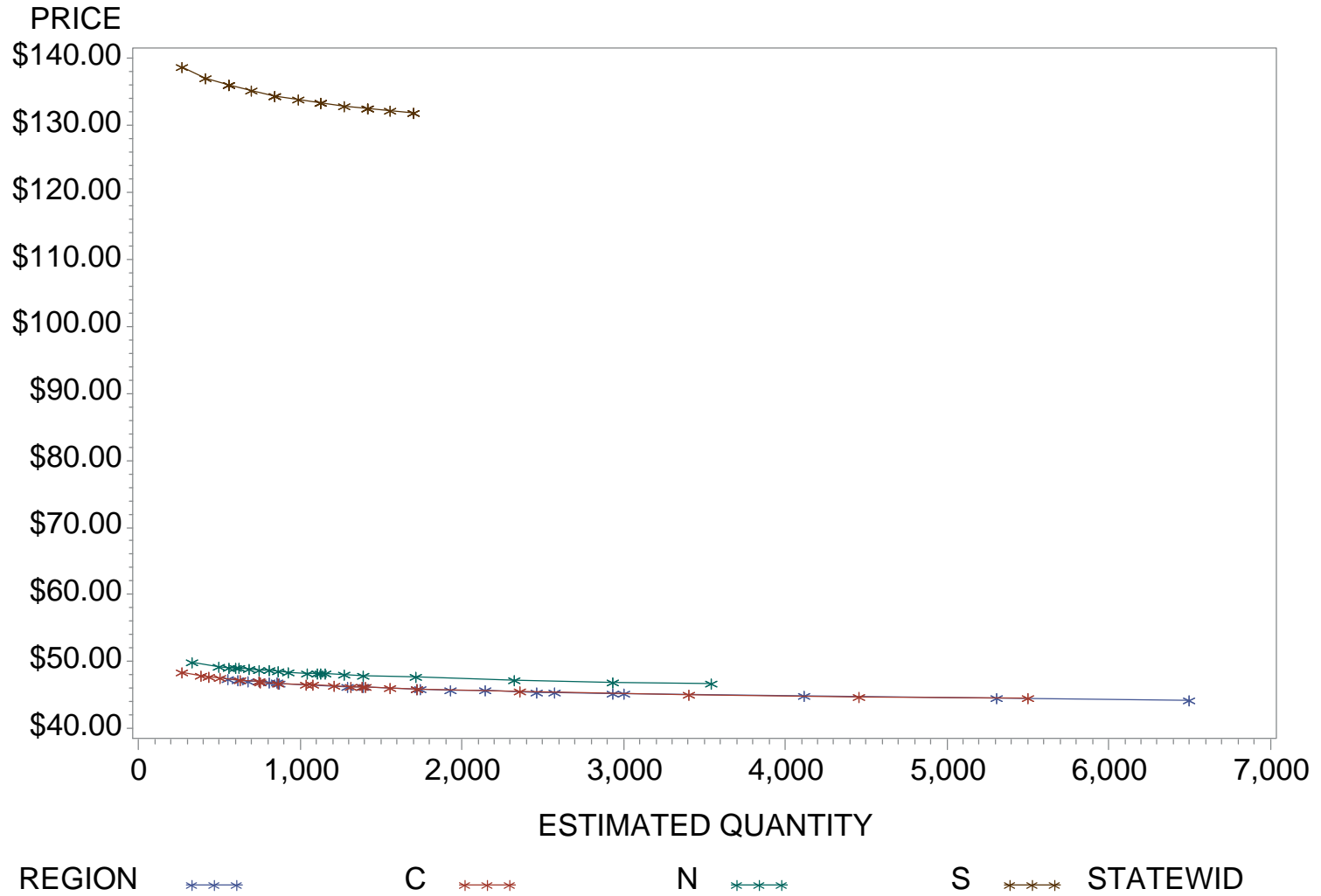
# New Jersey Department of Transportation Apr 2020 - Mar 2023

ITEM NUMBER=612003P DESCRIPTION=REGULATORY AND WARNING SIGN



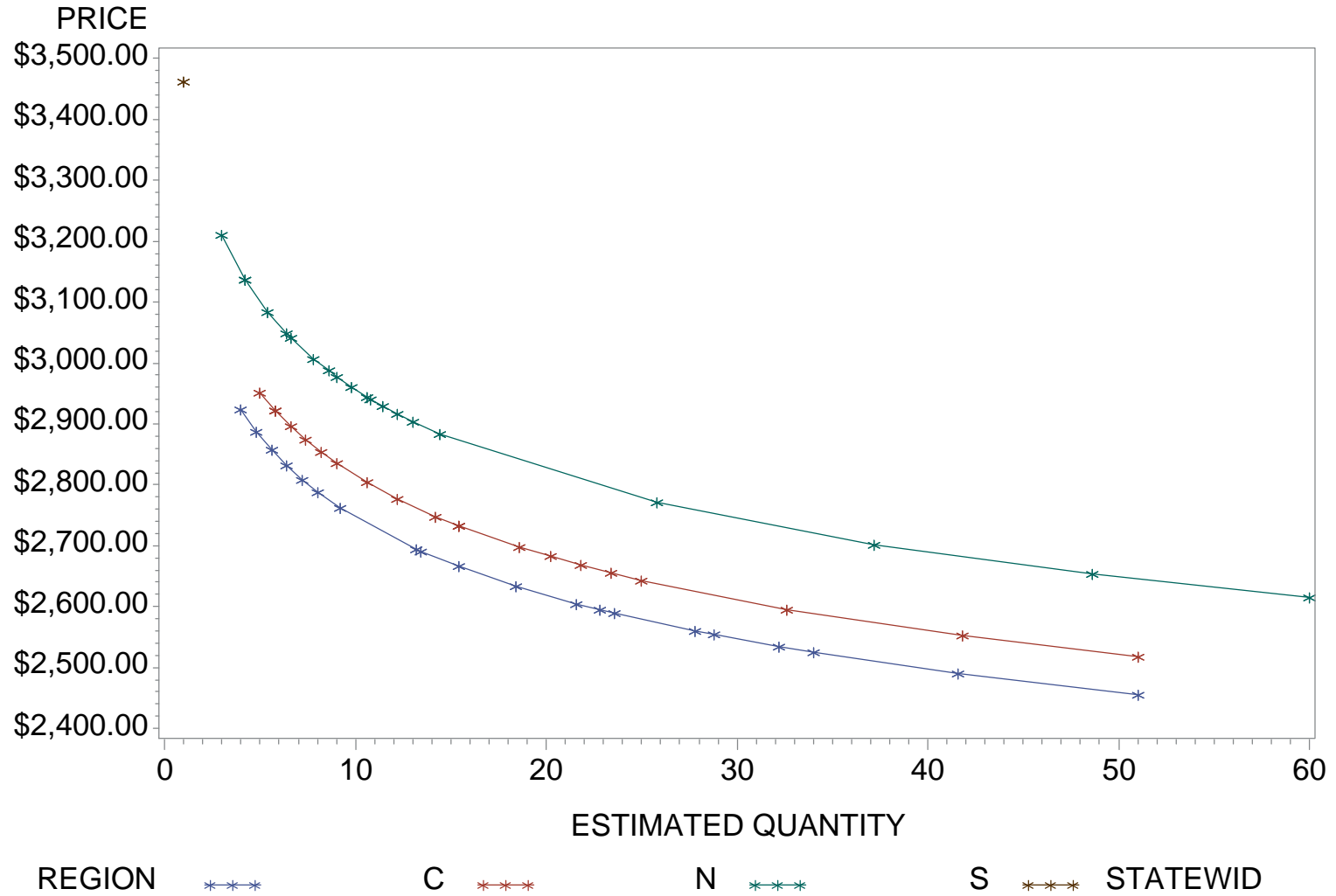
# New Jersey Department of Transportation Apr 2020 - Mar 2023

ITEM NUMBER=701021P DESCRIPTION=3" RIGID METALLIC CONDUIT



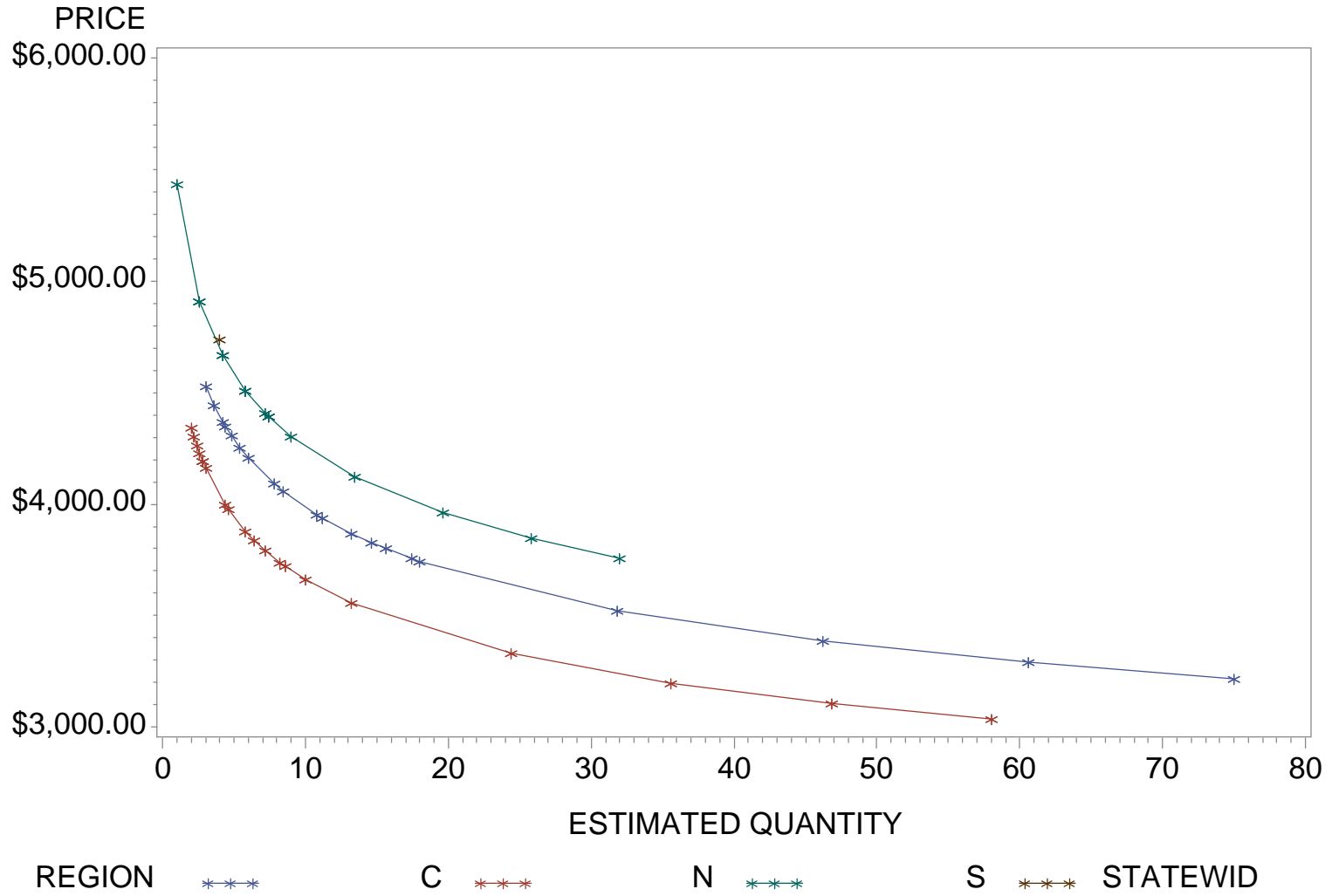
# New Jersey Department of Transportation Apr 2020 - Mar 2023

ITEM NUMBER=701102M DESCRIPTION=18" X 36" JUNCTION BOX



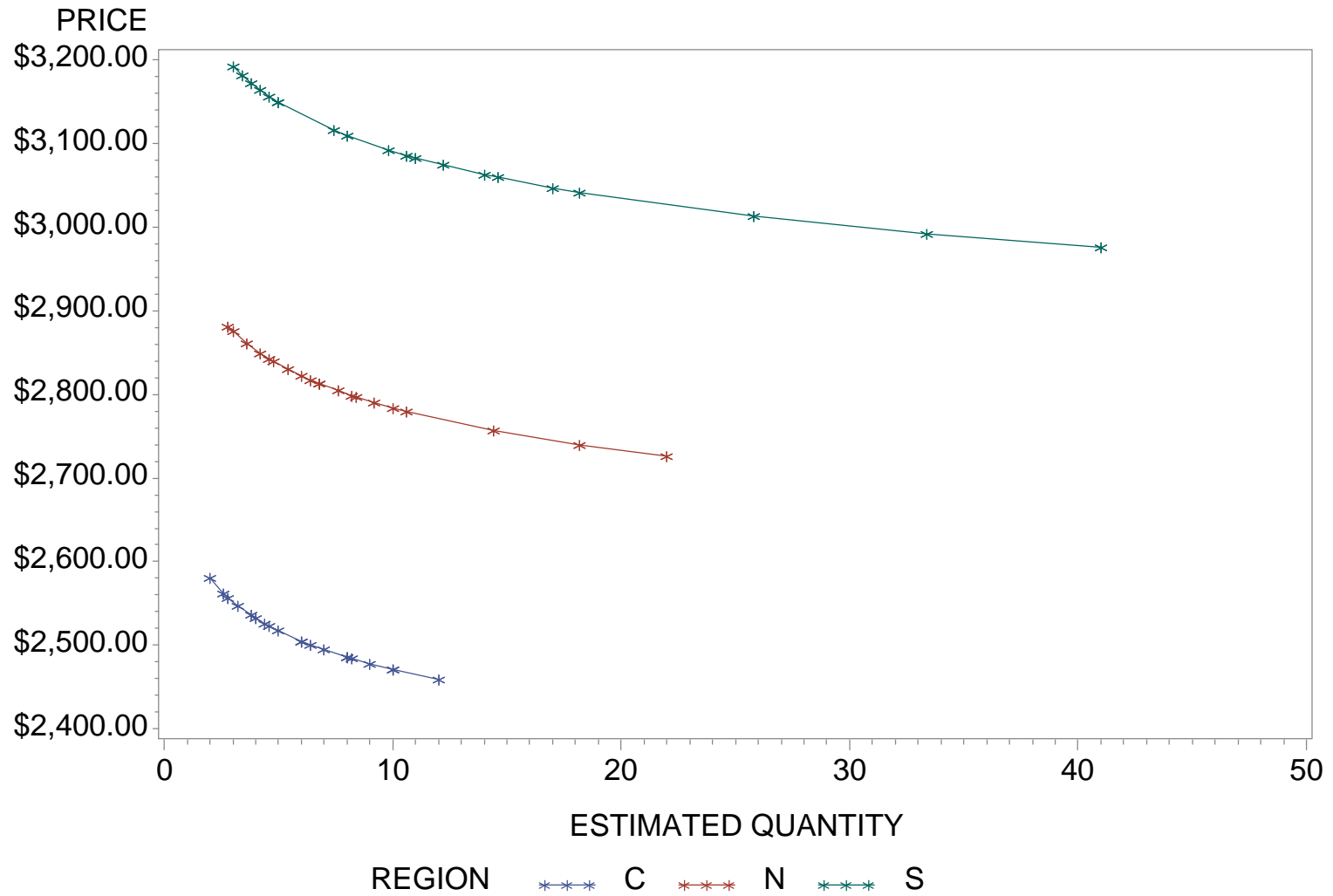
# New Jersey Department of Transportation Apr 2020 - Mar 2023

ITEM NUMBER=701117M DESCRIPTION=JUNCTION BOX FOUNDATION



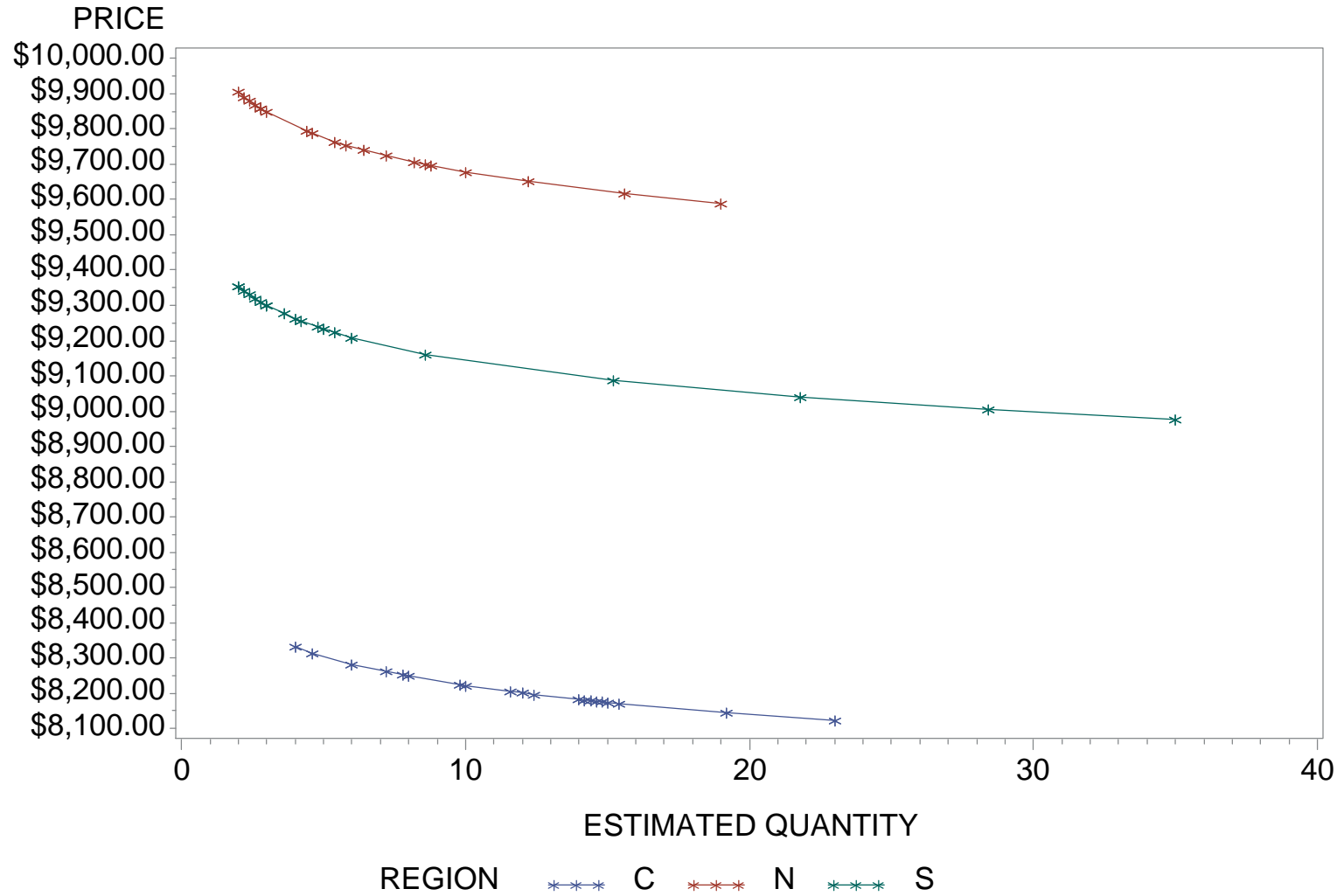
# New Jersey Department of Transportation Apr 2020 - Mar 2023

ITEM NUMBER=701135M DESCRIPTION=FOUNDATION, TYPE SPF



# New Jersey Department of Transportation Apr 2020 - Mar 2023

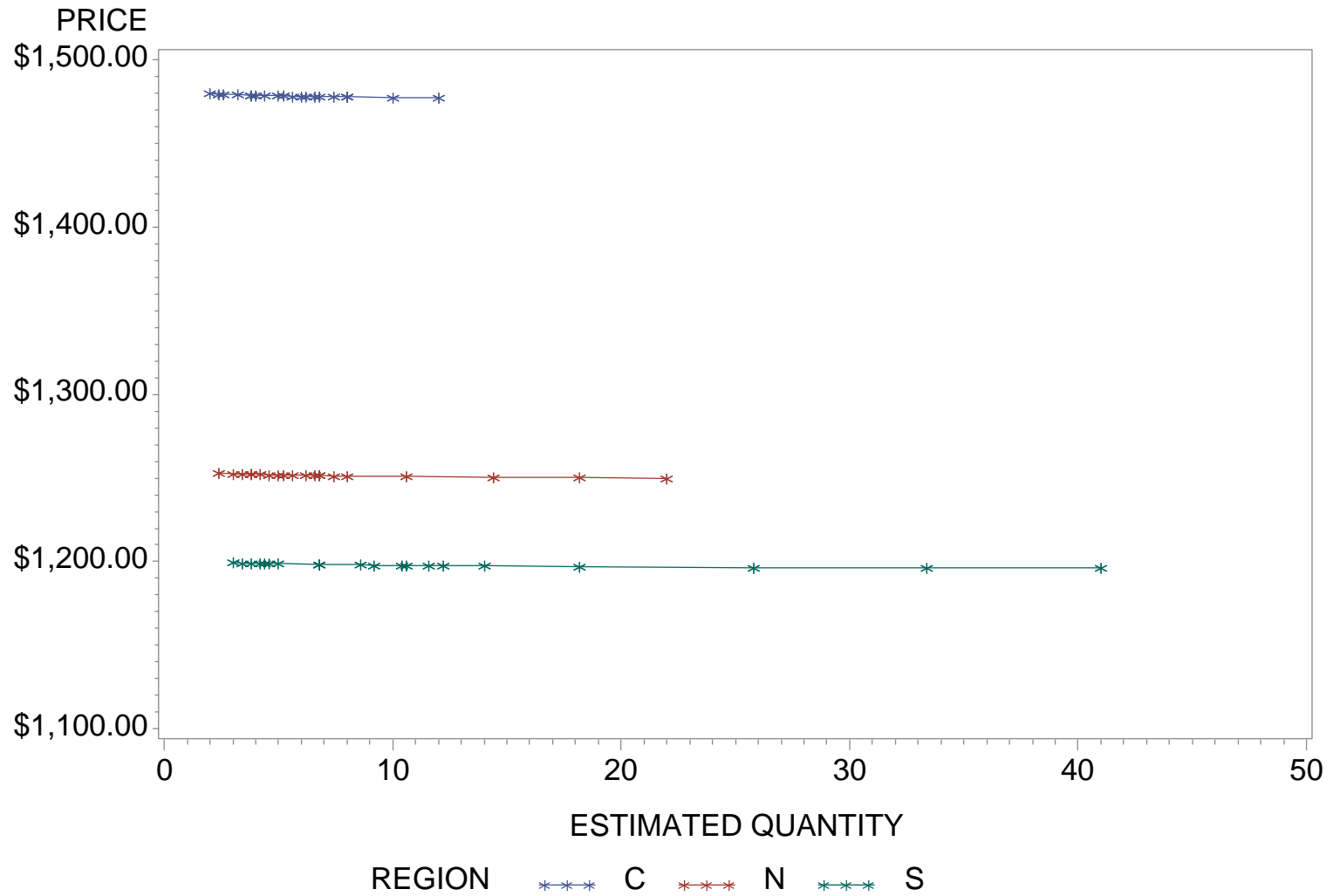
ITEM NUMBER=702015M DESCRIPTION=TRAFFIC SIGNAL STANDARD, STEEL





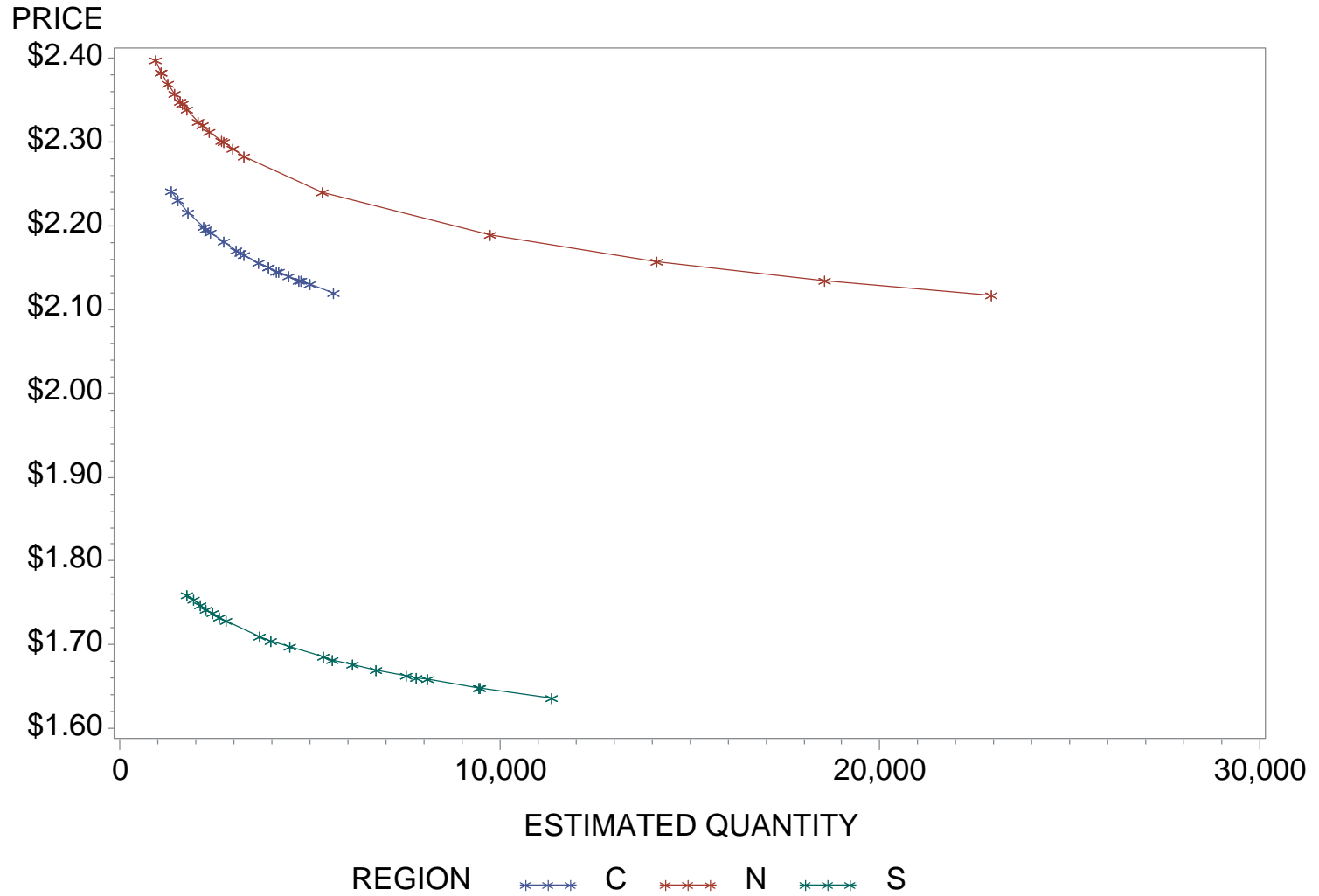
# New Jersey Department of Transportation Apr 2020 - Mar 2023

ITEM NUMBER=702018M DESCRIPTION=PEDESTRIAN SIGNAL STANDARD



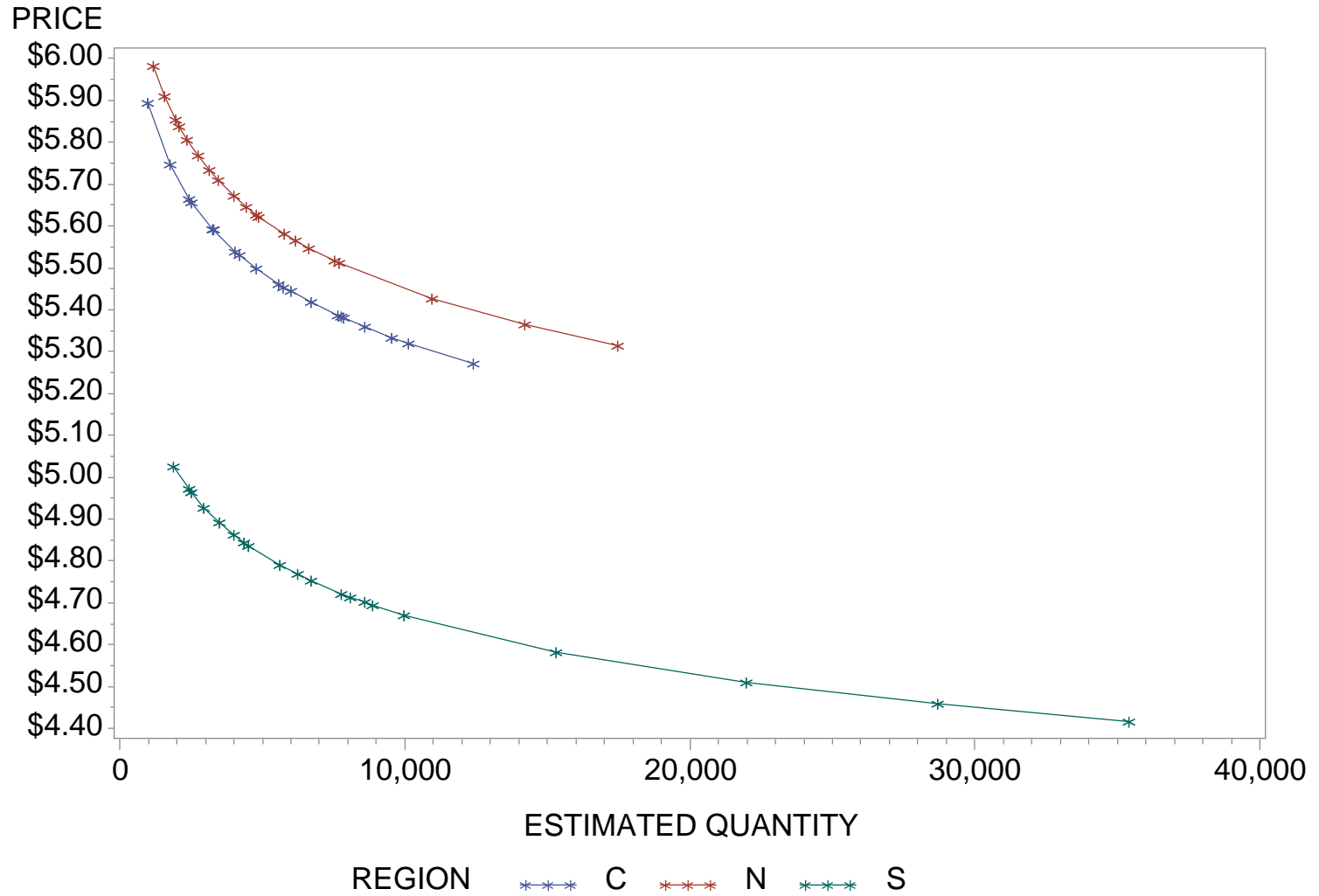
# New Jersey Department of Transportation Apr 2020 - Mar 2023

ITEM NUMBER=702027P DESCRIPTION=TRAFFIC SIGNAL CABLE, 2 CONDUCT



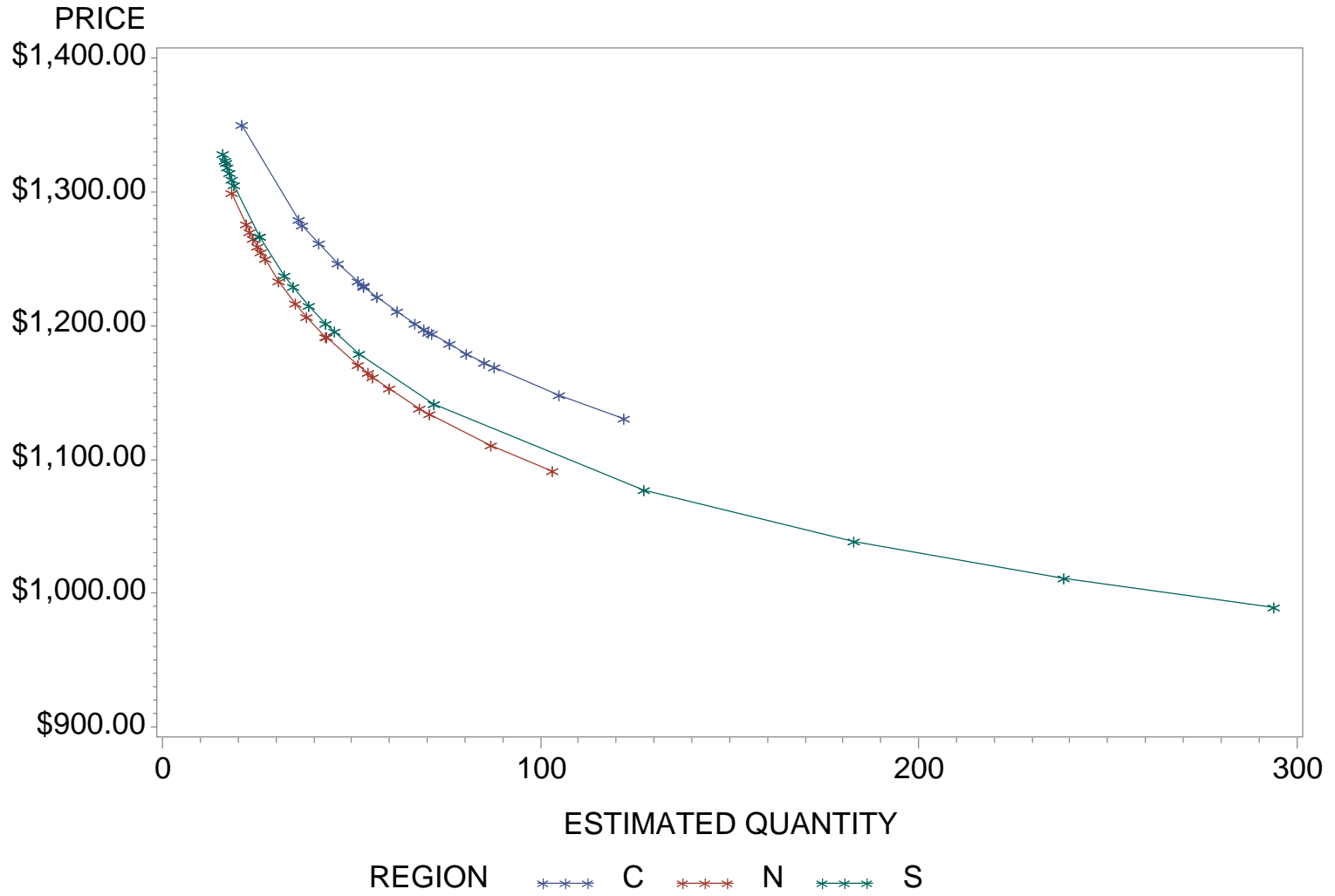
## New Jersey Department of Transportation Apr 2020 - Mar 2023

ITEM NUMBER=702030P DESCRIPTION=TRAFFIC SIGNAL CABLE, 5 CONDUCT



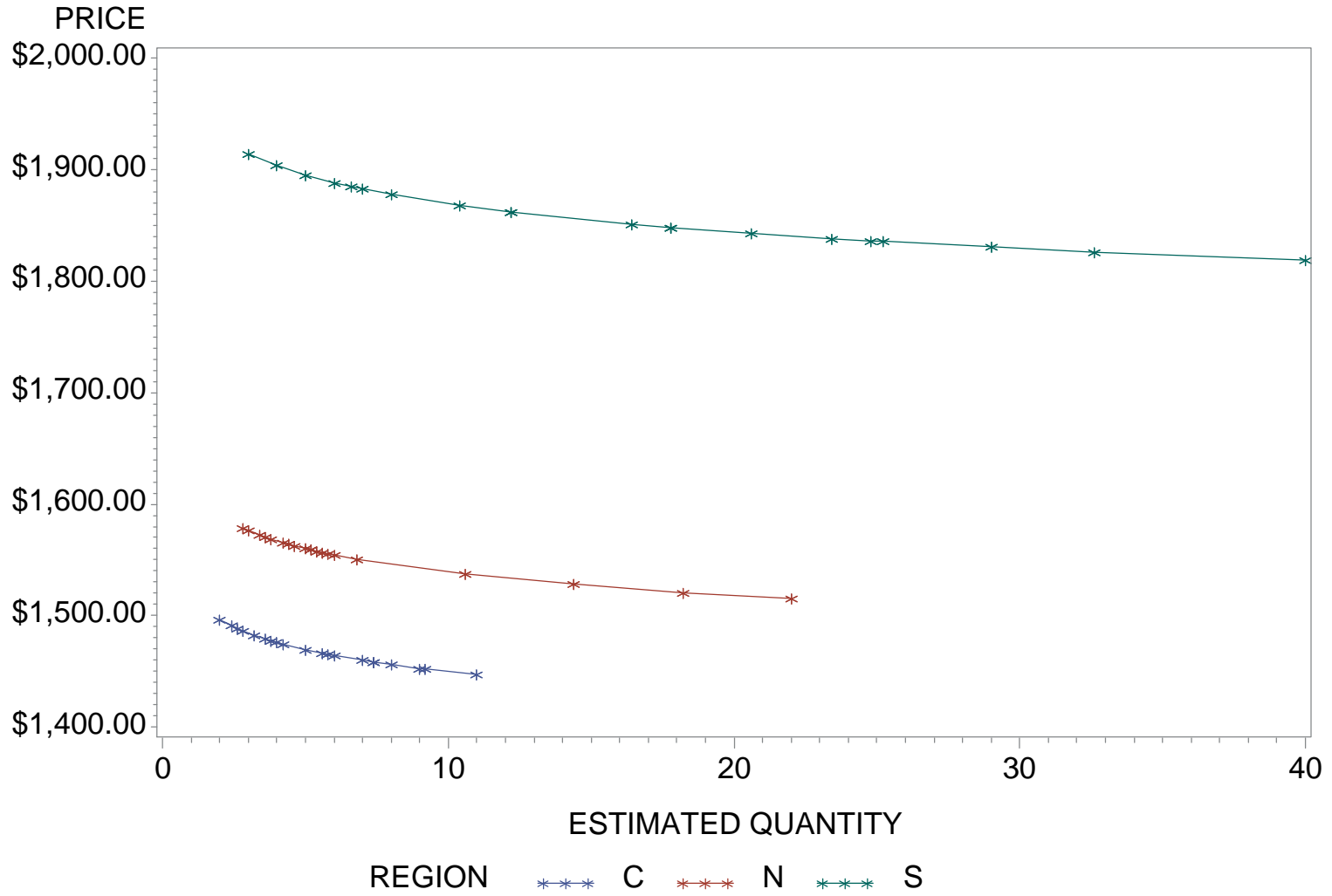
# New Jersey Department of Transportation Apr 2020 - Mar 2023

ITEM NUMBER=702036M DESCRIPTION=TRAFFIC SIGNAL HEAD



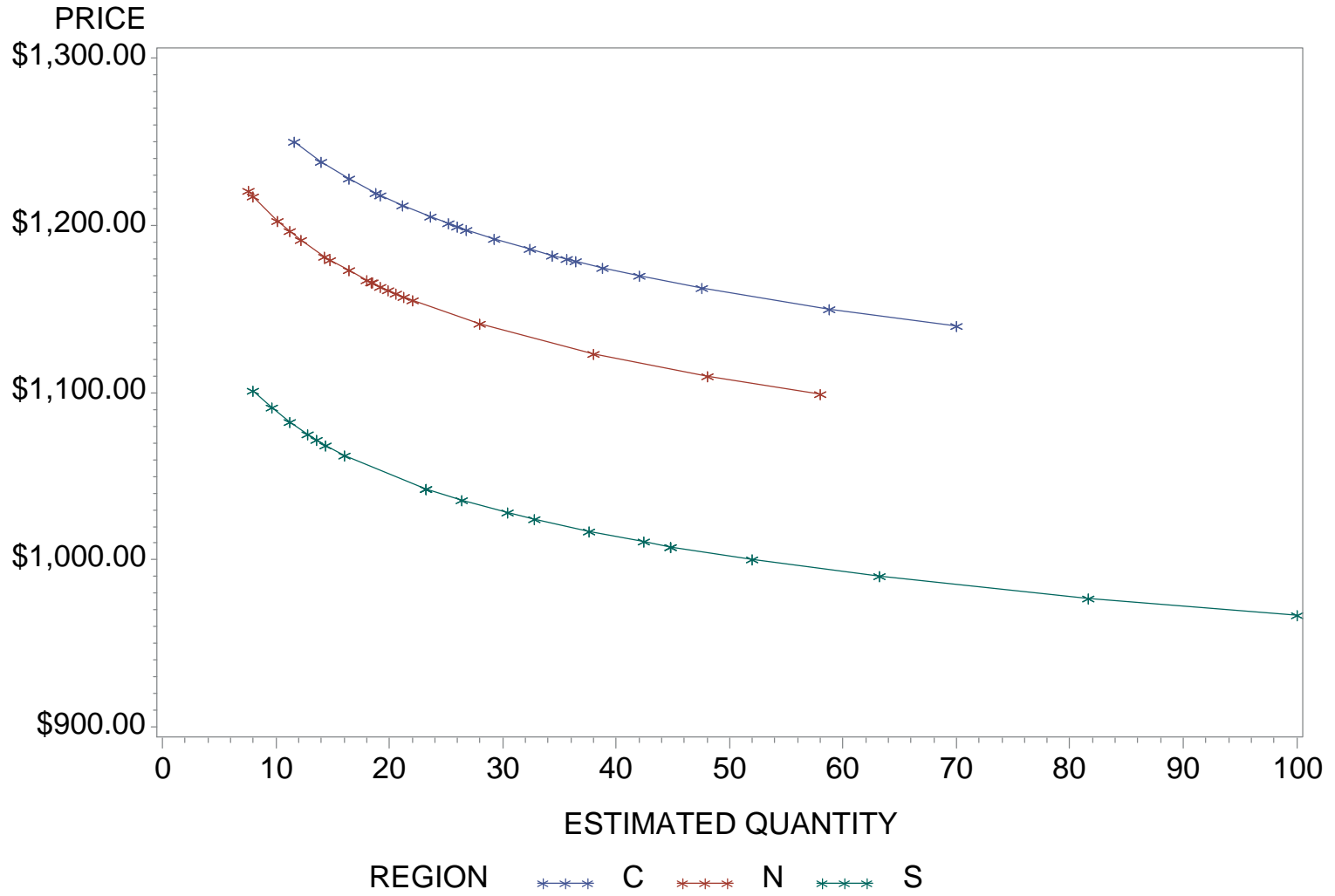
# New Jersey Department of Transportation Apr 2020 - Mar 2023

ITEM NUMBER=702038M DESCRIPTION=PUSH BUTTON INSTALLATION



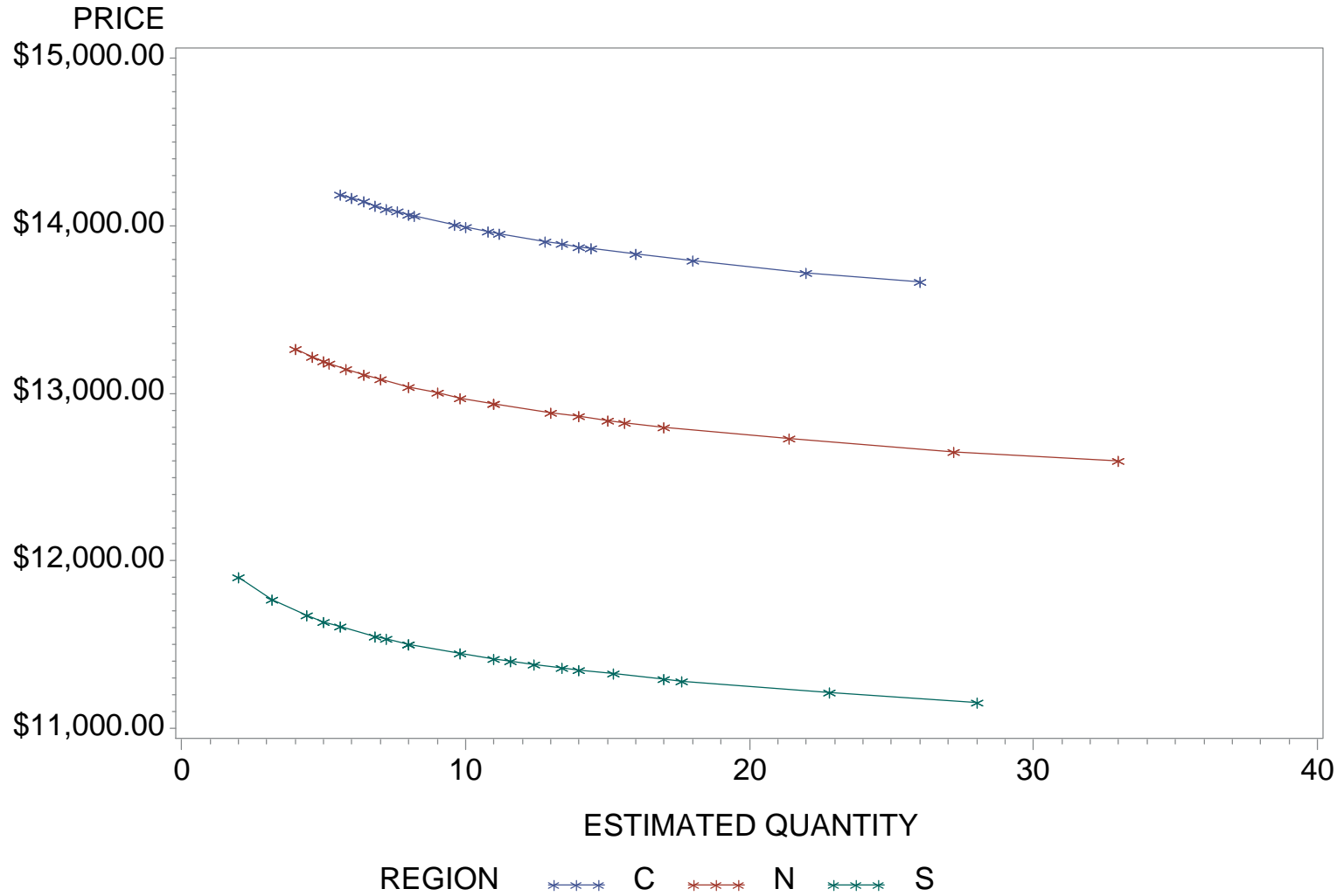
# New Jersey Department of Transportation Apr 2020 - Mar 2023

ITEM NUMBER=702039M DESCRIPTION=PEDESTRIAN SIGNAL HEAD



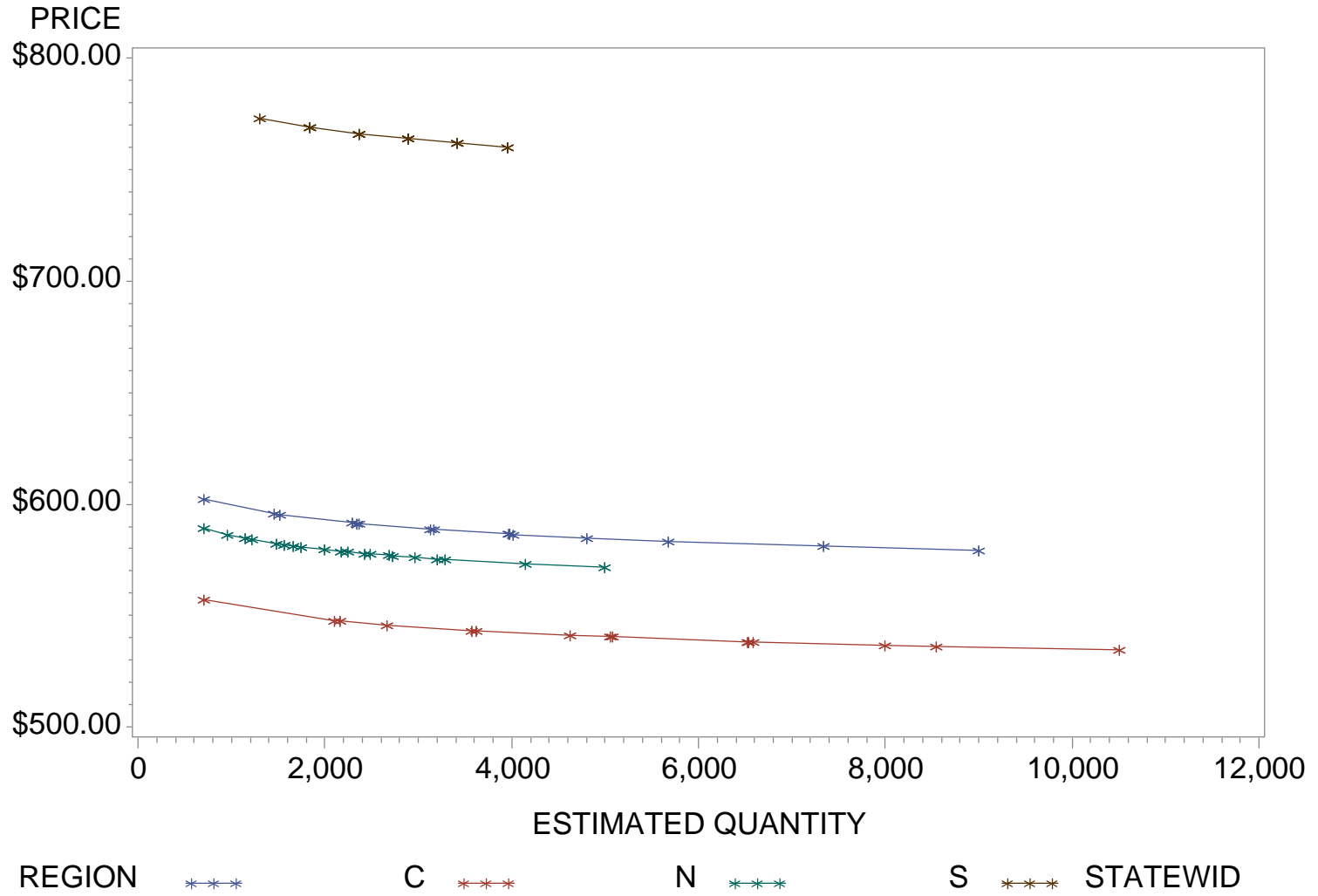
# New Jersey Department of Transportation Apr 2020 - Mar 2023

ITEM NUMBER=702046M DESCRIPTION=RADAR DETECTOR



# New Jersey Department of Transportation Apr 2020 - Mar 2023

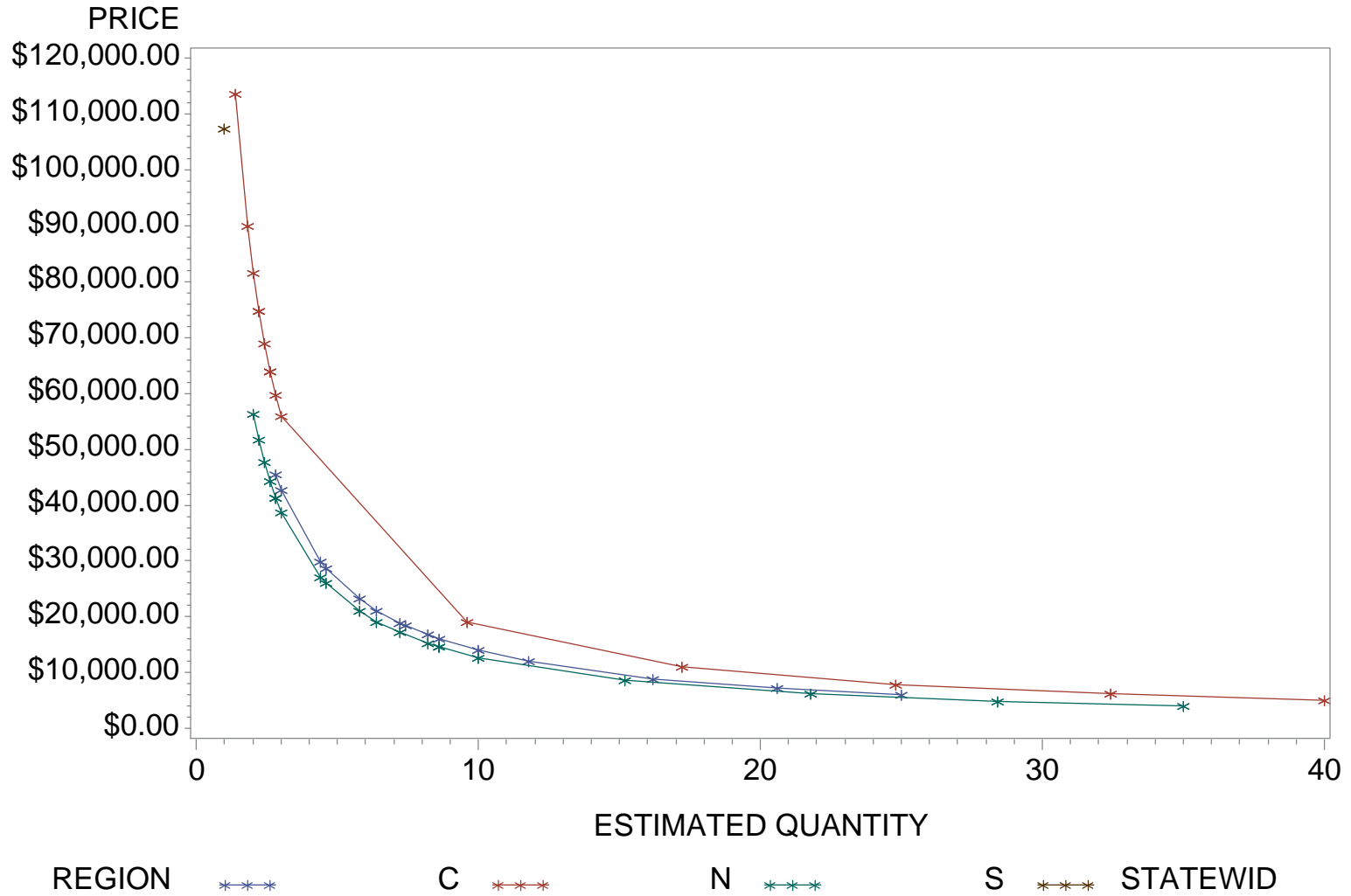
ITEM NUMBER=MMB186M DESCRIPTION=LABOR CREW





New Jersey Department of Transportation  
Apr 2020 - Mar 2023

ITEM NUMBER=MMR006M DESCRIPTION=EMERGENCY MOBILIZATION



Historical Statistics For January 1, 1960 to December 31, 2023  
Summary Report

-----<< O V E R A L L T O T A L S >>-----

	Awarded Contracts	Contracts Work Began	Completed Contracts	Subcontracts
Total Number	95			
Total Dollars	\$816,102,398			
	Proposals Let	Previously Let Proposals	Proposals Rejected	Proposals Cancelled
Total Number	95			
Total Dollars	\$831,261,485			

-----<< A W A R D T O T A L S >>-----

Area Totals			Major Contract Work Types			Major Vendors		
Area	Contracts	Total \$	Work Type	Contracts	Total \$	Vendor	Contracts	Total \$
N	33	\$316,422,150	BRIDGE, INCL CONCRETE	8	\$168,555,176	22-1841600/EARLE ASPHA	5	\$143,404,966
C	33	\$310,926,776	STRUCTURES - LARGE	18	\$145,955,119	21-0529345/IEW CONSTRU	14	\$126,191,676
S	25	\$173,817,636	PRIMARILY ASPHALT WORK	26	\$137,067,553	21-0742073/SOUTH STATE	9	\$108,430,190
STAT	4	\$14,935,837	GENERAL CONSTRUCTION	12	\$135,342,844	22-1844145/NEW PRINCE	2	\$52,459,662
			UTILITY WORK	1	\$86,113,513	22-1863748/BERTO CONST	8	\$45,933,761
			MISCELLANEOUS	9	\$41,913,212	22-2459294/SCHIFANO CO	5	\$42,582,859
			BASE COURSE	6	\$33,185,105	22-2585273/JOSEPH M. S	4	\$41,967,712
			GUIDERAIL	5	\$20,919,978	22-3787755/ASPHALT PAV	12	\$41,522,053
			INTELLIGENT TRANSPORTA	1	\$12,801,553	22-3416571/CARBRO CONS	1	\$29,117,588
			DRAINAGE WORK, CULVERT	2	\$10,310,840	48-1287124/DELLA PELLO	5	\$28,298,611
			Other (5 )	7	\$23,937,506	Other (22 )	30	\$156,193,321

Historical Statistics For January 1, 1960 to December 31, 2023  
Summary Report

<< B I D I N F O R M A T I O N >>

Area	Percent of Contracts Receiving Each Number of Bids										Total	Major Bidders		
	One	Two	Three	Four	Five	Six	Seven	Eight	Nine	Ten or More		Vendor	Bids	% Conts Bid
C	15.15	21.21	15.15	15.15	21.21	6.06		6.06			33	22-3170892/MOUNT CONST	30	31.91
N	9.38	9.38	18.75	21.88	18.75	6.25	12.50	3.13			32	21-0529345/IEW CONSTRU	27	28.72
S	24.00	12.00	40.00	8.00	4.00	4.00	4.00	4.00			25	22-2585273/JOSEPH M. S	24	25.53
STAT			25.00	25.00	25.00	25.00					4	21-0742073/SOUTH STATE	17	18.09
ALL	14.89	13.83	23.40	15.96	15.96	6.38	5.32	4.26			94	22-1863748/BERTO CONST	17	18.09
												22-2382970/CRISDEL GRO	16	17.02
												22-2459294/SCHIFANO CO	13	13.83
												22-3787755/ASPHALT PAV	13	13.83
												48-1287124/DELLA PELLO	12	12.77
CAPITAL PAVING & CONTR	11	11.70												
Other (53 )	164													

<< E S T I M A T E V S A W A R D E D B I D S >>

Area	Percent of Awards for Each Range Over/Under Estimate					Total Num	Area	Percent of Awarded Dollars for Each Range Over/Under Estimate					Total Dollar
	< -10%	-10% to 0	0 to +10%	> +10%				< -10%	-10% to 0	0 to +10%	> +10%		
C	42.42	18.18	27.27	12.12		33	C	43.13	10.48	13.25	33.15	\$310,926,776	
N	42.42	21.21	6.06	30.30		33	N	32.36	28.41	2.15	37.08	\$316,422,150	
S	36.00	24.00	16.00	24.00		25	S	25.14	43.98	9.43	21.44	\$173,817,636	
STAT	25.00		50.00	25.00		4	STAT	7.62		69.03	23.35	\$14,935,837	
ALL	40.00	20.00	17.89	22.11		95	ALL	34.47	24.38	9.15	32.00	\$816,102,398	

Historical Statistics For January 1, 1960 to December 31, 2023  
AREA/VENDOR REPORT FOR AREA C

-----<< O V E R A L L A R E A T O T A L S >>-----

	Awarded Contracts	Contracts Work Began	Completed Contracts	Subcontracts
Area Total Number	33			
% of Overall Total	34.74			
Area Total Dollars	\$310,926,776			
% of Overall Total	38.10			
	Proposals Let	Previously Let Proposals	Proposals Rejected	Proposals Cancelled
Area Total Number	33			
% of Overall Total	34.74			
Area Total Dollars	\$320,259,220			
% of Overall Total	38.53			

-----<< A R E A A W A R D T O T A L S >>-----

Vendor	Contracts	% Area Total	% Vendor Total	Vendor	Dollars	% Area Total	% Vendor Total
21-0529345/IEW CONSTRU	4	12.12	28.57	22-1841600/EARLE ASPHA	\$137,691,453	44.28	96.02
22-1841600/EARLE ASPHA	4	12.12	80.00	21-0529345/IEW CONSTRU	\$38,674,529	12.44	30.65
22-3787755/ASPHALT PAV	4	12.12	33.33	22-3416571/CARBRO CONS	\$29,117,588	9.36	100.00
22-2115708/M.L. RUBERT	3	9.09	100.00	22-2459294/SCHIFANO CO	\$17,274,285	5.56	40.57
22-2459294/SCHIFANO CO	2	6.06	40.00	22-3787755/ASPHALT PAV	\$14,161,991	4.55	34.11
22-1549727/UNION PAVIN	1	3.03	33.33	22-2115708/M.L. RUBERT	\$10,262,040	3.30	100.00
22-2299140/DENVILLE LI	1	3.03	50.00	23-1715080/PKF-MARK II	\$9,398,980	3.02	100.00
22-3416571/CARBRO CONS	1	3.03	100.00	22-2299140/DENVILLE LI	\$6,899,759	2.22	91.79
23-1715080/PKF-MARK II	1	3.03	100.00	22-1549727/UNION PAVIN	\$6,237,300	2.01	26.79
CAPITAL PAVING & CONTR	1	3.03	50.00	CAPITAL PAVING & CONTR	\$5,523,620	1.78	61.98
Other (11 )	11			Other (11 )	\$35,685,233		

Historical Statistics For January 1, 1960 to December 31, 2023  
AREA/VENDOR REPORT FOR AREA C

-----<< AREA BID INFORMATION >>-----

Vendor	Percent of Bids on Contracts Receiving Each Number of Bids									Ten or More	Bids	% Vendor Bids	% Conts Bid
	One	Two	Three	Four	Five	Six	Seven	Eight	Nine				
21-0529345/IEW CONSTRU		11.11	22.22	33.33	22.22	11.11					9	33.33	27.27
22-3170892/MOUNT CONST			22.22	22.22	44.44	11.11					9	30.00	27.27
22-1863748/BERTO CONST		14.29	14.29		57.14	14.29					7	41.18	21.21
22-1841600/EARLE ASPHA		33.33	16.67	16.67	33.33						6	60.00	18.18
22-2585273/JOSEPH M. S			16.67	33.33	50.00						6	25.00	18.18
21-0742073/SOUTH STATE				20.00	40.00				40.00		5	29.41	15.15
22-2382970/CRISDEL GRO			20.00	20.00		20.00			40.00		5	31.25	15.15
22-2459294/SCHIFANO CO				20.00	20.00	20.00			40.00		5	38.46	15.15
26-2873194/BLACK ROCK		20.00		20.00	20.00	20.00			20.00		5	62.50	15.15
22-3787755/ASPHALT PAV	100.00										4	30.77	12.12
Other (29 )											56		

-----<< AREA ESTIMATE VS AWARDED BIDS >>-----

Percent of Awards for Each Range Over/Under Estimate						Percent of Awarded Dollars for Each Range Over/Under Estimate					
Vendor	< -10%	10% to 0	0 to +10%	> +10%	Total Num	Vendor	< -10%	10% to 0	0 to +10%	> +10%	Total Dollars
21-0529345/IEW CONSTRU	25.00	25.00	50.00		4	22-1841600/EARLE ASPHA	35.69		1.76	62.54	\$137,691,453
22-1841600/EARLE ASPHA	50.00		25.00	25.00	4	21-0529345/IEW CONSTRU	24.12	30.11	45.77		\$38,674,529
22-3787755/ASPHALT PAV	25.00		50.00	25.00	4	22-3416571/CARBRO CONS	100.00				\$29,117,588
22-2115708/M.L. RUBERT	33.33	33.33	33.33		3	22-2459294/SCHIFANO CO	100.00				\$17,274,285
22-2459294/SCHIFANO CO	100.00				2	22-3787755/ASPHALT PAV	23.79		39.16	37.05	\$14,161,991
22-1549727/UNION PAVIN				100.00	1	22-2115708/M.L. RUBERT	33.42	32.02	34.56		\$10,262,040
22-2299140/DENVILLE LI		100.00			1	23-1715080/PKF-MARK II		100.00			\$9,398,980
22-3416571/CARBRO CONS	100.00				1	22-2299140/DENVILLE LI		100.00			\$6,899,759
23-1715080/PKF-MARK II		100.00			1	22-1549727/UNION PAVIN				100.00	\$6,237,300
CAPITAL PAVING & CONTR	100.00				1	CAPITAL PAVING & CONTR	100.00				\$5,523,620
Other (11 )	45.45	18.18	27.27	9.09	11	Other (11 )	47.38	3.76	33.52	15.34	\$35,685,233

Historical Statistics For January 1, 1960 to December 31, 2023  
AREA/VENDOR REPORT FOR AREA N

-----<< O V E R A L L A R E A T O T A L S >>-----

	Awarded Contracts	Contracts Work Began	Completed Contracts	Subcontracts
Area Total Number	33			
% of Overall Total	34.74			
Area Total Dollars	\$316,422,150			
% of Overall Total	38.77			
	Proposals Let	Previously Let Proposals	Proposals Rejected	Proposals Cancelled
Area Total Number	33			
% of Overall Total	34.74			
Area Total Dollars	\$313,394,777			
% of Overall Total	37.70			

-----<< A R E A A W A R D T O T A L S >>-----

Vendor	Contracts	% Area Total	% Vendor Total	Vendor	Dollars	% Area Total	% Vendor Total
22-1863748/BERTO CONST	6	18.18	75.00	21-0529345/IEW CONSTRU	\$64,867,647	20.50	51.40
21-0529345/IEW CONSTRU	5	15.15	35.71	22-1844145/NEW PRINCE	\$52,459,662	16.58	100.00
48-1287124/DELLA PELLO	4	12.12	80.00	22-1863748/BERTO CONST	\$37,337,313	11.80	81.29
22-2459294/SCHIFANO CO	3	9.09	60.00	22-2585273/JOSEPH M. S	\$31,695,534	10.02	75.52
21-0665029/J. FLETCHER	2	6.06	100.00	48-1287124/DELLA PELLO	\$26,019,974	8.22	91.95
22-1549727/UNION PAVIN	2	6.06	66.67	22-2459294/SCHIFANO CO	\$25,308,574	8.00	59.43
22-1844145/NEW PRINCE	2	6.06	100.00	CREAMER SANZARI, A JOI	\$20,689,871	6.54	100.00
22-3787755/ASPHALT PAV	2	6.06	16.67	22-1549727/UNION PAVIN	\$17,042,322	5.39	73.21
22-2585273/JOSEPH M. S	1	3.03	25.00	22-1618743/ANSELM I & D	\$11,560,560	3.65	100.00
CREAMER SANZARI, A JOI	1	3.03	100.00	21-0665029/J. FLETCHER	\$9,483,494	3.00	100.00
Other (5 )	5			Other (5 )	\$19,957,198		

Historical Statistics For January 1, 1960 to December 31, 2023  
AREA/VENDOR REPORT FOR AREA N

-----<< AREA BID INFORMATION >>-----

Vendor	Percent of Bids on Contracts Receiving Each Number of Bids									Ten or More	Bids	% Vendor Bids	% Conts Bid
	One	Two	Three	Four	Five	Six	Seven	Eight	Nine				
21-0529345/IEW CONSTRU			20.00	40.00	20.00		20.00				10	37.04	31.25
22-2585273/JOSEPH M. S			20.00	30.00	20.00	10.00	20.00				10	41.67	31.25
22-2382970/CRISDEL GRO			22.22	11.11	22.22	11.11	22.22	11.11			9	56.25	28.13
22-3170892/MOUNT CONST			33.33	44.44	11.11	11.11					9	30.00	28.13
22-2459294/SCHIFANO CO					50.00	12.50	25.00	12.50			8	61.54	25.00
48-1287124/DELLA PELLO					50.00	12.50	25.00	12.50			8	66.67	25.00
22-1549727/UNION PAVIN			42.86	28.57	14.29		14.29				7	70.00	21.88
22-1863748/BERTO CONST	14.29		14.29	42.86		14.29	14.29				7	41.18	21.88
CAPITAL PAVING & CONTR					42.86	14.29	28.57	14.29			7	63.64	21.88
06-1032119/TILCON NEW					33.33	16.67	33.33	16.67			6	85.71	18.75
Other (28 )											52		

-----<< AREA ESTIMATE VS AWARDED BIDS >>-----

Vendor	Percent of Awards for Each Range Over/Under Estimate					Total Num	Vendor	Percent of Awarded Dollars for Each Range Over/Under Estimate					Total Dollars
	< -10%	10% to 0	0 to +10%	> +10%	Total			< -10%	10% to 0	0 to +10%	> +10%	Total	
22-1863748/BERTO CONST	33.33	16.67		50.00	6	6	21-0529345/IEW CONSTRU	42.72	57.28			\$64,867,647	
21-0529345/IEW CONSTRU	40.00	60.00			5	5	22-1844145/NEW PRINCE		7.60		92.40	\$52,459,662	
48-1287124/DELLA PELLO	75.00	25.00			4	4	22-1863748/BERTO CONST	30.15	22.22		47.64	\$37,337,313	
22-2459294/SCHIFANO CO	100.00				3	3	22-2585273/JOSEPH M. S		100.00			\$31,695,534	
21-0665029/J. FLETCHER			50.00	50.00	2	2	48-1287124/DELLA PELLO	66.29	33.71			\$26,019,974	
22-1549727/UNION PAVIN	50.00			50.00	2	2	22-2459294/SCHIFANO CO	100.00				\$25,308,574	
22-1844145/NEW PRINCE		50.00		50.00	2	2	CREAMER SANZARI, A JOI				100.00	\$20,689,871	
22-3787755/ASPHALT PAV				100.00	2	2	22-1549727/UNION PAVIN	52.93			47.07	\$17,042,322	
22-2585273/JOSEPH M. S		100.00			1	1	22-1618743/ANSELM I & D				100.00	\$11,560,560	
CREAMER SANZARI, A JOI				100.00	1	1	21-0665029/J. FLETCHER			65.22	34.78	\$9,483,494	
Other (5 )	60.00		20.00	20.00	5	5	Other (5 )	59.35		3.09	37.56	\$19,957,198	

Historical Statistics For January 1, 1960 to December 31, 2023  
AREA/VENDOR REPORT FOR AREA S

-----<< O V E R A L L A R E A T O T A L S >>-----

	Awarded Contracts	Contracts Work Began	Completed Contracts	Subcontracts
Area Total Number	25			
% of Overall Total	26.32			
Area Total Dollars	\$173,817,636			
% of Overall Total	21.30			
	Proposals Let	Previously Let Proposals	Proposals Rejected	Proposals Cancelled
Area Total Number	25			
% of Overall Total	26.32			
Area Total Dollars	\$183,904,536			
% of Overall Total	22.12			

-----<< A R E A A W A R D T O T A L S >>-----

Vendor	Contracts	% Area Total	% Vendor Total	Vendor	Dollars	% Area Total	% Vendor Total
21-0742073/SOUTH STATE	8	32.00	88.89	21-0742073/SOUTH STATE	\$104,134,190	59.91	96.04
22-3787755/ASPHALT PAV	6	24.00	50.00	21-0529345/IEW CONSTRU	\$22,649,500	13.03	17.95
21-0529345/IEW CONSTRU	5	20.00	35.71	22-3787755/ASPHALT PAV	\$19,864,492	11.43	47.84
22-1841600/EARLE ASPHA	1	4.00	20.00	75-3015885/M. PAINTING	\$6,476,480	3.73	100.00
22-1863748/BERTO CONST	1	4.00	12.50	22-2328302/GREEN CONST	\$6,255,000	3.60	100.00
22-2328302/GREEN CONST	1	4.00	100.00	22-1841600/EARLE ASPHA	\$5,713,513	3.29	3.98
23-1644245/MOBILE DRED	1	4.00	100.00	22-1863748/BERTO CONST	\$4,098,150	2.36	8.92
75-3015885/M. PAINTING	1	4.00	100.00	23-1644245/MOBILE DRED	\$2,684,792	1.54	100.00
ROMAN E & G CORP.	1	4.00	100.00	ROMAN E & G CORP.	\$1,941,518	1.12	100.00
Other (0 )	0			Other (0 )	\$0		



Historical Statistics For January 1, 1960 to December 31, 2023  
AREA/VENDOR REPORT FOR AREA S

-----<< AREA BID INFORMATION >>-----

Vendor	Percent of Bids on Contracts Receiving Each Number of Bids										Ten or More	Bids	% Vendor Bids	% Conts Bid
	One	Two	Three	Four	Five	Six	Seven	Eight	Nine					
21-0742073/SOUTH STATE		20.00	30.00	20.00	10.00		10.00	10.00				10	58.82	40.00
22-3170892/MOUNT CONST		12.50	50.00		12.50		12.50	12.50				8	26.67	32.00
22-3787755/ASPHALT PAV	85.71	14.29										7	53.85	28.00
21-0529345/IEW CONSTRU		16.67	66.67		16.67							6	22.22	24.00
22-1841600/EARLE ASPHA		25.00	25.00	25.00				25.00				4	40.00	16.00
22-2269412/RICHARD E.			50.00	25.00				25.00				4	100.00	16.00
22-2585273/JOSEPH M. S			75.00		25.00							4	16.67	16.00
ROAD-CON, INC.			33.33		33.33			33.33				3	100.00	12.00
21-0665029/J. FLETCHER			50.00					50.00				2	25.00	8.00
22-1863748/BERTO CONST			100.00									2	11.76	8.00
Other (22 )												26		

-----<< AREA ESTIMATE VS AWARDED BIDS >>-----

Vendor	Percent of Awards for Each Range Over/Under Estimate					Total Num	Vendor	Percent of Awarded Dollars for Each Range Over/Under Estimate					Total Dollars
	< -10%	10% to 0	0 to +10%	> +10%	Total			< -10%	10% to 0	0 to +10%	> +10%	Total	
21-0742073/SOUTH STATE	37.50	25.00		37.50	8	8	21-0742073/SOUTH STATE	15.51	59.69		24.80	\$104,134,190	
22-3787755/ASPHALT PAV	16.67	33.33	16.67	33.33	6	6	21-0529345/IEW CONSTRU		36.86	63.14		\$22,649,500	
21-0529345/IEW CONSTRU		40.00	60.00		5	5	22-3787755/ASPHALT PAV	22.52	29.94	10.56	36.97	\$19,864,492	
22-1841600/EARLE ASPHA	100.00				1	1	75-3015885/M. PAINTING	100.00				\$6,476,480	
22-1863748/BERTO CONST				100.00	1	1	22-2328302/GREEN CONST	100.00				\$6,255,000	
22-2328302/GREEN CONST	100.00				1	1	22-1841600/EARLE ASPHA	100.00				\$5,713,513	
23-1644245/MOBILE DRED	100.00				1	1	22-1863748/BERTO CONST				100.00	\$4,098,150	
75-3015885/M. PAINTING	100.00				1	1	23-1644245/MOBILE DRED	100.00				\$2,684,792	
ROMAN E & G CORP.	100.00				1	1	ROMAN E & G CORP.	100.00				\$1,941,518	

Historical Statistics For January 1, 1960 to December 31, 2023  
AREA/VENDOR REPORT FOR AREA STAT

-----<< O V E R A L L A R E A T O T A L S >>-----

	Awarded Contracts	Contracts Work Began	Completed Contracts	Subcontracts
Area Total Number	4			
% of Overall Total	4.21			
Area Total Dollars	\$14,935,837			
% of Overall Total	1.83			
	Proposals Let	Previously Let Proposals	Proposals Rejected	Proposals Cancelled
Area Total Number	4			
% of Overall Total	4.21			
Area Total Dollars	\$13,702,952			
% of Overall Total	1.65			

-----<< A R E A A W A R D T O T A L S >>-----

Vendor	Contracts	% Area Total	% Vendor Total	Vendor	Dollars	% Area Total	% Vendor Total
22-2585273/JOSEPH M. S	2	50.00	50.00	22-2585273/JOSEPH M. S	\$7,637,302	51.13	18.20
22-1753261/NATIONAL WA	1	25.00	100.00	22-1753261/NATIONAL WA	\$6,160,935	41.25	100.00
22-2696407/COLONNELLI	1	25.00	100.00	22-2696407/COLONNELLI	\$1,137,600	7.62	100.00
Other (0 )	0			Other (0 )	\$0		

Historical Statistics For January 1, 1960 to December 31, 2023  
AREA/VENDOR REPORT FOR AREA STAT

-----<< AREA BID INFORMATION >>-----

Vendor	Percent of Bids on Contracts Receiving Each Number of Bids										Ten or More	Bids	% Vendor Bids	% Conts Bid
	One	Two	Three	Four	Five	Six	Seven	Eight	Nine					
22-2585273/JOSEPH M. S			25.00	25.00	25.00	25.00						4	16.67	100.00
22-3170892/MOUNT CONST			25.00	25.00	25.00	25.00						4	13.33	100.00
21-0529345/IEW CONSTRU					50.00	50.00						2	7.41	50.00
22-1753261/NATIONAL WA			50.00	50.00								2	100.00	50.00
22-1618743/ANSELMI & D							100.00					1	12.50	25.00
22-1863748/BERTO CONST							100.00					1	5.88	25.00
22-2696407/COLONNELLI					100.00							1	33.33	25.00
22-2813594/POWER CONCR							100.00					1	25.00	25.00
23-3085595/JPC GROUP,				100.00								1	20.00	25.00
55-0829104/KONKUS CORP					100.00							1	33.33	25.00
Other (0 )												0		

-----<< AREA ESTIMATE VS AWARDED BIDS >>-----

Vendor	Percent of Awards for Each Range Over/Under Estimate					Total Num	Vendor	Percent of Awarded Dollars for Each Range Over/Under Estimate					Total Dollars
	< -10%	10% to 0	0 to +10%	> +10%				< -10%	10% to 0	0 to +10%	> +10%		
22-2585273/JOSEPH M. S			50.00	50.00		2	22-2585273/JOSEPH M. S			54.34	45.66		\$7,637,302
22-1753261/NATIONAL WA			100.00			1	22-1753261/NATIONAL WA			100.00			\$6,160,935
22-2696407/COLONNELLI	100.00					1	22-2696407/COLONNELLI	100.00					\$1,137,600