



# **Fourth Quarter 2022 Estimation Support and Historical Statistics BAMS/DSS<sup>®</sup> Output**

---

**Prepared for the New Jersey Department of  
Transportation**

**January 3, 2022**

Prepared by:

**infotech.**

2970 SW 50th Terrace; Gainesville, FL 32608-5076

Telephone: 352-381-4400 Fax: 888-971-3916

Web: [www.infotechinc.com](http://www.infotechinc.com)

TOP STANDARD ITEMS BETWEEN January 4, 2022 AND December 1, 2022  
 RANKED BY TOTAL AWARDED DOLLARS  
 87 CONTRACTS - AWARDED TOTAL: \$671,815,884

OVERALL RANK	ITEM NUMBER	SPEC YEAR	ITEM DESCRIPTION	UNITS	QUANTITY	DOLLARS (IN 000S)	AVERAGE PRICE	PERCENT DOLLARS	CONTRACT OCCURRENCES
1	MMB186M	19	LABOR CREW	HOUR	128,304	\$62,136	\$484.29	9.25	8
2	154003P	19	MOBILIZATION	LS	63	\$52,088	826791.5	7.75	63
3	MMG095M	19	ADJUSTMENT FACTOR	PCT	25,665,000	\$20,927	\$0.82	3.11	4
4	404006M	19	STONE MATRIX ASPHALT 12.5 MM SURFACE COU	T	127,190	\$16,843	\$132.42	2.51	12
5	401054M	19	HOT MIX ASPHALT 12.5 M 64 SURFACE COURSE	T	133,562	\$15,153	\$113.45	2.26	32
6	109006M	19	FORCE ACCOUNT	DOLL	13,982,505	\$13,983	\$1.00	2.08	23
7	401009P	19	HMA MILLING, 3" OR LESS	SY	4,009,544	\$13,186	\$3.29	1.96	39
8	506003P	19	STRUCTURAL STEEL	LS	5	\$12,392	2478400	1.84	5
9	401099M	19	HOT MIX ASPHALT 25 M 64 BASE COURSE	T	98,305	\$11,968	\$121.74	1.78	24
10	406005M	19	HIGH PERFORMANCE THIN OVERLAY	T	75,225	\$11,703	\$155.57	1.74	4
11	651064P	19	12" DUCTILE IRON WATER PIPE, CLASS 54	LF	28,605	\$11,511	\$402.43	1.71	4
12	607018P	19	9" X 16" CONCRETE VERTICAL CURB	LF	207,228	\$11,023	\$53.19	1.64	43
13	609003M	19	BEAM GUIDE RAIL	LF	221,800	\$10,933	\$49.29	1.63	30
14	401042M	19	HOT MIX ASPHALT 9.5 M 64 SURFACE COURSE	T	83,920	\$9,161	\$109.17	1.36	9
15	202009P	19	EXCAVATION, UNCLASSIFIED	CY	136,716	\$8,120	\$59.39	1.21	33
16	401061M	19	HMA 12.5 M E SURFACE COURSE	T	57,979	\$7,786	\$134.29	1.16	13
17	421011M	19	SLURRY SEAL EMULSION	GAL	719,391	\$7,726	\$10.74	1.15	13
18	401049M	19	HOT MIX ASPHALT 9.5 ME SURFACE COURSE	T	55,460	\$6,520	\$117.57	0.97	8
19	511006P	19	STEEL SHEET PILING	SF	15,005	\$5,777	\$385.00	0.86	1
20	201003P	19	CLEARING SITE	LS	58	\$5,726	98717.02	0.85	58
21	201006P	19	CLEARING SITE, BRIDGE (___)	LS	11	\$5,590	508170.0	0.83	11
22	406010M	19	ULTRA-HPTO	T	25,713	\$5,451	\$212.00	0.81	1
23	157004M	19	CONSTRUCTION LAYOUT	DOLL	60	\$5,179	86308.48	0.77	60
24	601122P	19	15" REINFORCED CONCRETE PIPE	LF	50,754	\$4,850	\$95.55	0.72	13
25	704002M	19	ITS CONDUIT, TYPE A	LF	64,124	\$4,717	\$73.55	0.70	8
26	159021P	19	CONSTRUCTION BARRIER CURB	LF	66,099	\$4,534	\$68.59	0.67	20
27	401073M	19	HMA 9.5 M E INTERMEDIATE COURSE	T	36,167	\$4,495	\$124.27	0.67	2
28	601664M	19	VIDEO INSPECTION OF PIPE	LF	760,958	\$4,333	\$5.69	0.64	3
29	403003M	19	ULTRA-THIN FRICTION COURSE	T	19,069	\$4,176	\$218.97	0.62	2
30	655031P	19	ELECTRICAL UTILITY RELOCATION, JCP&L	LS	4	\$4,175	1043750	0.62	4
31	202041M	19	DREDGE, TRANS AND PLACE TO CDF	CY	850,000	\$4,165	\$4.90	0.62	1
32	424110M	19	CHIP SEAL PG88-22FR	SY	581,376	\$4,045	\$6.96	0.60	3
33	606012P	19	CONCRETE SIDEWALK, 4" THICK	SY	46,681	\$4,012	\$85.94	0.60	31
34	653033P	19	24" GAS MAIN	LF	11,390	\$3,987	\$350.00	0.59	1
35	701021P	19	3" RIGID METALLIC CONDUIT	LF	51,242	\$3,938	\$76.85	0.59	26
36	453013M	19	FULL DEPTH CONCRETE PAVEMENT REPAIR, PRE	SY	2,373	\$3,701	\$1559.54	0.55	2
37	654035P	19	TELECOMMUNICATION RELOCATION	LF	2,435	\$3,689	\$1514.92	0.55	1
38	501012P	19	PERMANENT COFFERDAM	LS	1	\$3,635	3634500	0.54	1
39	602216M	19	CLEANING DRAINAGE STRUCTURE	U	7,944	\$3,545	\$446.24	0.53	24
40	202021P	19	REMOVAL OF PAVEMENT	SY	165,500	\$3,487	\$21.07	0.52	22
41	602012M	19	INLET, TYPE B	U	646	\$3,426	\$5302.71	0.51	13
42	421007M	19	MICROPAVING JOINTS	LF	633,168	\$3,315	\$5.24	0.49	13
43	MMB172M	19	LANE CLOSURES	HOUR	79,784	\$3,312	\$41.51	0.49	10
44	610036M	19	REMOVAL OF TRAFFIC STRIPES	LF	3,664,831	\$3,281	\$0.90	0.49	45
45	610003M	19	TRAFFIC STRIPES, 4"	LF	6,045,379	\$3,268	\$0.54	0.49	54
46	401079M	19	HMA 12.5 M E INTERMEDIATE COURSE	T	30,664	\$3,246	\$105.86	0.48	5

TOP STANDARD ITEMS BETWEEN January 4, 2022 AND December 1, 2022  
 RANKED BY TOTAL AWARDED DOLLARS  
 87 CONTRACTS - AWARDED TOTAL: \$671,815,884

OVERALL RANK	ITEM NUMBER	SPEC YEAR	ITEM DESCRIPTION	UNITS	QUANTITY	DOLLARS (IN 000S)	AVERAGE PRICE	PERCENT DOLLARS	CONTRACT OCCURRENCES
47	421010M	19	SLURRY SEAL AGGREGATE, TYPE II	T	26,353	\$3,196	\$121.27	0.48	13
48	151006M	19	PERFORMANCE BOND AND PAYMENT BOND	DOLL	42,079	\$3,082	\$73.23	0.46	82
49	159141M	19	TRAFFIC DIRECTOR, FLAGGER	HOURL	52,151	\$2,958	\$56.72	0.44	50
50	407010M	19	BINDER RICH INTERMEDIATE COURSE, 4.75MM	T	8,850	\$2,888	\$326.38	0.43	2
51	159300M	19	TRAFFIC STRIPES, LATEX, 4"	LF	9,325,474	\$2,584	\$0.28	0.38	41
52	MMB022M	19	REPAIR CATEGORY "A", MOVABLE	HOURL	9,504	\$2,563	\$269.69	0.38	1
53	401017P	19	MICRO-MILLING	SY	779,205	\$2,549	\$3.27	0.38	16
54	160007M	19	ASPHALT PRICE ADJUSTMENT	DOLL	770,041	\$2,470	\$3.21	0.37	50
55	MMG094M	19	DREDG, PROCESSING, TRNSPRT, PLACE UPLAND	CY	19,071	\$2,398	\$125.75	0.36	1
56	MMG011M	19	Adjustment Factor - Normal Working Hours	PCT	2,586,207	\$2,328	\$0.90	0.35	1
57	602013M	19	INLET, TYPE DOUBLE B	U	255	\$2,251	\$8827.06	0.34	7
58	159108M	19	TRAFFIC CONTROL TRUCK WITH MOUNTED CRASH	U	237	\$2,234	\$9424.49	0.33	60
59	401027M	19	POLYMERIZED JOINT ADHESIVE	LF	4,681,640	\$2,188	\$0.47	0.33	42
60	155033M	19	FIELD OFFICE TYPE E MAINTENANCE	MO	561	\$2,176	\$3879.30	0.32	258
61	507024P	19	CONCRETE BRIDGE DECK, HPC	CY	1,451	\$2,168	\$1493.87	0.32	5
62	201039P	19	TEMPORARY SHIELDING	LS	8	\$2,101	262625.5	0.31	8
63	505057P	19	PRECAST CONCRETE CULVERT	LF	149	\$2,072	13907.72	0.31	2
64	401021M	19	HOT MIX ASPHALT PAVEMENT REPAIR	SY	46,530	\$2,000	\$42.99	0.30	40
65	607012P	19	24" X 41" CONCRETE BARRIER CURB	LF	12,276	\$1,969	\$160.40	0.29	6
66	MMB026M	19	WELDING CREW	HOURL	7,392	\$1,945	\$263.14	0.29	1
67	651270M	19	GATE VALVES AND BOXES	U	286	\$1,941	\$6786.11	0.29	1
68	501009P	19	TEMPORARY COFFERDAM	LS	2	\$1,927	963665.2	0.29	2
69	607115P	19	VAR WIDTH X VAR HT F SHAPE CONC BAR CURB	LF	4,072	\$1,893	\$465.00	0.28	1
70	502016M	19	MICROPILE	LF	10,665	\$1,877	\$176.00	0.28	1
71	504006P	19	REINFORCEMENT STEEL, EPOXY-COATED	LB	763,607	\$1,875	\$2.46	0.28	10
72	MMR077M	19	MOBILIZATION OF MILL & HMA PAVING EQUIP.	U	125	\$1,875	15000.00	0.28	5
73	513006P	19	RETAINING WALL, CAST-IN-PLACE, LOCATION	SF	8,205	\$1,805	\$220.00	0.27	1
74	MMB181M	19	REPAIR CATEGORY "A"	HOURL	4,360	\$1,772	\$406.40	0.26	4
75	602226M	19	JUNCTION CHAMBER	U	75	\$1,765	23533.33	0.26	2
76	504018P	19	CONCRETE WING WALL	CY	968	\$1,765	\$1822.83	0.26	7
77	651246M	19	FIRE HYDRANT	U	89	\$1,762	19793.82	0.26	5
78	601124P	19	18" REINFORCED CONCRETE PIPE	LF	17,056	\$1,744	\$102.23	0.26	10
79	606042P	19	HOT MIX ASPHALT DRIVEWAY, VARIABLE THICK	SY	19,720	\$1,632	\$82.76	0.24	12
80	702046M	19	RADAR DETECTOR	U	136	\$1,631	11992.54	0.24	11
81	608004P	19	NONVEGETATIVE SURFACE, POROUS HMA	SY	33,491	\$1,626	\$48.54	0.24	14
82	606039P	19	HOT MIX ASPHALT DRIVEWAY, 6" THICK	SY	23,798	\$1,620	\$68.09	0.24	13
83	654007P	19	ELECTRICAL UTILITY RELOCATION	LS	4	\$1,617	404250.0	0.24	4
84	302042P	19	DENSE-GRADED AGGREGATE BASE COURSE, 8" T	SY	87,688	\$1,582	\$18.04	0.24	14
85	159012M	19	CONSTRUCTION SIGNS	SF	137,439	\$1,567	\$11.40	0.23	62
86	401030M	19	TACK COAT	GAL	1,293,893	\$1,564	\$1.21	0.23	51
87	607021P	19	9" X 18" CONCRETE VERTICAL CURB	LF	24,340	\$1,552	\$63.77	0.23	15
88	159030M	19	PORTABLE VARIABLE MESSAGE SIGN	U	243	\$1,551	\$6382.45	0.23	49
89	161003P	19	FINAL CLEANUP	LS	55	\$1,501	27288.62	0.22	55
90	504015P	19	CONCRETE FOOTING	CY	1,845	\$1,445	\$783.14	0.22	8
91	MMD064M	19	CLEANING EXISTING PIPE	LF	760,000	\$1,431	\$1.88	0.21	2
92	504024P	19	CONCRETE ABUTMENT WALL	CY	914	\$1,417	\$1550.05	0.21	6

TOP STANDARD ITEMS BETWEEN January 4, 2022 AND December 1, 2022  
 RANKED BY TOTAL AWARDED DOLLARS  
 87 CONTRACTS - AWARDED TOTAL: \$671,815,884

OVERALL RANK	ITEM NUMBER	SPEC YEAR	ITEM DESCRIPTION	UNITS	QUANTITY	DOLLARS (IN 000S)	AVERAGE PRICE	PERCENT DOLLARS	CONTRACT OCCURRENCES
93	606051P	19	CONCRETE DRIVEWAY, 6" THICK	SY	8,954	\$1,381	\$154.23	0.21	16
94	452004M	19	PARTIAL DEPTH CONCRETE REPAIR, HOT APPL	SY	1,137	\$1,360	\$1196.08	0.20	2
95	609027M	19	TANGENT GUIDE RAIL TERMINAL	U	343	\$1,358	\$3959.50	0.20	26
96	609004M	19	BEAM GUIDE RAIL, BRIDGE	LF	6,980	\$1,355	\$194.09	0.20	9
97	651073P	19	16" DUCTILE IRON WATER PIPE, CLASS 54	LF	2,488	\$1,332	\$535.26	0.20	2
98	555003M	19	SUBSTRUCTURE CONCRETE REPAIR	SF	3,908	\$1,321	\$337.97	0.20	4
99	601128P	19	24" REINFORCED CONCRETE PIPE	LF	10,209	\$1,297	\$127.08	0.19	7
100	302048P	19	DENSE-GRADED AGGREGATE BASE COURSE, 12"	SY	65,124	\$1,283	\$19.71	0.19	4
						=====	=====		
						\$522,753		77.81	

HISTORICAL BID PRICE LISTING  
BY REGION

REGION: C

PAY ITEM	CALENDAR QUARTER	CONTRACT NUMBER	COUNTY LOCATION	PROJECT DESCRIPTION	BID QUANTITY	AWARD PRICE	SECOND BIDDER	THIRD BIDDER	ESTIMATE
DISPUTE RESOLUTION BOARD, REG MEETING, F / DOLL									
107010M	2022Q2	22120	MIDDLESEX	NHP-0018 (309)	1	\$76,800	\$76,800	\$76,800	\$76,800
DISPUTE RESOLUTION BOARD, REG MEETING, H / DOLL									
107011M	2022Q2	22120	MIDDLESEX	NHP-0018 (309)	1	\$19,200	\$19,200	\$19,200	\$19,200
DISPUTE RESOLUTION BOARD, CONFERENCE, F / DOLL									
107012M	2022Q2	22120	MIDDLESEX	NHP-0018 (309)	1	\$45,440	\$45,440	\$45,440	\$45,440
DISPUTE RESOLUTION BOARD, CONFERENCE, H / DOLL									
107013M	2022Q2	22120	MIDDLESEX	NHP-0018 (309)	1	\$11,360	\$11,360	\$11,360	\$11,360

HISTORICAL BID PRICE LISTING  
BY REGION

REGION: C

PAY ITEM	CALENDAR QUARTER	CONTRACT NUMBER	COUNTY LOCATION	PROJECT DESCRIPTION	BID QUANTITY	AWARD PRICE	SECOND BIDDER	THIRD BIDDER	ESTIMATE
FORCE ACCOUNT / DOLL									
109006M	2022Q1	22428	MERCER	100% STATE	40,825	\$1.00	\$1.00		\$1.00
		22430	MERCER	100% STATE	50,000	\$1.00	\$1.00		\$1.00
		22404	MIDDLESEX	STATE	100,000	\$1.00	\$1.00	\$1.00	\$1.00
109006M	2022Q2	22464	MONMOUTH	N/A	220,000	\$1.00	\$1.00		\$1.00
		2022Q4	23426	HUNTERDON	N/A	500,000	\$1.00	\$1.00	\$1.00
	23423		HUNTERDON	N/A	625,000	\$1.00	\$1.00	\$1.00	\$1.00

HISTORICAL BID PRICE LISTING  
BY REGION

REGION: C

PAY ITEM	CALENDAR QUARTER	CONTRACT NUMBER	COUNTY LOCATION	PROJECT DESCRIPTION	BID QUANTITY	AWARD PRICE	SECOND BIDDER	THIRD BIDDER	ESTIMATE
PERFORMANCE BOND AND PAYMENT BOND / DOLL									
151006M	2022Q1	22106	HUNTERDON	NHP-0179(327)	1	\$12,600			\$25,000
		22404	MIDDLESEX	STATE	1	\$39,875	\$50,000	\$30,000	\$44,600
		22405	MONMOUTH	STATE	1	\$49,300	\$58,500	\$20,000	\$91,500
		22428	MERCER	100% STATE	1	\$13,200	\$20,000		\$12,000
		22430	MERCER	100% STATE	1	\$15,750	\$5,000		\$6,000
	2022Q2	22104	MERCER	NHP-0029(328)	1	\$12,355			\$25,000
		22107	OCEAN	NHP-0009(328)	1	\$150,000	\$400,000	\$370,000	\$275,000
		22108	MERCER	NHP-0029(327)	1	\$30,575	\$12,000	\$25,000	\$25,000
		22112	MERCER	NHP-0029(329)	1	\$180,000	\$150,000	\$140,000	\$200,000
		22113	SOMERSET	NHP-0022 (351)	1	\$47,500	\$27,000	\$27,755	\$45,000
		22116	MERCER	CRRSAA-FLEX-0027(304)	1	\$2,200	\$9,900	\$10,700	\$8,000
		22118	MIDDLESEX	NHP- 0018 (308)	1	\$10,930	\$23,000	\$13,000	\$25,000
		22119	SOMERSET	NHP-0078(332)	1	\$30,000	\$55,000	\$70,000	\$55,000
		22120	MIDDLESEX	NHP-0018 (309)	1	\$300,000	\$480,000	\$750,000	\$500,000
		22121	MONMOUTH	NHP-1015(350)	1	\$23,000	\$50,000	\$41,000	\$30,000
		22131	OCEAN	STBGP-D00S(595)	1	\$41,000	\$25,000		\$25,000
		22462	MONMOUTH	STATE	1	\$7,250	\$5,000		\$8,000
		22464	MONMOUTH	N/A	1	\$31,954	\$12,000		\$33,000
	2022Q3	22144	OCEAN	NHP-0072(311)	1	\$3,500	\$20,000		\$20,000
		22146	HUNTERDON	0078(334)	1	\$15,000	\$16,100	\$21,232	\$45,000
		22147	OCEAN	NHP-0009(331)	1	\$23,500			\$20,000
		22150	MONMOUTH	NHP-0035(334)	1	\$16,000			\$20,000
		22471	MIDDLESEX	STATE	1	\$25,000	\$55,000	\$36,000	\$25,000
	2022Q4	22155	SOMERSET	NHPP-0206(335)	1	\$15,000			\$25,000
		23423	HUNTERDON	N/A	1	\$0	\$1	\$68,000	\$11,000
		23426	HUNTERDON	N/A	1	\$50,000	\$75,000	\$1	\$10,000

New Jersey Department of Transportation  
Jan 2022 - Dec 2022

12:15 Tuesday, January 3, 2023 4

HISTORICAL BID PRICE LISTING  
BY REGION

REGION: C

PAY ITEM	CALENDAR QUARTER	CONTRACT NUMBER	COUNTY LOCATION	PROJECT DESCRIPTION	BID QUANTITY	AWARD PRICE	SECOND BIDDER	THIRD BIDDER	ESTIMATE
RAILROAD PROTECTIVE LIABILITY INSURANCE / DOLL									
152012P	2022Q1	22404	MIDDLESEX	STATE	1	\$2,518	\$3,300	\$1,500	\$10,000
		22405	MONMOUTH	STATE	1	\$2,518	\$1,200	\$1,500	\$10,000
	2022Q2	22107	OCEAN	NHP-0009(328)	1	\$2,500	\$5,000	\$4,000	\$274,000
		22113	SOMERSET	NHP-0022 (351)	1	\$900	\$2,518	\$2,856	\$40,800
POLLUTION LIABILITY INSURANCE / DOLL									
152015P	2022Q1	22106	HUNTERDON	NHP-0179(327)	1	\$15,000			\$16,000

	22404	MIDDLESEX	STATE	1	\$10,070	\$3,300	\$2	\$5,000
	22405	MONMOUTH	STATE	1	\$12,588	\$11,700	\$0	\$5,000
2022Q2	22104	MERCER	NHP-0029(328)	1	\$2,500			\$16,000
	22107	OCEAN	NHP-0009(328)	1	\$0	\$1	\$45,000	\$20,000
	22108	MERCER	NHP-0029(327)	1	\$12,575	\$100	\$10,000	\$2,500
	22112	MERCER	NHP-0029(329)	1	\$48,776	\$1	\$10,000	\$14,000
	22113	SOMERSET	NHP-0022(351)	1	\$2,700	\$10,070	\$13,000	\$750.00
	22116	MERCER	CRRSAA-FLEX-0027(304)	1	\$1	\$8,300	\$4,265	\$1,250
	22118	MIDDLESEX	NHP-0018(308)	1	\$9,000	\$2,500	\$7,552	\$2,500
	22119	SOMERSET	NHP-0078(332)	1	\$10,000	\$12,000	\$21,000	\$10,000
	22120	MIDDLESEX	NHP-0018(309)	1	\$1	\$27,000	\$50,000	\$40,000
	22121	MONMOUTH	NHP-1015(350)	1	\$0	\$15,000	\$9,500	\$10,000
	22131	OCEAN	STBGP-D00S(595)	1	\$9,500	\$1		\$425.00
	22462	MONMOUTH	STATE	1	\$1	\$2,295		\$1,000
	22464	MONMOUTH	N/A	1	\$12,575	\$1		\$10,000
2022Q3	22144	OCEAN	NHP-0072(311)	1	\$1.00	\$1.00		\$425.00
	22146	HUNTERDON	0078(334)	1	\$0	\$7,800	\$7,553	\$3,000
	22147	OCEAN	NHP-0009(331)	1	\$20,000			\$1,000
	22150	MONMOUTH	NHP-0035(334)	1	\$20,000			\$16,000
	22471	MIDDLESEX	STATE	1	\$1	\$25,000	\$15,000	\$35,000
2022Q4	22155	SOMERSET	NHPP-0206(335)	1	\$5,000			\$2,000
	23423	HUNTERDON	N/A	1	\$0.01	\$1.00	\$1.00	\$5,000
	23426	HUNTERDON	N/A	1	\$25,000	\$1	\$1	\$5,000

New Jersey Department of Transportation  
Jan 2022 - Dec 2022

12:15 Tuesday, January 3, 2023 5

HISTORICAL BID PRICE LISTING  
BY REGION

REGION: C

PAY ITEM	CALENDAR QUARTER	CONTRACT NUMBER	COUNTY LOCATION	PROJECT DESCRIPTION	BID QUANTITY	AWARD PRICE	SECOND BIDDER	THIRD BIDDER	ESTIMATE
-----	-----	-----	-----	-----	-----	-----	-----	-----	-----
153003P	2022Q1	22106	HUNTERDON	NHP-0179(327)	1	\$35,000			\$8,000
	2022Q2	22104	MERCER	NHP-0029(328)	1	\$38,000			\$6,500
		22107	OCEAN	NHP-0009(328)	1	\$15,000	\$15,000	\$115,000	\$60,000
		22108	MERCER	NHP-0029(327)	1	\$7,500	\$2,750	\$10,000	\$8,000
		22112	MERCER	NHP-0029(329)	1	\$65,000	\$5,000	\$10,000	\$70,000
		22113	SOMERSET	NHP-0022(351)	1	\$3,250	\$5,250	\$11,500	\$10,000
		22116	MERCER	CRRSAA-FLEX-0027(304)	1	\$650	\$2,000	\$6,500	\$5,000
		22118	MIDDLESEX	NHP-0018(308)	1	\$8,725	\$2,500	\$4,200	\$8,000
		22119	SOMERSET	NHP-0078(332)	1	\$9,000	\$4,000	\$6,000	\$25,000
		22120	MIDDLESEX	NHP-0018(309)	1	\$12,500	\$25,000	\$125,000	\$100,000
		22121	MONMOUTH	NHP-1015(350)	1	\$4,500	\$8,000	\$4,000	\$15,000
		22131	OCEAN	STBGP-D00S(595)	1	\$2,500	\$2,500		\$8,000
	2022Q3	22144	OCEAN	NHP-0072(311)	1	\$3,400	\$10,000		\$8,000
		22146	HUNTERDON	0078(334)	1	\$5,000	\$2,240	\$5,250	\$10,000
		22147	OCEAN	NHP-0009(331)	1	\$38,000			\$8,000
		22150	MONMOUTH	NHP-0035(334)	1	\$38,000			\$8,000

2022Q4 22155 SOMERSET NHPP-0206 (335) 1 \$38,000 \$8,000

-----  
 PROGRESS SCHEDULE UPDATE / U

153005M	2022Q1	22106	HUNTERDON	NHP-0179 (327)	3	\$8,000			\$547.00
	2022Q2	22108	MERCER	NHP-0029 (327)	5	\$1,850	\$275	\$100	\$424.00
		22116	MERCER	CRRSAA-FLEX-0027 (304)	5	\$200.00	\$500.00	\$495.00	\$264.00
		22118	MIDDLESEX	NHP- 0018 (308)	6	\$725.00	\$500.00	\$525.00	\$600.00
		22104	MERCER	NHP-0029 (328)	7	\$6,500			\$553.00
		22113	SOMERSET	NHP-0022 (351)	8	\$450.00	\$525.00	\$775.00	\$1,200
		22121	MONMOUTH	NHP-1015 (350)	9	\$680.00	\$800.00	\$500.00	\$700.00
		22119	SOMERSET	NHP-0078 (332)	11	\$750.00	\$500.00	\$750.00	\$500.00
		22131	OCEAN	STBGP-D00S (595)	13	\$500.00	\$500.00		\$1,200
		22107	OCEAN	NHP-0009 (328)	20	\$200	\$1,000	\$850	\$480.00
		22120	MIDDLESEX	NHP-0018 (309)	25	\$700.00	\$700.00	\$848.00	\$460.00
		22112	MERCER	NHP-0029 (329)	39	\$600.00	\$1.00	\$500.00	\$600.00
	2022Q3	22144	OCEAN	NHP-0072 (311)	4	\$600	\$2,500		\$600.00

New Jersey Department of Transportation  
 Jan 2022 - Dec 2022

12:15 Tuesday, January 3, 2023 6

HISTORICAL BID PRICE LISTING  
 BY REGION

REGION: C

PAY ITEM	CALENDAR QUARTER	CONTRACT NUMBER	COUNTY LOCATION	PROJECT DESCRIPTION	BID QUANTITY	AWARD PRICE	SECOND BIDDER	THIRD BIDDER	ESTIMATE
-----	-----	-----	-----	-----	-----	-----	-----	-----	-----
PROGRESS SCHEDULE UPDATE / U									
153005M	(cont)	22147	OCEAN	NHP-0009 (331)	4	\$8,000			\$519.00
		22150	MONMOUTH	NHP-0035 (334)	4	\$8,000			\$600.00
		22146	HUNTERDON	0078 (334)	7	\$0.02	\$280.00	\$630.00	\$400.00
	2022Q4	22155	SOMERSET	NHPP-0206 (335)	3	\$8,000			\$500.00

-----  
 BAR CHART PROGRESS SCHEDULE AND UPDATES / LS

153009P	2022Q1	22404	MIDDLESEX	STATE	1	\$2,500	\$1,100	\$5,000	\$5,000
		22405	MONMOUTH	STATE	1	\$2,500	\$10,000	\$500	\$5,000
	2022Q3	22471	MIDDLESEX	STATE	1	\$25,000	\$6,500	\$500	\$5,000

-----  
 TRAINEES / HOUR

153011M	2022Q2	22118	MIDDLESEX	NHP- 0018 (308)	300	\$5.00	\$1.00	\$1.00	\$1.00
		22131	OCEAN	STBGP-D00S (595)	750	\$0.01	\$1.00		\$1.00
		22121	MONMOUTH	NHP-1015 (350)	1,920	\$0.01	\$0.01	\$1.00	\$1.00
		22113	SOMERSET	NHP-0022 (351)	2,550	\$1.00	\$1.00	\$4.00	\$1.00
		22119	SOMERSET	NHP-0078 (332)	2,820	\$0.01	\$1.00	\$0.01	\$1.00
		22112	MERCER	NHP-0029 (329)	8,270	\$0.01	\$1.00	\$0.01	\$1.00
		22107	OCEAN	NHP-0009 (328)	11,520	\$0.01	\$1.00	\$0.01	\$1.00
		22120	MIDDLESEX	NHP-0018 (309)	18,660	\$0.01	\$0.01	\$0.05	\$1.00



2022Q3	22146	HUNTERDON	0078 (334)	1,500	\$0.02	\$1.00	\$1.00	\$2.00
	22150	MONMOUTH	NHP-0035 (334)	2,200	\$120.00			\$1.00
2022Q4	22155	SOMERSET	NHPP-0206 (335)	300	\$150.00			\$1.00

New Jersey Department of Transportation 12:15 Tuesday, January 3, 2023 7  
Jan 2022 - Dec 2022

HISTORICAL BID PRICE LISTING  
BY REGION

REGION: C

PAY ITEM	CALENDAR QUARTER	CONTRACT NUMBER	COUNTY LOCATION	PROJECT DESCRIPTION	BID QUANTITY	AWARD PRICE	SECOND BIDDER	THIRD BIDDER	ESTIMATE
MOBILIZATION / LS									
154003P	2022Q1	22106	HUNTERDON	NHP-0179 (327)	1	\$197,500			\$280,000
		22404	MIDDLESEX	STATE	1	\$575,000	\$960,000	\$930,600	\$440,380
		22405	MONMOUTH	STATE	1	\$557,178	\$1,025,000	\$1,241,583	\$903,326
		22428	MERCER	100% STATE	1	\$110,000	\$39,337		\$42,000
		22430	MERCER	100% STATE	1	\$149,750	\$85,251		\$25,000
	2022Q2	22104	MERCER	NHP-0029 (328)	1	\$195,000			\$235,000
		22107	OCEAN	NHP-0009 (328)	1	\$4,725,000	\$5,200,000	\$5,900,000	\$8,000,000
		22108	MERCER	NHP-0029 (327)	1	\$325,000	\$493,000	\$450,000	\$370,000
		22112	MERCER	NHP-0029 (329)	1	\$2,800,000	\$2,877,000	\$3,000,000	\$4,700,000
		22113	SOMERSET	NHP-0022 (351)	1	\$650,000	\$339,000	\$542,600	\$850,000
		22116	MERCER	CRRSAA-FLEX-0027 (304)	1	\$76,000	\$122,000	\$383,500	\$70,000
		22118	MIDDLESEX	NHP- 0018 (308)	1	\$269,302	\$200,000	\$250,000	\$265,000
		22119	SOMERSET	NHP-0078 (332)	1	\$610,000	\$530,000	\$870,000	\$520,000
		22120	MIDDLESEX	NHP-0018 (309)	1	\$8,612,479	\$8,700,000	\$10000000	\$11000000
		22121	MONMOUTH	NHP-1015 (350)	1	\$425,000	\$400,000	\$250,000	\$396,000
		22131	OCEAN	STBGP-D00S (595)	1	\$295,000	\$529,738		\$420,000
	2022Q3	22144	OCEAN	NHP-0072 (311)	1	\$240,155	\$492,402		\$230,000
		22146	HUNTERDON	0078 (334)	1	\$419,870	\$470,512	\$383,535	\$530,000
		22147	OCEAN	NHP-0009 (331)	1	\$345,000			\$420,000
		22150	MONMOUTH	NHP-0035 (334)	1	\$265,000			\$420,000
		22471	MIDDLESEX	STATE	1	\$500,000	\$1,300,000	\$1,200,000	\$200,000
	2022Q4	22155	SOMERSET	NHPP-0206 (335)	1	\$246,000			\$270,000

New Jersey Department of Transportation 12:15 Tuesday, January 3, 2023 8  
Jan 2022 - Dec 2022

HISTORICAL BID PRICE LISTING  
BY REGION

REGION: C

PAY ITEM	CALENDAR QUARTER	CONTRACT NUMBER	COUNTY LOCATION	PROJECT DESCRIPTION	BID QUANTITY	AWARD PRICE	SECOND BIDDER	THIRD BIDDER	ESTIMATE
FIELD OFFICE TYPE A SET UP / U									
155003M	2022Q3	22471	MIDDLESEX	STATE	1	\$15,000	\$30,000	\$60,000	\$20,000

-----  
 FIELD OFFICE TYPE B SET UP / U

155006M	2022Q1	22404	MIDDLESEX	STATE	1	\$100	\$24,000	\$30,000	\$20,000
		22405	MONMOUTH	STATE	1	\$25,000	\$15,500	\$32,000	\$20,000

-----  
 FIELD OFFICE TYPE C SET UP / U

155009M	2022Q3	22147	OCEAN	NHP-0009 (331)	1	\$45,000			\$32,100
---------	--------	-------	-------	----------------	---	----------	--	--	----------

-----  
 FIELD OFFICE TYPE D SET UP / U

155012M	2022Q1	22106	HUNTERDON	NHP-0179 (327)	1	\$45,000			\$40,000
	2022Q2	22104	MERCER	NHP-0029 (328)	1	\$45,000			\$53,230
		22121	MONMOUTH	NHP-1015 (350)	1	\$30,000	\$50,000	\$25,000	\$40,000

-----  
 FIELD OFFICE TYPE E SET UP / U

155015M	2022Q2	22108	MERCER	NHP-0029 (327)	1	\$25,000	\$35,000	\$50,000	\$37,630
		22113	SOMERSET	NHP-0022 (351)	1	\$11,000	\$35,000	\$45,200	\$50,000
		22116	MERCER	CRRSAA-FLEX-0027 (304)	1	\$29,000	\$30,000	\$50,000	\$37,630
		22118	MIDDLESEX	NHP- 0018 (308)	1	\$38,600	\$15,000	\$35,000	\$37,630
		22119	SOMERSET	NHP-0078 (332)	1	\$30,000	\$35,000	\$40,000	\$28,000
		22131	OCEAN	STBGP-D00S (595)	1	\$30,000	\$50,000		\$55,000
	2022Q3	22144	OCEAN	NHP-0072 (311)	1	\$27,000	\$45,000		\$37,254
		22146	HUNTERDON	0078 (334)	1	\$40,000	\$20,000	\$22,360	\$20,000
		22150	MONMOUTH	NHP-0035 (334)	1	\$45,000			\$42,000
	2022Q4	22155	SOMERSET	NHPP-0206 (335)	1	\$45,000			\$38,000

-----  
 FIELD OFFICE TYPE F SET UP / U

155018M	2022Q2	22107	OCEAN	NHP-0009 (328)	1	\$75,000	\$2,500	\$322,458	\$62,000
---------	--------	-------	-------	----------------	---	----------	---------	-----------	----------

New Jersey Department of Transportation  
 Jan 2022 - Dec 2022  
 12:15 Tuesday, January 3, 2023 9

HISTORICAL BID PRICE LISTING  
 BY REGION

REGION: C

PAY ITEM	CALENDAR QUARTER	CONTRACT NUMBER	COUNTY LOCATION	PROJECT DESCRIPTION	BID QUANTITY	AWARD PRICE	SECOND BIDDER	THIRD BIDDER	ESTIMATE
-----	-----	-----	-----	-----	-----	-----	-----	-----	-----
FIELD OFFICE TYPE F SET UP / U									
155018M	(cont)	22112	MERCER	NHP-0029 (329)	1	\$171,500	\$60,000	\$60,000	\$60,000
		22120	MIDDLESEX	NHP-0018 (309)	1	\$75,000	\$100,000	\$781,150	\$64,000

-----  
 FIELD OFFICE TYPE A MAINTENANCE / MO

155021M	2022Q3	22471	MIDDLESEX	STATE	4	\$2,500	\$2,800	\$3,000	\$2,500	
-----										
FIELD OFFICE TYPE B MAINTENANCE / MO										
155024M	2022Q1	22404	MIDDLESEX	STATE	12	\$100	\$4,100	\$4,000	\$2,500	
		22405	MONMOUTH	STATE	15	\$2,500	\$4,500	\$3,400	\$2,500	
-----										
FIELD OFFICE TYPE C MAINTENANCE / MO										
155027M	2022Q3	22147	OCEAN	NHP-0009 (331)	10	\$6,500			\$3,736	
-----										
FIELD OFFICE TYPE D MAINTENANCE / MO										
155030M	2022Q1	22106	HUNTERDON	NHP-0179 (327)	8	\$6,000			\$3,500	
	2022Q2	22104	MERCER	NHP-0029 (328)	17	\$6,500			\$5,000	
		22121	MONMOUTH	NHP-1015 (350)	17	\$3,000	\$5,000	\$3,000	\$4,000	
-----										
FIELD OFFICE TYPE E MAINTENANCE / MO										
155033M	2022Q2	22108	MERCER	NHP-0029 (327)	12	\$6,000	\$4,250	\$3,500	\$3,810	
		22116	MERCER	CRRSAA-FLEX-0027 (304)	12	\$2,500	\$4,000	\$5,000	\$4,000	
		22113	SOMERSET	NHP-0022 (351)	15	\$4,800	\$3,500	\$5,530	\$3,560	
		22118	MIDDLESEX	NHP- 0018 (308)	15	\$5,520	\$5,000	\$3,500	\$3,810	
		22131	OCEAN	STBGP-D00S (595)	25	\$3,500	\$5,000		\$3,500	
		22119	SOMERSET	NHP-0078 (332)	27	\$3,500	\$3,500	\$3,500	\$3,500	
	2022Q3	22144	OCEAN	NHP-0072 (311)	10	\$3,200	\$5,000		\$4,344	
New Jersey Department of Transportation							12:15 Tuesday, January 3, 2023			10
Jan 2022 - Dec 2022										
HISTORICAL BID PRICE LISTING BY REGION										
REGION: C										
PAY ITEM	CALENDAR QUARTER	CONTRACT NUMBER	COUNTY LOCATION	PROJECT DESCRIPTION	BID QUANTITY	AWARD PRICE	SECOND BIDDER	THIRD BIDDER	ESTIMATE	
-----	-----	-----	-----	-----	-----	-----	-----	-----	-----	
FIELD OFFICE TYPE E MAINTENANCE / MO										
155033M	(cont)	22150	MONMOUTH	NHP-0035 (334)	10	\$7,500			\$6,000	
		22146	HUNTERDON	0078 (334)	14	\$3,500	\$2,500	\$3,500	\$3,500	
	2022Q4	22155	SOMERSET	NHPP-0206 (335)	11	\$8,000			\$4,500	
-----										
FIELD OFFICE TYPE F MAINTENANCE / MO										
155036M	2022Q2	22112	MERCER	NHP-0029 (329)	42	\$150	\$3,000	\$3,000	\$3,000	
		22107	OCEAN	NHP-0009 (328)	44	\$4,000	\$5,500	\$500	\$4,360	
		22120	MIDDLESEX	NHP-0018 (309)	60	\$4,500	\$6,000	\$1,000	\$3,255	

HISTORICAL BID PRICE LISTING  
BY REGION

REGION: C

PAY ITEM	CALENDAR QUARTER	CONTRACT NUMBER	COUNTY LOCATION	PROJECT DESCRIPTION	BID QUANTITY	AWARD PRICE	SECOND BIDDER	THIRD BIDDER	ESTIMATE
-----									
MATERIALS FIELD LABORATORY SET-UP / U									
156003M	2022Q2	22107	OCEAN	NHP-0009 (328)	1	\$20,000	\$60,000	\$7,500	\$1,450
		22120	MIDDLESEX	NHP-0018 (309)	1	\$25,000	\$30,000	\$10,000	\$16,045
		22121	MONMOUTH	NHP-1015 (350)	1	\$12,500	\$15,000	\$35,000	\$15,000

-----  
MATERIALS FIELD LABORATORY MAINTENANCE / MO

156006M	2022Q2	22121	MONMOUTH	NHP-1015 (350)	15	\$1,500	\$1,000	\$3,500	\$1,250
		22107	OCEAN	NHP-0009 (328)	39	\$1,000	\$5,000	\$100	\$1,025
		22120	MIDDLESEX	NHP-0018 (309)	60	\$2,400	\$3,500	\$10	\$1,470

-----  
CURING FACILITY SET-UP / U

156009M	2022Q2	22107	OCEAN	NHP-0009 (328)	1	\$5,000	\$8,500	\$1,500	\$5,374
		22120	MIDDLESEX	NHP-0018 (309)	1	\$5,000	\$2,500	\$1,000	\$12,000

-----  
CURING FACILITY MAINTENANCE / MO

156012M	2022Q2	22107	OCEAN	NHP-0009 (328)	40	\$200.00	\$800.00	\$50.00	\$347.00
		22120	MIDDLESEX	NHP-0018 (309)	51	\$300.00	\$500.00	\$100.00	\$1,200

-----  
NUCLEAR DENSITY GAUGE / U

156015M	2022Q2	22107	OCEAN	NHP-0009 (328)	1	\$10,000	\$20,000	\$8,500	\$2,832
		22120	MIDDLESEX	NHP-0018 (309)	1	\$15,000	\$10,000	\$9,000	\$6,500

-----  
CONCRETE COMPRESSION TESTING EQUIPMENT / U

156021M	2022Q2	22120	MIDDLESEX	NHP-0018 (309)	1	\$10,000	\$7,500	\$5,000	\$10,000
---------	--------	-------	-----------	----------------	---	----------	---------	---------	----------

HISTORICAL BID PRICE LISTING  
BY REGION

REGION: C

PAY ITEM	CALENDAR QUARTER	CONTRACT NUMBER	COUNTY LOCATION	PROJECT DESCRIPTION	BID QUANTITY	AWARD PRICE	SECOND BIDDER	THIRD BIDDER	ESTIMATE
-----									
CONSTRUCTION LAYOUT / DOLL									

157004M	2022Q1	22106	HUNTERDON	NHP-0179 (327)	1	\$35,000			\$70,000
		22404	MIDDLESEX	STATE	1	\$15,000	\$5,000	\$2	\$25,000
		22405	MONMOUTH	STATE	1	\$10,000	\$1,500	\$15,000	\$25,000
		22428	MERCER	100% STATE	1	\$1.00	\$1.00		\$250.00
	2022Q2	22104	MERCER	NHP-0029 (328)	1	\$35,000			\$70,000
		22107	OCEAN	NHP-0009 (328)	1	\$400,000	\$700,000	\$575,000	\$850,000
		22108	MERCER	NHP-0029 (327)	1	\$750	\$37,000	\$100,000	\$70,000
		22112	MERCER	NHP-0029 (329)	1	\$150,000	\$225,000	\$200,000	\$600,000
		22113	SOMERSET	NHP-0022 (351)	1	\$13,250	\$7,500	\$5,000	\$110,000
		22116	MERCER	CRRSAA-FLEX-0027 (304	1	\$7,500	\$10,000	\$8,930	\$30,000
		22118	MIDDLESEX	NHP- 0018 (308)	1	\$3,000	\$10,000	\$5,000	\$70,000
		22119	SOMERSET	NHP-0078 (332)	1	\$100,000	\$75,000	\$262,000	\$185,000
		22120	MIDDLESEX	NHP-0018 (309)	1	\$1,250,000	\$2,750,000	\$625,000	\$850,000
	22121	MONMOUTH	NHP-1015 (350)	1	\$30,000	\$34,000	\$50,000	\$85,000	
	22131	OCEAN	STBGP-D00S (595)	1	\$15,000	\$25,000		\$70,000	
2022Q3	22144	OCEAN	NHP-0072 (311)	1	\$2,000	\$50		\$65,000	
	22146	HUNTERDON	0078 (334)	1	\$0	\$7,750	\$10,000	\$110,000	
	22147	OCEAN	NHP-0009 (331)	1	\$38,000			\$65,000	
	22150	MONMOUTH	NHP-0035 (334)	1	\$38,000			\$65,000	
	22471	MIDDLESEX	STATE	1	\$10,000	\$15,000	\$5,000	\$70,000	
2022Q4	22155	SOMERSET	NHPP-0206 (335)	1	\$38,000			\$70,000	

-----  
MONUMENT / U

157006M	2022Q2	22107	OCEAN	NHP-0009 (328)	42	\$800	\$18	\$1,000	\$700.00
---------	--------	-------	-------	----------------	----	-------	------	---------	----------

New Jersey Department of Transportation  
Jan 2022 - Dec 2022

12:15 Tuesday, January 3, 2023 13

HISTORICAL BID PRICE LISTING  
BY REGION

REGION: C

PAY ITEM	CALENDAR QUARTER	CONTRACT NUMBER	COUNTY LOCATION	PROJECT DESCRIPTION	BID QUANTITY	AWARD PRICE	SECOND BIDDER	THIRD BIDDER	ESTIMATE
CAUTION FENCE / LF									
158003M	2022Q2	22107	OCEAN	NHP-0009 (328)	127	\$5.00	\$9.00	\$10.00	\$10.00
		22120	MIDDLESEX	NHP-0018 (309)	2,037	\$6.75	\$8.00	\$11.00	\$10.00

-----  
SILT FENCE / LF

158006M	2022Q1	22404	MIDDLESEX	STATE	500	\$0.01	\$1.00	\$0.02	\$1.00
	2022Q2	22121	MONMOUTH	NHP-1015 (350)	830	\$3.00	\$14.00	\$8.00	\$6.00
	2022Q3	22144	OCEAN	NHP-0072 (311)	200	\$3.00	\$250.00		\$5.00
		22147	OCEAN	NHP-0009 (331)	500	\$37.55			\$4.00
	2022Q4	22155	SOMERSET	NHPP-0206 (335)	1,000	\$41.43			\$7.00

HEAVY DUTY SILT FENCE, ORANGE / LF

158009M	2022Q1	22106	HUNTERDON	NHP-0179 (327)	1,415	\$41.33			\$9.00
	2022Q2	22113	SOMERSET	NHP-0022 (351)	200	\$0.01	\$1.00	\$1.00	\$4.00
		22112	MERCER	NHP-0029 (329)	892	\$13.00	\$6.00	\$7.00	\$8.00
		22104	MERCER	NHP-0029 (328)	1,000	\$30.79			\$9.00
		22120	MIDDLESEX	NHP-0018 (309)	2,760	\$8.25	\$6.50	\$15.00	\$6.00
		22107	OCEAN	NHP-0009 (328)	70,586	\$5.00	\$9.00	\$16.00	\$5.00
	2022Q3	22146	HUNTERDON	0078 (334)	1,000	\$0.02	\$30.00	\$1.00	\$1.00
		22150	MONMOUTH	NHP-0035 (334)	1,000	\$49.59			\$11.00

HEAVY DUTY SILT FENCE, BLACK / LF

158012M	2022Q2	22118	MIDDLESEX	NHP- 0018 (308)	500	\$1.00	\$0.01	\$1.50	\$9.00
		22112	MERCER	NHP-0029 (329)	1,223	\$13.00	\$6.00	\$7.00	\$6.00
		22131	OCEAN	STBGP-D00S (595)	1,600	\$5.95	\$15.00		\$5.00
		22119	SOMERSET	NHP-0078 (332)	2,675	\$6.75	\$7.00	\$8.00	\$8.00
		22120	MIDDLESEX	NHP-0018 (309)	19,756	\$8.25	\$6.50	\$15.00	\$5.00
		22108	MERCER	NHP-0029 (327)	20,767	\$0.50	\$10.00	\$7.00	\$9.00

New Jersey Department of Transportation  
Jan 2022 - Dec 2022

12:15 Tuesday, January 3, 2023 14

HISTORICAL BID PRICE LISTING  
BY REGION

REGION: C

PAY ITEM	CALENDAR QUARTER	CONTRACT NUMBER	COUNTY LOCATION	PROJECT DESCRIPTION	BID QUANTITY	AWARD PRICE	SECOND BIDDER	THIRD BIDDER	ESTIMATE
HAYBALE / U									
158015M	2022Q2	22121	MONMOUTH	NHP-1015 (350)	8	\$25.00	\$30.00	\$10.00	\$40.00
		22112	MERCER	NHP-0029 (329)	25	\$10.00	\$25.00	\$40.00	\$20.00
		22107	OCEAN	NHP-0009 (328)	100	\$5.00	\$50.00	\$10.00	\$38.00
	2022Q3	22150	MONMOUTH	NHP-0035 (334)	25	\$180.00			\$40.00

INLET FILTER TYPE 2, 2' X 4' / U

158030M	2022Q1	22404	MIDDLESEX	STATE	112	\$1.00	\$25.00	\$2.00	\$40.00
		22405	MONMOUTH	STATE	353	\$1.00	\$40.00	\$125.00	\$40.00
	2022Q2	22116	MERCER	CRRSAA-FLEX-0027 (304)	2	\$300.00	\$500.00	\$50.75	\$155.00
		22121	MONMOUTH	NHP-1015 (350)	2	\$175.00	\$150.00	\$100.00	\$140.00
		22119	SOMERSET	NHP-0078 (332)	5	\$275.00	\$100.00	\$411.00	\$225.00
		22108	MERCER	NHP-0029 (327)	20	\$250.00	\$225.00	\$100.00	\$153.00
		22131	OCEAN	STBGP-D00S (595)	37	\$110.00	\$500.00		\$170.00
		22118	MIDDLESEX	NHP- 0018 (308)	90	\$5.00	\$1.00	\$50.00	\$19.00
		22112	MERCER	NHP-0029 (329)	202	\$175.00	\$1.00	\$120.00	\$70.00
		22113	SOMERSET	NHP-0022 (351)	366	\$15.00	\$1.00	\$5.00	\$170.00
		22107	OCEAN	NHP-0009 (328)	379	\$170.00	\$250.00	\$150.00	\$120.00
		22120	MIDDLESEX	NHP-0018 (309)	1,019	\$171.00	\$50.00	\$125.00	\$80.00

2022Q3	22147	OCEAN	NHP-0009 (331)	80	\$466.37			\$58.00
	22144	OCEAN	NHP-0072 (311)	97	\$165.00	\$285.00		\$130.00
	22146	HUNTERDON	0078 (334)	112	\$0.02	\$400.00	\$50.00	\$50.00

-----  
 INLET FILTER TYPE 2, 4' X 4' / U

158033M	2022Q1	22404	MIDDLESEX	STATE	16	\$1.00	\$35.00	\$2.00	\$60.00
		22405	MONMOUTH	STATE	31	\$1.00	\$82.00	\$175.00	\$60.00
	2022Q2	22108	MERCER	NHP-0029 (327)	3	\$450.00	\$250.00	\$212.00	\$179.00
		22131	OCEAN	STBGP-D00S (595)	5	\$150.00	\$550.00		\$220.00
		22118	MIDDLESEX	NHP- 0018 (308)	10	\$19.00	\$1.00	\$55.00	\$163.00
		22112	MERCER	NHP-0029 (329)	27	\$200.00	\$1.00	\$180.00	\$80.00
		22113	SOMERSET	NHP-0022 (351)	40	\$15.00	\$1.00	\$10.00	\$320.00

New Jersey Department of Transportation  
 Jan 2022 - Dec 2022

12:15 Tuesday, January 3, 2023 15

HISTORICAL BID PRICE LISTING  
 BY REGION

REGION: C

PAY ITEM	CALENDAR QUARTER	CONTRACT NUMBER	COUNTY LOCATION	PROJECT DESCRIPTION	BID QUANTITY	AWARD PRICE	SECOND BIDDER	THIRD BIDDER	ESTIMATE
-----	-----	-----	-----	-----	-----	-----	-----	-----	-----
INLET FILTER TYPE 2, 4' X 4' / U									
158033M	(cont)	22107	OCEAN	NHP-0009 (328)	57	\$170.00	\$300.00	\$175.00	\$150.00
		22120	MIDDLESEX	NHP-0018 (309)	59	\$265.00	\$75.00	\$160.00	\$120.00
	2022Q3	22146	HUNTERDON	0078 (334)	6	\$0.02	\$300.00	\$100.00	\$50.00
		22144	OCEAN	NHP-0072 (311)	8	\$275.00	\$10.00		\$150.00
		22147	OCEAN	NHP-0009 (331)	10	\$839.50			\$87.00

-----  
 FLOATING TURBIDITY BARRIER, TYPE 3 / LF

158048M	2022Q2	22121	MONMOUTH	NHP-1015 (350)	150	\$10.00	\$30.00	\$75.00	\$60.00
		22112	MERCER	NHP-0029 (329)	1,046	\$40.00	\$25.00	\$35.00	\$65.00

-----  
 SEDIMENT CONTROL BAG / SF

158054M	2022Q2	22107	OCEAN	NHP-0009 (328)	450	\$0.01	\$5.00	\$1.00	\$6.00
		22112	MERCER	NHP-0029 (329)	1,500	\$1.00	\$1.00	\$11.00	\$1.00

-----  
 CONSTRUCTION DRIVEWAY / T

158060M	2022Q2	22112	MERCER	NHP-0029 (329)	143	\$60.00	\$55.00	\$85.00	\$45.00
		22120	MIDDLESEX	NHP-0018 (309)	180	\$70.00	\$100.00	\$45.00	\$29.00
		22107	OCEAN	NHP-0009 (328)	185	\$50.00	\$55.00	\$55.00	\$91.00

-----  
 CONCRETE WASHOUT SYSTEM / LS

158063P	2022Q1	22106	HUNTERDON	NHP-0179 (327)	1	\$1,500			\$2,500
		22404	MIDDLESEX	STATE	1	\$2,500	\$5,000	\$21,000	\$5,000
		22405	MONMOUTH	STATE	1	\$2,500	\$925	\$500	\$5,000
	2022Q2	22107	OCEAN	NHP-0009 (328)	1	\$10,000	\$3,500	\$5,000	\$20,000
		22108	MERCER	NHP-0029 (327)	1	\$750	\$6,000	\$2,000	\$15,000
		22112	MERCER	NHP-0029 (329)	1	\$2,000	\$6,000	\$10,000	\$6,200
		22113	SOMERSET	NHP-0022 (351)	1	\$500	\$1,500	\$500	\$15,000
		22116	MERCER	CRRSAA-FLEX-0027 (304)	1	\$2,500	\$2,500	\$10,000	\$15,000

New Jersey Department of Transportation  
Jan 2022 - Dec 2022

12:15 Tuesday, January 3, 2023 16

HISTORICAL BID PRICE LISTING  
BY REGION

REGION: C

PAY ITEM	CALENDAR QUARTER	CONTRACT NUMBER	COUNTY LOCATION	PROJECT DESCRIPTION	BID QUANTITY	AWARD PRICE	SECOND BIDDER	THIRD BIDDER	ESTIMATE	
CONCRETE WASHOUT SYSTEM / LS										
158063P	(cont)	22118	MIDDLESEX	NHP- 0018 (308)	1	\$1,500	\$500	\$1,500	\$15,000	
		22119	SOMERSET	NHP-0078 (332)	1	\$7,500	\$5,000	\$8,263	\$5,000	
		22120	MIDDLESEX	NHP-0018 (309)	1	\$20,000	\$40,000	\$10,000	\$7,000	
		22121	MONMOUTH	NHP-1015 (350)	1	\$2,500	\$3,000	\$2,500	\$1,500	
		22131	OCEAN	STBGP-D00S (595)	1	\$5,000	\$1,000		\$15,000	
	2022Q3	22146	HUNTERDON	0078 (334)	1	\$0	\$3,500	\$500	\$3,000	
-----										
BIORETENTION SYSTEM / SY										
158068P	2022Q2	22120	MIDDLESEX	NHP-0018 (309)	1,348	\$100.00	\$200.00	\$160.00	\$120.00	
-----										
OIL ONLY EMERGENCY SPILL KIT, TYPE 1 / U										
158072M	2022Q1	22404	MIDDLESEX	STATE	2	\$500.00	\$850.00	\$0.02	\$1,000	
		22404	MIDDLESEX	STATE	2	\$1.00	\$1.00	\$0.02	\$1,500	
		22405	MONMOUTH	STATE	2	\$500.00	\$850.00	\$750.00	\$1,000	
		22106	HUNTERDON	NHP-0179 (327)	4	\$1,500			\$797.00	
	2022Q2	22113	SOMERSET	NHP-0022 (351)	1	\$1,000	\$500	\$150	\$600.00	
		22131	OCEAN	STBGP-D00S (595)	1	\$0	\$1,000		\$600.00	
		22464	MONMOUTH	N/A	1	\$1.00	\$1.00		\$500.00	
		22104	MERCER	NHP-0029 (328)	2	\$1,500			\$784.00	
		22107	OCEAN	NHP-0009 (328)	2	\$1,000	\$1,300	\$1,000	\$462.00	
		22108	MERCER	NHP-0029 (327)	2	\$750	\$1,500	\$2,000	\$613.00	
		22112	MERCER	NHP-0029 (329)	2	\$1,000	\$2,000	\$1,200	\$1,100	
		22116	MERCER	CRRSAA-FLEX-0027 (304)	2	\$0.01	\$0.01	\$250.00	\$620.00	
		22118	MIDDLESEX	NHP- 0018 (308)	2	\$150	\$1,100	\$500	\$600.00	
		22119	SOMERSET	NHP-0078 (332)	2	\$1,396	\$1,200	\$850	\$500.00	
		22120	MIDDLESEX	NHP-0018 (309)	2	\$1,000	\$1,500	\$1,000	\$642.00	
		22121	MONMOUTH	NHP-1015 (350)	2	\$1,000	\$1,000	\$1,200	\$750.00	
		2022Q3	22146	HUNTERDON	0078 (334)	1	\$1,500	\$500	\$250	\$1,000
			22471	MIDDLESEX	STATE	1	\$7,500	\$2,500	\$500	\$2,250



22147	OCEAN	NHP-0009(331)	2	\$2,500	\$670.00
22150	MONMOUTH	NHP-0035(334)	2	\$2,500	\$850.00

New Jersey Department of Transportation  
Jan 2022 - Dec 2022

12:15 Tuesday, January 3, 2023 17

HISTORICAL BID PRICE LISTING  
BY REGION

REGION: C

PAY ITEM	CALENDAR QUARTER	CONTRACT NUMBER	COUNTY LOCATION	PROJECT DESCRIPTION	BID QUANTITY	AWARD PRICE	SECOND BIDDER	THIRD BIDDER	ESTIMATE
OIL ONLY EMERGENCY SPILL KIT, TYPE 1 / U									
158072M	2022Q4	22155	SOMERSET	NHPP-0206(335)	1	\$2,500			\$800.00

EROSION CONTROL SEDIMENT REMOVAL / CY

158084M	2022Q2	22108	MERCER	NHP-0029(327)	10	\$291.00	\$200.00	\$100.00	\$40.00
		22113	SOMERSET	NHP-0022(351)	10	\$1.00	\$25.00	\$1.00	\$55.00
		22118	MIDDLESEX	NHP-0018(308)	10	\$1.00	\$1.00	\$40.00	\$40.00
		22119	SOMERSET	NHP-0078(332)	10	\$1.00	\$0.10	\$112.00	\$100.00
		22121	MONMOUTH	NHP-1015(350)	10	\$0.01	\$100.00	\$1.00	\$65.00
		22131	OCEAN	STBGP-D00S(595)	50	\$0.01	\$50.00		\$35.00
		22112	MERCER	NHP-0029(329)	117	\$1.00	\$1.00	\$0.01	\$42.00
		22120	MIDDLESEX	NHP-0018(309)	500	\$0.01	\$1.00	\$1.00	\$15.00
		22107	OCEAN	NHP-0009(328)	1,000	\$0.01	\$35.00	\$7.00	\$5.00

TEMPORARY RIPRAP / CY

158087M	2022Q2	22121	MONMOUTH	NHP-1015(350)	5	\$72.00	\$200.00	\$250.00	\$200.00
---------	--------	-------	----------	---------------	---	---------	----------	----------	----------

BASIN SAND LAYER / CY

158095M	2022Q2	22107	OCEAN	NHP-0009(328)	363	\$60.00	\$75.00	\$130.00	\$63.00
---------	--------	-------	-------	---------------	-----	---------	---------	----------	---------

New Jersey Department of Transportation  
Jan 2022 - Dec 2022

12:15 Tuesday, January 3, 2023 18

HISTORICAL BID PRICE LISTING  
BY REGION

REGION: C

PAY ITEM	CALENDAR QUARTER	CONTRACT NUMBER	COUNTY LOCATION	PROJECT DESCRIPTION	BID QUANTITY	AWARD PRICE	SECOND BIDDER	THIRD BIDDER	ESTIMATE
BREAKAWAY BARRICADE / U									
159003M	2022Q1	22428	MERCER	100% STATE	25	\$150.00	\$0.01		\$1.50
		22404	MIDDLESEX	STATE	100	\$1.00	\$1.00	\$0.02	\$15.00
		22430	MERCER	100% STATE	100	\$0.01	\$0.01		\$5.00
		22106	HUNTERDON	NHP-0179(327)	200	\$1.00			\$25.00
		22404	MIDDLESEX	STATE	250	\$1.00	\$1.00	\$0.02	\$15.00

	22405	MONMOUTH	STATE		250	\$1.00	\$1.00	\$0.01	\$15.00
2022Q2	22118	MIDDLESEX	NHP- 0018 (308)		15	\$1.00	\$150.00	\$125.00	\$80.00
	22116	MERCER	CRRSAA-FLEX-0027 (304)		30	\$0.01	\$0.01	\$130.00	\$90.00
	22121	MONMOUTH	NHP-1015 (350)		40	\$100.00	\$150.00	\$115.00	\$75.00
	22108	MERCER	NHP-0029 (327)		42	\$10.00	\$75.00	\$150.00	\$80.00
	22104	MERCER	NHP-0029 (328)		60	\$1.00			\$40.00
	22112	MERCER	NHP-0029 (329)		100	\$130.00	\$1.00	\$0.01	\$55.00
	22131	OCEAN	STBGP-D00S (595)		100	\$0.01	\$0.01		\$100.00
	22113	SOMERSET	NHP-0022 (351)		110	\$1.00	\$1.00	\$1.00	\$110.00
	22119	SOMERSET	NHP-0078 (332)		117	\$115.00	\$95.00	\$121.00	\$80.00
	22120	MIDDLESEX	NHP-0018 (309)		170	\$0.01	\$125.00	\$123.00	\$50.00
	22107	OCEAN	NHP-0009 (328)		475	\$0.01	\$45.00	\$120.00	\$20.00
2022Q3	22144	OCEAN	NHP-0072 (311)		48	\$0	\$1,000		\$20.00
	22150	MONMOUTH	NHP-0035 (334)		150	\$1.00			\$90.00
	22146	HUNTERDON	0078 (334)		160	\$0.02	\$150.00	\$1.00	\$5.00
	22147	OCEAN	NHP-0009 (331)		250	\$1.00			\$80.00
2022Q4	22155	SOMERSET	NHPP-0206 (335)		130	\$1.00			\$55.00

-----  
 DRUM / U

159006M	2022Q1	22428	MERCER	100% STATE	25	\$150.00	\$0.01		\$1.50
		22404	MIDDLESEX	STATE	50	\$1.00	\$1.00	\$500.00	\$10.00
		22106	HUNTERDON	NHP-0179 (327)	80	\$100.00			\$50.00
		22404	MIDDLESEX	STATE	100	\$1.00	\$1.00	\$0.02	\$10.00
		22405	MONMOUTH	STATE	100	\$1.00	\$1.00	\$0.01	\$10.00
		22430	MERCER	100% STATE	100	\$0.01	\$0.01		\$5.00
	2022Q2	22116	MERCER	CRRSAA-FLEX-0027 (304)	60	\$0.01	\$0.01	\$62.00	\$50.00
		22119	SOMERSET	NHP-0078 (332)	100	\$65.00	\$55.00	\$61.00	\$50.00

New Jersey Department of Transportation  
 Jan 2022 - Dec 2022

12:15 Tuesday, January 3, 2023 19

HISTORICAL BID PRICE LISTING  
 BY REGION

REGION: C

PAY ITEM	CALENDAR QUARTER	CONTRACT NUMBER	COUNTY LOCATION	PROJECT DESCRIPTION	BID QUANTITY	AWARD PRICE	SECOND BIDDER	THIRD BIDDER	ESTIMATE
-----	-----	-----	-----	-----	-----	-----	-----	-----	-----
DRUM / U									
159006M	(cont)	22121	MONMOUTH	NHP-1015 (350)	100	\$80.00	\$60.00	\$55.00	\$60.00
		22131	OCEAN	STBGP-D00S (595)	200	\$0.01	\$0.01		\$50.00
		22104	MERCER	NHP-0029 (328)	250	\$1.00			\$34.00
		22118	MIDDLESEX	NHP- 0018 (308)	250	\$1.00	\$1.00	\$1.00	\$50.00
		22112	MERCER	NHP-0029 (329)	346	\$58.00	\$1.00	\$65.00	\$50.00
		22113	SOMERSET	NHP-0022 (351)	350	\$1.00	\$1.00	\$1.00	\$50.00
		22108	MERCER	NHP-0029 (327)	420	\$7.50	\$65.00	\$75.00	\$50.00
		22120	MIDDLESEX	NHP-0018 (309)	610	\$0.01	\$100.00	\$58.00	\$50.00
		22107	OCEAN	NHP-0009 (328)	900	\$0.01	\$35.00	\$56.00	\$50.00
	2022Q3	22150	MONMOUTH	NHP-0035 (334)	100	\$1.00			\$50.00
		22144	OCEAN	NHP-0072 (311)	156	\$0.01	\$250.00		\$50.00

	22147	OCEAN	NHP-0009 (331)	250	\$1.00			\$50.00
	22146	HUNTERDON	0078 (334)	300	\$0.02	\$60.00	\$1.00	\$50.00
2022Q4	22155	SOMERSET	NHPP-0206 (335)	300	\$1.00			\$50.00

-----  
TRAFFIC CONE / U

159009M	2022Q1	22428	MERCER	100% STATE	150	\$20.00	\$0.01		\$1.50
		22404	MIDDLESEX	STATE	250	\$1.00	\$1.00	\$500.00	\$10.00
		22430	MERCER	100% STATE	250	\$0.01	\$0.01		\$5.00
		22106	HUNTERDON	NHP-0179 (327)	500	\$23.00			\$10.00
		22405	MONMOUTH	STATE	1,000	\$1.00	\$15.30	\$0.01	\$10.00
		22404	MIDDLESEX	STATE	2,000	\$1.00	\$1.00	\$0.02	\$10.00
	2022Q2	22119	SOMERSET	NHP-0078 (332)	100	\$22.00	\$15.00	\$19.00	\$15.00
		22121	MONMOUTH	NHP-1015 (350)	100	\$20.00	\$15.00	\$15.00	\$25.00
		22116	MERCER	CRRSAA-FLEX-0027 (304	120	\$0.01	\$0.01	\$20.00	\$20.00
		22131	OCEAN	STBGP-D00S (595)	200	\$0.01	\$0.01		\$5.00
		22104	MERCER	NHP-0029 (328)	250	\$25.00			\$10.00
		22118	MIDDLESEX	NHP- 0018 (308)	500	\$1.00	\$17.75	\$15.00	\$15.00
		22120	MIDDLESEX	NHP-0018 (309)	500	\$0.01	\$40.00	\$19.00	\$7.00
		22113	SOMERSET	NHP-0022 (351)	700	\$17.25	\$15.00	\$1.00	\$22.00
		22108	MERCER	NHP-0029 (327)	850	\$3.00	\$12.00	\$18.00	\$15.00
		22107	OCEAN	NHP-0009 (328)	900	\$0.01	\$12.00	\$20.00	\$15.00
	2022Q3	22144	OCEAN	NHP-0072 (311)	156	\$0.01	\$20.00		\$20.00

New Jersey Department of Transportation  
Jan 2022 - Dec 2022

12:15 Tuesday, January 3, 2023 20

HISTORICAL BID PRICE LISTING  
BY REGION

REGION: C

PAY ITEM	CALENDAR QUARTER	CONTRACT NUMBER	COUNTY LOCATION	PROJECT DESCRIPTION	BID QUANTITY	AWARD PRICE	SECOND BIDDER	THIRD BIDDER	ESTIMATE
-----	-----	-----	-----	-----	-----	-----	-----	-----	-----
TRAFFIC CONE / U									
159009M	(cont)	22147	OCEAN	NHP-0009 (331)	250	\$25.00			\$10.00
		22146	HUNTERDON	0078 (334)	600	\$0.02	\$35.00	\$15.50	\$3.00
		22150	MONMOUTH	NHP-0035 (334)	1,000	\$25.00			\$11.00
	2022Q4	22155	SOMERSET	NHPP-0206 (335)	800	\$25.00			\$10.00

-----  
CONSTRUCTION SIGNS / SF

159012M	2022Q1	22430	MERCER	100% STATE	250	\$0.01	\$0.01		\$3.00
		22428	MERCER	100% STATE	1,000	\$0.01	\$0.01		\$1.50
		22404	MIDDLESEX	STATE	2,000	\$1.00	\$1.00	\$0.02	\$10.00
		22106	HUNTERDON	NHP-0179 (327)	3,910	\$21.60			\$15.00
		22405	MONMOUTH	STATE	5,000	\$14.60	\$1.00	\$5.00	\$10.00
		22404	MIDDLESEX	STATE	6,000	\$1.00	\$0.03	\$0.02	\$10.00
	2022Q2	22116	MERCER	CRRSAA-FLEX-0027 (304	421	\$15.00	\$20.00	\$11.00	\$25.00
		22121	MONMOUTH	NHP-1015 (350)	1,170	\$14.00	\$40.00	\$15.00	\$15.00

22119	SOMERSET	NHP-0078 (332)	1,190	\$19.50	\$200.00	\$23.00	\$15.00	
22112	MERCER	NHP-0029 (329)	1,388	\$20.00	\$17.00	\$23.00	\$15.00	
22108	MERCER	NHP-0029 (327)	1,428	\$33.85	\$25.00	\$18.00	\$9.00	
22118	MIDDLESEX	NHP- 0018 (308)	1,433	\$16.50	\$14.50	\$15.75	\$9.00	
22104	MERCER	NHP-0029 (328)	1,715	\$22.80			\$17.00	
22131	OCEAN	STBGP-D00S (595)	1,879	\$16.00	\$0.01		\$10.00	
22120	MIDDLESEX	NHP-0018 (309)	3,459	\$0.01	\$22.00	\$20.00	\$12.00	
22113	SOMERSET	NHP-0022 (351)	3,644	\$14.00	\$14.60	\$1.00	\$11.00	
22107	OCEAN	NHP-0009 (328)	7,410	\$0.01	\$15.00	\$30.00	\$10.00	
2022Q3	22147	OCEAN	NHP-0009 (331)	947	\$21.60		\$15.00	
	22146	HUNTERDON	0078 (334)	1,501	\$0.02	\$15.00	\$16.85	\$15.00
	22150	MONMOUTH	NHP-0035 (334)	1,856	\$21.60		\$20.00	
	22144	OCEAN	NHP-0072 (311)	1,998	\$17.00	\$20.00	\$5.00	
2022Q4	22155	SOMERSET	NHPP-0206 (335)	1,995	\$21.60		\$20.00	

-----  
CONSTRUCTION IDENTIFICATION SIGN, 4' X 8 / U

159015M	2022Q1	22106	HUNTERDON	NHP-0179 (327)	2	\$2,000		\$1,300
---------	--------	-------	-----------	----------------	---	---------	--	---------

New Jersey Department of Transportation  
Jan 2022 - Dec 2022

12:15 Tuesday, January 3, 2023 21

HISTORICAL BID PRICE LISTING  
BY REGION

REGION: C

PAY ITEM	CALENDAR QUARTER	CONTRACT NUMBER	COUNTY LOCATION	PROJECT DESCRIPTION	BID QUANTITY	AWARD PRICE	SECOND BIDDER	THIRD BIDDER	ESTIMATE
-----	-----	-----	-----	-----	-----	-----	-----	-----	-----
CONSTRUCTION IDENTIFICATION SIGN, 4' X 8 / U									
159015M	2022Q2	22104	MERCER	NHP-0029 (328)	2	\$1,500			\$1,500
		22107	OCEAN	NHP-0009 (328)	2	\$1,500	\$1,100	\$1,000	\$1,168
		22108	MERCER	NHP-0029 (327)	2	\$2,500	\$1,100	\$1,100	\$1,100
		22112	MERCER	NHP-0029 (329)	2	\$1,000	\$750	\$900	\$1,200
		22113	SOMERSET	NHP-0022 (351)	2	\$1,000	\$950	\$850	\$2,200
		22116	MERCER	CRRSAA-FLEX-0027 (304)	2	\$2,000	\$1,000	\$440	\$1,300
		22118	MIDDLESEX	NHP- 0018 (308)	2	\$870	\$1,000	\$1,100	\$1,300
		22119	SOMERSET	NHP-0078 (332)	2	\$950	\$1,500	\$992	\$1,125
		22120	MIDDLESEX	NHP-0018 (309)	2	\$1,500	\$1,000	\$750	\$1,200
		22121	MONMOUTH	NHP-1015 (350)	2	\$900	\$2,000	\$1,500	\$1,500
		22131	OCEAN	STBGP-D00S (595)	6	\$1,000	\$1,500		\$900.00
	2022Q3	22144	OCEAN	NHP-0072 (311)	2	\$1,000	\$10,000		\$1,002
		22150	MONMOUTH	NHP-0035 (334)	2	\$1,500			\$1,580
	2022Q4	22155	SOMERSET	NHPP-0206 (335)	2	\$1,500			\$1,200

-----  
CONSTRUCTION IDENTIFICATION SIGN, 6' X 1 / U

159018M	2022Q3	22471	MIDDLESEX	STATE	1	\$5,000	\$4,500	\$1,500	\$2,500
		22146	HUNTERDON	0078 (334)	2	\$1,500	\$1,350	\$1,418	\$1,500
		22147	OCEAN	NHP-0009 (331)	2	\$2,500			\$2,000

-----  
 CONSTRUCTION BARRIER CURB / LF

PAY ITEM	CALENDAR QUARTER	CONTRACT NUMBER	COUNTY LOCATION	PROJECT DESCRIPTION	BID QUANTITY	AWARD PRICE	SECOND BIDDER	THIRD BIDDER	ESTIMATE
159021P	2022Q2	22121	MONMOUTH	NHP-1015 (350)	400	\$20.00	\$100.00	\$100.00	\$75.00
		22131	OCEAN	STBGP-D00S (595)	460	\$50.00	\$50.00		\$70.00
		22107	OCEAN	NHP-0009 (328)	2,546	\$20.00	\$40.00	\$60.00	\$60.00
		22108	MERCER	NHP-0029 (327)	2,920	\$7.50	\$32.00	\$50.00	\$68.00
		22119	SOMERSET	NHP-0078 (332)	3,330	\$56.00	\$100.00	\$102.00	\$60.00
		22112	MERCER	NHP-0029 (329)	5,500	\$80.00	\$1.00	\$40.00	\$110.00
		22120	MIDDLESEX	NHP-0018 (309)	20,680	\$75.00	\$1.00	\$80.00	\$75.00

-----  
 FLASHING ARROW BOARD, 4' X 8' / U

159027M	2022Q1	22428	MERCER	100% STATE	2	\$1	\$1,000		\$250.00
---------	--------	-------	--------	------------	---	-----	---------	--	----------

New Jersey Department of Transportation  
 Jan 2022 - Dec 2022  
 12:15 Tuesday, January 3, 2023 22

HISTORICAL BID PRICE LISTING  
 BY REGION

REGION: C

PAY ITEM	CALENDAR QUARTER	CONTRACT NUMBER	COUNTY LOCATION	PROJECT DESCRIPTION	BID QUANTITY	AWARD PRICE	SECOND BIDDER	THIRD BIDDER	ESTIMATE
FLASHING ARROW BOARD, 4' X 8' / U									
159027M	(cont)	22106	HUNTERDON	NHP-0179 (327)	4	\$1,200			\$2,000
		22430	MERCER	100% STATE	6	\$1.00	\$0.50		\$10.00
		22404	MIDDLESEX	STATE	8	\$100.00	\$100.00	\$2.00	\$1,000
		22405	MONMOUTH	STATE	8	\$1.00	\$50.00	\$0.01	\$1,000
	2022Q2	22104	MERCER	NHP-0029 (328)	2	\$5,000			\$331.00
		22108	MERCER	NHP-0029 (327)	2	\$3,500	\$3,000	\$5,400	\$1,500
		22116	MERCER	CRRSAA-FLEX-0027 (304)	2	\$250	\$0	\$2,735	\$1,700
		22118	MIDDLESEX	NHP- 0018 (308)	2	\$1,000	\$1,200	\$100	\$1,500
		22121	MONMOUTH	NHP-1015 (350)	2	\$630	\$6,000	\$2,000	\$1,500
		22112	MERCER	NHP-0029 (329)	4	\$250	\$2,500	\$2,500	\$1,600
		22119	SOMERSET	NHP-0078 (332)	4	\$2,000	\$4,000	\$607	\$1,000
		22131	OCEAN	STBGP-D00S (595)	4	\$0.01	\$0.01		\$1,500
		22107	OCEAN	NHP-0009 (328)	6	\$4,500	\$2,500	\$1,500	\$2,000
		22113	SOMERSET	NHP-0022 (351)	6	\$1.00	\$100.00	\$1.00	\$2,000
		22120	MIDDLESEX	NHP-0018 (309)	10	\$2,500	\$2,500	\$250	\$1,400
	2022Q3	22144	OCEAN	NHP-0072 (311)	2	\$500	\$1,000		\$153.00
		22150	MONMOUTH	NHP-0035 (334)	2	\$2,000			\$1,690
		22147	OCEAN	NHP-0009 (331)	4	\$2,000			\$1,250
		22146	HUNTERDON	0078 (334)	6	\$0.02	\$1.00	\$100.00	\$100.00
	2022Q4	22155	SOMERSET	NHPP-0206 (335)	4	\$2,000			\$500.00

-----  
 PORTABLE VARIABLE MESSAGE SIGN W/REMOTE / U

159029M	2022Q2	22112	MERCER	NHP-0029 (329)	2	\$500	\$40,000	\$7,500	\$30,000
		22120	MIDDLESEX	NHP-0018 (309)	6	\$20,000	\$19,000	\$500	\$8,800

-----  
 PORTABLE VARIABLE MESSAGE SIGN / U

159030M	2022Q1	22106	HUNTERDON	NHP-0179 (327)	4	\$18,000			\$4,575
		22404	MIDDLESEX	STATE	8	\$500.00	\$100.00	\$200.00	\$5,000
		22405	MONMOUTH	STATE	8	\$500.00	\$100.00	\$0.01	\$5,000
	2022Q2	22108	MERCER	NHP-0029 (327)	2	\$6,500	\$8,600	\$20,000	\$5,600

New Jersey Department of Transportation  
 Jan 2022 - Dec 2022

12:15 Tuesday, January 3, 2023 23

HISTORICAL BID PRICE LISTING  
 BY REGION

REGION: C

PAY ITEM	CALENDAR QUARTER	CONTRACT NUMBER	COUNTY LOCATION	PROJECT DESCRIPTION	BID QUANTITY	AWARD PRICE	SECOND BIDDER	THIRD BIDDER	ESTIMATE
-----									
PORTABLE VARIABLE MESSAGE SIGN / U									
159030M	(cont)	22116	MERCER	CRRSAA-FLEX-0027 (304)	2	\$15,000	\$5,000	\$3,290	\$12,000
		22121	MONMOUTH	NHP-1015 (350)	2	\$13,200	\$10,000	\$8,000	\$5,000
		22104	MERCER	NHP-0029 (328)	3	\$18,000			\$4,412
		22113	SOMERSET	NHP-0022 (351)	4	\$5,000	\$2,500	\$1	\$8,000
		22119	SOMERSET	NHP-0078 (332)	4	\$3,000	\$6,000	\$9,112	\$4,800
		22131	OCEAN	STBGP-D00S (595)	5	\$0	\$15,000		\$5,700
		22107	OCEAN	NHP-0009 (328)	6	\$15,000	\$9,000	\$5,000	\$2,545
		22118	MIDDLESEX	NHP- 0018 (308)	8	\$1	\$3,000	\$100	\$1,400
	2022Q3	22150	MONMOUTH	NHP-0035 (334)	2	\$18,000			\$7,040
		22146	HUNTERDON	0078 (334)	4	\$5,000	\$1	\$2,500	\$4,000
		22147	OCEAN	NHP-0009 (331)	6	\$18,000			\$1,700
	2022Q4	22155	SOMERSET	NHPP-0206 (335)	6	\$18,000			\$5,000

-----  
 PORTABLE TRAILER MOUNTED CCTV CAMERA ASS / U

159032M	2022Q2	22120	MIDDLESEX	NHP-0018 (309)	4	\$20,000	\$25,000	\$30,000	\$20,000
---------	--------	-------	-----------	----------------	---	----------	----------	----------	----------

-----  
 TEMPORARY CRASH CUSHION, INERTIAL BARRIE / U

159051M	2022Q2	22121	MONMOUTH	NHP-1015 (350)	1	\$5,000	\$5,000	\$10,000	\$10,000
		22107	OCEAN	NHP-0009 (328)	6	\$0	\$7,500	\$8,500	\$7,500
		22120	MIDDLESEX	NHP-0018 (309)	27	\$0	\$1	\$10,000	\$8,000

New Jersey Department of Transportation  
 Jan 2022 - Dec 2022

12:15 Tuesday, January 3, 2023 24

HISTORICAL BID PRICE LISTING  
 BY REGION

REGION: C

PAY ITEM	CALENDAR QUARTER	CONTRACT NUMBER	COUNTY LOCATION	PROJECT DESCRIPTION	BID QUANTITY	AWARD PRICE	SECOND BIDDER	THIRD BIDDER	ESTIMATE
----------	------------------	-----------------	-----------------	---------------------	--------------	-------------	---------------	--------------	----------

-----									
TRAFFIC CONTROL TRUCK WITH MOUNTED CRASH / U									
159108M	2022Q1	22428	MERCER	100% STATE	2	\$25,000	\$5,000		\$250.00
		22430	MERCER	100% STATE	3	\$35,000	\$1		\$5.00
		22106	HUNTERDON	NHP-0179(327)	4	\$7,500			\$10,000
		22404	MIDDLESEX	STATE	8	\$500.00	\$250.00	\$2.00	\$15,000
		22405	MONMOUTH	STATE	8	\$500	\$1,000	\$0	\$15,000
	2022Q2	22118	MIDDLESEX	NHP- 0018 (308)	1	\$18,500	\$25,000	\$25,000	\$10,000
		22104	MERCER	NHP-0029(328)	2	\$10,000			\$10,000
		22108	MERCER	NHP-0029(327)	2	\$25,000	\$17,000	\$57,000	\$10,000
		22112	MERCER	NHP-0029(329)	2	\$1,000	\$45,000	\$35,000	\$10,000
		22116	MERCER	CRRSAA-FLEX-0027(304	2	\$5,000	\$0	\$5,000	\$12,000
		22121	MONMOUTH	NHP-1015(350)	2	\$4,000	\$20,000	\$25,000	\$10,000
		22131	OCEAN	STBGP-D008(595)	2	\$10,000	\$50,000		\$10,000
		22107	OCEAN	NHP-0009(328)	4	\$75,000	\$15,000	\$7,500	\$10,000
		22113	SOMERSET	NHP-0022(351)	4	\$14,500	\$5,000	\$1	\$10,000
		22119	SOMERSET	NHP-0078(332)	5	\$1,500	\$25,000	\$30,000	\$10,000
		22120	MIDDLESEX	NHP-0018(309)	10	\$50,000	\$7,500	\$1,000	\$10,000
	2022Q3	22144	OCEAN	NHP-0072(311)	2	\$3,500	\$0		\$10,000
		22150	MONMOUTH	NHP-0035(334)	2	\$7,500			\$10,000
		22146	HUNTERDON	0078(334)	4	\$0.02	\$1.00	\$100.00	\$10,000
		22147	OCEAN	NHP-0009(331)	4	\$7,500			\$10,000
	2022Q4	22155	SOMERSET	NHPP-0206(335)	2	\$7,500			\$10,000

-----									
REMOVABLE BLACK LINE MASKING TAPE, 6" / LF									
159114M	2022Q2	22112	MERCER	NHP-0029(329)	10,000	\$2.60	\$1.10	\$1.25	\$1.50

-----									
TEMPORARY PAVEMENT MARKING TAPE, 4" / LF									
159120M	2022Q2	22112	MERCER	NHP-0029(329)	10,000	\$1.90	\$1.00	\$1.00	\$3.00

-----									
TEMPORARY TRAFFIC STRIPES, 4" / LF									
159126M	2022Q2	22112	MERCER	NHP-0029(329)	107,102	\$0.26	\$0.25	\$0.55	\$0.50

New Jersey Department of Transportation  
Jan 2022 - Dec 2022

12:15 Tuesday, January 3, 2023 25

HISTORICAL BID PRICE LISTING  
BY REGION

REGION: C

PAY ITEM	CALENDAR QUARTER	CONTRACT NUMBER	COUNTY LOCATION	PROJECT DESCRIPTION	BID QUANTITY	AWARD PRICE	SECOND BIDDER	THIRD BIDDER	ESTIMATE
-----									
TEMPORARY TRAFFIC STRIPES, 4" / LF									
159126M	2022Q4	22155	SOMERSET	NHPP-0206(335)	294,300	\$0.32			\$0.50

-----

TEMPORARY PAVEMENT MARKERS / U

159135M	2022Q2	22121	MONMOUTH	NHP-1015 (350)	60	\$50.00	\$25.00	\$5.00	\$2.00
---------	--------	-------	----------	----------------	----	---------	---------	--------	--------

HMA PATCH / T

159138M	2022Q1	22106	HUNTERDON	NHP-0179 (327)	26	\$1,002			\$260.00	
		22404	MIDDLESEX	STATE	100	\$100.00	\$70.00	\$0.02	\$150.00	
		22405	MONMOUTH	STATE	150	\$100.00	\$250.00	\$0.01	\$150.00	
	2022Q2	22116	MERCER	CRRSAA-FLEX-0027 (304)	10	\$0.01	\$400.00	\$85.00	\$200.00	
		22119	SOMERSET	NHP-0078 (332)	10	\$375	\$1,000	\$300	\$260.00	
		22118	MIDDLESEX	NHP- 0018 (308)	15	\$50.00	\$175.00	\$100.00	\$250.00	
		22104	MERCER	NHP-0029 (328)	23	\$800.00			\$136.00	
		22131	OCEAN	STBGP-D00S (595)	25	\$400.00	\$200.00		\$84.00	
		22108	MERCER	NHP-0029 (327)	100	\$275.00	\$350.00	\$110.00	\$84.00	
		22107	OCEAN	NHP-0009 (328)	120	\$0.01	\$210.00	\$150.00	\$80.00	
		22113	SOMERSET	NHP-0022 (351)	150	\$150.00	\$100.00	\$1.00	\$325.00	
		22120	MIDDLESEX	NHP-0018 (309)	325	\$0.01	\$300.00	\$160.00	\$275.00	
		2022Q3	22144	OCEAN	NHP-0072 (311)	10	\$1.00	\$250.00		\$63.00
			22147	OCEAN	NHP-0009 (331)	25	\$1,000			\$220.00
			22150	MONMOUTH	NHP-0035 (334)	31	\$1,000			\$310.00
			22146	HUNTERDON	0078 (334)	50	\$0.02	\$20.00	\$200.00	\$150.00
2022Q4	22155	SOMERSET	NHPP-0206 (335)	15	\$1,000			\$300.00		

TRAFFIC DIRECTOR, FLAGGER / HOUR

159141M	2022Q1	22106	HUNTERDON	NHP-0179 (327)	520	\$137.00			\$80.00
		22404	MIDDLESEX	STATE	1,000	\$1.00	\$1.00	\$0.02	\$70.00
		22404	MIDDLESEX	STATE	1,252	\$1.00	\$1.00	\$2.00	\$70.00
		22405	MONMOUTH	STATE	2,155	\$1.00	\$0.02	\$0.01	\$70.00

New Jersey Department of Transportation  
Jan 2022 - Dec 2022

12:15 Tuesday, January 3, 2023 26

HISTORICAL BID PRICE LISTING  
BY REGION

REGION: C

PAY ITEM	CALENDAR QUARTER	CONTRACT NUMBER	COUNTY LOCATION	PROJECT DESCRIPTION	BID QUANTITY	AWARD PRICE	SECOND BIDDER	THIRD BIDDER	ESTIMATE	
TRAFFIC DIRECTOR, FLAGGER / HOUR	2022Q2	22116	MERCER	CRRSAA-FLEX-0027 (304)	80	\$135.00	\$0.01	\$148.00	\$90.00	
		22464	MONMOUTH	N/A	150	\$1.00	\$1.00		\$75.00	
		22119	SOMERSET	NHP-0078 (332)	200	\$1.00	\$100.00	\$121.00	\$70.00	
		22121	MONMOUTH	NHP-1015 (350)	250	\$110.00	\$100.00	\$100.00	\$81.00	
		22108	MERCER	NHP-0029 (327)	300	\$12.00	\$13.00	\$95.00	\$75.00	
		22104	MERCER	NHP-0029 (328)	1,000	\$142.00			\$62.00	
		22107	OCEAN	NHP-0009 (328)	1,000	\$125.00	\$100.00	\$0.01	\$60.00	
		22120	MIDDLESEX	NHP-0018 (309)	2,500	\$115.00	\$120.00	\$0.01	\$90.00	
		2022Q3	22146	HUNTERDON	0078 (334)	100	\$185.00	\$1.00	\$1.00	\$60.00



22147	OCEAN	NHP-0009(331)	500	\$150.00	\$50.00
2022Q4 22155	SOMERSET	NHPP-0206(335)	240	\$150.00	\$70.00

-----  
EMERGENCY TOWING SERVICE / U

159144M	2022Q1 22404	MIDDLESEX	STATE	1	\$100.00	\$550.00	\$2.00	\$5,000
	22405	MONMOUTH	STATE	1	\$100.00	\$500.00	\$0.01	\$5,000
	2022Q2 22107	OCEAN	NHP-0009(328)	4	\$150.00	\$500.00	\$300.00	\$250.00
	22116	MERCER	CRRSAA-FLEX-0027(304)	5	\$25.00	\$0.01	\$250.00	\$500.00
	22108	MERCER	NHP-0029(327)	10	\$250.00	\$150.00	\$335.00	\$100.00
	22118	MIDDLESEX	NHP- 0018 (308)	10	\$1.00	\$1.00	\$1.00	\$100.00
	22119	SOMERSET	NHP-0078(332)	10	\$190.00	\$0.10	\$400.00	\$150.00
	2022Q3 22146	HUNTERDON	0078(334)	5	\$0.02	\$350.00	\$1.00	\$500.00

-----  
PEDESTRIAN BUSING DURING CONSTRUCTION / HOUR

159185M	2022Q2 22120	MIDDLESEX	NHP-0018 (309)	635	\$0.01	\$95.00	\$75.00	\$135.00
---------	--------------	-----------	----------------	-----	--------	---------	---------	----------

-----  
SNOW REMOVAL / LS

159190M	2022Q2 22108	MERCER	NHP-0029(327)	1	\$500	\$2,000	\$10,000	\$15,000
---------	--------------	--------	---------------	---	-------	---------	----------	----------

New Jersey Department of Transportation  
Jan 2022 - Dec 2022 12:15 Tuesday, January 3, 2023 27

HISTORICAL BID PRICE LISTING  
BY REGION

REGION: C

PAY ITEM	CALENDAR QUARTER	CONTRACT NUMBER	COUNTY LOCATION	PROJECT DESCRIPTION	BID QUANTITY	AWARD PRICE	SECOND BIDDER	THIRD BIDDER	ESTIMATE
TEMP CRASH CUSH, COMP BAR, TYPE 2, NARR / U									
159200M	2022Q2	22120	MIDDLESEX	NHP-0018 (309)	20	\$12,500	\$1	\$8,500	\$13,000

-----  
TEMP CRASH CUSH, COMP, TYPE 3, NARROW / U

159212M	2022Q2 22119	SOMERSET	NHP-0078(332)	1	\$17,500	\$20,000	\$18,393	\$23,500
	22131	OCEAN	STBGP-D00S(595)	1	\$4,857	\$7,500		\$16,200
	22108	MERCER	NHP-0029(327)	2	\$12,750	\$11,000	\$30,000	\$17,000
	22112	MERCER	NHP-0029(329)	2	\$8,000	\$9,000	\$20,000	\$17,000
	22107	OCEAN	NHP-0009(328)	8	\$4,000	\$30,000	\$25,000	\$9,510

New Jersey Department of Transportation  
Jan 2022 - Dec 2022 12:15 Tuesday, January 3, 2023 28

HISTORICAL BID PRICE LISTING  
BY REGION

REGION: C

PAY ITEM	CALENDAR QUARTER	CONTRACT NUMBER	COUNTY LOCATION	PROJECT DESCRIPTION	BID QUANTITY	AWARD PRICE	SECOND BIDDER	THIRD BIDDER	ESTIMATE
TRAFFIC STRIPES, LATEX, 4" / LF									
159300M	2022Q1	22404	MIDDLESEX	STATE	112,227	\$0.23	\$0.22	\$2.00	\$0.30
		22404	MIDDLESEX	STATE	150,000	\$0.23	\$0.23	\$2.00	\$0.28
		22106	HUNTERDON	NHP-0179 (327)	402,300	\$0.36			\$0.45
		22405	MONMOUTH	STATE	502,902	\$0.21	\$0.21	\$0.20	\$0.30
	2022Q2	22108	MERCER	NHP-0029 (327)	1,200	\$1.25	\$1.40	\$1.73	\$0.40
		22121	MONMOUTH	NHP-1015 (350)	1,200	\$2.00	\$1.50	\$2.00	\$1.00
		22116	MERCER	CRRSAA-FLEX-0027 (304)	4,320	\$0.20	\$0.30	\$0.26	\$0.75
		22119	SOMERSET	NHP-0078 (332)	8,702	\$0.67	\$0.50	\$0.40	\$0.75
		22131	OCEAN	STBGP-D00S (595)	53,700	\$0.30	\$0.25		\$0.40
		22118	MIDDLESEX	NHP- 0018 (308)	125,140	\$0.27	\$0.22	\$0.21	\$0.30
		22120	MIDDLESEX	NHP-0018 (309)	300,000	\$0.21	\$0.30	\$0.22	\$1.00
		22107	OCEAN	NHP-0009 (328)	376,000	\$0.15	\$0.40	\$0.22	\$0.30
		22113	SOMERSET	NHP-0022 (351)	432,000	\$0.22	\$0.21	\$0.27	\$0.33
		22104	MERCER	NHP-0029 (328)	444,450	\$0.17			\$0.50
	2022Q3	22146	HUNTERDON	0078 (334)	23,720	\$0.02	\$0.20	\$0.22	\$0.25
		22144	OCEAN	NHP-0072 (311)	129,674	\$0.20	\$0.25		\$0.25
		22150	MONMOUTH	NHP-0035 (334)	160,459	\$0.54			\$1.00
		22147	OCEAN	NHP-0009 (331)	750,000	\$0.20			\$0.50

TRAFFIC STRIPES, LATEX, 6" / LF

159301M	2022Q1	22404	MIDDLESEX	STATE	37,500	\$0.23	\$0.25	\$0.02	\$0.43
	2022Q2	22108	MERCER	NHP-0029 (327)	600	\$1.90	\$2.10	\$1.90	\$0.50
	2022Q3	22146	HUNTERDON	0078 (334)	216,138	\$0.02	\$0.30	\$0.26	\$0.50

TRAFFIC STRIPES, LATEX, 8" / LF

159302M	2022Q1	22106	HUNTERDON	NHP-0179 (327)	9,000	\$0.36			\$0.40
		22404	MIDDLESEX	STATE	10,000	\$0.26	\$0.01	\$0.02	\$0.55
		22404	MIDDLESEX	STATE	16,087	\$0.26	\$0.22	\$0.02	\$0.50
		22405	MONMOUTH	STATE	56,482	\$0.01	\$0.28	\$0.25	\$0.50
	2022Q2	22116	MERCER	CRRSAA-FLEX-0027 (304)	200	\$0.20	\$0.30	\$0.35	\$1.00

New Jersey Department of Transportation  
Jan 2022 - Dec 2022

12:15 Tuesday, January 3, 2023 29

HISTORICAL BID PRICE LISTING  
BY REGION

REGION: C

PAY ITEM	CALENDAR QUARTER	CONTRACT NUMBER	COUNTY LOCATION	PROJECT DESCRIPTION	BID QUANTITY	AWARD PRICE	SECOND BIDDER	THIRD BIDDER	ESTIMATE
TRAFFIC STRIPES, LATEX, 8" / LF									

159302M	(cont)	22131	OCEAN	STBGP-D00S (595)	4,200	\$0.55	\$0.25		\$0.50
		22107	OCEAN	NHP-0009 (328)	21,700	\$0.15	\$0.40	\$0.22	\$0.50
	2022Q3	22147	OCEAN	NHP-0009 (331)	8,000	\$0.14			\$1.00
		22150	MONMOUTH	NHP-0035 (334)	9,915	\$0.49			\$0.50

-----  
TRAFFIC MARKINGS LINES, LATEX, 4" / LF

159310M	2022Q1	22404	MIDDLESEX	STATE	500	\$1.05	\$0.50	\$0.02	\$0.55
---------	--------	-------	-----------	-------	-----	--------	--------	--------	--------

-----  
TRAFFIC MARKINGS LINES, LATEX, 6" / LF

159311M	2022Q2	22120	MIDDLESEX	NHP-0018 (309)	15,000	\$0.21	\$0.32	\$0.22	\$2.00
---------	--------	-------	-----------	----------------	--------	--------	--------	--------	--------

-----  
TRAFFIC MARKINGS LINES, LATEX, 8" / LF

159312M	2022Q1	22404	MIDDLESEX	STATE	500	\$1.05	\$0.75	\$0.02	\$0.83
		22404	MIDDLESEX	STATE	1,176	\$0.26	\$0.22	\$0.02	\$0.50
		22106	HUNTERDON	NHP-0179 (327)	1,350	\$0.60			\$0.40
		22405	MONMOUTH	STATE	19,914	\$0.01	\$0.28	\$0.25	\$0.50
	2022Q2	22116	MERCER	CRRSAA-FLEX-0027 (304)	460	\$0.20	\$0.40	\$0.35	\$1.00
		22108	MERCER	NHP-0029 (327)	600	\$2.50	\$2.80	\$2.35	\$0.60
		22131	OCEAN	STBGP-D00S (595)	3,070	\$0.80	\$0.25		\$0.60
		22118	MIDDLESEX	NHP- 0018 (308)	11,330	\$0.01	\$0.22	\$0.01	\$0.40
		22107	OCEAN	NHP-0009 (328)	15,644	\$0.15	\$0.40	\$0.22	\$0.50
		22113	SOMERSET	NHP-0022 (351)	31,600	\$0.28	\$0.01	\$0.04	\$0.38
	2022Q3	22150	MONMOUTH	NHP-0035 (334)	3,645	\$0.49			\$0.50
		22146	HUNTERDON	0078 (334)	6,226	\$0.02	\$0.50	\$0.01	\$1.00
		22144	OCEAN	NHP-0072 (311)	8,818	\$0.20	\$20.00		\$0.50
		22147	OCEAN	NHP-0009 (331)	14,100	\$0.14			\$1.00
	2022Q4	22155	SOMERSET	NHPP-0206 (335)	6,600	\$0.13			\$0.40

-----  
TRAFFIC MARKINGS LINES, LATEX, 12" / LF

159313M	2022Q2	22118	MIDDLESEX	NHP- 0018 (308)	110	\$0.05	\$0.22	\$0.01	\$0.50
---------	--------	-------	-----------	-----------------	-----	--------	--------	--------	--------

New Jersey Department of Transportation  
Jan 2022 - Dec 2022

12:15 Tuesday, January 3, 2023 30

HISTORICAL BID PRICE LISTING  
BY REGION

REGION: C

PAY ITEM	CALENDAR QUARTER	CONTRACT NUMBER	COUNTY LOCATION	PROJECT DESCRIPTION	BID QUANTITY	AWARD PRICE	SECOND BIDDER	THIRD BIDDER	ESTIMATE
TRAFFIC MARKINGS LINES, LATEX, 12" / LF		22113	SOMERSET	NHP-0022 (351)	800	\$0.39	\$0.01	\$0.03	\$0.50
159313M	(cont)	22104	MERCER	NHP-0029 (328)	825	\$0.60			\$1.00

2022Q3	22144	OCEAN	NHP-0072 (311)	148	\$1.02	\$0.25	\$0.75
2022Q4	22155	SOMERSET	NHPP-0206 (335)	1,500	\$0.15		\$0.60

-----  
**TRAFFIC MARKINGS LINES, LATEX, 24" / LF**

159314M	2022Q1	22404	MIDDLESEX	STATE	2,500	\$1.57	\$1.00	\$0.02	\$3.30
		22106	HUNTERDON	NHP-0179 (327)	3,000	\$1.20			\$1.50
		22404	MIDDLESEX	STATE	8,835	\$1.57	\$0.75	\$0.02	\$1.70
		22405	MONMOUTH	STATE	21,846	\$0.01	\$1.60	\$1.50	\$1.70
	2022Q2	22108	MERCER	NHP-0029 (327)	300	\$7.50	\$8.30	\$4.91	\$3.00
		22116	MERCER	CRRSAA-FLEX-0027 (304)	380	\$1.00	\$1.15	\$1.10	\$2.00
		22104	MERCER	NHP-0029 (328)	600	\$0.72			\$2.00
		22131	OCEAN	STBGP-D00S (595)	2,700	\$2.35	\$1.75		\$1.50
		22118	MIDDLESEX	NHP- 0018 (308)	4,460	\$0.05	\$1.65	\$0.01	\$0.60
		22113	SOMERSET	NHP-0022 (351)	9,000	\$0.43	\$0.01	\$0.02	\$0.70
		22107	OCEAN	NHP-0009 (328)	19,692	\$1.00	\$0.90	\$1.10	\$1.50
	2022Q3	22146	HUNTERDON	0078 (334)	1,325	\$0.02	\$1.00	\$0.26	\$1.00
		22144	OCEAN	NHP-0072 (311)	3,270	\$1.55	\$1.65		\$1.50
		22150	MONMOUTH	NHP-0035 (334)	10,881	\$0.54			\$1.00
		22147	OCEAN	NHP-0009 (331)	19,200	\$0.24			\$1.50
	2022Q4	22155	SOMERSET	NHPP-0206 (335)	1,800	\$2.40			\$1.20

-----  
**TRAFFIC MARKINGS SYMBOLS, LATEX / SF**

159320M	2022Q1	22404	MIDDLESEX	STATE	1,172	\$3.15	\$1.00	\$0.02	\$1.70
		22404	MIDDLESEX	STATE	1,250	\$3.15	\$1.25	\$0.02	\$5.50
		22106	HUNTERDON	NHP-0179 (327)	3,750	\$1.32			\$2.00
		22405	MONMOUTH	STATE	9,546	\$0.01	\$3.15	\$3.00	\$1.70
	2022Q2	22116	MERCER	CRRSAA-FLEX-0027 (304)	190	\$1.50	\$1.15	\$1.10	\$4.00

New Jersey Department of Transportation  
 Jan 2022 - Dec 2022

12:15 Tuesday, January 3, 2023 31

**HISTORICAL BID PRICE LISTING  
 BY REGION**

REGION: C

PAY ITEM	CALENDAR QUARTER	CONTRACT NUMBER	COUNTY LOCATION	PROJECT DESCRIPTION	BID QUANTITY	AWARD PRICE	SECOND BIDDER	THIRD BIDDER	ESTIMATE
-----	-----	-----	-----	-----	-----	-----	-----	-----	-----
TRAFFIC MARKINGS SYMBOLS, LATEX / SF									
159320M	(cont)	22131	OCEAN	STBGP-D00S (595)	710	\$3.30	\$4.00		\$2.00
		22118	MIDDLESEX	NHP- 0018 (308)	4,540	\$0.10	\$2.75	\$0.01	\$0.90
		22113	SOMERSET	NHP-0022 (351)	13,000	\$0.59	\$0.01	\$0.05	\$0.60
		22107	OCEAN	NHP-0009 (328)	14,788	\$1.50	\$1.20	\$1.65	\$2.00
	2022Q3	22150	MONMOUTH	NHP-0035 (334)	735	\$2.40			\$1.50
		22146	HUNTERDON	0078 (334)	850	\$0.02	\$1.00	\$0.78	\$2.00
		22144	OCEAN	NHP-0072 (311)	2,696	\$2.10	\$2.75		\$2.00
		22147	OCEAN	NHP-0009 (331)	21,000	\$0.30			\$1.50

2022Q4 22155 SOMERSET NHPP-0206(335) 2,208 \$1.20 \$0.40

New Jersey Department of Transportation 12:15 Tuesday, January 3, 2023 32  
 Jan 2022 - Dec 2022

HISTORICAL BID PRICE LISTING  
 BY REGION

REGION: C

PAY ITEM	CALENDAR QUARTER	CONTRACT NUMBER	COUNTY LOCATION	PROJECT DESCRIPTION	BID QUANTITY	AWARD PRICE	SECOND BIDDER	THIRD BIDDER	ESTIMATE
FUEL PRICE ADJUSTMENT / DOLL									
160004M	2022Q1	22404	MIDDLESEX	STATE	53,600	\$1.00	\$1.00	\$1.00	\$1.00
		22405	MONMOUTH	STATE	83,800	\$1.00	\$1.00	\$1.00	\$1.00
	2022Q2	22104	MERCER	NHP-0029(328)	1	\$100.00			\$100.00
		22107	OCEAN	NHP-0009(328)	1	\$142,600	\$142,600	\$142,600	\$142,600
		22108	MERCER	NHP-0029(327)	1	\$600.00	\$600.00	\$600.00	\$600.00
		22112	MERCER	NHP-0029(329)	1	\$14,200	\$14,200	\$14,200	\$14,200
		22113	SOMERSET	NHP-0022(351)	1	\$35,100	\$35,100	\$35,100	\$35,100
		22116	MERCER	CRRSAA-FLEX-0027(304)	1	\$400.00	\$400.00	\$400.00	\$400.00
		22118	MIDDLESEX	NHP-0018(308)	1	\$5,600	\$5,600	\$5,600	\$5,600
		22119	SOMERSET	NHP-0078(332)	1	\$1,900	\$1,900	\$1,900	\$1,900
		22120	MIDDLESEX	NHP-0018(309)	1	\$289,500	\$289,500	\$289,500	\$289,500
		22121	MONMOUTH	NHP-1015(350)	1	\$800.00	\$800.00	\$800.00	\$800.00
		22131	OCEAN	STBGP-D00S(595)	1	\$11,000	\$11,000		\$11,000
		22464	MONMOUTH	N/A	1,000	\$1.00	\$1.00		\$1.00
	2022Q3	22144	OCEAN	NHP-0072(311)	1	\$2,700	\$2,700		\$2,700
		22146	HUNTERDON	0078(334)	1	\$13,900	\$13,900	\$13,900	\$13,900
		22147	OCEAN	NHP-0009(331)	1	\$300.00			\$300.00
		22150	MONMOUTH	NHP-0035(334)	1	\$100.00			\$100.00
	2022Q4	22155	SOMERSET	NHPP-0206(335)	1	\$600.00			\$600.00

-----  
 ASPHALT PRICE ADJUSTMENT / DOLL

160007M	2022Q1	22106	HUNTERDON	NHP-0179(327)	1	\$100.00			\$100.00
		22404	MIDDLESEX	STATE	101,300	\$1.00	\$1.00	\$1.00	\$1.00
		22405	MONMOUTH	STATE	163,400	\$1.00	\$1.00	\$1.00	\$1.00
	2022Q2	22104	MERCER	NHP-0029(328)	1	\$100.00			\$100.00
		22107	OCEAN	NHP-0009(328)	1	\$302,600	\$302,600	\$302,600	\$302,600
		22108	MERCER	NHP-0029(327)	1	\$500.00	\$500.00	\$500.00	\$500.00
		22112	MERCER	NHP-0029(329)	1	\$11,400	\$11,400	\$11,400	\$11,400
		22113	SOMERSET	NHP-0022(351)	1	\$47,200	\$47,200	\$47,200	\$47,200
		22116	MERCER	CRRSAA-FLEX-0027(304)	1	\$600.00	\$600.00	\$600.00	\$600.00
		22118	MIDDLESEX	NHP-0018(308)	1	\$11,900	\$11,900	\$11,900	\$11,900
		22119	SOMERSET	NHP-0078(332)	1	\$2,400	\$2,400	\$2,400	\$2,400

New Jersey Department of Transportation 12:15 Tuesday, January 3, 2023 33  
 Jan 2022 - Dec 2022

HISTORICAL BID PRICE LISTING

BY REGION

REGION: C

PAY ITEM	CALENDAR QUARTER	CONTRACT NUMBER	COUNTY LOCATION	PROJECT DESCRIPTION	BID QUANTITY	AWARD PRICE	SECOND BIDDER	THIRD BIDDER	ESTIMATE
ASPHALT PRICE ADJUSTMENT / DOLL									
160007M	(cont)	22120	MIDDLESEX	NHP-0018 (309)	1	\$581,500	\$581,500	\$581,500	\$581,500
		22121	MONMOUTH	NHP-1015 (350)	1	\$900.00	\$900.00	\$900.00	\$900.00
		22131	OCEAN	STBGP-D00S (595)	1	\$22,200	\$22,200		\$22,200
	2022Q3	22144	OCEAN	NHP-0072 (311)	1	\$7,300	\$7,300		\$7,300
		22146	HUNTERDON	0078 (334)	1	\$52,100	\$52,100	\$52,100	\$52,100
		22147	OCEAN	NHP-0009 (331)	1	\$200.00			\$200.00
		22150	MONMOUTH	NHP-0035 (334)	1	\$100.00			\$100.00
	2022Q4	22155	SOMERSET	NHPP-0206 (335)	1	\$200.00			\$200.00

New Jersey Department of Transportation  
Jan 2022 - Dec 2022

12:15 Tuesday, January 3, 2023 34

HISTORICAL BID PRICE LISTING  
BY REGION

REGION: C

PAY ITEM	CALENDAR QUARTER	CONTRACT NUMBER	COUNTY LOCATION	PROJECT DESCRIPTION	BID QUANTITY	AWARD PRICE	SECOND BIDDER	THIRD BIDDER	ESTIMATE
FINAL CLEANUP / LS									
161003P	2022Q1	22106	HUNTERDON	NHP-0179 (327)	1	\$38,000			\$8,500
		22404	MIDDLESEX	STATE	1	\$10,000	\$5,000	\$2	\$5,000
		22405	MONMOUTH	STATE	1	\$64,500	\$5,500	\$20,000	\$5,000
	2022Q2	22104	MERCER	NHP-0029 (328)	1	\$38,000			\$8,500
		22107	OCEAN	NHP-0009 (328)	1	\$100,000	\$15,000	\$25,000	\$30,000
		22108	MERCER	NHP-0029 (327)	1	\$14,500	\$5,500	\$1	\$8,500
		22112	MERCER	NHP-0029 (329)	1	\$10,000	\$100	\$10,000	\$27,000
		22113	SOMERSET	NHP-0022 (351)	1	\$9,500	\$5,000	\$3,000	\$15,000
		22116	MERCER	CRRSAA-FLEX-0027 (304)	1	\$15,500	\$25,000	\$5,600	\$7,000
		22118	MIDDLESEX	NHP- 0018 (308)	1	\$2,000	\$10,000	\$5,000	\$8,500
		22119	SOMERSET	NHP-0078 (332)	1	\$5,000	\$2,500	\$25,099	\$20,000
		22120	MIDDLESEX	NHP-0018 (309)	1	\$500,000	\$50,000	\$50,000	\$50,000
		22121	MONMOUTH	NHP-1015 (350)	1	\$15,000	\$12,000	\$2,500	\$10,000
		22131	OCEAN	STBGP-D00S (595)	1	\$25,000	\$20,000		\$8,500
	2022Q3	22144	OCEAN	NHP-0072 (311)	1	\$5,000	\$15,000		\$8,500
		22146	HUNTERDON	0078 (334)	1	\$100	\$15,586	\$2,500	\$15,000
		22147	OCEAN	NHP-0009 (331)	1	\$38,000			\$8,500
		22150	MONMOUTH	NHP-0035 (334)	1	\$38,000			\$8,500
		22471	MIDDLESEX	STATE	1	\$25,000	\$350,000	\$10,000	\$8,500
	2022Q4	22155	SOMERSET	NHPP-0206 (335)	1	\$38,000			\$8,500

New Jersey Department of Transportation  
Jan 2022 - Dec 2022

12:15 Tuesday, January 3, 2023 35

HISTORICAL BID PRICE LISTING  
BY REGION

REGION: C

PAY ITEM	CALENDAR QUARTER	CONTRACT NUMBER	COUNTY LOCATION	PROJECT DESCRIPTION	BID QUANTITY	AWARD PRICE	SECOND BIDDER	THIRD BIDDER	ESTIMATE
VIBRATION MONITORING / LS									
162006P	2022Q2	22112	MERCER	NHP-0029(329)	1	\$170,000	\$25,000	\$75,000	\$60,000
		22120	MIDDLESEX	NHP-0018 (309)	1	\$50,000	\$100,000	\$135,000	\$160,000
		22121	MONMOUTH	NHP-1015(350)	1	\$23,500	\$18,000	\$25,000	\$20,000

New Jersey Department of Transportation  
Jan 2022 - Dec 2022

12:15 Tuesday, January 3, 2023 36

HISTORICAL BID PRICE LISTING  
BY REGION

REGION: C

PAY ITEM	CALENDAR QUARTER	CONTRACT NUMBER	COUNTY LOCATION	PROJECT DESCRIPTION	BID QUANTITY	AWARD PRICE	SECOND BIDDER	THIRD BIDDER	ESTIMATE
CLEARING SITE / LS									
201003P	2022Q1	22106	HUNTERDON	NHP-0179(327)	1	\$40,000			\$40,000
		22404	MIDDLESEX	STATE	1	\$5,000	\$5,000	\$5,000	\$20,000
		22405	MONMOUTH	STATE	1	\$5,000	\$5,000	\$5,000	\$20,000
	2022Q2	22104	MERCER	NHP-0029(328)	1	\$40,000			\$40,000
		22107	OCEAN	NHP-0009(328)	1	\$1,829,145	\$1,600,000	\$1,238,577	\$500,000
		22108	MERCER	NHP-0029(327)	1	\$37,500	\$40,000	\$50,000	\$40,000
		22112	MERCER	NHP-0029(329)	1	\$325,000	\$325,000	\$325,000	\$325,000
		22113	SOMERSET	NHP-0022 (351)	1	\$24,750	\$5,000	\$5,000	\$60,000
		22116	MERCER	CRRSAA-FLEX-0027(304)	1	\$32,364	\$34,000	\$25,000	\$25,000
		22118	MIDDLESEX	NHP- 0018 (308)	1	\$4,000	\$40,000	\$5,000	\$40,000
		22119	SOMERSET	NHP-0078(332)	1	\$65,000	\$150,000	\$150,000	\$150,000
		22120	MIDDLESEX	NHP-0018 (309)	1	\$500,000	\$500,000	\$500,000	\$500,000
		22121	MONMOUTH	NHP-1015(350)	1	\$50,000	\$50,000	\$50,000	\$50,000
		22131	OCEAN	STBGP-D00S(595)	1	\$40,000	\$40,000		\$40,000
	2022Q3	22144	OCEAN	NHP-0072(311)	1	\$40,000	\$25,000		\$40,000
		22146	HUNTERDON	0078(334)	1	\$60,000	\$9,000	\$2,500	\$60,000
		22147	OCEAN	NHP-0009(331)	1	\$40,000			\$40,000
		22150	MONMOUTH	NHP-0035(334)	1	\$40,000			\$40,000
		22471	MIDDLESEX	STATE	1	\$125,000	\$15,000	\$1,000	\$40,000
	2022Q4	22155	SOMERSET	NHPP-0206(335)	1	\$40,000			\$40,000

-----  
CLEARING SITE, BRIDGE ( ) / LS

201006P	2022Q2	22119	SOMERSET	NHP-0078(332)	1	\$111,000	\$110,000	\$111,000	\$111,000
		22119	SOMERSET	NHP-0078(332)	1	\$112,000	\$112,000	\$112,000	\$112,000
		22121	MONMOUTH	NHP-1015(350)	1	\$150,000	\$165,000	\$165,000	\$165,000

-----  
 CLEARING SITE, STRUCTURE ( ) / LS

201009P	2022Q2	22112	MERCER	NHP-0029(329)	1	\$726,000	\$726,000	\$726,000	\$726,000
---------	--------	-------	--------	---------------	---	-----------	-----------	-----------	-----------

-----  
 DEMOLITION ( ), PARCEL ( ) / U

201033M	2022Q2	22107	OCEAN	NHP-0009(328)	1	\$65,000	\$30,000	\$125,000	\$8,000
---------	--------	-------	-------	---------------	---	----------	----------	-----------	---------

New Jersey Department of Transportation  
 Jan 2022 - Dec 2022

12:15 Tuesday, January 3, 2023 37

HISTORICAL BID PRICE LISTING  
 BY REGION

REGION: C

PAY ITEM	CALENDAR QUARTER	CONTRACT NUMBER	COUNTY LOCATION	PROJECT DESCRIPTION	BID QUANTITY	AWARD PRICE	SECOND BIDDER	THIRD BIDDER	ESTIMATE
TEMPORARY SHIELDING / LS									
201039P	2022Q2	22119	SOMERSET	NHP-0078(332)	1	\$325,000	\$400,000	\$400,000	\$140,000
		22119	SOMERSET	NHP-0078(332)	1	\$325,000	\$400,000	\$400,000	\$140,000

-----  
 REMOVAL/DISPOSAL OF ASBESTOS ROOFING / SF

201071P	2022Q2	22119	SOMERSET	NHP-0078(332)	100	\$25.00	\$1.00	\$107.00	\$75.00
		22119	SOMERSET	NHP-0078(332)	100	\$25.00	\$1.00	\$107.00	\$75.00

New Jersey Department of Transportation  
 Jan 2022 - Dec 2022

12:15 Tuesday, January 3, 2023 38

HISTORICAL BID PRICE LISTING  
 BY REGION

REGION: C

PAY ITEM	CALENDAR QUARTER	CONTRACT NUMBER	COUNTY LOCATION	PROJECT DESCRIPTION	BID QUANTITY	AWARD PRICE	SECOND BIDDER	THIRD BIDDER	ESTIMATE
STRIPPING / ACRE									
202003P	2022Q2	22112	MERCER	NHP-0029(329)	1	\$30,000	\$50,000	\$25,000	\$2,900
		22120	MIDDLESEX	NHP-0018(309)	1	\$3,500	\$25,000	\$26,000	\$3,000
		22107	OCEAN	NHP-0009(328)	14	\$5,000	\$14,000	\$20,000	\$7,000

-----  
 EXCAVATION, TEST PIT / CY

202006M	2022Q1	22428	MERCER	100% STATE	65	\$50.00	\$100.00		\$100.00
	2022Q2	22131	OCEAN	STBGP-D00S(595)	3	\$2,000	\$15,000		\$235.00
		22119	SOMERSET	NHP-0078(332)	4	\$450	\$1,000	\$125	\$250.00
		22121	MONMOUTH	NHP-1015(350)	5	\$600.00	\$500.00	\$200.00	\$300.00
		22116	MERCER	CRRSAA-FLEX-0027(304)	10	\$300.00	\$400.00	\$414.00	\$400.00
		22107	OCEAN	NHP-0009(328)	11	\$750.00	\$750.00	\$250.00	\$115.00



22112	MERCER	NHP-0029 (329)	50	\$150.00	\$700.00	\$400.00	\$135.00
22464	MONMOUTH	N/A	50	\$10.00	\$1.00		\$10.00
22108	MERCER	NHP-0029 (327)	260	\$75.00	\$250.00	\$100.00	\$77.00
22120	MIDDLESEX	NHP-0018 (309)	678	\$200.00	\$350.00	\$160.00	\$118.00

-----  
EXCAVATION, UNCLASSIFIED / CY

202009P	2022Q1	22404	MIDDLESEX	STATE	100	\$25.00	\$25.00	\$2.00	\$75.00
		22405	MONMOUTH	STATE	100	\$25.00	\$10.00	\$10.00	\$75.00
		22404	MIDDLESEX	STATE	1,000	\$1.00	\$1.00	\$0.02	\$27.00
	2022Q2	22113	SOMERSET	NHP-0022 (351)	31	\$94.50	\$45.00	\$1.00	\$125.00
		22108	MERCER	NHP-0029 (327)	84	\$75.00	\$325.00	\$100.00	\$115.00
		22119	SOMERSET	NHP-0078 (332)	200	\$60.00	\$75.00	\$150.00	\$75.00
		22119	SOMERSET	NHP-0078 (332)	200	\$46.00	\$75.00	\$150.00	\$75.00
		22121	MONMOUTH	NHP-1015 (350)	270	\$70.00	\$120.00	\$71.00	\$60.00
		22121	MONMOUTH	NHP-1015 (350)	1,050	\$65.00	\$85.00	\$55.00	\$60.00
		22119	SOMERSET	NHP-0078 (332)	2,296	\$51.00	\$75.00	\$150.00	\$75.00
		22112	MERCER	NHP-0029 (329)	5,735	\$60.00	\$60.00	\$65.00	\$55.00
		22112	MERCER	NHP-0029 (329)	8,580	\$50.00	\$45.00	\$65.00	\$55.00
		22120	MIDDLESEX	NHP-0018 (309)	17,876	\$60.00	\$95.00	\$90.00	\$43.00
		22107	OCEAN	NHP-0009 (328)	40,384	\$16.00	\$45.00	\$60.00	\$12.00

-----  
ROCK DOWEL PULL TEST / U

202014M	2022Q2	22119	SOMERSET	NHP-0078 (332)	2	\$795	\$4,000	\$3,000	\$2,000
---------	--------	-------	----------	----------------	---	-------	---------	---------	---------

New Jersey Department of Transportation  
Jan 2022 - Dec 2022

12:15 Tuesday, January 3, 2023 39

HISTORICAL BID PRICE LISTING  
BY REGION

REGION: C

PAY ITEM	CALENDAR QUARTER	CONTRACT NUMBER	COUNTY LOCATION	PROJECT DESCRIPTION	BID QUANTITY	AWARD PRICE	SECOND BIDDER	THIRD BIDDER	ESTIMATE
-----	-----	-----	-----	-----	-----	-----	-----	-----	-----

-----  
EXCAVATION, ACID PRODUCING SOIL / CY

202018P	2022Q2	22120	MIDDLESEX	NHP-0018 (309)	6,734	\$30.00	\$65.00	\$25.00	\$53.00
---------	--------	-------	-----------	----------------	-------	---------	---------	---------	---------

-----  
REMOVAL AND DISPOSAL OF TRANSITE PIPE / LF

202019M	2022Q2	22120	MIDDLESEX	NHP-0018 (309)	4,000	\$25.50	\$45.00	\$17.00	\$44.00
---------	--------	-------	-----------	----------------	-------	---------	---------	---------	---------

-----  
REMOVAL OF PAVEMENT / SY

202021P	2022Q2	22116	MERCER	CRRSAA-FLEX-0027 (304)	141	\$50.00	\$85.00	\$115.00	\$65.00
		22121	MONMOUTH	NHP-1015 (350)	620	\$24.00	\$50.00	\$46.00	\$40.00
		22119	SOMERSET	NHP-0078 (332)	900	\$15.00	\$27.00	\$49.00	\$40.00
		22112	MERCER	NHP-0029 (329)	3,939	\$56.00	\$60.00	\$48.00	\$85.00
		22107	OCEAN	NHP-0009 (328)	33,164	\$10.75	\$20.00	\$20.00	\$10.00

22120	MIDDLESEX	NHP-0018 (309)	56,864	\$12.50	\$28.00	\$30.00	\$14.00
-------	-----------	----------------	--------	---------	---------	---------	---------

DISPOSAL OF ACID PRODUCING SOIL / T

202039M	2022Q2	22120	MIDDLESEX	NHP-0018 (309)	11,820	\$14.00	\$35.00	\$5.00	\$35.00
---------	--------	-------	-----------	----------------	--------	---------	---------	--------	---------

EXCAVATION, ROCK SCALING / SY

202047M	2022Q2	22119	SOMERSET	NHP-0078 (332)	3,323	\$21.00	\$60.00	\$150.00	\$50.00
---------	--------	-------	----------	----------------	-------	---------	---------	----------	---------

SUBSOIL SCARIFICATION / SY

202050M	2022Q2	22120	MIDDLESEX	NHP-0018 (309)	1,000	\$3.18	\$1.00	\$1.00	\$5.00
---------	--------	-------	-----------	----------------	-------	--------	--------	--------	--------

New Jersey Department of Transportation  
Jan 2022 - Dec 2022  
12:15 Tuesday, January 3, 2023 40

HISTORICAL BID PRICE LISTING  
BY REGION

REGION: C

PAY ITEM	CALENDAR QUARTER	CONTRACT NUMBER	COUNTY LOCATION	PROJECT DESCRIPTION	BID QUANTITY	AWARD PRICE	SECOND BIDDER	THIRD BIDDER	ESTIMATE
ROCK DOWEL 16 FT / U									

202116M	2022Q2	22119	SOMERSET	NHP-0078 (332)	15	\$2,100	\$3,600	\$10,000	\$2,000
---------	--------	-------	----------	----------------	----	---------	---------	----------	---------

New Jersey Department of Transportation  
Jan 2022 - Dec 2022  
12:15 Tuesday, January 3, 2023 41

HISTORICAL BID PRICE LISTING  
BY REGION

REGION: C

PAY ITEM	CALENDAR QUARTER	CONTRACT NUMBER	COUNTY LOCATION	PROJECT DESCRIPTION	BID QUANTITY	AWARD PRICE	SECOND BIDDER	THIRD BIDDER	ESTIMATE
I-9 SOIL AGGREGATE / CY									
203009P	2022Q2	22119	SOMERSET	NHP-0078 (332)	90	\$100.00	\$100.00	\$103.00	\$85.00
		22119	SOMERSET	NHP-0078 (332)	96	\$100.00	\$100.00	\$101.00	\$85.00
		22121	MONMOUTH	NHP-1015 (350)	650	\$118.00	\$80.00	\$110.00	\$65.00
		22112	MERCER	NHP-0029 (329)	4,664	\$100.00	\$75.00	\$0.01	\$90.00

I-14 SOIL AGGREGATE / CY

203021P	2022Q2	22121	MONMOUTH	NHP-1015 (350)	10	\$53.00	\$100.00	\$1.00	\$25.00
		22108	MERCER	NHP-0029 (327)	18	\$9.25	\$207.00	\$100.00	\$66.00
		22116	MERCER	CRRSAA-FLEX-0027 (304)	51	\$35.00	\$140.00	\$290.00	\$76.00
		22120	MIDDLESEX	NHP-0018 (309)	1,749	\$8.20	\$18.00	\$35.00	\$30.00

GEOTEXTILE / SY

203040M	2022Q1	22404	MIDDLESEX	STATE	500	\$1.00	\$1.00	\$0.02	\$2.20
	2022Q2	22107	OCEAN	NHP-0009(328)	3,931	\$0.90	\$4.00	\$4.00	\$1.00

-----  
 GEOTEXTILE, ROADWAY STABILIZATION / SY

203041P	2022Q2	22120	MIDDLESEX	NHP-0018 (309)	60,000	\$0.50	\$1.50	\$2.50	\$2.50
---------	--------	-------	-----------	----------------	--------	--------	--------	--------	--------

-----  
 GEOGRID REINFORCEMENT / SY

203043P	2022Q2	22120	MIDDLESEX	NHP-0018 (309)	725	\$50.00	\$60.00	\$6.00	\$2.00
---------	--------	-------	-----------	----------------	-----	---------	---------	--------	--------

-----  
 CONTROLLED LOW STRENGTH MATERIAL / CY

203050M	2022Q2	22112	MERCER	NHP-0029(329)	2	\$200	\$2,300	\$2,000	\$300.00
		22120	MIDDLESEX	NHP-0018 (309)	500	\$1.00	\$325.00	\$240.00	\$600.00

-----  
 LIGHTWEIGHT SOIL AGGREGATE / CY

203056P	2022Q2	22112	MERCER	NHP-0029(329)	5,096	\$105.00	\$163.00	\$150.00	\$120.00
---------	--------	-------	--------	---------------	-------	----------	----------	----------	----------

New Jersey Department of Transportation  
 Jan 2022 - Dec 2022

12:15 Tuesday, January 3, 2023 42

HISTORICAL BID PRICE LISTING  
 BY REGION

REGION: C

PAY ITEM	CALENDAR QUARTER	CONTRACT NUMBER	COUNTY LOCATION	PROJECT DESCRIPTION	BID QUANTITY	AWARD PRICE	SECOND BIDDER	THIRD BIDDER	ESTIMATE
----------	------------------	-----------------	-----------------	---------------------	--------------	-------------	---------------	--------------	----------

-----  
 GEOSYNTHETIC CLAY LINER / SY

203100P	2022Q2	22107	OCEAN	NHP-0009(328)	2,085	\$31.50	\$30.00	\$17.00	\$45.00
---------	--------	-------	-------	---------------	-------	---------	---------	---------	---------

New Jersey Department of Transportation  
 Jan 2022 - Dec 2022

12:15 Tuesday, January 3, 2023 43

HISTORICAL BID PRICE LISTING  
 BY REGION

REGION: C

PAY ITEM	CALENDAR QUARTER	CONTRACT NUMBER	COUNTY LOCATION	PROJECT DESCRIPTION	BID QUANTITY	AWARD PRICE	SECOND BIDDER	THIRD BIDDER	ESTIMATE
----------	------------------	-----------------	-----------------	---------------------	--------------	-------------	---------------	--------------	----------

-----  
 SUBBASE / CY

301006P	2022Q2	22119	SOMERSET	NHP-0078(332)	30	\$120.00	\$100.00	\$100.00	\$70.00
		22119	SOMERSET	NHP-0078(332)	30	\$120.00	\$100.00	\$100.00	\$70.00
		22119	SOMERSET	NHP-0078(332)	220	\$75.00	\$100.00	\$150.00	\$60.00
		22121	MONMOUTH	NHP-1015(350)	230	\$98.00	\$120.00	\$89.00	\$71.00

22107	OCEAN	NHP-0009(328)	235	\$130.00	\$57.00	\$148.00	\$70.00
22112	MERCER	NHP-0029(329)	2,082	\$90.00	\$80.00	\$75.00	\$55.00

New Jersey Department of Transportation  
Jan 2022 - Dec 2022

12:15 Tuesday, January 3, 2023 44

HISTORICAL BID PRICE LISTING  
BY REGION

REGION: C

PAY ITEM	CALENDAR QUARTER	CONTRACT NUMBER	COUNTY LOCATION	PROJECT DESCRIPTION	BID QUANTITY	AWARD PRICE	SECOND BIDDER	THIRD BIDDER	ESTIMATE
DENSE-GRADED AGGREGATE BASE COURSE, 6" T / SY									
302036P	2022Q2	22113	SOMERSET	NHP-0022 (351)	47	\$53.35	\$35.00	\$1.00	\$35.00
		22112	MERCER	NHP-0029 (329)	790	\$20.00	\$12.00	\$16.00	\$17.00
		22121	MONMOUTH	NHP-1015 (350)	910	\$17.00	\$22.00	\$20.00	\$20.00
		22107	OCEAN	NHP-0009 (328)	14,534	\$15.59	\$26.00	\$15.00	\$10.00
	2022Q3	22146	HUNTERDON	0078 (334)	5	\$0.02	\$50.00	\$20.00	\$75.00
DENSE-GRADED AGGREGATE BASE COURSE, 8" T / SY									
302042P	2022Q2	22119	SOMERSET	NHP-0078 (332)	985	\$19.00	\$20.00	\$30.00	\$22.00
		22112	MERCER	NHP-0029 (329)	9,262	\$18.00	\$35.00	\$28.00	\$16.00
		22120	MIDDLESEX	NHP-0018 (309)	53,733	\$17.90	\$22.00	\$28.00	\$12.00
DENSE-GRADED AGGREGATE BASE COURSE, 10" / SY									
302045P	2022Q3	22144	OCEAN	NHP-0072 (311)	2	\$7.50	\$100.00		\$30.00
		22147	OCEAN	NHP-0009 (331)	5	\$1,500			\$27.00
DENSE-GRADED AGGREGATE BASE COURSE, 12" / SY									
302048P	2022Q2	22107	OCEAN	NHP-0009 (328)	37,389	\$20.25	\$30.00	\$42.00	\$19.00
DENSE-GRADED AGGREGATE BASE COURSE, VARI / CY									
302051P	2022Q1	22106	HUNTERDON	NHP-0179 (327)	1	\$1,000			\$43.00
		22404	MIDDLESEX	STATE	100	\$35.00	\$30.00	\$2.00	\$65.00
		22405	MONMOUTH	STATE	100	\$30.00	\$10.00	\$12.00	\$65.00
		22404	MIDDLESEX	STATE	350	\$10.00	\$20.00	\$0.02	\$44.00
	2022Q2	22104	MERCER	NHP-0029 (328)	2	\$1,000			\$84.00
		22131	OCEAN	STBGP-D00S (595)	13	\$200.00	\$300.00		\$25.00
		22121	MONMOUTH	NHP-1015 (350)	30	\$50.00	\$140.00	\$115.00	\$65.00
		22119	SOMERSET	NHP-0078 (332)	250	\$59.00	\$50.00	\$100.00	\$50.00
		22120	MIDDLESEX	NHP-0018 (309)	7,013	\$25.00	\$40.00	\$70.00	\$53.00

New Jersey Department of Transportation  
Jan 2022 - Dec 2022

12:15 Tuesday, January 3, 2023 45

HISTORICAL BID PRICE LISTING

BY REGION

REGION: C

PAY ITEM	CALENDAR QUARTER	CONTRACT NUMBER	COUNTY LOCATION	PROJECT DESCRIPTION	BID QUANTITY	AWARD PRICE	SECOND BIDDER	THIRD BIDDER	ESTIMATE
DENSE-GRADED AGGREGATE BASE COURSE, VARI / CY									
302051P	2022Q3	22150	MONMOUTH	NHP-0035 (334)	6	\$1,200			\$170.00

COARSE AGGREGATE, SIZE NO. 57 / CY

302060P	2022Q1	22404	MIDDLESEX	STATE	125	\$10.00	\$20.00	\$0.02	\$81.00
	2022Q2	22107	OCEAN	NHP-0009 (328)	643	\$100.00	\$175.00	\$125.00	\$100.00
New Jersey Department of Transportation Jan 2022 - Dec 2022							12:15 Tuesday, January 3, 2023	46	

HISTORICAL BID PRICE LISTING  
BY REGION

REGION: C

PAY ITEM	CALENDAR QUARTER	CONTRACT NUMBER	COUNTY LOCATION	PROJECT DESCRIPTION	BID QUANTITY	AWARD PRICE	SECOND BIDDER	THIRD BIDDER	ESTIMATE
CONCRETE BASE COURSE, 8" THICK / SY									
304003P	2022Q2	22107	OCEAN	NHP-0009 (328)	235	\$150.00	\$140.00	\$142.00	\$130.00
New Jersey Department of Transportation Jan 2022 - Dec 2022							12:15 Tuesday, January 3, 2023	47	

HISTORICAL BID PRICE LISTING  
BY REGION

REGION: C

PAY ITEM	CALENDAR QUARTER	CONTRACT NUMBER	COUNTY LOCATION	PROJECT DESCRIPTION	BID QUANTITY	AWARD PRICE	SECOND BIDDER	THIRD BIDDER	ESTIMATE
HMA MILLING, 3" OR LESS / SY									
401009P	2022Q1	22404	MIDDLESEX	STATE	176,613	\$4.10	\$6.35	\$6.00	\$3.60
		22404	MIDDLESEX	STATE	185,000	\$1.00	\$1.00	\$0.02	\$3.50
		22405	MONMOUTH	STATE	434,142	\$3.33	\$3.90	\$3.50	\$3.60
	2022Q2	22112	MERCER	NHP-0029 (329)	1,167	\$11.00	\$10.00	\$20.00	\$8.00
		22121	MONMOUTH	NHP-1015 (350)	1,500	\$6.00	\$8.00	\$10.00	\$8.00
		22116	MERCER	CRRSAA-FLEX-0027 (304)	3,859	\$5.70	\$7.25	\$16.00	\$20.00
		22131	OCEAN	STBGP-D00S (595)	47,513	\$9.00	\$4.75		\$8.00
		22107	OCEAN	NHP-0009 (328)	178,380	\$5.00	\$4.00	\$4.25	\$4.00
		22120	MIDDLESEX	NHP-0018 (309)	179,307	\$5.25	\$6.00	\$7.00	\$4.00
	2022Q3	22146	HUNTERDON	0078 (334)	26,191	\$3.00	\$4.05	\$3.25	\$8.00

	2022Q4	22155	SOMERSET	NHPP-0206 (335)	9,489	\$14.40			\$7.00
-----									
HMA MILLING, MORE THAN 3" TO 6" / SY									
401012P	2022Q1	22404	MIDDLESEX	STATE	18,500	\$0.10	\$1.00	\$0.02	\$2.00
	2022Q2	22120	MIDDLESEX	NHP-0018 (309)	112,604	\$5.25	\$7.75	\$10.00	\$6.00
-----									
CONCRETE MILLING / SY									
401015P	2022Q1	22404	MIDDLESEX	STATE	1,000	\$1.00	\$1.00	\$0.02	\$6.00
		22404	MIDDLESEX	STATE	2,000	\$1.00	\$1.00	\$1.00	\$8.80
		22405	MONMOUTH	STATE	12,000	\$1.00	\$0.01	\$8.00	\$6.00
	2022Q2	22107	OCEAN	NHP-0009 (328)	2,000	\$10.00	\$30.00	\$12.00	\$20.00
-----									
MICRO-MILLING / SY									
401017P	2022Q1	22106	HUNTERDON	NHP-0179 (327)	3,814	\$25.00			\$15.00
	2022Q2	22104	MERCER	NHP-0029 (328)	876	\$32.00			\$15.00
		22118	MIDDLESEX	NHP- 0018 (308)	115,319	\$2.45	\$2.55	\$3.85	\$5.00

New Jersey Department of Transportation  
Jan 2022 - Dec 2022

12:15 Tuesday, January 3, 2023 48

HISTORICAL BID PRICE LISTING  
BY REGION

REGION: C

PAY ITEM	CALENDAR QUARTER	CONTRACT NUMBER	COUNTY LOCATION	PROJECT DESCRIPTION	BID QUANTITY	AWARD PRICE	SECOND BIDDER	THIRD BIDDER	ESTIMATE
-----	-----	-----	-----	-----	-----	-----	-----	-----	-----
MICRO-MILLING / SY									
401017P	(cont)	22113	SOMERSET	NHP-0022 (351)	368,715	\$2.05	\$3.00	\$2.70	\$5.00
	2022Q3	22147	OCEAN	NHP-0009 (331)	3,779	\$25.00			\$6.00
		22144	OCEAN	NHP-0072 (311)	23,623	\$4.10	\$6.85		\$10.00
		22146	HUNTERDON	0078 (334)	51,542	\$3.00	\$3.36	\$4.50	\$4.00
	2022Q4	22155	SOMERSET	NHPP-0206 (335)	2,313	\$29.00			\$8.00
-----									
HOT MIX ASPHALT PAVEMENT REPAIR / SY									
401021M	2022Q1	22106	HUNTERDON	NHP-0179 (327)	9	\$815.33			\$84.00
		22405	MONMOUTH	STATE	100	\$75.00	\$125.00	\$150.00	\$80.00
		22404	MIDDLESEX	STATE	110	\$95.00	\$75.00	\$0.02	\$80.00
		22404	MIDDLESEX	STATE	1,500	\$10.00	\$25.00	\$10.00	\$55.00
	2022Q2	22121	MONMOUTH	NHP-1015 (350)	40	\$125.00	\$200.00	\$500.00	\$80.00
		22104	MERCER	NHP-0029 (328)	75	\$498.63			\$37.00
		22131	OCEAN	STBGP-D00S (595)	86	\$90.00	\$200.00		\$120.00
		22119	SOMERSET	NHP-0078 (332)	100	\$85.00	\$200.00	\$80.00	\$40.00

	22113	SOMERSET	NHP-0022 (351)	129	\$105.00	\$95.00	\$20.00	\$110.00
	22118	MIDDLESEX	NHP- 0018 (308)	157	\$10.00	\$100.00	\$95.00	\$100.00
	22107	OCEAN	NHP-0009(328)	8,920	\$35.00	\$40.00	\$110.00	\$25.00
	22120	MIDDLESEX	NHP-0018 (309)	15,000	\$30.00	\$42.00	\$10.00	\$65.00
2022Q3	22144	OCEAN	NHP-0072(311)	25	\$150.00	\$125.00		\$99.00
	22146	HUNTERDON	0078 (334)	48	\$100.00	\$189.77	\$125.00	\$100.00
	22147	OCEAN	NHP-0009(331)	100	\$500.00			\$120.00
	22150	MONMOUTH	NHP-0035(334)	322	\$250.00			\$123.00
2022Q4	22155	SOMERSET	NHPP-0206(335)	150	\$350.00			\$140.00

-----  
SEALING OF CRACKS IN HOT MIX ASPHALT SUR / LF

401024M	2022Q1	22106	HUNTERDON	NHP-0179(327)	2,000	\$8.00		\$2.00
		22404	MIDDLESEX	STATE	2,250	\$0.01	\$0.75	\$0.02
	2022Q2	22104	MERCER	NHP-0029(328)	2,500	\$4.50		\$3.00

New Jersey Department of Transportation  
Jan 2022 - Dec 2022

12:15 Tuesday, January 3, 2023 49

HISTORICAL BID PRICE LISTING  
BY REGION

REGION: C

PAY ITEM	CALENDAR QUARTER	CONTRACT NUMBER	COUNTY LOCATION	PROJECT DESCRIPTION	BID QUANTITY	AWARD PRICE	SECOND BIDDER	THIRD BIDDER	ESTIMATE
-----									
SEALING OF CRACKS IN HOT MIX ASPHALT SUR / LF									
401024M	2022Q3	22146	HUNTERDON	0078 (334)	1,000	\$2.00	\$1.00	\$2.00	\$3.00
		22150	MONMOUTH	NHP-0035 (334)	5,000	\$4.00			\$6.00
		22144	OCEAN	NHP-0072 (311)	6,000	\$1.00	\$3.00		\$2.00
		22147	OCEAN	NHP-0009 (331)	8,000	\$4.00			\$2.00

-----  
POLYMERIZED JOINT ADHESIVE / LF

401027M	2022Q1	22404	MIDDLESEX	STATE	152,220	\$0.01	\$0.28	\$0.02	\$0.35
		22404	MIDDLESEX	STATE	200,000	\$0.01	\$0.40	\$0.02	\$0.42
		22405	MONMOUTH	STATE	419,993	\$0.34	\$0.02	\$0.18	\$0.40
	2022Q2	22119	SOMERSET	NHP-0078(332)	856	\$1.10	\$1.00	\$2.50	\$3.00
		22121	MONMOUTH	NHP-1015(350)	1,770	\$5.00	\$3.00	\$2.00	\$3.00
		22116	MERCER	CRRSAA-FLEX-0027(304)	3,810	\$0.01	\$0.01	\$1.40	\$3.00
		22131	OCEAN	STBGP-D00S(595)	12,400	\$1.25	\$1.00		\$1.00
		22112	MERCER	NHP-0029(329)	14,271	\$1.10	\$1.00	\$1.50	\$1.00
		22118	MIDDLESEX	NHP- 0018 (308)	90,000	\$0.36	\$0.30	\$0.35	\$0.50
		22107	OCEAN	NHP-0009(328)	203,810	\$0.20	\$2.00	\$0.33	\$0.30
		22120	MIDDLESEX	NHP-0018 (309)	217,175	\$0.35	\$0.85	\$1.30	\$0.40
		22113	SOMERSET	NHP-0022 (351)	320,000	\$0.01	\$0.34	\$0.36	\$0.50
	2022Q3	22144	OCEAN	NHP-0072(311)	500	\$0.05	\$10.00		\$0.10
		22146	HUNTERDON	0078 (334)	141,000	\$0.02	\$0.20	\$0.35	\$0.50
	2022Q4	22155	SOMERSET	NHPP-0206(335)	4,955	\$2.00			\$1.30

TACK COAT / GAL

401030M	2022Q1	22106	HUNTERDON	NHP-0179(327)	27,500	\$3.20			\$4.00
		22404	MIDDLESEX	STATE	29,141	\$0.01	\$0.01	\$0.02	\$1.00
		22404	MIDDLESEX	STATE	35,000	\$0.01	\$0.01	\$0.02	\$1.10
		22405	MONMOUTH	STATE	71,633	\$0.01	\$0.01	\$0.01	\$1.00
2022Q2	22121		MONMOUTH	NHP-1015(350)	460	\$13.00	\$0.01	\$1.00	\$5.00
	22112		MERCER	NHP-0029(329)	497	\$5.50	\$7.00	\$15.00	\$5.00
	22116		MERCER	CRRSAA-FLEX-0027(304)	1,155	\$0.01	\$0.01	\$4.50	\$3.00

New Jersey Department of Transportation  
Jan 2022 - Dec 2022

12:15 Tuesday, January 3, 2023 50

HISTORICAL BID PRICE LISTING  
BY REGION

REGION: C

PAY ITEM	CALENDAR QUARTER	CONTRACT NUMBER	COUNTY LOCATION	PROJECT DESCRIPTION	BID QUANTITY	AWARD PRICE	SECOND BIDDER	THIRD BIDDER	ESTIMATE
TACK COAT / GAL									
401030M	(cont)	22131	OCEAN	STBGP-D00S(595)	7,200	\$0.01	\$0.01		\$5.00
		22104	MERCER	NHP-0029(328)	24,000	\$3.35			\$0.25
		22107	OCEAN	NHP-0009(328)	31,840	\$3.00	\$5.00	\$6.12	\$0.50
		22118	MIDDLESEX	NHP- 0018 (308)	39,000	\$0.01	\$0.10	\$0.01	\$1.00
		22120	MIDDLESEX	NHP-0018 (309)	54,100	\$0.01	\$5.50	\$5.50	\$1.00
		22113	SOMERSET	NHP-0022 (351)	58,900	\$0.01	\$0.01	\$0.01	\$3.00
	2022Q3	22147	OCEAN	NHP-0009(331)	200	\$4.50			\$1.00
		22144	OCEAN	NHP-0072(311)	2,046	\$4.40	\$5.00		\$2.00
		22150	MONMOUTH	NHP-0035(334)	27,060	\$3.50			\$4.00
		22146	HUNTERDON	0078(334)	30,944	\$0.02	\$3.08	\$3.50	\$2.50
	2022Q4	22155	SOMERSET	NHPP-0206(335)	57,300	\$3.50			\$3.00

TACK COAT 64-22 / GAL

401033M	2022Q2	22119	SOMERSET	NHP-0078(332)	169	\$5.50	\$10.00	\$20.00	\$9.00
---------	--------	-------	----------	---------------	-----	--------	---------	---------	--------

PRIME COAT / GAL

401036M	2022Q2	22121	MONMOUTH	NHP-1015(350)	138	\$10.00	\$0.01	\$1.00	\$1.00
		22119	SOMERSET	NHP-0078(332)	169	\$0.01	\$1.00	\$0.01	\$2.00
		22112	MERCER	NHP-0029(329)	1,769	\$0.01	\$0.01	\$0.01	\$1.00
		22107	OCEAN	NHP-0009(328)	18,100	\$0.01	\$7.00	\$5.50	\$0.50
		22120	MIDDLESEX	NHP-0018 (309)	162,200	\$0.01	\$0.01	\$0.01	\$1.00

HOT MIX ASPHALT 9.5 M 64 SURFACE COURSE / T

401042M	2022Q1	22404	MIDDLESEX	STATE	2,000	\$121.00	\$114.00	\$139.00	\$92.00
---------	--------	-------	-----------	-------	-------	----------	----------	----------	---------



-----  
HOT MIX ASPHALT 9.5 ME SURFACE COURSE / T

401049M	2022Q1	22404	MIDDLESEX	STATE	2,000	\$134.50	\$124.00	\$148.00	\$90.00
	2022Q2	22120	MIDDLESEX	NHP-0018 (309)	26,893	\$125.00	\$140.00	\$158.00	\$90.00

New Jersey Department of Transportation  
Jan 2022 - Dec 2022

12:15 Tuesday, January 3, 2023 51

HISTORICAL BID PRICE LISTING  
BY REGION

REGION: C

PAY ITEM	CALENDAR QUARTER	CONTRACT NUMBER	COUNTY LOCATION	PROJECT DESCRIPTION	BID QUANTITY	AWARD PRICE	SECOND BIDDER	THIRD BIDDER	ESTIMATE
-----									
HOT MIX ASPHALT 12.5 M 64 SURFACE COURSE / T									
401054M	2022Q1	22404	MIDDLESEX	STATE	4,000	\$121.00	\$114.00	\$144.00	\$80.00
		22404	MIDDLESEX	STATE	13,074	\$92.31	\$92.00	\$105.00	\$92.00
		22405	MONMOUTH	STATE	37,539	\$90.61	\$89.65	\$93.00	\$88.00
	2022Q2	22113	SOMERSET	NHP-0022 (351)	13	\$250.00	\$200.00	\$150.00	\$135.00
		22119	SOMERSET	NHP-0078 (332)	114	\$132.00	\$200.00	\$150.00	\$185.00
		22121	MONMOUTH	NHP-1015 (350)	280	\$150.00	\$150.00	\$200.00	\$175.00
		22116	MERCER	CRRSAA-FLEX-0027 (304)	444	\$150.00	\$210.00	\$250.00	\$180.00
		22107	OCEAN	NHP-0009 (328)	4,933	\$113.00	\$120.00	\$122.00	\$120.00
	2022Q3	22146	HUNTERDON	0078 (334)	3,019	\$135.00	\$112.52	\$109.25	\$200.00
	2022Q4	22155	SOMERSET	NHPP-0206 (335)	1,094	\$255.10			\$155.00

-----  
HOT MIX ASPHALT 12.5 M 76 SURFACE COURSE / T

401060M	2022Q2	22112	MERCER	NHP-0029 (329)	982	\$225.00	\$250.00	\$165.00	\$155.00
---------	--------	-------	--------	----------------	-----	----------	----------	----------	----------

-----  
HMA 12.5 M E SURFACE COURSE / T

401061M	2022Q1	22404	MIDDLESEX	STATE	4,000	\$134.50	\$124.00	\$149.00	\$84.00
	2022Q2	22131	OCEAN	STBGP-D00S (595)	8,202	\$155.00	\$105.00		\$145.00

-----  
HOT MIX ASPHALT 12.5 M 64 INTERMEDIATE C / T

401072M	2022Q1	22404	MIDDLESEX	STATE	1,000	\$75.00	\$93.00	\$119.00	\$79.00
---------	--------	-------	-----------	-------	-------	---------	---------	----------	---------

-----  
HMA 9.5 M E INTERMEDIATE COURSE / T

401073M	2022Q2	22120	MIDDLESEX	NHP-0018 (309)	32,019	\$125.00	\$140.00	\$150.00	\$85.00
---------	--------	-------	-----------	----------------	--------	----------	----------	----------	---------

-----  
HMA 12.5 M E INTERMEDIATE COURSE / T

401079M                    2022Q2 22107                    OCEAN                    NHP-0009(328)                    23,848                    \$100.00                    \$110.00                    \$132.00                    \$105.00

New Jersey Department of Transportation                    12:15 Tuesday, January 3, 2023 52  
 Jan 2022 - Dec 2022

HISTORICAL BID PRICE LISTING  
 BY REGION

REGION: C

PAY ITEM	CALENDAR QUARTER	CONTRACT NUMBER	COUNTY LOCATION	PROJECT DESCRIPTION	BID QUANTITY	AWARD PRICE	SECOND BIDDER	THIRD BIDDER	ESTIMATE
HOT MIX ASPHALT 19 M 64 INTERMEDIATE COU / T									
401084M	2022Q2	22112	MERCER	NHP-0029(329)	1,259	\$220.00	\$235.00	\$150.00	\$115.00

-----  
 HOT MIX ASPHALT 25 M 64 BASE COURSE / T

401099M	2022Q1	22404	MIDDLESEX	STATE	500	\$84.00	\$97.00	\$109.00	\$75.00
	2022Q2	22121	MONMOUTH	NHP-1015(350)	250	\$150.00	\$125.00	\$200.00	\$150.00
		22119	SOMERSET	NHP-0078(332)	456	\$137.00	\$200.00	\$150.00	\$80.00
		22107	OCEAN	NHP-0009(328)	23,619	\$110.00	\$105.00	\$112.00	\$95.00
		22120	MIDDLESEX	NHP-0018(309)	40,205	\$137.50	\$130.00	\$158.00	\$83.00

New Jersey Department of Transportation                    12:15 Tuesday, January 3, 2023 53  
 Jan 2022 - Dec 2022

HISTORICAL BID PRICE LISTING  
 BY REGION

REGION: C

PAY ITEM	CALENDAR QUARTER	CONTRACT NUMBER	COUNTY LOCATION	PROJECT DESCRIPTION	BID QUANTITY	AWARD PRICE	SECOND BIDDER	THIRD BIDDER	ESTIMATE
CORE SAMPLES, HOT MIX ASPHALT / U									
401108M	2022Q1	22404	MIDDLESEX	STATE	90	\$95.00	\$105.00	\$200.00	\$110.00
		22405	MONMOUTH	STATE	215	\$95.00	\$98.00	\$75.00	\$110.00
		22404	MIDDLESEX	STATE	250	\$95.00	\$95.00	\$0.02	\$100.00
	2022Q2	22116	MERCER	CRRSAA-FLEX-0027(304)	10	\$25.00	\$75.00	\$145.00	\$150.00
		22119	SOMERSET	NHP-0078(332)	10	\$150.00	\$50.00	\$400.00	\$500.00
		22121	MONMOUTH	NHP-1015(350)	10	\$500.00	\$200.00	\$50.00	\$200.00
		22118	MIDDLESEX	NHP-0018(308)	45	\$125.00	\$125.00	\$150.00	\$120.00
		22131	OCEAN	STBGP-D00S(595)	50	\$350.00	\$115.00		\$220.00
		22107	OCEAN	NHP-0009(328)	300	\$85.00	\$100.00	\$180.00	\$95.00
		22120	MIDDLESEX	NHP-0018(309)	450	\$90.00	\$175.00	\$165.00	\$103.00
	2022Q3	22146	HUNTERDON	0078(334)	75	\$250.00	\$50.00	\$95.00	\$220.00
	2022Q4	22155	SOMERSET	NHPP-0206(335)	5	\$480.00			\$220.00

-----  
 HMA LONGITUDINAL JOINT REPAIR / SY

401113M	2022Q2	22118	MIDDLESEX	NHP- 0018 (308)	500	\$5.00	\$30.00	\$62.57	\$160.00
	2022Q3	22150	MONMOUTH	NHP-0035 (334)	100	\$100.00			\$50.00
		22146	HUNTERDON	0078 (334)	200	\$50.00	\$11.44	\$18.00	\$70.00
	2022Q4	22155	SOMERSET	NHPP-0206 (335)	500	\$133.22			\$100.00

New Jersey Department of Transportation  
Jan 2022 - Dec 2022

12:15 Tuesday, January 3, 2023 54

HISTORICAL BID PRICE LISTING  
BY REGION

REGION: C

PAY ITEM	CALENDAR QUARTER	CONTRACT NUMBER	COUNTY LOCATION	PROJECT DESCRIPTION	BID QUANTITY	AWARD PRICE	SECOND BIDDER	THIRD BIDDER	ESTIMATE
ULTRA-THIN FRICTION COURSE / T									
403003M	2022Q3	22144	OCEAN	NHP-0072 (311)	6,169	\$175.00	\$185.00		\$155.00

POLYMER MODIFIED TACK COAT / GAL

403005M	2022Q3	22144	OCEAN	NHP-0072 (311)	33,079	\$8.15	\$9.50		\$6.00
---------	--------	-------	-------	----------------	--------	--------	--------	--	--------

New Jersey Department of Transportation  
Jan 2022 - Dec 2022

12:15 Tuesday, January 3, 2023 55

HISTORICAL BID PRICE LISTING  
BY REGION

REGION: C

PAY ITEM	CALENDAR QUARTER	CONTRACT NUMBER	COUNTY LOCATION	PROJECT DESCRIPTION	BID QUANTITY	AWARD PRICE	SECOND BIDDER	THIRD BIDDER	ESTIMATE
STONE MATRIX ASPHALT 12.5 MM SURFACE COU / T									
404006M	2022Q1	22404	MIDDLESEX	STATE	1,500	\$164.00	\$140.00	\$164.00	\$120.00
		22404	MIDDLESEX	STATE	16,122	\$126.95	\$130.00	\$175.00	\$115.00
		22405	MONMOUTH	STATE	22,679	\$126.25	\$118.50	\$125.00	\$115.00

New Jersey Department of Transportation  
Jan 2022 - Dec 2022

12:15 Tuesday, January 3, 2023 56

HISTORICAL BID PRICE LISTING  
BY REGION

REGION: C

PAY ITEM	CALENDAR QUARTER	CONTRACT NUMBER	COUNTY LOCATION	PROJECT DESCRIPTION	BID QUANTITY	AWARD PRICE	SECOND BIDDER	THIRD BIDDER	ESTIMATE
HIGH PERFORMANCE THIN OVERLAY / T									
406005M	2022Q2	22118	MIDDLESEX	NHP- 0018 (308)	6,659	\$160.00	\$165.00	\$176.20	\$155.00
		22107	OCEAN	NHP-0009 (328)	11,345	\$160.00	\$200.00	\$180.00	\$150.00

22113	SOMERSET	NHP-0022 (351)	21,283	\$151.00	\$156.70	\$156.10	\$153.00
2022Q3 22146	HUNTERDON	0078 (334)	10,368	\$175.00	\$156.01	\$165.25	\$165.00

New Jersey Department of Transportation  
Jan 2022 - Dec 2022

12:15 Tuesday, January 3, 2023 57

HISTORICAL BID PRICE LISTING  
BY REGION

REGION: C

PAY ITEM	CALENDAR QUARTER	CONTRACT NUMBER	COUNTY LOCATION	PROJECT DESCRIPTION	BID QUANTITY	AWARD PRICE	SECOND BIDDER	THIRD BIDDER	ESTIMATE
-----									
MICROPAVING JOINTS / LF									
421007M	2022Q1	22106	HUNTERDON	NHP-0179 (327)	32,200	\$4.10			\$5.00
	2022Q2	22104	MERCER	NHP-0029 (328)	54,000	\$4.10			\$5.00
	2022Q3	22147	OCEAN	NHP-0009 (331)	49,000	\$4.90			\$4.50
		22150	MONMOUTH	NHP-0035 (334)	97,891	\$4.58			\$5.00

-----  
SLURRY SEAL AGGREGATE, TYPE II / T

421010M	2022Q1	22106	HUNTERDON	NHP-0179 (327)	1,779	\$121.79			\$145.00
	2022Q2	22104	MERCER	NHP-0029 (328)	1,514	\$121.79			\$145.00
	2022Q3	22144	OCEAN	NHP-0072 (311)	304	\$383.75	\$465.00		\$139.00
		22146	HUNTERDON	0078 (334)	1,819	\$70.00	\$123.42	\$140.25	\$125.00
		22150	MONMOUTH	NHP-0035 (334)	1,912	\$127.27			\$220.00
	2022Q4	22155	SOMERSET	NHPP-0206 (335)	2,782	\$125.75			\$200.00

-----  
SLURRY SEAL EMULSION / GAL

421011M	2022Q1	22106	HUNTERDON	NHP-0179 (327)	52,669	\$11.09			\$11.00
	2022Q2	22104	MERCER	NHP-0029 (328)	44,662	\$11.09			\$11.00
	2022Q3	22144	OCEAN	NHP-0072 (311)	3,894	\$40.25	\$46.00		\$13.00
		22146	HUNTERDON	0078 (334)	54,000	\$6.50	\$11.40	\$12.96	\$12.00
		22150	MONMOUTH	NHP-0035 (334)	57,297	\$11.73			\$28.00
	2022Q4	22155	SOMERSET	NHPP-0206 (335)	47,926	\$11.74			\$20.00

New Jersey Department of Transportation  
Jan 2022 - Dec 2022

12:15 Tuesday, January 3, 2023 58

HISTORICAL BID PRICE LISTING  
BY REGION

REGION: C

CALENDAR QUARTER	CONTRACT NUMBER	COUNTY	PROJECT	BID	AWARD	SECOND	THIRD
------------------	-----------------	--------	---------	-----	-------	--------	-------

PAY ITEM	QUARTER	NUMBER	LOCATION	DESCRIPTION	QUANTITY	PRICE	BIDDER	BIDDER	ESTIMATE
FOG SEAL STRIP / LF									
422004M	2022Q1	22404	MIDDLESEX	STATE	5,000	\$1.57	\$1.00	\$0.02	\$1.00
		22405	MONMOUTH	STATE	6,219	\$1.42	\$1.45	\$1.50	\$1.00
		22404	MIDDLESEX	STATE	6,299	\$1.50	\$1.00	\$0.02	\$1.00
	2022Q2	22107	OCEAN	NHP-0009(328)	15,223	\$1.20	\$1.30	\$1.00	\$1.50
New Jersey Department of Transportation Jan 2022 - Dec 2022							12:15 Tuesday, January 3, 2023	59	

HISTORICAL BID PRICE LISTING  
BY REGION

REGION: C

PAY ITEM	CALENDAR QUARTER	CONTRACT NUMBER	COUNTY LOCATION	PROJECT DESCRIPTION	BID QUANTITY	AWARD PRICE	SECOND BIDDER	THIRD BIDDER	ESTIMATE
CHIP SEAL PG88-22FR / SY									
424110M	2022Q3	22147	OCEAN	NHP-0009(331)	310,524	\$6.97			\$6.00
New Jersey Department of Transportation Jan 2022 - Dec 2022							12:15 Tuesday, January 3, 2023	60	

HISTORICAL BID PRICE LISTING  
BY REGION

REGION: C

PAY ITEM	CALENDAR QUARTER	CONTRACT NUMBER	COUNTY LOCATION	PROJECT DESCRIPTION	BID QUANTITY	AWARD PRICE	SECOND BIDDER	THIRD BIDDER	ESTIMATE
FULL DEPTH CONCRETE PAVEMENT REPAIR, HMA / SY									
453006M	2022Q1	22106	HUNTERDON	NHP-0179(327)	2	\$2,169			\$140.00
		22405	MONMOUTH	STATE	200	\$50.00	\$100.00	\$175.00	\$225.00
		22404	MIDDLESEX	STATE	225	\$150.00	\$175.00	\$0.02	\$250.00
		22404	MIDDLESEX	STATE	375	\$50.00	\$100.00	\$50.00	\$132.00
	2022Q2	22116	MERCER	CRRSAA-FLEX-0027(304)	23	\$100.00	\$165.00	\$528.00	\$200.00
		22107	OCEAN	NHP-0009(328)	450	\$225.00	\$50.00	\$185.00	\$175.00
		22120	MIDDLESEX	NHP-0018(309)	10,000	\$25.00	\$65.00	\$5.00	\$200.00
	2022Q3	22147	OCEAN	NHP-0009(331)	50	\$500.00			\$150.00
New Jersey Department of Transportation Jan 2022 - Dec 2022							12:15 Tuesday, January 3, 2023	61	

HISTORICAL BID PRICE LISTING  
BY REGION

REGION: C

PAY ITEM	CALENDAR QUARTER	CONTRACT NUMBER	COUNTY LOCATION	PROJECT DESCRIPTION	BID QUANTITY	AWARD PRICE	SECOND BIDDER	THIRD BIDDER	ESTIMATE
----------	------------------	-----------------	-----------------	---------------------	--------------	-------------	---------------	--------------	----------

PERMANENT SHEETING / SF									
501006P	2022Q2	22121	MONMOUTH	NHP-1015(350)	80	\$560.00	\$100.00	\$785.00	\$525.00

TEMPORARY COFFERDAM / LS									
501009P	2022Q2	22121	MONMOUTH	NHP-1015(350)	1	\$602,330	\$380,000	\$808,000	\$355,000

PERMANENT COFFERDAM / LS									
501012P	2022Q2	22112	MERCER	NHP-0029(329)	1	\$3,634,500	\$3,762,000	\$5,000,000	\$3,370,000

New Jersey Department of Transportation  
Jan 2022 - Dec 2022  
12:15 Tuesday, January 3, 2023 62

HISTORICAL BID PRICE LISTING  
BY REGION

REGION: C

PAY ITEM	CALENDAR QUARTER	CONTRACT NUMBER	COUNTY LOCATION	PROJECT DESCRIPTION	BID QUANTITY	AWARD PRICE	SECOND BIDDER	THIRD BIDDER	ESTIMATE
FURNISHING EQUIPMENT FOR DRIVING PILES / LS									
502003P	2022Q2	22112	MERCER	NHP-0029(329)	1	\$75,000	\$500,000	\$1,042,000	\$300,000
		22121	MONMOUTH	NHP-1015(350)	1	\$350,000	\$25,000	\$100,000	\$250,000

TEST PILE, FURNISHED / LF									
502009M	2022Q2	22121	MONMOUTH	NHP-1015(350)	260	\$61.00	\$85.00	\$85.00	\$60.00

TEST PILE, DRIVEN / LF									
502012M	2022Q2	22121	MONMOUTH	NHP-1015(350)	244	\$5.00	\$75.00	\$85.00	\$120.00

MICROPILE / LF									
502016M	2022Q2	22112	MERCER	NHP-0029(329)	10,665	\$176.00	\$204.00	\$165.00	\$200.00

DYNAMIC PILE LOAD TEST / U									
502018M	2022Q2	22121	MONMOUTH	NHP-1015(350)	4	\$2,700	\$4,500	\$5,000	\$7,500

New Jersey Department of Transportation  
Jan 2022 - Dec 2022  
12:15 Tuesday, January 3, 2023 63

HISTORICAL BID PRICE LISTING  
BY REGION

REGION: C

PAY ITEM	CALENDAR QUARTER	CONTRACT NUMBER	COUNTY LOCATION	PROJECT DESCRIPTION	BID QUANTITY	AWARD PRICE	SECOND BIDDER	THIRD BIDDER	ESTIMATE
----------	------------------	-----------------	-----------------	---------------------	--------------	-------------	---------------	--------------	----------

STEEL H-PILE, FURNISHED, HP 12 X 74 / LF

502168M	2022Q2	22121	MONMOUTH	NHP-1015(350)	7,560	\$61.00	\$85.00	\$65.00	\$50.00
---------	--------	-------	----------	---------------	-------	---------	---------	---------	---------

STEEL H-PILE, DRIVEN, HP 12 X 74 / LF

502186M	2022Q2	22121	MONMOUTH	NHP-1015(350)	7,526	\$5.00	\$30.00	\$27.00	\$70.00
---------	--------	-------	----------	---------------	-------	--------	---------	---------	---------

New Jersey Department of Transportation  
Jan 2022 - Dec 2022

12:15 Tuesday, January 3, 2023 64

HISTORICAL BID PRICE LISTING  
BY REGION

REGION: C

PAY ITEM	CALENDAR QUARTER	CONTRACT NUMBER	COUNTY LOCATION	PROJECT DESCRIPTION	BID QUANTITY	AWARD PRICE	SECOND BIDDER	THIRD BIDDER	ESTIMATE
----------	------------------	-----------------	-----------------	---------------------	--------------	-------------	---------------	--------------	----------

REINFORCEMENT STEEL, EPOXY-COATED / LB

504006P	2022Q2	22112	MERCER	NHP-0029(329)	32,000	\$2.25	\$2.35	\$3.00	\$2.00
		22119	SOMERSET	NHP-0078(332)	41,278	\$2.45	\$3.00	\$3.00	\$2.00
		22119	SOMERSET	NHP-0078(332)	42,545	\$2.45	\$3.00	\$3.00	\$2.00

REINFORCEMENT STEEL, GALVANIZED / LB

504009P	2022Q2	22121	MONMOUTH	NHP-1015(350)	25,100	\$2.35	\$3.00	\$3.00	\$3.00
---------	--------	-------	----------	---------------	--------	--------	--------	--------	--------

CONCRETE FOOTING / CY

504015P	2022Q2	22121	MONMOUTH	NHP-1015(350)	156	\$500	\$480	\$1,200	\$800.00
---------	--------	-------	----------	---------------	-----	-------	-------	---------	----------

CONCRETE WING WALL / CY

504018P	2022Q2	22121	MONMOUTH	NHP-1015(350)	42	\$1,900	\$2,300	\$1,300	\$1,750
---------	--------	-------	----------	---------------	----	---------	---------	---------	---------

CONCRETE ABUTMENT WALL / CY

504024P	2022Q2	22119	SOMERSET	NHP-0078(332)	40	\$2,950	\$2,500	\$2,000	\$2,000
		22119	SOMERSET	NHP-0078(332)	40	\$2,800	\$2,500	\$2,000	\$2,000

EPOXY WATERPROOFING / SY

504036P	2022Q2	22119	SOMERSET	NHP-0078(332)	82	\$44.00	\$50.00	\$66.00	\$75.00
		22119	SOMERSET	NHP-0078(332)	82	\$44.00	\$50.00	\$66.00	\$75.00
		22112	MERCER	NHP-0029(329)	2,542	\$66.00	\$50.00	\$40.00	\$80.00
		22112	MERCER	NHP-0029(329)	4,089	\$66.00	\$50.00	\$40.00	\$110.00

CONCRETE STAINING / SY

504048P	2022Q2	22121	MONMOUTH	NHP-1015(350)	168	\$30.00	\$30.00	\$26.00	\$55.00
		22112	MERCER	NHP-0029(329)	2,366	\$19.00	\$23.00	\$35.00	\$80.00

New Jersey Department of Transportation 12:15 Tuesday, January 3, 2023 65  
Jan 2022 - Dec 2022

HISTORICAL BID PRICE LISTING  
BY REGION

REGION: C

PAY ITEM	CALENDAR QUARTER	CONTRACT NUMBER	COUNTY LOCATION	PROJECT DESCRIPTION	BID QUANTITY	AWARD PRICE	SECOND BIDDER	THIRD BIDDER	ESTIMATE
CONCRETE PYLON / LF									
504053P	2022Q2	22107	OCEAN	NHP-0009(328)	20	\$575	\$740	\$3,100	\$1,240

CONCRETE CAP / CY

504085P	2022Q2	22121	MONMOUTH	NHP-1015(350)	3	\$5,000	\$3,000	\$1,500	\$1,600
---------	--------	-------	----------	---------------	---	---------	---------	---------	---------

CONCRETE BRIDGE HEADWALL / CY

504086P	2022Q2	22121	MONMOUTH	NHP-1015(350)	14	\$1,800	\$2,000	\$2,000	\$1,200
---------	--------	-------	----------	---------------	----	---------	---------	---------	---------

New Jersey Department of Transportation 12:15 Tuesday, January 3, 2023 66  
Jan 2022 - Dec 2022

HISTORICAL BID PRICE LISTING  
BY REGION

REGION: C

PAY ITEM	CALENDAR QUARTER	CONTRACT NUMBER	COUNTY LOCATION	PROJECT DESCRIPTION	BID QUANTITY	AWARD PRICE	SECOND BIDDER	THIRD BIDDER	ESTIMATE
PRECAST CONCRETE CULVERT / LF									
505057P	2022Q2	22121	MONMOUTH	NHP-1015(350)	44	\$15,000	\$13,000	\$9,999	\$4,300

CONCRETE STEPS, PRECAST CONCRETE / LF

505075P	2022Q2	22120	MIDDLESEX	NHP-0018(309)	4	\$1,500	\$2,200	\$7,500	\$2,000
---------	--------	-------	-----------	---------------	---	---------	---------	---------	---------

New Jersey Department of Transportation 12:15 Tuesday, January 3, 2023 67  
Jan 2022 - Dec 2022

HISTORICAL BID PRICE LISTING  
BY REGION

REGION: C

CALENDAR QUARTER	CONTRACT NUMBER	COUNTY LOCATION	PROJECT DESCRIPTION	BID QUANTITY	AWARD PRICE	SECOND BIDDER	THIRD BIDDER
------------------	-----------------	-----------------	---------------------	--------------	-------------	---------------	--------------



PAY ITEM	QUARTER	NUMBER	LOCATION	DESCRIPTION	QUANTITY	PRICE	BIDDER	BIDDER	ESTIMATE
2 1/2" BY 2 1/2" PREFORMED ELASTOMERIC J / LF									
507006P	2022Q3	22146	HUNTERDON	0078 (334)	160	\$150.00	\$156.00	\$205.00	\$130.00
-----									
STRIP SEAL EXPANSION JOINT ASSEMBLY / LF									
507015P	2022Q2	22119	SOMERSET	NHP-0078 (332)	88	\$1,100	\$550	\$1,056	\$500.00
		22119	SOMERSET	NHP-0078 (332)	88	\$1,100	\$550	\$1,056	\$500.00
-----									
CONCRETE BRIDGE DECK, HPC / CY									
507024P	2022Q2	22119	SOMERSET	NHP-0078 (332)	110	\$1,950	\$100	\$1,500	\$1,200
		22119	SOMERSET	NHP-0078 (332)	110	\$1,950	\$100	\$1,500	\$1,200
-----									
DATE PANEL / U									
507027M	2022Q2	22119	SOMERSET	NHP-0078 (332)	1	\$2,500	\$2,500	\$570	\$500.00
		22119	SOMERSET	NHP-0078 (332)	1	\$2,500	\$2,500	\$570	\$500.00
-----									
CONCRETE BRIDGE SIDEWALK, HPC / CY									
507033P	2022Q2	22108	MERCER	NHP-0029 (327)	16	\$2,780	\$1,500	\$4,000	\$1,100
		22119	SOMERSET	NHP-0078 (332)	35	\$1,200	\$800	\$1,322	\$1,000
		22119	SOMERSET	NHP-0078 (332)	35	\$1,200	\$800	\$1,322	\$1,000
-----									
CONCRETE BRIDGE PARAPET / LF									
507036P	2022Q2	22121	MONMOUTH	NHP-1015 (350)	72	\$400.00	\$600.00	\$350.00	\$1,150
-----									
BARRIER PARAPET MODIFICATIONS / LF									
507037P	2022Q2	22108	MERCER	NHP-0029 (327)	13	\$1,750	\$975	\$2,000	\$900.00
		22108	MERCER	NHP-0029 (327)	13	\$1,750	\$975	\$2,000	\$900.00
-----									
CONCRETE BRIDGE PARAPET, HPC / LF									
507039P	2022Q2	22112	MERCER	NHP-0029 (329)	705	\$550.00	\$450.00	\$300.00	\$400.00

New Jersey Department of Transportation  
Jan 2022 - Dec 2022

12:15 Tuesday, January 3, 2023 68

HISTORICAL BID PRICE LISTING  
BY REGION

REGION: C

PAY ITEM	CALENDAR QUARTER	CONTRACT NUMBER	COUNTY LOCATION	PROJECT DESCRIPTION	BID QUANTITY	AWARD PRICE	SECOND BIDDER	THIRD BIDDER	ESTIMATE
----------	------------------	-----------------	-----------------	---------------------	--------------	-------------	---------------	--------------	----------

-----  
 CONCRETE BRIDGE APPROACH / CY

PAY ITEM	CALENDAR QUARTER	CONTRACT NUMBER	COUNTY LOCATION	PROJECT DESCRIPTION	BID QUANTITY	AWARD PRICE	SECOND BIDDER	THIRD BIDDER	ESTIMATE
507051P	2022Q2	22119	SOMERSET	NHP-0078 (332)	90	\$900	\$100	\$1,050	\$900.00
		22119	SOMERSET	NHP-0078 (332)	90	\$900	\$100	\$1,050	\$900.00

New Jersey Department of Transportation  
 Jan 2022 - Dec 2022 12:15 Tuesday, January 3, 2023 69

HISTORICAL BID PRICE LISTING  
 BY REGION

REGION: C

PAY ITEM	CALENDAR QUARTER	CONTRACT NUMBER	COUNTY LOCATION	PROJECT DESCRIPTION	BID QUANTITY	AWARD PRICE	SECOND BIDDER	THIRD BIDDER	ESTIMATE
CHAIN-LINK FENCE, TYPE IV / LF									
509083P	2022Q2	22119	SOMERSET	NHP-0078 (332)	250	\$205.00	\$200.00	\$241.00	\$180.00
		22119	SOMERSET	NHP-0078 (332)	255	\$205.00	\$200.00	\$241.00	\$180.00

New Jersey Department of Transportation  
 Jan 2022 - Dec 2022 12:15 Tuesday, January 3, 2023 70

HISTORICAL BID PRICE LISTING  
 BY REGION

REGION: C

PAY ITEM	CALENDAR QUARTER	CONTRACT NUMBER	COUNTY LOCATION	PROJECT DESCRIPTION	BID QUANTITY	AWARD PRICE	SECOND BIDDER	THIRD BIDDER	ESTIMATE
ORNAMENTAL RAILING / LF									
509100P	2022Q2	22112	MERCER	NHP-0029 (329)	110	\$400	\$1,700	\$1,800	\$725.00

-----  
 BRIDGE COMB RAILING (1 RAIL, STEEL) / LF

PAY ITEM	CALENDAR QUARTER	CONTRACT NUMBER	COUNTY LOCATION	PROJECT DESCRIPTION	BID QUANTITY	AWARD PRICE	SECOND BIDDER	THIRD BIDDER	ESTIMATE
509150P	2022Q2	22119	SOMERSET	NHP-0078 (332)	251	\$435.00	\$350.00	\$518.00	\$400.00
		22119	SOMERSET	NHP-0078 (332)	256	\$470.00	\$350.00	\$518.00	\$400.00

New Jersey Department of Transportation  
 Jan 2022 - Dec 2022 12:15 Tuesday, January 3, 2023 71

HISTORICAL BID PRICE LISTING  
 BY REGION

REGION: C

PAY ITEM	CALENDAR QUARTER	CONTRACT NUMBER	COUNTY LOCATION	PROJECT DESCRIPTION	BID QUANTITY	AWARD PRICE	SECOND BIDDER	THIRD BIDDER	ESTIMATE
STEEL SHEET PILING / SF									
511006P	2022Q2	22112	MERCER	NHP-0029 (329)	15,005	\$385.00	\$300.00	\$350.00	\$500.00

-----

TIE-ROD SYSTEM / U

511025M	2022Q2	22112	MERCER	NHP-0029(329)	105	\$5,000	\$4,500	\$22,000	\$12,120
---------	--------	-------	--------	---------------	-----	---------	---------	----------	----------

New Jersey Department of Transportation  
Jan 2022 - Dec 2022 12:15 Tuesday, January 3, 2023 72

HISTORICAL BID PRICE LISTING  
BY REGION

REGION: C

PAY ITEM	CALENDAR QUARTER	CONTRACT NUMBER	COUNTY LOCATION	PROJECT DESCRIPTION	BID QUANTITY	AWARD PRICE	SECOND BIDDER	THIRD BIDDER	ESTIMATE
LANDSCAPE RETAINING WALL / SF									

513015P	2022Q2	22112	MERCER	NHP-0029(329)	655	\$420.00	\$875.00	\$435.00	\$317.00
---------	--------	-------	--------	---------------	-----	----------	----------	----------	----------

CONCRETE COPING / LF

513022P	2022Q2	22112	MERCER	NHP-0029(329)	705	\$1,100	\$550	\$425	\$550.00
---------	--------	-------	--------	---------------	-----	---------	-------	-------	----------

New Jersey Department of Transportation  
Jan 2022 - Dec 2022 12:15 Tuesday, January 3, 2023 73

HISTORICAL BID PRICE LISTING  
BY REGION

REGION: C

PAY ITEM	CALENDAR QUARTER	CONTRACT NUMBER	COUNTY LOCATION	PROJECT DESCRIPTION	BID QUANTITY	AWARD PRICE	SECOND BIDDER	THIRD BIDDER	ESTIMATE
TEMPORARY SUPPORT / LS									

514015P	2022Q2	22119	SOMERSET	NHP-0078(332)	1	\$150,000	\$60,000	\$120,000	\$50,000
		22119	SOMERSET	NHP-0078(332)	1	\$150,000	\$60,000	\$120,000	\$50,000

New Jersey Department of Transportation  
Jan 2022 - Dec 2022 12:15 Tuesday, January 3, 2023 74

HISTORICAL BID PRICE LISTING  
BY REGION

REGION: C

PAY ITEM	CALENDAR QUARTER	CONTRACT NUMBER	COUNTY LOCATION	PROJECT DESCRIPTION	BID QUANTITY	AWARD PRICE	SECOND BIDDER	THIRD BIDDER	ESTIMATE
CONCRETE DECK REPAIR, TYPE B / SF									

551006M	2022Q2	22120	MIDDLESEX	NHP-0018 (309)	425	\$135.00	\$80.00	\$125.00	\$120.00
---------	--------	-------	-----------	----------------	-----	----------	---------	----------	----------

CURB RECONSTRUCTION, BRIDGE / LF

551030M	2022Q3	22146	HUNTERDON	0078(334)	10	\$750.00	\$825.00	\$490.00	\$450.00
---------	--------	-------	-----------	-----------	----	----------	----------	----------	----------

22146	HUNTERDON	0078 (334)	10	\$500.00	\$825.00	\$490.00	\$450.00
22146	HUNTERDON	0078 (334)	20	\$500.00	\$795.00	\$490.00	\$450.00

New Jersey Department of Transportation 12:15 Tuesday, January 3, 2023 75  
Jan 2022 - Dec 2022

HISTORICAL BID PRICE LISTING  
BY REGION

REGION: C

PAY ITEM	CALENDAR QUARTER	CONTRACT NUMBER	COUNTY LOCATION	PROJECT DESCRIPTION	BID QUANTITY	AWARD PRICE	SECOND BIDDER	THIRD BIDDER	ESTIMATE
PRESSURE INJECTION, CONCRETE CRACKS / LF									
552003M	2022Q2	22112	MERCER	NHP-0029 (329)	37	\$327.00	\$140.00	\$40.00	\$165.00
		22112	MERCER	NHP-0029 (329)	53	\$300.00	\$140.00	\$40.00	\$165.00
		22119	SOMERSET	NHP-0078 (332)	129	\$86.00	\$100.00	\$200.00	\$100.00
		22119	SOMERSET	NHP-0078 (332)	173	\$67.00	\$100.00	\$200.00	\$100.00

New Jersey Department of Transportation 12:15 Tuesday, January 3, 2023 76  
Jan 2022 - Dec 2022

HISTORICAL BID PRICE LISTING  
BY REGION

REGION: C

PAY ITEM	CALENDAR QUARTER	CONTRACT NUMBER	COUNTY LOCATION	PROJECT DESCRIPTION	BID QUANTITY	AWARD PRICE	SECOND BIDDER	THIRD BIDDER	ESTIMATE
POLLUTION CONTROL SYSTEM / LS									
554003P	2022Q2	22119	SOMERSET	NHP-0078 (332)	1	\$8,000	\$10,000	\$2,203	\$10,000
		22119	SOMERSET	NHP-0078 (332)	1	\$8,000	\$10,000	\$2,203	\$10,000

-----  
HAND/POWER TOOL CLEANING AND PAINTING / LS

554006P	2022Q2	22119	SOMERSET	NHP-0078 (332)	1	\$5,000	\$25,000	\$0	\$7,500
		22119	SOMERSET	NHP-0078 (332)	1	\$5,000	\$25,000	\$0	\$7,500

-----  
CLEANING AND PAINTING OF BEARING / U

554027P	2022Q2	22119	SOMERSET	NHP-0078 (332)	14	\$1,000	\$1,000	\$900	\$800.00
		22119	SOMERSET	NHP-0078 (332)	14	\$1,250	\$1,000	\$881	\$800.00

New Jersey Department of Transportation 12:15 Tuesday, January 3, 2023 77  
Jan 2022 - Dec 2022

HISTORICAL BID PRICE LISTING  
BY REGION

REGION: C

PAY ITEM	CALENDAR QUARTER	CONTRACT NUMBER	COUNTY LOCATION	PROJECT DESCRIPTION	BID QUANTITY	AWARD PRICE	SECOND BIDDER	THIRD BIDDER	ESTIMATE
----------	------------------	-----------------	-----------------	---------------------	--------------	-------------	---------------	--------------	----------

SUBSTRUCTURE CONCRETE REPAIR / SF									
555003M	2022Q2	22119	SOMERSET	NHP-0078 (332)	10	\$265.00	\$300.00	\$700.00	\$200.00
		22119	SOMERSET	NHP-0078 (332)	20	\$250.00	\$300.00	\$337.00	\$200.00
		22112	MERCER	NHP-0029 (329)	263	\$329.00	\$435.00	\$250.00	\$400.00
		22112	MERCER	NHP-0029 (329)	3,090	\$329.00	\$435.00	\$235.00	\$400.00

BRIDGE DECK WATERPROOF SURFACE COURSE / T

555006M	2022Q2	22120	MIDDLESEX	NHP-0018 (309)	57	\$1,300	\$800	\$210	\$500.00
---------	--------	-------	-----------	----------------	----	---------	-------	-------	----------

New Jersey Department of Transportation  
Jan 2022 - Dec 2022  
12:15 Tuesday, January 3, 2023 78

HISTORICAL BID PRICE LISTING  
BY REGION

REGION: C

PAY ITEM	CALENDAR QUARTER	CONTRACT NUMBER	COUNTY LOCATION	PROJECT DESCRIPTION	BID QUANTITY	AWARD PRICE	SECOND BIDDER	THIRD BIDDER	ESTIMATE
BEARING RESTRAINER / U									

556015M	2022Q2	22119	SOMERSET	NHP-0078 (332)	1	\$5,000	\$5,000	\$8,000	\$3,000
---------	--------	-------	----------	----------------	---	---------	---------	---------	---------

New Jersey Department of Transportation  
Jan 2022 - Dec 2022  
12:15 Tuesday, January 3, 2023 79

HISTORICAL BID PRICE LISTING  
BY REGION

REGION: C

PAY ITEM	CALENDAR QUARTER	CONTRACT NUMBER	COUNTY LOCATION	PROJECT DESCRIPTION	BID QUANTITY	AWARD PRICE	SECOND BIDDER	THIRD BIDDER	ESTIMATE
CONCRETE BEAM REPAIR / SF									
557003P	2022Q2	22119	SOMERSET	NHP-0078 (332)	133	\$245.00	\$300.00	\$900.00	\$200.00
		22119	SOMERSET	NHP-0078 (332)	162	\$245.00	\$300.00	\$900.00	\$200.00

CONCRETE BEAM REPAIR, TYPE A / U

557040M	2022Q2	22119	SOMERSET	NHP-0078 (332)	7	\$245	\$1,500	\$600	\$50.00
		22119	SOMERSET	NHP-0078 (332)	16	\$245	\$1,500	\$900	\$50.00

New Jersey Department of Transportation  
Jan 2022 - Dec 2022  
12:15 Tuesday, January 3, 2023 80

HISTORICAL BID PRICE LISTING  
BY REGION

REGION: C

CALENDAR QUARTER	CONTRACT NUMBER	COUNTY	PROJECT	BID QUANTITY	AWARD PRICE	SECOND BIDDER	THIRD BIDDER
------------------	-----------------	--------	---------	--------------	-------------	---------------	--------------

PAY ITEM	QUARTER	NUMBER	LOCATION	DESCRIPTION	QUANTITY	PRICE	BIDDER	BIDDER	ESTIMATE
12" REINFORCED CONCRETE PIPE / LF									
601120P	2022Q2	22112	MERCER	NHP-0029 (329)	2	\$160	\$800	\$1,500	\$240.00
		22107	OCEAN	NHP-0009 (328)	14	\$80.00	\$120.00	\$160.00	\$113.00
15" REINFORCED CONCRETE PIPE / LF									
601122P	2022Q2	22121	MONMOUTH	NHP-1015 (350)	20	\$70.00	\$180.00	\$82.00	\$100.00
		22112	MERCER	NHP-0029 (329)	3,093	\$165.00	\$190.00	\$135.00	\$100.00
		22120	MIDDLESEX	NHP-0018 (309)	15,187	\$87.50	\$120.00	\$200.00	\$65.00
		22107	OCEAN	NHP-0009 (328)	22,011	\$80.75	\$120.00	\$175.00	\$73.00
18" REINFORCED CONCRETE PIPE / LF									
601124P	2022Q2	22121	MONMOUTH	NHP-1015 (350)	40	\$70.00	\$210.00	\$82.00	\$150.00
		22112	MERCER	NHP-0029 (329)	657	\$175.00	\$230.00	\$185.00	\$135.00
		22120	MIDDLESEX	NHP-0018 (309)	4,374	\$98.75	\$130.00	\$210.00	\$70.00
		22107	OCEAN	NHP-0009 (328)	5,847	\$89.50	\$130.00	\$185.00	\$90.00
21" REINFORCED CONCRETE PIPE / LF									
601126P	2022Q2	22120	MIDDLESEX	NHP-0018 (309)	575	\$100.75	\$135.00	\$240.00	\$85.00
24" REINFORCED CONCRETE PIPE / LF									
601128P	2022Q2	22112	MERCER	NHP-0029 (329)	88	\$400.00	\$340.00	\$275.00	\$175.00
		22120	MIDDLESEX	NHP-0018 (309)	2,321	\$138.75	\$150.00	\$260.00	\$100.00
		22107	OCEAN	NHP-0009 (328)	3,903	\$113.00	\$155.00	\$195.00	\$100.00
30" REINFORCED CONCRETE PIPE / LF									
601132P	2022Q2	22120	MIDDLESEX	NHP-0018 (309)	97	\$143.50	\$225.00	\$370.00	\$111.00
		22107	OCEAN	NHP-0009 (328)	749	\$145.50	\$210.00	\$260.00	\$120.00
36" REINFORCED CONCRETE PIPE / LF									
601134P	2022Q2	22120	MIDDLESEX	NHP-0018 (309)	1,109	\$240.50	\$250.00	\$400.00	\$140.00

New Jersey Department of Transportation  
Jan 2022 - Dec 2022

12:15 Tuesday, January 3, 2023 81

HISTORICAL BID PRICE LISTING  
BY REGION

REGION: C

PAY ITEM	CALENDAR QUARTER	CONTRACT NUMBER	COUNTY LOCATION	PROJECT DESCRIPTION	BID QUANTITY	AWARD PRICE	SECOND BIDDER	THIRD BIDDER	ESTIMATE
42" REINFORCED CONCRETE PIPE / LF									

601136P	2022Q2	22107	OCEAN	NHP-0009(328)	12	\$294	\$360	\$1,100	\$240.00
		22112	MERCER	NHP-0029(329)	87	\$500.00	\$465.00	\$500.00	\$195.00

-----  
 48" REINFORCED CONCRETE PIPE / LF

601138P	2022Q2	22112	MERCER	NHP-0029(329)	3	\$600	\$1,000	\$2,500	\$250.00
---------	--------	-------	--------	---------------	---	-------	---------	---------	----------

-----  
 15" REINFORCED CONCRETE PIPE, CLASS V / LF

601194P	2022Q2	22120	MIDDLESEX	NHP-0018 (309)	2,380	\$94.50	\$135.00	\$210.00	\$107.00
---------	--------	-------	-----------	----------------	-------	---------	----------	----------	----------

-----  
 18" REINFORCED CONCRETE PIPE, CLASS V / LF

601196P	2022Q2	22120	MIDDLESEX	NHP-0018 (309)	353	\$97.75	\$145.00	\$270.00	\$80.00
---------	--------	-------	-----------	----------------	-----	---------	----------	----------	---------

New Jersey Department of Transportation  
 Jan 2022 - Dec 2022

12:15 Tuesday, January 3, 2023 82

HISTORICAL BID PRICE LISTING  
 BY REGION

REGION: C

PAY ITEM	CALENDAR QUARTER	CONTRACT NUMBER	COUNTY LOCATION	PROJECT DESCRIPTION	BID QUANTITY	AWARD PRICE	SECOND BIDDER	THIRD BIDDER	ESTIMATE
30" REINFORCED CONCRETE PIPE, CLASS V / LF									

601204P	2022Q2	22120	MIDDLESEX	NHP-0018 (309)	20	\$295.00	\$300.00	\$450.00	\$180.00
---------	--------	-------	-----------	----------------	----	----------	----------	----------	----------

-----  
 15" HIGH DENSITY POLYETHYLENE PIPE / LF

601248P	2022Q2	22112	MERCER	NHP-0029(329)	416	\$150.00	\$200.00	\$125.00	\$108.00
---------	--------	-------	--------	---------------	-----	----------	----------	----------	----------

-----  
 18" HIGH DENSITY POLYETHYLENE PIPE / LF

601250P	2022Q2	22112	MERCER	NHP-0029(329)	4	\$200	\$550	\$1,500	\$130.00
---------	--------	-------	--------	---------------	---	-------	-------	---------	----------

New Jersey Department of Transportation  
 Jan 2022 - Dec 2022

12:15 Tuesday, January 3, 2023 83

HISTORICAL BID PRICE LISTING  
 BY REGION

REGION: C

PAY ITEM	CALENDAR QUARTER	CONTRACT NUMBER	COUNTY LOCATION	PROJECT DESCRIPTION	BID QUANTITY	AWARD PRICE	SECOND BIDDER	THIRD BIDDER	ESTIMATE
15" REINFORCED CONCRETE END SECTION / U									

601370M	2022Q2	22120	MIDDLESEX	NHP-0018 (309)	2	\$2,150	\$2,500	\$4,500	\$1,200
---------	--------	-------	-----------	----------------	---	---------	---------	---------	---------

18" REINFORCED CONCRETE END SECTION / U

601372M                    2022Q2 22120                    MIDDLESEX    NHP-0018 (309)                    1                    \$2,260                    \$2,500                    \$5,000                    \$1,400

New Jersey Department of Transportation                    12:15 Tuesday, January 3, 2023 84  
Jan 2022 - Dec 2022

HISTORICAL BID PRICE LISTING  
BY REGION

REGION: C

PAY ITEM	CALENDAR QUARTER	CONTRACT NUMBER	COUNTY LOCATION	PROJECT DESCRIPTION	BID QUANTITY	AWARD PRICE	SECOND BIDDER	THIRD BIDDER	ESTIMATE
SUBBASE OUTLET DRAIN / LF									
601404P	2022Q2	22119	SOMERSET	NHP-0078 (332)	30	\$43.00	\$75.00	\$54.00	\$60.00
		22119	SOMERSET	NHP-0078 (332)	30	\$43.00	\$75.00	\$54.00	\$60.00
		22120	MIDDLESEX	NHP-0018 (309)	132	\$76.49	\$50.00	\$70.00	\$33.00

8" CORRUGATED STEEL UNDERDRAIN PIPE / LF

601410P                    2022Q2 22121                    MONMOUTH    NHP-1015 (350)                    155                    \$70.00                    \$80.00                    \$82.00                    \$75.00

UNDERDRAIN, TYPE X / LF

601417P                    2022Q2 22120                    MIDDLESEX    NHP-0018 (309)                    17,881                    \$41.50                    \$35.00                    \$60.00                    \$32.00

8" PERFORATED HD POLYETHYLENE PIPE / LF

601419P                    2022Q2 22112                    MERCER        NHP-0029 (329)                    776                    \$55.00                    \$57.00                    \$45.00                    \$50.00

New Jersey Department of Transportation                    12:15 Tuesday, January 3, 2023 85  
Jan 2022 - Dec 2022

HISTORICAL BID PRICE LISTING  
BY REGION

REGION: C

PAY ITEM	CALENDAR QUARTER	CONTRACT NUMBER	COUNTY LOCATION	PROJECT DESCRIPTION	BID QUANTITY	AWARD PRICE	SECOND BIDDER	THIRD BIDDER	ESTIMATE
14" X 23" REINFORCED CONCRETE ELLIPTICAL / LF									
601596P	2022Q2	22120	MIDDLESEX	NHP-0018 (309)	159	\$155.00	\$300.00	\$420.00	\$125.00

New Jersey Department of Transportation                    12:15 Tuesday, January 3, 2023 86  
Jan 2022 - Dec 2022

HISTORICAL BID PRICE LISTING  
BY REGION

REGION: C



PAY ITEM	CALENDAR QUARTER	CONTRACT NUMBER	COUNTY LOCATION	PROJECT DESCRIPTION	BID QUANTITY	AWARD PRICE	SECOND BIDDER	THIRD BIDDER	ESTIMATE
29" X 45" REINFORCED CONCRETE ELLIPTICAL / LF									
601606P	2022Q2	22120	MIDDLESEX	NHP-0018 (309)	505	\$344.50	\$400.00	\$650.00	\$275.00
38" X 60" REINFORCED CONCRETE ELLIPTICAL / LF									
601612P	2022Q2	22120	MIDDLESEX	NHP-0018 (309)	257	\$531.00	\$575.00	\$950.00	\$300.00
14" X 23" REINFORCED CONCRETE ELLIPTICAL / LF									
601630P	2022Q2	22107	OCEAN	NHP-0009(328)	601	\$127.00	\$160.00	\$240.00	\$150.00
CLEANING EXISTING PIPE, 12" TO 24" DIAME / LF									
601670M	2022Q1	22404	MIDDLESEX	STATE	1,000	\$6.50	\$6.00	\$2.00	\$5.00
		22405	MONMOUTH	STATE	1,000	\$5.50	\$8.40	\$5.00	\$5.00
	2022Q2	22107	OCEAN	NHP-0009(328)	500	\$17.25	\$20.00	\$9.00	\$13.00
		22112	MERCER	NHP-0029(329)	725	\$9.50	\$10.00	\$20.00	\$13.50
		22131	OCEAN	STBGP-D00S(595)	1,000	\$6.25	\$13.00		\$35.00
		22120	MIDDLESEX	NHP-0018 (309)	2,568	\$9.46	\$9.00	\$9.00	\$7.00
	2022Q3	22146	HUNTERDON	0078(334)	100	\$5.00	\$12.35	\$45.00	\$15.00
CLEANING EXISTING PIPE, OVER 24" TO 48" / LF									
601672M	2022Q2	22120	MIDDLESEX	NHP-0018 (309)	758	\$15.77	\$20.00	\$18.00	\$8.00
	2022Q3	22146	HUNTERDON	0078(334)	100	\$5.00	\$19.45	\$45.00	\$25.00
16" DUCTILE IRON PIPE / LF									
601680M	2022Q2	22107	OCEAN	NHP-0009(328)	962	\$175.00	\$300.00	\$260.00	\$120.00
18" DUCTILE IRON PIPE / LF									
601681M	2022Q2	22120	MIDDLESEX	NHP-0018 (309)	75	\$196.25	\$650.00	\$400.00	\$125.00
New Jersey Department of Transportation Jan 2022 - Dec 2022							12:15 Tuesday, January 3, 2023 87		
HISTORICAL BID PRICE LISTING BY REGION									
REGION: C									
PAY ITEM	CALENDAR QUARTER	CONTRACT NUMBER	COUNTY LOCATION	PROJECT DESCRIPTION	BID QUANTITY	AWARD PRICE	SECOND BIDDER	THIRD BIDDER	ESTIMATE
14" DUCTILE IRON PIPE / LF									

601685M	2022Q2	22120	MIDDLESEX	NHP-0018 (309)	39	\$167.25	\$425.00	\$375.00	\$125.00
		22121	MONMOUTH	NHP-1015(350)	60	\$45.00	\$400.00	\$120.00	\$180.00

New Jersey Department of Transportation  
Jan 2022 - Dec 2022

12:15 Tuesday, January 3, 2023 88

HISTORICAL BID PRICE LISTING  
BY REGION

REGION: C

PAY ITEM	CALENDAR QUARTER	CONTRACT NUMBER	COUNTY LOCATION	PROJECT DESCRIPTION	BID QUANTITY	AWARD PRICE	SECOND BIDDER	THIRD BIDDER	ESTIMATE
CURED-IN-PLACE PIPE, 36" / LF									
601987M	2022Q2	22120	MIDDLESEX	NHP-0018 (309)	229	\$474.61	\$900.00	\$390.00	\$350.00

New Jersey Department of Transportation  
Jan 2022 - Dec 2022

12:15 Tuesday, January 3, 2023 89

HISTORICAL BID PRICE LISTING  
BY REGION

REGION: C

PAY ITEM	CALENDAR QUARTER	CONTRACT NUMBER	COUNTY LOCATION	PROJECT DESCRIPTION	BID QUANTITY	AWARD PRICE	SECOND BIDDER	THIRD BIDDER	ESTIMATE
CONCRETE HEADWALL / CY									
602006P	2022Q2	22107	OCEAN	NHP-0009(328)	41	\$1,150	\$1,900	\$1,000	\$1,800
		22120	MIDDLESEX	NHP-0018 (309)	51	\$1,650	\$2,850	\$1,500	\$1,800

-----  
INLET, TYPE A / U

602009M	2022Q2	22112	MERCER	NHP-0029(329)	2	\$4,000	\$7,800	\$4,500	\$5,000
		22107	OCEAN	NHP-0009(328)	11	\$4,000	\$5,500	\$6,500	\$4,200

-----  
INLET, TYPE B / U

602012M	2022Q2	22113	SOMERSET	NHP-0022 (351)	1	\$7,000	\$5,100	\$9,750	\$5,600
		22121	MONMOUTH	NHP-1015(350)	1	\$4,000	\$6,000	\$6,500	\$5,500
		22112	MERCER	NHP-0029(329)	60	\$4,500	\$8,000	\$5,200	\$5,000
		22120	MIDDLESEX	NHP-0018 (309)	121	\$5,750	\$6,500	\$7,000	\$3,600
		22107	OCEAN	NHP-0009(328)	250	\$5,000	\$5,800	\$7,500	\$3,900

-----  
INLET, TYPE DOUBLE B / U

602013M	2022Q2	22107	OCEAN	NHP-0009(328)	6	\$7,250	\$12,000	\$10,000	\$7,600
		22112	MERCER	NHP-0029(329)	12	\$7,600	\$13,000	\$10,000	\$7,600
		22120	MIDDLESEX	NHP-0018 (309)	194	\$9,000	\$10,500	\$10,500	\$7,900

-----  
INLET, TYPE C / U

602015M	2022Q2	22107	OCEAN	NHP-0009(328)	1	\$5,000	\$5,900	\$4,000	\$6,300
-----									
INLET, TYPE E / U									
602018M	2022Q2	22113	SOMERSET	NHP-0022 (351)	1	\$7,000	\$5,200	\$9,915	\$6,200
		22118	MIDDLESEX	NHP- 0018 (308)	1	\$5,775	\$5,000	\$2,365	\$5,350
		22112	MERCER	NHP-0029(329)	3	\$7,200	\$10,000	\$5,200	\$5,400
		22120	MIDDLESEX	NHP-0018 (309)	6	\$7,000	\$6,500	\$7,500	\$3,400
		22107	OCEAN	NHP-0009(328)	37	\$5,000	\$5,950	\$7,500	\$4,120

New Jersey Department of Transportation  
Jan 2022 - Dec 2022

12:15 Tuesday, January 3, 2023 90

HISTORICAL BID PRICE LISTING  
BY REGION

REGION: C

PAY ITEM	CALENDAR QUARTER	CONTRACT NUMBER	COUNTY LOCATION	PROJECT DESCRIPTION	BID QUANTITY	AWARD PRICE	SECOND BIDDER	THIRD BIDDER	ESTIMATE
-----									
INLET, TYPE DOUBLE E / U									
602019M	2022Q2	22120	MIDDLESEX	NHP-0018 (309)	15	\$9,500	\$10,500	\$11,500	\$6,500
-----									
INLET, TYPE B-1 / U									
602024M	2022Q2	22120	MIDDLESEX	NHP-0018 (309)	1	\$8,500	\$11,000	\$5,300	\$5,400
		22107	OCEAN	NHP-0009(328)	11	\$6,750	\$7,500	\$9,500	\$6,400
-----									
INLET, TYPE B-2 / U									
602027M	2022Q2	22120	MIDDLESEX	NHP-0018 (309)	9	\$10,600	\$11,000	\$10,000	\$7,500
		22107	OCEAN	NHP-0009(328)	11	\$6,750	\$8,600	\$10,000	\$6,800
-----									
INLET, TYPE D-1 / U									
602030M	2022Q2	22120	MIDDLESEX	NHP-0018 (309)	45	\$5,000	\$6,500	\$7,250	\$4,200
-----									
STORM DRAIN MARKER / U									
602031M	2022Q1	22404	MIDDLESEX	STATE	4	\$75.00	\$52.00	\$100.00	\$35.00
		22405	MONMOUTH	STATE	9	\$50.00	\$105.50	\$55.00	\$35.00
-----									
INLET, TYPE D-2 / U									
602033M	2022Q2	22120	MIDDLESEX	NHP-0018 (309)	89	\$8,500	\$8,500	\$8,000	\$6,300
-----									
INLET, TYPE E-2 / U									
602039M	2022Q2	22120	MIDDLESEX	NHP-0018 (309)	1	\$8,500	\$12,500	\$5,750	\$6,200

22107	OCEAN	NHP-0009(328)	9	\$9,500	\$9,500	\$10,000	\$7,000
-------	-------	---------------	---	---------	---------	----------	---------

-----  
 MANHOLE, 4' DIAMETER / U

602054M	2022Q2	22120	MIDDLESEX	NHP-0018 (309)	9	\$6,750	\$7,500	\$7,500	\$4,300
---------	--------	-------	-----------	----------------	---	---------	---------	---------	---------

New Jersey Department of Transportation  
 Jan 2022 - Dec 2022  
 12:15 Tuesday, January 3, 2023 91

HISTORICAL BID PRICE LISTING  
 BY REGION

REGION: C

PAY ITEM	CALENDAR QUARTER	CONTRACT NUMBER	COUNTY LOCATION	PROJECT DESCRIPTION	BID QUANTITY	AWARD PRICE	SECOND BIDDER	THIRD BIDDER	ESTIMATE
----------	------------------	-----------------	-----------------	---------------------	--------------	-------------	---------------	--------------	----------

-----  
 MANHOLE, 4' DIAMETER / U

602054M	(cont)	22107	OCEAN	NHP-0009(328)	24	\$5,250	\$7,700	\$7,500	\$5,100
---------	--------	-------	-------	---------------	----	---------	---------	---------	---------

-----  
 MANHOLE, 5' DIAMETER / U

602057M	2022Q2	22112	MERCER	NHP-0029(329)	1	\$4,800	\$11,000	\$10,000	\$6,300
		22120	MIDDLESEX	NHP-0018 (309)	7	\$7,900	\$9,000	\$10,249	\$5,400
		22107	OCEAN	NHP-0009(328)	8	\$5,250	\$9,200	\$10,000	\$7,500

-----  
 MANHOLE, 8' DIAMETER / U

602058M	2022Q2	22107	OCEAN	NHP-0009(328)	2	\$20,000	\$25,000	\$25,000	\$16,000
---------	--------	-------	-------	---------------	---	----------	----------	----------	----------

-----  
 MANHOLE, 6' DIAMETER / U

602060M	2022Q2	22112	MERCER	NHP-0029(329)	1	\$18,000	\$24,000	\$18,000	\$7,200
		22120	MIDDLESEX	NHP-0018 (309)	2	\$10,000	\$17,500	\$16,000	\$7,500
		22107	OCEAN	NHP-0009(328)	3	\$9,000	\$10,000	\$13,000	\$7,700

-----  
 INLET CONVERTED TO MANHOLE / U

602096M	2022Q2	22107	OCEAN	NHP-0009(328)	3	\$2,000	\$4,000	\$3,500	\$2,500
		22112	MERCER	NHP-0029(329)	9	\$4,500	\$2,400	\$3,000	\$1,800

-----  
 MODIFIED INLET CONVERTED TO MANHOLE / U

602097M	2022Q2	22112	MERCER	NHP-0029(329)	3	\$6,500	\$27,000	\$3,000	\$5,200
---------	--------	-------	--------	---------------	---	---------	----------	---------	---------

-----  
 RESET EXISTING CASTING / U

602099M	2022Q1	22404	MIDDLESEX	STATE	25	\$50.00	\$50.00	\$25.00	\$825.00
	2022Q2	22113	SOMERSET	NHP-0022 (351)	10	\$1,000	\$550	\$750	\$1,000

HISTORICAL BID PRICE LISTING  
BY REGION

REGION: C

PAY ITEM	CALENDAR QUARTER	CONTRACT NUMBER	COUNTY LOCATION	PROJECT DESCRIPTION	BID QUANTITY	AWARD PRICE	SECOND BIDDER	THIRD BIDDER	ESTIMATE
RESET EXISTING CASTING / U									
602099M	(cont)	22131	OCEAN	STBGP-D00S (595)	11	\$750.00	\$900.00		\$750.00
		22120	MIDDLESEX	NHP-0018 (309)	781	\$0.01	\$0.01	\$50.00	\$600.00
	2022Q3	22144	OCEAN	NHP-0072 (311)	4	\$700	\$1,000		\$429.00
		22146	HUNTERDON	0078 (334)	10	\$600	\$1,050	\$750	\$800.00
		22147	OCEAN	NHP-0009 (331)	15	\$2,800			\$320.00
	2022Q4	22155	SOMERSET	NHPP-0206 (335)	40	\$2,366			\$310.00

HISTORICAL BID PRICE LISTING  
BY REGION

REGION: C

PAY ITEM	CALENDAR QUARTER	CONTRACT NUMBER	COUNTY LOCATION	PROJECT DESCRIPTION	BID QUANTITY	AWARD PRICE	SECOND BIDDER	THIRD BIDDER	ESTIMATE
SET INLET TYPE A, CASTING / U									
602102M	2022Q1	22404	MIDDLESEX	STATE	5	\$1,286	\$1,000	\$500	\$1,000
		22405	MONMOUTH	STATE	9	\$1,155	\$1,150	\$1,150	\$1,000
		22404	MIDDLESEX	STATE	20	\$50.00	\$50.00	\$25.00	\$825.00
-----									
SET INLET TYPE B, CASTING / U									
602105M	2022Q1	22404	MIDDLESEX	STATE	20	\$50.00	\$50.00	\$25.00	\$1,430
		22404	MIDDLESEX	STATE	40	\$1,391	\$1,350	\$500	\$1,500
		22405	MONMOUTH	STATE	123	\$1,470	\$1,450	\$1,750	\$1,500
	2022Q2	22112	MERCER	NHP-0029 (329)	2	\$1,400	\$2,000	\$2,000	\$1,500
		22107	OCEAN	NHP-0009 (328)	40	\$1,850	\$1,200	\$2,000	\$800.00
	2022Q3	22150	MONMOUTH	NHP-0035 (334)	1	\$5,638			\$1,830
-----									
SET INLET TYPE E, CASTING / U									
602108M	2022Q1	22405	MONMOUTH	STATE	6	\$1,575	\$1,600	\$1,800	\$1,700
		22404	MIDDLESEX	STATE	11	\$1,470	\$1,500	\$500	\$1,700
		22404	MIDDLESEX	STATE	20	\$50.00	\$50.00	\$25.00	\$1,760
	2022Q2	22112	MERCER	NHP-0029 (329)	1	\$1,500	\$2,200	\$2,000	\$1,600

22121	MONMOUTH	NHP-1015 (350)	1	\$2,500	\$500	\$2,300	\$1,500
22107	OCEAN	NHP-0009 (328)	10	\$1,950	\$1,200	\$2,000	\$812.00

-----  
SET INLET TYPE ES, CASTING / U

602111M	2022Q1	22404	MIDDLESEX	STATE	5	\$50.00	\$50.00	\$25.00	\$2,310
		22405	MONMOUTH	STATE	10	\$3,570	\$3,600	\$3,875	\$2,000

-----  
SET MANHOLE CASTING / U

602114M	2022Q1	22404	MIDDLESEX	STATE	10	\$50.00	\$50.00	\$25.00	\$990.00
		22404	MIDDLESEX	STATE	33	\$865	\$1,150	\$500	\$1,100

New Jersey Department of Transportation  
Jan 2022 - Dec 2022

12:15 Tuesday, January 3, 2023 94

HISTORICAL BID PRICE LISTING  
BY REGION

REGION: C

PAY ITEM	CALENDAR QUARTER	CONTRACT NUMBER	COUNTY LOCATION	PROJECT DESCRIPTION	BID QUANTITY	AWARD PRICE	SECOND BIDDER	THIRD BIDDER	ESTIMATE
-----	-----	-----	-----	-----	-----	-----	-----	-----	-----

SET MANHOLE CASTING / U

602114M	(cont)	22405	MONMOUTH	STATE	67	\$850	\$1,100	\$1,050	\$1,000
	2022Q2	22107	OCEAN	NHP-0009 (328)	11	\$1,135	\$1,200	\$1,500	\$680.00

-----  
SET SQUARE FRAMED MANHOLE CASTING, CIRCU / U

602117M	2022Q1	22404	MIDDLESEX	STATE	18	\$2,375	\$2,300	\$500	\$2,000
		22405	MONMOUTH	STATE	29	\$2,506	\$2,500	\$2,250	\$2,000

-----  
RECONSTRUCTED INLET, TYPE A, USING EXIST / U

602120M	2022Q1	22404	MIDDLESEX	STATE	5	\$50.00	\$50.00	\$25.00	\$800.00
---------	--------	-------	-----------	-------	---	---------	---------	---------	----------

-----  
RECONSTRUCTED INLET, TYPE B, USING EXIST / U

602123M	2022Q1	22404	MIDDLESEX	STATE	5	\$50.00	\$50.00	\$25.00	\$1,000
	2022Q2	22131	OCEAN	STBGP-D00S (595)	5	\$2,100	\$3,200		\$1,400

-----  
RECONSTRUCTED INLET, TYPE E, USING EXIST / U

602129M	2022Q1	22404	MIDDLESEX	STATE	5	\$50.00	\$50.00	\$25.00	\$1,600
---------	--------	-------	-----------	-------	---	---------	---------	---------	---------

-----  
RECONSTRUCTED INLET, TYPE D-1, USING EXI / U

602138M	2022Q3	22146	HUNTERDON	0078 (334)	4	\$1,300	\$4,500	\$1,500	\$6,000
---------	--------	-------	-----------	------------	---	---------	---------	---------	---------

-----  
 RECONSTRUCTED INLET, TYPE D-2, USING EXI / U

602141M	2022Q3	22146	HUNTERDON	0078 (334)	4	\$1,300	\$5,000	\$1,500	\$6,000
---------	--------	-------	-----------	------------	---	---------	---------	---------	---------

-----  
 RECONSTRUCTED INLET, TYPE A, USING NEW C / U

602150M	2022Q1	22405	MONMOUTH	STATE	2	\$1,680	\$1,700	\$1,525	\$1,600
---------	--------	-------	----------	-------	---	---------	---------	---------	---------

New Jersey Department of Transportation  
 Jan 2022 - Dec 2022  
 12:15 Tuesday, January 3, 2023 95

HISTORICAL BID PRICE LISTING  
 BY REGION

REGION: C

PAY ITEM	CALENDAR QUARTER	CONTRACT NUMBER	COUNTY LOCATION	PROJECT DESCRIPTION	BID QUANTITY	AWARD PRICE	SECOND BIDDER	THIRD BIDDER	ESTIMATE
----------	------------------	-----------------	-----------------	---------------------	--------------	-------------	---------------	--------------	----------

-----  
 RECONSTRUCTED INLET, TYPE A, USING NEW C / U

602150M	(cont)	22404	MIDDLESEX	STATE	3	\$1,916	\$1,100	\$1,200	\$1,600
		22404	MIDDLESEX	STATE	10	\$50.00	\$50.00	\$25.00	\$1,100
	2022Q2	22107	OCEAN	NHP-0009 (328)	3	\$1,525	\$3,200	\$5,000	\$1,437

-----  
 RECONSTRUCTED INLET, TYPE B, USING NEW C / U

602153M	2022Q1	22404	MIDDLESEX	STATE	20	\$50.00	\$50.00	\$25.00	\$1,600
		22404	MIDDLESEX	STATE	28	\$2,310	\$1,600	\$1,750	\$2,000
		22405	MONMOUTH	STATE	50	\$2,100	\$2,100	\$1,925	\$2,000
	2022Q2	22119	SOMERSET	NHP-0078 (332)	1	\$2,750	\$4,500	\$2,955	\$3,500
		22107	OCEAN	NHP-0009 (328)	27	\$1,865	\$3,200	\$4,800	\$890.00
		22120	MIDDLESEX	NHP-0018 (309)	40	\$2,000	\$1,500	\$4,000	\$2,700
	2022Q3	22146	HUNTERDON	0078 (334)	2	\$2,000	\$3,500	\$2,050	\$8,000

-----  
 RECONSTRUCTED INLET, TYPE B MODIFIED, US / U

602155M	2022Q1	22404	MIDDLESEX	STATE	1	\$3,990	\$1,600	\$1,000	\$2,400
		22405	MONMOUTH	STATE	1	\$2,100	\$2,100	\$1,925	\$2,500

-----  
 RECONSTRUCTED INLET, TYPE E, USING NEW C / U

602159M	2022Q1	22404	MIDDLESEX	STATE	6	\$2,363	\$1,700	\$1,750	\$2,200
		22404	MIDDLESEX	STATE	10	\$50.00	\$50.00	\$25.00	\$1,650
		22405	MONMOUTH	STATE	11	\$2,205	\$2,200	\$2,000	\$2,200
	2022Q2	22107	OCEAN	NHP-0009 (328)	6	\$2,000	\$3,250	\$4,500	\$900.00
		22120	MIDDLESEX	NHP-0018 (309)	10	\$2,250	\$1,500	\$4,000	\$2,500
	2022Q3	22146	HUNTERDON	0078 (334)	3	\$2,000	\$3,500	\$2,075	\$9,000

-----  
 RECONSTRUCTED INLET, TYPE ES, USING NEW / U

602160M	2022Q1	22405	MONMOUTH	STATE	4	\$4,410	\$4,450	\$4,050	\$4,500
---------	--------	-------	----------	-------	---	---------	---------	---------	---------

New Jersey Department of Transportation  
 Jan 2022 - Dec 2022

12:15 Tuesday, January 3, 2023 96

HISTORICAL BID PRICE LISTING  
 BY REGION

REGION: C

PAY ITEM	CALENDAR QUARTER	CONTRACT NUMBER	COUNTY LOCATION	PROJECT DESCRIPTION	BID QUANTITY	AWARD PRICE	SECOND BIDDER	THIRD BIDDER	ESTIMATE
-----	-----	-----	-----	-----	-----	-----	-----	-----	-----

RECONSTRUCTED MANHOLE, USING EXISTING CA / U

602180M	2022Q1	22404	MIDDLESEX	STATE	5	\$50.00	\$50.00	\$25.00	\$2,200
	2022Q2	22107	OCEAN	NHP-0009 (328)	2	\$775	\$2,600	\$4,500	\$1,160

-----  
 RECONSTRUCTED MANHOLE, USING NEW CASTING / U

602183M	2022Q1	22404	MIDDLESEX	STATE	5	\$50.00	\$50.00	\$25.00	\$1,540
	2022Q2	22107	OCEAN	NHP-0009 (328)	7	\$1,300	\$3,200	\$4,000	\$1,500
		22120	MIDDLESEX	NHP-0018 (309)	10	\$1,250	\$1,200	\$3,600	\$2,000

New Jersey Department of Transportation  
 Jan 2022 - Dec 2022

12:15 Tuesday, January 3, 2023 97

HISTORICAL BID PRICE LISTING  
 BY REGION

REGION: C

PAY ITEM	CALENDAR QUARTER	CONTRACT NUMBER	COUNTY LOCATION	PROJECT DESCRIPTION	BID QUANTITY	AWARD PRICE	SECOND BIDDER	THIRD BIDDER	ESTIMATE
-----	-----	-----	-----	-----	-----	-----	-----	-----	-----

BICYCLE SAFE GRATE / U

602210M	2022Q1	22404	MIDDLESEX	STATE	4	\$500.00	\$500.00	\$350.00	\$400.00
		22405	MONMOUTH	STATE	5	\$470.00	\$250.00	\$350.00	\$400.00
		22404	MIDDLESEX	STATE	100	\$50.00	\$300.00	\$25.00	\$275.00
	2022Q2	22108	MERCER	NHP-0029 (327)	1	\$875	\$625	\$2,000	\$816.00
		22119	SOMERSET	NHP-0078 (332)	5	\$610.00	\$500.00	\$617.00	\$400.00
		22113	SOMERSET	NHP-0022 (351)	10	\$1,000	\$368	\$400	\$380.00
		22120	MIDDLESEX	NHP-0018 (309)	22	\$375	\$650	\$1,000	\$400.00

-----  
 CURB PIECE / U

602213M	2022Q1	22404	MIDDLESEX	STATE	9	\$405.00	\$400.00	\$350.00	\$450.00
		22405	MONMOUTH	STATE	9	\$370.00	\$175.00	\$525.00	\$450.00
		22404	MIDDLESEX	STATE	125	\$50.00	\$300.00	\$25.00	\$275.00



2022Q2	22116	MERCER	CRRSAA-FLEX-0027 (304	2	\$700.00	\$350.00	\$220.00	\$800.00
	22108	MERCER	NHP-0029 (327)	8	\$73	\$550	\$2,000	\$661.00
	22113	SOMERSET	NHP-0022 (351)	10	\$1,000	\$345	\$390	\$650.00
	22131	OCEAN	STBGP-D00S (595)	24	\$600.00	\$900.00		\$700.00
	22120	MIDDLESEX	NHP-0018 (309)	52	\$550.00	\$650.00	\$900.00	\$500.00
2022Q3	22146	HUNTERDON	0078 (334)	6	\$350	\$1,000	\$595	\$500.00
	22147	OCEAN	NHP-0009 (331)	10	\$1,500			\$350.00

-----  
CLEANING DRAINAGE STRUCTURE / U

602216M	2022Q1	22405	MONMOUTH	STATE	4	\$1,500	\$525	\$500	\$375.00
		22404	MIDDLESEX	STATE	6	\$1,500	\$250	\$200	\$375.00
		22404	MIDDLESEX	STATE	50	\$50.00	\$50.00	\$25.00	\$375.00
	2022Q2	22107	OCEAN	NHP-0009 (328)	8	\$550	\$1,400	\$440	\$350.00
		22112	MERCER	NHP-0029 (329)	12	\$330.00	\$350.00	\$650.00	\$330.00
		22131	OCEAN	STBGP-D00S (595)	25	\$550.00	\$525.00		\$400.00
		22120	MIDDLESEX	NHP-0018 (309)	34	\$275.00	\$400.00	\$300.00	\$300.00
	2022Q3	22147	OCEAN	NHP-0009 (331)	10	\$1,398			\$320.00

New Jersey Department of Transportation  
Jan 2022 - Dec 2022

12:15 Tuesday, January 3, 2023 98

HISTORICAL BID PRICE LISTING  
BY REGION

REGION: C

PAY ITEM	CALENDAR QUARTER	CONTRACT NUMBER	COUNTY LOCATION	PROJECT DESCRIPTION	BID QUANTITY	AWARD PRICE	SECOND BIDDER	THIRD BIDDER	ESTIMATE
-----									
OUTLET CONTROL STRUCTURE / U									
602223M	2022Q2	22107	OCEAN	NHP-0009 (328)	4	\$20,000	\$13,000	\$35,000	\$12,000
		22120	MIDDLESEX	NHP-0018 (309)	4	\$29,000	\$20,000	\$22,000	\$25,000

-----  
JUNCTION CHAMBER / U

602226M	2022Q2	22112	MERCER	NHP-0029 (329)	11	\$15,000	\$20,000	\$20,000	\$6,800
		22120	MIDDLESEX	NHP-0018 (309)	64	\$25,000	\$15,000	\$18,000	\$16,000

-----  
MANUFACTURED TREATMENT DEVICE / U

602229M	2022Q2	22112	MERCER	NHP-0029 (329)	3	\$25,000	\$31,000	\$25,000	\$62,600
		22120	MIDDLESEX	NHP-0018 (309)	4	\$127,500	\$75,000	\$65,000	\$40,000

-----  
SPECIAL DRAINAGE STRUCTURE / U

602235M	2022Q2	22112	MERCER	NHP-0029 (329)	1	\$29,000	\$40,000	\$30,000	\$28,000
		22112	MERCER	NHP-0029 (329)	2	\$15,000	\$18,000	\$20,000	\$15,500
		22112	MERCER	NHP-0029 (329)	4	\$13,000	\$17,000	\$20,000	\$15,000
		22112	MERCER	NHP-0029 (329)	5	\$13,000	\$24,000	\$20,000	\$17,200

-----  
INLET, NON-STANDARD / U

602290M	2022Q2	22107	OCEAN	NHP-0009(328)	7	\$17,500	\$14,000	\$25,000	\$6,000
---------	--------	-------	-------	---------------	---	----------	----------	----------	---------

-----  
18" TIDE CONTROL CHECK VALVE, INLINE / U

602291M	2022Q2	22112	MERCER	NHP-0029(329)	2	\$8,000	\$5,600	\$6,500	\$9,800
---------	--------	-------	--------	---------------	---	---------	---------	---------	---------

-----  
24" TIDE CONTROL CHECK VALVE, INLINE / U

602292M	2022Q2	22112	MERCER	NHP-0029(329)	2	\$8,500	\$9,300	\$7,000	\$13,000
---------	--------	-------	--------	---------------	---	---------	---------	---------	----------

-----  
30" TIDE CONTROL CHECK VALVE, INLINE / U

602293M	2022Q2	22112	MERCER	NHP-0029(329)	1	\$16,000	\$11,700	\$8,500	\$16,300
---------	--------	-------	--------	---------------	---	----------	----------	---------	----------

New Jersey Department of Transportation  
Jan 2022 - Dec 2022

12:15 Tuesday, January 3, 2023 99

HISTORICAL BID PRICE LISTING  
BY REGION

REGION: C

PAY ITEM	CALENDAR QUARTER	CONTRACT NUMBER	COUNTY LOCATION	PROJECT DESCRIPTION	BID QUANTITY	AWARD PRICE	SECOND BIDDER	THIRD BIDDER	ESTIMATE
----------	---------------------	--------------------	--------------------	------------------------	-----------------	----------------	------------------	-----------------	----------

-----  
36" TIDE CONTROL CHECK VALVE, INLINE / U

602294M	2022Q2	22112	MERCER	NHP-0029(329)	1	\$17,000	\$18,000	\$10,000	\$19,500
---------	--------	-------	--------	---------------	---	----------	----------	----------	----------

-----  
42" TIDE CONTROL CHECK VALVE, INLINE / U

602295M	2022Q2	22112	MERCER	NHP-0029(329)	2	\$21,000	\$20,000	\$14,000	\$22,800
---------	--------	-------	--------	---------------	---	----------	----------	----------	----------

New Jersey Department of Transportation  
Jan 2022 - Dec 2022

12:15 Tuesday, January 3, 2023 100

HISTORICAL BID PRICE LISTING  
BY REGION

REGION: C

PAY ITEM	CALENDAR QUARTER	CONTRACT NUMBER	COUNTY LOCATION	PROJECT DESCRIPTION	BID QUANTITY	AWARD PRICE	SECOND BIDDER	THIRD BIDDER	ESTIMATE
----------	---------------------	--------------------	--------------------	------------------------	-----------------	----------------	------------------	-----------------	----------

-----  
15" TIDE CONTROL CHECK VALVE, INLINE / U

602307M	2022Q2	22112	MERCER	NHP-0029(329)	3	\$6,220	\$6,000	\$5,000	\$8,200
---------	--------	-------	--------	---------------	---	---------	---------	---------	---------

-----

48" TIDE CONTROL CHECK VALVE, INLINE / U

602316M	2022Q2	22112	MERCER	NHP-0029(329)	2	\$42,000	\$23,000	\$20,000	\$26,000
---------	--------	-------	--------	---------------	---	----------	----------	----------	----------

TIDAL CHECK VALVE, SIZE 15" / U

602344M	2022Q2	22112	MERCER	NHP-0029(329)	1	\$13,000	\$6,500	\$5,000	\$8,200
---------	--------	-------	--------	---------------	---	----------	---------	---------	---------

TIDAL CHECK VALVE, SIZE 18" / U

602345M	2022Q2	22112	MERCER	NHP-0029(329)	1	\$14,000	\$7,500	\$6,500	\$9,800
---------	--------	-------	--------	---------------	---	----------	---------	---------	---------

New Jersey Department of Transportation  
Jan 2022 - Dec 2022

12:15 Tuesday, January 3, 2023 101

HISTORICAL BID PRICE LISTING  
BY REGION

REGION: C

PAY ITEM	CALENDAR QUARTER	CONTRACT NUMBER	COUNTY LOCATION	PROJECT DESCRIPTION	BID QUANTITY	AWARD PRICE	SECOND BIDDER	THIRD BIDDER	ESTIMATE
RIPRAP STONE SLOPE PROTECTION,_"THICK / SY									
603017P	2022Q2	22121	MONMOUTH	NHP-1015(350)	70	\$40.00	\$60.00	\$100.00	\$150.00
		22107	OCEAN	NHP-0009(328)	129	\$55.00	\$40.00	\$200.00	\$70.00
		22112	MERCER	NHP-0029(329)	1,391	\$230.00	\$325.00	\$265.00	\$250.00

RIPRAP STONE CHANNEL PROTECTION, 12" THI / SY

603036P	2022Q2	22107	OCEAN	NHP-0009(328)	58	\$100.00	\$80.00	\$325.00	\$110.00
		22120	MIDDLESEX	NHP-0018(309)	963	\$50.00	\$125.00	\$85.00	\$69.00

DRAPED ROCKFALL MESH / SY

603062P	2022Q2	22119	SOMERSET	NHP-0078(332)	2,613	\$125.00	\$150.00	\$200.00	\$150.00
---------	--------	-------	----------	---------------	-------	----------	----------	----------	----------

New Jersey Department of Transportation  
Jan 2022 - Dec 2022

12:15 Tuesday, January 3, 2023 102

HISTORICAL BID PRICE LISTING  
BY REGION

REGION: C

PAY ITEM	CALENDAR QUARTER	CONTRACT NUMBER	COUNTY LOCATION	PROJECT DESCRIPTION	BID QUANTITY	AWARD PRICE	SECOND BIDDER	THIRD BIDDER	ESTIMATE
GABION WALL / CY									
604003P	2022Q2	22121	MONMOUTH	NHP-1015(350)	3	\$1,500	\$1,500	\$1,200	\$1,500
		22107	OCEAN	NHP-0009(328)	371	\$650.00	\$270.00	\$360.00	\$450.00

GABION CHANNEL LINING / CY

604012P                    2022Q2 22107                    OCEAN                    NHP-0009(328)                    38                    \$475.00                    \$400.00                    \$550.00                    \$240.00

New Jersey Department of Transportation  
Jan 2022 - Dec 2022

12:15 Tuesday, January 3, 2023 103

HISTORICAL BID PRICE LISTING  
BY REGION

REGION: C

PAY ITEM	CALENDAR QUARTER	CONTRACT NUMBER	COUNTY LOCATION	PROJECT DESCRIPTION	BID QUANTITY	AWARD PRICE	SECOND BIDDER	THIRD BIDDER	ESTIMATE
-----									
CHAIN-LINK FENCE, ALUMINUM-COATED STEEL, / LF									
605009P	2022Q2	22119	SOMERSET	NHP-0078(332)	320	\$76.00	\$40.00	\$76.00	\$50.00
		22462	MONMOUTH	STATE	3,000	\$65.00	\$94.75		\$75.00
-----									
POST AND RAIL FENCE / LF									
605010P	2022Q2	22107	OCEAN	NHP-0009(328)	2,311	\$28.00	\$80.00	\$68.00	\$42.00
-----									
CHAIN-LINK FENCE, PVC-COATED STEEL, 6' H / LF									
605027P	2022Q2	22462	MONMOUTH	STATE	1,400	\$65.00	\$99.25		\$79.00
-----									
CHAIN-LINK FENCE, 7' HIGH / LF									
605048P	2022Q2	22131	OCEAN	STBGP-D00S(595)	99	\$73.00	\$115.00		\$40.00
-----									
GATE, CHAIN-LINK FENCE, ALUMINUM COATED / U									
605060M	2022Q2	22462	MONMOUTH	STATE	3	\$0.01	\$555.00		\$350.00
-----									
GATE, CHAIN-LINK FENCE, ALUMINUM COATED / U									
605066M	2022Q2	22462	MONMOUTH	STATE	3	\$0	\$1,099		\$400.00
-----									
GATE, CHAIN-LINK FENCE, ALUMINUM COATED / U									
605069M	2022Q2	22462	MONMOUTH	STATE	3	\$0	\$1,445		\$450.00
-----									
GATE, CHAIN-LINK FENCE, ALUMINUM COATED / U									
605072M	2022Q2	22462	MONMOUTH	STATE	3	\$0	\$1,495		\$500.00
-----									
GATE, CHAIN-LINK FENCE, ALUMINUM COATED / U									
605081M	2022Q2	22462	MONMOUTH	STATE	3	\$0	\$2,045		\$600.00

HISTORICAL BID PRICE LISTING  
BY REGION

REGION: C

PAY ITEM	CALENDAR QUARTER	CONTRACT NUMBER	COUNTY LOCATION	PROJECT DESCRIPTION	BID QUANTITY	AWARD PRICE	SECOND BIDDER	THIRD BIDDER	ESTIMATE
-----									
GATE, CHAIN-LINK FENCE, PVC-COATED STEEL / U									
605099M	2022Q2	22462	MONMOUTH	STATE	3	\$0.01	\$840.00		\$360.00

HISTORICAL BID PRICE LISTING  
BY REGION

REGION: C

PAY ITEM	CALENDAR QUARTER	CONTRACT NUMBER	COUNTY LOCATION	PROJECT DESCRIPTION	BID QUANTITY	AWARD PRICE	SECOND BIDDER	THIRD BIDDER	ESTIMATE
-----									
GATE, CHAIN-LINK FENCE, PVC-COATED STEEL / U									
605105M	2022Q2	22462	MONMOUTH	STATE	3	\$0	\$1,750		\$410.00
-----									
GATE, CHAIN-LINK FENCE, PVC-COATED STEEL / U									
605108M	2022Q2	22462	MONMOUTH	STATE	3	\$0	\$2,175		\$460.00
-----									
GATE, CHAIN-LINK FENCE, PVC-COATED STEEL / U									
605111M	2022Q2	22462	MONMOUTH	STATE	3	\$0	\$2,250		\$630.00
-----									
GATE, CHAIN-LINK FENCE, PVC-COATED STEEL / U									
605120M	2022Q2	22462	MONMOUTH	STATE	3	\$0	\$3,030		\$650.00
-----									
SLIDING GATE, SECURITY FENCE, 12' WIDE / U									
605152M	2022Q2	22462	MONMOUTH	STATE	2	\$0	\$4,625		\$4,125
-----									
REPAIRING CHAIN-LINK FENCE / LF									
605174M	2022Q2	22462	MONMOUTH	STATE	2,000	\$60.00	\$74.22		\$55.00
-----									

BARRIER CURB MOUNTED FENCE / LF

605175M	2022Q2	22120	MIDDLESEX	NHP-0018 (309)	264	\$125.00	\$130.00	\$135.00	\$150.00
		22462	MONMOUTH	STATE	740	\$145.00	\$144.65		\$115.00

-----  
 TEMPORARY CHAIN-LINK FENCE, 6' HIGH / LF

605183P	2022Q2	22121	MONMOUTH	NHP-1015 (350)	322	\$10.00	\$40.00	\$40.00	\$25.00
---------	--------	-------	----------	----------------	-----	---------	---------	---------	---------

-----  
 HANDRAIL / LF

605193P	2022Q2	22112	MERCER	NHP-0029 (329)	19	\$500.00	\$750.00	\$500.00	\$200.00
---------	--------	-------	--------	----------------	----	----------	----------	----------	----------

New Jersey Department of Transportation  
 Jan 2022 - Dec 2022

12:15 Tuesday, January 3, 2023 106

HISTORICAL BID PRICE LISTING  
 BY REGION

REGION: C

PAY ITEM	CALENDAR QUARTER	CONTRACT NUMBER	COUNTY LOCATION	PROJECT DESCRIPTION	BID QUANTITY	AWARD PRICE	SECOND BIDDER	THIRD BIDDER	ESTIMATE
RESET FENCE / LF									
605212P	2022Q2	22107	OCEAN	NHP-0009 (328)	30	\$27.00	\$65.00	\$95.00	\$70.00
		22462	MONMOUTH	STATE	500	\$145.00	\$144.65		\$145.00
		22462	MONMOUTH	STATE	1,000	\$60.00	\$74.22		\$60.00

New Jersey Department of Transportation  
 Jan 2022 - Dec 2022

12:15 Tuesday, January 3, 2023 107

HISTORICAL BID PRICE LISTING  
 BY REGION

REGION: C

PAY ITEM	CALENDAR QUARTER	CONTRACT NUMBER	COUNTY LOCATION	PROJECT DESCRIPTION	BID QUANTITY	AWARD PRICE	SECOND BIDDER	THIRD BIDDER	ESTIMATE
HOT MIX ASPHALT SIDEWALK, 2" THICK / SY									
606003P	2022Q1	22405	MONMOUTH	STATE	13	\$73.50	\$75.00	\$85.00	\$85.00

-----  
 HOT MIX ASPHALT SIDEWALK, 5" THICK / SY

606006P	2022Q1	22404	MIDDLESEX	STATE	20	\$150.00	\$200.00	\$60.00	\$85.00
	2022Q2	22131	OCEAN	STBGP-D00S (595)	36	\$65.00	\$170.00		\$150.00
		22120	MIDDLESEX	NHP-0018 (309)	500	\$70.00	\$38.00	\$71.00	\$135.00

-----  
 CONCRETE SIDEWALK, 4" THICK / SY

606012P	2022Q1	22428	MERCER	100% STATE	200	\$85.00	\$130.00		\$80.00
---------	--------	-------	--------	------------	-----	---------	----------	--	---------

	22404	MIDDLESEX	STATE	500	\$50.00	\$105.00	\$20.00	\$77.00
2022Q2	22121	MONMOUTH	NHP-1015 (350)	1	\$1,500	\$500	\$500	\$300.00
	22113	SOMERSET	NHP-0022 (351)	28	\$215.00	\$157.50	\$340.00	\$100.00
	22131	OCEAN	STBGP-D00S (595)	579	\$190.00	\$200.00		\$100.00
	22118	MIDDLESEX	NHP- 0018 (308)	582	\$160.00	\$140.00	\$138.96	\$75.00
	22120	MIDDLESEX	NHP-0018 (309)	9,858	\$70.00	\$110.00	\$114.00	\$105.00
	22107	OCEAN	NHP-0009 (328)	18,719	\$65.00	\$105.00	\$112.00	\$103.00
2022Q3	22144	OCEAN	NHP-0072 (311)	55	\$215.00	\$200.00		\$100.00

-----  
TINTED CONCRETE SIDEWALK, 4" THICK / SY

606013P	2022Q2	22107	OCEAN	NHP-0009 (328)	22	\$175.00	\$245.00	\$210.00	\$100.00
		22116	MERCER	CRRSAA-FLEX-0027 (304)	238	\$140.00	\$400.00	\$123.00	\$260.00

-----  
CONCRETE SIDEWALK, 6" THICK / SY

606018P	2022Q1	22404	MIDDLESEX	STATE	118	\$105.00	\$105.00	\$75.00	\$90.00
		22428	MERCER	100% STATE	150	\$85.00	\$150.00		\$85.00
		22404	MIDDLESEX	STATE	250	\$50.00	\$105.00	\$20.00	\$82.00
		22405	MONMOUTH	STATE	1,056	\$141.75	\$148.00	\$170.00	\$90.00

New Jersey Department of Transportation  
Jan 2022 - Dec 2022

12:15 Tuesday, January 3, 2023 108

HISTORICAL BID PRICE LISTING  
BY REGION

REGION: C

PAY ITEM	CALENDAR QUARTER	CONTRACT NUMBER	COUNTY LOCATION	PROJECT DESCRIPTION	BID QUANTITY	AWARD PRICE	SECOND BIDDER	THIRD BIDDER	ESTIMATE
-----	-----	-----	-----	-----	-----	-----	-----	-----	-----
CONCRETE SIDEWALK, 6" THICK / SY									
606018P	2022Q2	22119	SOMERSET	NHP-0078 (332)	63	\$105.00	\$150.00	\$187.00	\$100.00
		22112	MERCER	NHP-0029 (329)	790	\$165.00	\$150.00	\$110.00	\$120.00

-----  
CONCRETE SIDEWALK, 8" THICK / SY

606021P	2022Q2	22113	SOMERSET	NHP-0022 (351)	20	\$270.00	\$183.75	\$455.00	\$180.00
		22120	MIDDLESEX	NHP-0018 (309)	175	\$180.00	\$210.00	\$245.00	\$135.00
		22108	MERCER	NHP-0029 (327)	404	\$405.00	\$345.00	\$300.00	\$145.00

-----  
BRICK PAVERS / SY

606029P	2022Q1	22428	MERCER	100% STATE	25	\$125.00	\$400.00		\$175.00
---------	--------	-------	--------	------------	----	----------	----------	--	----------

-----  
HOT MIX ASPHALT DRIVEWAY, 1 1/2" THICK / SY

606030P	2022Q2	22107	OCEAN	NHP-0009 (328)	245	\$40.00	\$25.00	\$96.00	\$52.00
---------	--------	-------	-------	----------------	-----	---------	---------	---------	---------

-----

HOT MIX ASPHALT DRIVEWAY, 4" THICK / SY

606036P	2022Q2	22120	MIDDLESEX	NHP-0018 (309)	4,462	\$75.00	\$45.00	\$60.00	\$40.00
---------	--------	-------	-----------	----------------	-------	---------	---------	---------	---------

HOT MIX ASPHALT DRIVEWAY, 6" THICK / SY

606039P	2022Q1	22404	MIDDLESEX	STATE	80	\$150.00	\$80.00	\$55.00	\$65.00
		22404	MIDDLESEX	STATE	250	\$10.00	\$85.00	\$5.00	\$77.00
		22405	MONMOUTH	STATE	689	\$125.00	\$93.00	\$120.00	\$65.00
	2022Q2	22107	OCEAN	NHP-0009(328)	10,553	\$68.00	\$56.00	\$72.00	\$42.00

HOT MIX ASPHALT DRIVEWAY, VARIABLE THICK / SY

606042P	2022Q1	22404	MIDDLESEX	STATE	250	\$10.00	\$75.00	\$5.00	\$60.00
---------	--------	-------	-----------	-------	-----	---------	---------	--------	---------

New Jersey Department of Transportation  
Jan 2022 - Dec 2022

12:15 Tuesday, January 3, 2023 109

HISTORICAL BID PRICE LISTING  
BY REGION

REGION: C

PAY ITEM	CALENDAR QUARTER	CONTRACT NUMBER	COUNTY LOCATION	PROJECT DESCRIPTION	BID QUANTITY	AWARD PRICE	SECOND BIDDER	THIRD BIDDER	ESTIMATE
HOT MIX ASPHALT DRIVEWAY, VARIABLE THICK / SY									
606042P	(cont)	22404	MIDDLESEX	STATE	837	\$125.00	\$70.00	\$50.00	\$45.00
		22405	MONMOUTH	STATE	3,560	\$78.00	\$71.00	\$44.00	\$45.00
	2022Q2	22120	MIDDLESEX	NHP-0018 (309)	2,384	\$250.00	\$85.00	\$84.00	\$60.00

STONE OR GRAVEL DRIVEWAY, \_\_\_" THICK / SY

606044P	2022Q2	22120	MIDDLESEX	NHP-0018 (309)	51	\$45.00	\$40.00	\$71.00	\$38.00
		22121	MONMOUTH	NHP-1015(350)	295	\$25.00	\$50.00	\$25.00	\$25.00

CONCRETE DRIVEWAY, 6" THICK / SY

606051P	2022Q1	22405	MONMOUTH	STATE	70	\$152.25	\$160.00	\$170.00	\$160.00
		22404	MIDDLESEX	STATE	268	\$120.75	\$105.00	\$100.00	\$150.00
	2022Q2	22120	MIDDLESEX	NHP-0018 (309)	354	\$135.00	\$170.00	\$185.00	\$140.00
		22107	OCEAN	NHP-0009(328)	4,499	\$130.00	\$120.00	\$120.00	\$100.00

CONCRETE DRIVEWAY, REINFORCED, 6" THICK / SY

606057P	2022Q1	22405	MONMOUTH	STATE	70	\$152.25	\$160.00	\$170.00	\$170.00
---------	--------	-------	----------	-------	----	----------	----------	----------	----------

CONCRETE DRIVEWAY, REINFORCED, 8" THICK / SY



606060P	2022Q2	22120	MIDDLESEX	NHP-0018 (309)	2,780	\$180.00	\$200.00	\$210.00	\$200.00
---------	--------	-------	-----------	----------------	-------	----------	----------	----------	----------

-----  
 CONCRETE ISLAND, 4" THICK / SY

606075P	2022Q2	22118	MIDDLESEX	NHP- 0018 (308)	4	\$162.00	\$225.00	\$138.96	\$154.00
		22107	OCEAN	NHP-0009(328)	118	\$150.00	\$245.00	\$270.00	\$125.00
		22107	OCEAN	NHP-0009(328)	439	\$65.00	\$115.00	\$135.00	\$125.00
		22120	MIDDLESEX	NHP-0018 (309)	952	\$70.00	\$200.00	\$220.00	\$95.00

-----  
 CONCRETE ISLAND, 6" THICK / SY

606078P	2022Q1	22404	MIDDLESEX	STATE	31	\$105.00	\$105.00	\$100.00	\$130.00
---------	--------	-------	-----------	-------	----	----------	----------	----------	----------

New Jersey Department of Transportation  
 Jan 2022 - Dec 2022

12:15 Tuesday, January 3, 2023 110

HISTORICAL BID PRICE LISTING  
 BY REGION

REGION: C

PAY ITEM	CALENDAR QUARTER	CONTRACT NUMBER	COUNTY LOCATION	PROJECT DESCRIPTION	BID QUANTITY	AWARD PRICE	SECOND BIDDER	THIRD BIDDER	ESTIMATE
CONCRETE ISLAND, 6" THICK / SY		22405	MONMOUTH	STATE	137	\$141.75	\$155.00	\$170.00	\$160.00

606078P	2022Q2	22112	MERCER	NHP-0029(329)	10	\$150.00	\$140.00	\$200.00	\$130.00
---------	--------	-------	--------	---------------	----	----------	----------	----------	----------

-----  
 DETECTABLE WARNING SURFACE / SY

606084P	2022Q1	22404	MIDDLESEX	STATE	9	\$294.00	\$520.00	\$500.00	\$200.00
		22428	MERCER	100% STATE	25	\$80.00	\$100.00		\$50.00
		22404	MIDDLESEX	STATE	50	\$300.00	\$500.00	\$500.00	\$200.00
		22405	MONMOUTH	STATE	98	\$294.00	\$300.00	\$130.00	\$200.00
	2022Q2	22113	SOMERSET	NHP-0022 (351)	15	\$540.00	\$265.00	\$400.00	\$340.00
		22131	OCEAN	STBGP-D00S(595)	26	\$225.00	\$400.00		\$340.00
		22118	MIDDLESEX	NHP- 0018 (308)	65	\$330.00	\$550.00	\$265.00	\$275.00
		22120	MIDDLESEX	NHP-0018 (309)	192	\$275.00	\$900.00	\$440.00	\$268.00
		22107	OCEAN	NHP-0009(328)	282	\$265.00	\$400.00	\$360.00	\$270.00
	2022Q3	22144	OCEAN	NHP-0072(311)	7	\$140	\$3,000		\$275.00

-----  
 DETECTABLE WARNING SURFACE, CAST IRON / SY

606088P	2022Q2	22116	MERCER	CRRSAA-FLEX-0027(304)	14	\$450.00	\$400.00	\$440.00	\$550.00
---------	--------	-------	--------	-----------------------	----	----------	----------	----------	----------

-----  
 TURF PAVERS / SY

606095P	2022Q1	22428	MERCER	100% STATE	125	\$150.00	\$160.00		\$175.00
	2022Q2	22121	MONMOUTH	NHP-1015(350)	58	\$235.00	\$200.00	\$130.00	\$93.00

HISTORICAL BID PRICE LISTING  
BY REGION

REGION: C

PAY ITEM	CALENDAR QUARTER	CONTRACT NUMBER	COUNTY LOCATION	PROJECT DESCRIPTION	BID QUANTITY	AWARD PRICE	SECOND BIDDER	THIRD BIDDER	ESTIMATE
BLUESTONE SIDEWALK / SY									
606120P	2022Q2	22116	MERCER	CRRSAA-FLEX-0027 (304)	163	\$250.00	\$550.00	\$871.00	\$250.00

HISTORICAL BID PRICE LISTING  
BY REGION

REGION: C

PAY ITEM	CALENDAR QUARTER	CONTRACT NUMBER	COUNTY LOCATION	PROJECT DESCRIPTION	BID QUANTITY	AWARD PRICE	SECOND BIDDER	THIRD BIDDER	ESTIMATE
15" X 41" CONCRETE BARRIER CURB / LF									
607003P	2022Q2	22120	MIDDLESEX	NHP-0018 (309)	3,122	\$100.00	\$100.00	\$99.00	\$107.00
24" X 41" CONCRETE BARRIER CURB / LF									
607012P	2022Q2	22131	OCEAN	STBGP-D00S (595)	40	\$100.00	\$535.00		\$500.00
		22120	MIDDLESEX	NHP-0018 (309)	11,248	\$135.00	\$135.00	\$130.00	\$116.00

9" X 16" CONCRETE VERTICAL CURB / LF

607018P	2022Q1	22428	MERCER	100% STATE	50	\$75.00	\$100.00		\$50.00
		22404	MIDDLESEX	STATE	1,000	\$50.00	\$55.00	\$10.00	\$42.00
		22404	MIDDLESEX	STATE	2,029	\$75.60	\$52.00	\$50.00	\$40.00
		22405	MONMOUTH	STATE	4,779	\$64.29	\$73.00	\$41.00	\$40.00
	2022Q2	22464	MONMOUTH	N/A	100	\$60.00	\$25.00		\$35.00
		22121	MONMOUTH	NHP-1015 (350)	110	\$75.00	\$50.00	\$50.00	\$60.00
		22113	SOMERSET	NHP-0022 (351)	218	\$81.00	\$97.75	\$148.00	\$100.00
		22119	SOMERSET	NHP-0078 (332)	652	\$44.00	\$40.00	\$64.00	\$60.00
		22131	OCEAN	STBGP-D00S (595)	1,037	\$110.00	\$100.00		\$60.00
		22118	MIDDLESEX	NHP- 0018 (308)	1,068	\$91.25	\$72.00	\$90.03	\$65.00
		22108	MERCER	NHP-0029 (327)	2,151	\$86.50	\$68.00	\$100.00	\$60.00
		22112	MERCER	NHP-0029 (329)	10,594	\$53.00	\$50.00	\$50.00	\$55.00
		22120	MIDDLESEX	NHP-0018 (309)	41,335	\$45.00	\$32.00	\$36.00	\$40.00
		22107	OCEAN	NHP-0009 (328)	65,333	\$35.00	\$35.00	\$37.00	\$32.00
	2022Q3	22150	MONMOUTH	NHP-0035 (334)	20	\$900.00			\$80.00

9" X 18" CONCRETE VERTICAL CURB / LF

607021P	2022Q1	22404	MIDDLESEX	STATE	750	\$50.00	\$55.00	\$10.00	\$50.00
		22404	MIDDLESEX	STATE	1,746	\$75.60	\$52.00	\$50.00	\$50.00
		22405	MONMOUTH	STATE	4,018	\$64.29	\$73.00	\$46.00	\$50.00
	2022Q2	22107	OCEAN	NHP-0009 (328)	62	\$39.00	\$43.00	\$37.00	\$45.00

-----  
9" X 20" CONCRETE VERTICAL CURB / LF

607024P	2022Q1	22404	MIDDLESEX	STATE	100	\$50.00	\$55.00	\$10.00	\$60.00
---------	--------	-------	-----------	-------	-----	---------	---------	---------	---------

New Jersey Department of Transportation  
Jan 2022 - Dec 2022

12:15 Tuesday, January 3, 2023 113

HISTORICAL BID PRICE LISTING  
BY REGION

REGION: C

PAY ITEM	CALENDAR QUARTER	CONTRACT NUMBER	COUNTY LOCATION	PROJECT DESCRIPTION	BID QUANTITY	AWARD PRICE	SECOND BIDDER	THIRD BIDDER	ESTIMATE
		22405	MONMOUTH	STATE	421	\$64.29	\$73.00	\$51.00	\$60.00

9" X 20" CONCRETE VERTICAL CURB / LF

607024P	(cont)	22404	MIDDLESEX	STATE	477	\$75.60	\$52.00	\$75.00	\$60.00
---------	--------	-------	-----------	-------	-----	---------	---------	---------	---------

-----  
9" X 22" CONCRETE VERTICAL CURB / LF

607027P	2022Q1	22106	HUNTERDON	NHP-0179 (327)	19	\$918.68			\$65.00
		22405	MONMOUTH	STATE	230	\$64.29	\$73.00	\$56.50	\$70.00
	2022Q2	22107	OCEAN	NHP-0009 (328)	45	\$53.00	\$55.00	\$47.00	\$67.00

-----  
12" X 13" CONCRETE SLOPING CURB / LF

607030P	2022Q1	22405	MONMOUTH	STATE	60	\$64.29	\$73.00	\$45.00	\$90.00
		22404	MIDDLESEX	STATE	250	\$50.00	\$55.00	\$10.00	\$52.00
	2022Q2	22131	OCEAN	STBGP-D00S (595)	95	\$190.00	\$110.00		\$75.00
		22107	OCEAN	NHP-0009 (328)	593	\$35.00	\$55.00	\$60.00	\$50.00

-----  
9" X 14" CONCRETE VERTICAL CURB / LF

607034P	2022Q2	22121	MONMOUTH	NHP-1015 (350)	60	\$75.00	\$48.00	\$50.00	\$35.00
		22464	MONMOUTH	N/A	100	\$60.00	\$50.00		\$34.00
		22107	OCEAN	NHP-0009 (328)	277	\$29.00	\$37.00	\$33.00	\$55.00
		22108	MERCER	NHP-0029 (327)	555	\$85.00	\$68.00	\$100.00	\$44.00
		22112	MERCER	NHP-0029 (329)	812	\$53.00	\$50.00	\$50.00	\$55.00
		22120	MIDDLESEX	NHP-0018 (309)	827	\$45.00	\$47.00	\$53.00	\$50.00

-----  
24" X VARIABLE HEIGHT CONCRETE BARRIER C / LF

607060P	2022Q2	22120	MIDDLESEX	NHP-0018 (309)	687	\$165.00	\$175.00	\$165.00	\$230.00
---------	--------	-------	-----------	----------------	-----	----------	----------	----------	----------

-----  
 9" X VARIABLE HEIGHT CONCRETE VERTICAL C / LF

607069P	2022Q1	22404	MIDDLESEX	STATE	50	\$75.60	\$52.00	\$50.00	\$75.00
---------	--------	-------	-----------	-------	----	---------	---------	---------	---------

New Jersey Department of Transportation  
 Jan 2022 - Dec 2022

12:15 Tuesday, January 3, 2023 114

HISTORICAL BID PRICE LISTING  
 BY REGION

REGION: C

PAY ITEM	CALENDAR QUARTER	CONTRACT NUMBER	COUNTY LOCATION	PROJECT DESCRIPTION	BID QUANTITY	AWARD PRICE	SECOND BIDDER	THIRD BIDDER	ESTIMATE
-----	-----	-----	-----	-----	-----	-----	-----	-----	-----

9" X VARIABLE HEIGHT CONCRETE VERTICAL C / LF

607069P	(cont)	22405	MONMOUTH	STATE	1,192	\$64.29	\$73.00	\$56.50	\$75.00
	2022Q2	22113	SOMERSET	NHP-0022 (351)	141	\$81.00	\$97.75	\$153.00	\$100.00
		22120	MIDDLESEX	NHP-0018 (309)	1,000	\$45.00	\$35.00	\$62.00	\$65.00
	2022Q3	22144	OCEAN	NHP-0072 (311)	49	\$105.00	\$145.00		\$66.00

-----  
 GRANITE CURB / LF

607075P	2022Q2	22116	MERCER	CRRSAA-FLEX-0027 (304)	128	\$60.00	\$400.00	\$202.00	\$110.00
---------	--------	-------	--------	------------------------	-----	---------	----------	----------	----------

-----  
 RESET BELGIAN BLOCK CURB / LF

607077P	2022Q2	22120	MIDDLESEX	NHP-0018 (309)	78	\$60.00	\$125.00	\$110.00	\$100.00
---------	--------	-------	-----------	----------------	----	---------	----------	----------	----------

-----  
 BLUESTONE CURB / LF

607079P	2022Q2	22116	MERCER	CRRSAA-FLEX-0027 (304)	112	\$90.00	\$250.00	\$171.00	\$200.00
---------	--------	-------	--------	------------------------	-----	---------	----------	----------	----------

New Jersey Department of Transportation  
 Jan 2022 - Dec 2022

12:15 Tuesday, January 3, 2023 115

HISTORICAL BID PRICE LISTING  
 BY REGION

REGION: C

PAY ITEM	CALENDAR QUARTER	CONTRACT NUMBER	COUNTY LOCATION	PROJECT DESCRIPTION	BID QUANTITY	AWARD PRICE	SECOND BIDDER	THIRD BIDDER	ESTIMATE
-----	-----	-----	-----	-----	-----	-----	-----	-----	-----

NONVEGETATIVE SURFACE, HOT MIX ASPHALT / SY

608003P	2022Q1	22428	MERCER	100% STATE	75	\$50.00	\$55.00		\$75.00
	2022Q2	22121	MONMOUTH	NHP-1015 (350)	436	\$55.00	\$65.00	\$40.00	\$55.00
		22464	MONMOUTH	N/A	750	\$48.00	\$50.00		\$45.00
		22107	OCEAN	NHP-0009 (328)	1,745	\$35.50	\$95.00	\$60.00	\$47.00

	22112	MERCER	NHP-0029(329)	6,145	\$43.00	\$46.00	\$60.00	\$60.00
2022Q3	22146	HUNTERDON	0078(334)	10	\$65.00	\$300.00	\$100.00	\$100.00

-----  
NONVEGETATIVE SURFACE, POROUS HMA / SY

608004P	2022Q2	22119	SOMERSET	NHP-0078(332)	199	\$48.00	\$50.00	\$88.00	\$55.00
		22131	OCEAN	STBGP-D00S(595)	459	\$47.00	\$115.00		\$50.00
		22120	MIDDLESEX	NHP-0018(309)	3,151	\$38.50	\$50.00	\$60.00	\$53.00
		22108	MERCER	NHP-0029(327)	3,985	\$45.00	\$83.00	\$65.00	\$55.00

-----  
NONVEGETATIVE SURFACE, POROUS HOT MIX AS / SY

608005P	2022Q2	22464	MONMOUTH	N/A	350	\$56.25	\$50.00		\$60.00
		22108	MERCER	NHP-0029(327)	1,791	\$54.00	\$119.00	\$75.00	\$50.00
		22119	SOMERSET	NHP-0078(332)	2,713	\$63.00	\$55.00	\$103.00	\$40.00

-----  
NONVEGETATIVE SURFACE, POLYESTER MATTING / SY

608012P	2022Q2	22121	MONMOUTH	NHP-1015(350)	70	\$87.00	\$60.00	\$60.00	\$64.00
---------	--------	-------	----------	---------------	----	---------	---------	---------	---------

New Jersey Department of Transportation  
Jan 2022 - Dec 2022

12:15 Tuesday, January 3, 2023 116

HISTORICAL BID PRICE LISTING  
BY REGION

REGION: C

PAY ITEM	CALENDAR QUARTER	CONTRACT NUMBER	COUNTY LOCATION	PROJECT DESCRIPTION	BID QUANTITY	AWARD PRICE	SECOND BIDDER	THIRD BIDDER	ESTIMATE
-----	-----	-----	-----	-----	-----	-----	-----	-----	-----
BEAM GUIDE RAIL / LF									
609003M	2022Q2	22121	MONMOUTH	NHP-1015(350)	400	\$38.00	\$45.00	\$30.00	\$37.00
		22131	OCEAN	STBGP-D00S(595)	976	\$37.00	\$65.00		\$48.00
		22107	OCEAN	NHP-0009(328)	2,138	\$32.00	\$50.00	\$45.00	\$30.00
		22119	SOMERSET	NHP-0078(332)	2,726	\$38.00	\$35.00	\$50.00	\$30.00
		22120	MIDDLESEX	NHP-0018(309)	3,571	\$31.50	\$31.00	\$47.00	\$30.00
		22112	MERCER	NHP-0029(329)	8,346	\$38.00	\$37.00	\$40.00	\$37.00
		22108	MERCER	NHP-0029(327)	23,950	\$38.00	\$37.35	\$70.00	\$40.00
		22464	MONMOUTH	N/A	37,000	\$52.00	\$70.00		\$54.00

-----  
BEAM GUIDE RAIL, BRIDGE / LF

609004M	2022Q2	22120	MIDDLESEX	NHP-0018(309)	775	\$178.50	\$190.00	\$230.00	\$129.00
		22112	MERCER	NHP-0029(329)	1,189	\$190.00	\$215.00	\$235.00	\$155.00
		22108	MERCER	NHP-0029(327)	1,703	\$195.75	\$224.00	\$250.00	\$160.00

-----  
BEAM GUIDE RAIL, DUAL-FACED / LF

609006M	2022Q2	22120	MIDDLESEX	NHP-0018(309)	285	\$42.00	\$44.00	\$68.00	\$40.00
		22131	OCEAN	STBGP-D00S(595)	363	\$48.50	\$117.00		\$120.00
		22112	MERCER	NHP-0029(329)	447	\$61.00	\$47.00	\$57.00	\$45.00

-----  
 MODIFIED THRIE BEAM GUIDE RAIL / LF

609009M	2022Q2	22464	MONMOUTH	N/A	1,500	\$65.00	\$70.00		\$58.00
---------	--------	-------	----------	-----	-------	---------	---------	--	---------

-----  
 FLARED GUIDE RAIL TERMINAL / U

609024M	2022Q2	22464	MONMOUTH	N/A	15	\$1,400	\$2,300		\$2,200
---------	--------	-------	----------	-----	----	---------	---------	--	---------

-----  
 BURIED GUIDE RAIL TERMINAL / U

609025M	2022Q2	22119	SOMERSET	NHP-0078 (332)	1	\$1,925	\$2,000	\$4,300	\$2,000
		22464	MONMOUTH	N/A	5	\$1.00	\$1.00		\$1,000

New Jersey Department of Transportation  
 Jan 2022 - Dec 2022

12:15 Tuesday, January 3, 2023 117

HISTORICAL BID PRICE LISTING  
 BY REGION

REGION: C

PAY ITEM	CALENDAR QUARTER	CONTRACT NUMBER	COUNTY LOCATION	PROJECT DESCRIPTION	BID QUANTITY	AWARD PRICE	SECOND BIDDER	THIRD BIDDER	ESTIMATE
-----									
TANGENT GUIDE RAIL TERMINAL / U									
609027M	2022Q2	22131	OCEAN	STBGP-D00S (595)	1	\$4,300	\$6,800		\$4,300
		22119	SOMERSET	NHP-0078 (332)	2	\$4,300	\$4,000	\$4,300	\$4,000
		22121	MONMOUTH	NHP-1015 (350)	4	\$3,750	\$4,700	\$4,000	\$3,500
		22112	MERCER	NHP-0029 (329)	5	\$4,100	\$4,200	\$4,600	\$3,700
		22120	MIDDLESEX	NHP-0018 (309)	5	\$4,048	\$4,200	\$4,000	\$3,000
		22108	MERCER	NHP-0029 (327)	7	\$3,025	\$3,250	\$5,000	\$4,200
		22107	OCEAN	NHP-0009 (328)	9	\$4,150	\$4,400	\$4,000	\$3,350
		22464	MONMOUTH	N/A	75	\$3,800	\$3,000		\$2,750

-----  
 TELESCOPING GUIDE RAIL END TERMINAL / U

609030M	2022Q2	22120	MIDDLESEX	NHP-0018 (309)	2	\$6,571	\$7,000	\$7,800	\$6,000
		22464	MONMOUTH	N/A	10	\$3,700	\$2,500		\$3,500

-----  
 CONTROLLED RELEASE TERMINAL / U

609033M	2022Q2	22121	MONMOUTH	NHP-1015 (350)	1	\$2,000	\$2,500	\$2,500	\$1,600
		22464	MONMOUTH	N/A	5	\$500.00	\$730.00		\$750.00

-----  
 CONTROLLED RELEASE TERMINAL ANCHORAGE / U

609036M	2022Q2	22121	MONMOUTH	NHP-1015 (350)	1	\$2,250	\$2,500	\$2,300	\$2,000
		22464	MONMOUTH	N/A	5	\$600.00	\$750.00		\$750.00

-----  
 BEAM GUIDE RAIL ANCHORAGE / U

609039M	2022Q2	22121	MONMOUTH	NHP-1015 (350)	2	\$2,000	\$2,500	\$1,000	\$1,500
		22119	SOMERSET	NHP-0078 (332)	3	\$1,425	\$1,500	\$3,197	\$1,250
		22131	OCEAN	STBGP-D00S (595)	5	\$1,250	\$3,200		\$1,300
		22112	MERCER	NHP-0029 (329)	6	\$1,800	\$1,400	\$1,450	\$1,350
		22107	OCEAN	NHP-0009 (328)	7	\$1,150	\$2,200	\$2,000	\$1,100
		22108	MERCER	NHP-0029 (327)	7	\$1,450	\$1,650	\$1,300	\$1,300
		22120	MIDDLESEX	NHP-0018 (309)	14	\$1,209	\$1,250	\$2,000	\$1,200
		22464	MONMOUTH	N/A	45	\$1,300	\$1,000		\$1,000

New Jersey Department of Transportation  
Jan 2022 - Dec 2022

12:15 Tuesday, January 3, 2023 118

HISTORICAL BID PRICE LISTING  
BY REGION

REGION: C

PAY ITEM	CALENDAR QUARTER	CONTRACT NUMBER	COUNTY LOCATION	PROJECT DESCRIPTION	BID QUANTITY	AWARD PRICE	SECOND BIDDER	THIRD BIDDER	ESTIMATE
-----									
BEAM GUIDE RAIL POST / U									
609042M	2022Q2	22119	SOMERSET	NHP-0078 (332)	10	\$90.00	\$90.00	\$165.00	\$125.00
		22108	MERCER	NHP-0029 (327)	130	\$125.00	\$115.00	\$120.00	\$90.00
		22120	MIDDLESEX	NHP-0018 (309)	135	\$78.85	\$84.00	\$150.00	\$60.00
-----									
BEAM GUIDE RAIL POST, 8' LONG / U									
609048M	2022Q2	22108	MERCER	NHP-0029 (327)	489	\$75.00	\$27.00	\$120.00	\$78.00
-----									
APPROACH GUIDE RAIL TRANSITION TL-2 / U									
609058M	2022Q2	22119	SOMERSET	NHP-0078 (332)	4	\$3,800	\$2,400	\$4,300	\$2,500
		22121	MONMOUTH	NHP-1015 (350)	4	\$2,750	\$4,250	\$2,500	\$2,000
		22107	OCEAN	NHP-0009 (328)	9	\$2,550	\$3,400	\$3,000	\$3,000
-----									
APPROACH GUIDE RAIL TRANSITION TL-3 / U									
609059M	2022Q2	22108	MERCER	NHP-0029 (327)	2	\$4,200	\$5,675	\$6,000	\$5,100
		22120	MIDDLESEX	NHP-0018 (309)	3	\$3,101	\$3,200	\$6,000	\$3,500
-----									
REMOVAL OF BEAM GUIDE RAIL / LF									
609075M	2022Q2	22121	MONMOUTH	NHP-1015 (350)	650	\$0.01	\$5.00	\$1.00	\$5.00
		22131	OCEAN	STBGP-D00S (595)	2,442	\$1.10	\$5.75		\$2.00
		22107	OCEAN	NHP-0009 (328)	3,116	\$1.00	\$6.00	\$5.00	\$2.00
		22119	SOMERSET	NHP-0078 (332)	3,162	\$1.25	\$1.00	\$1.00	\$3.00
		22120	MIDDLESEX	NHP-0018 (309)	4,909	\$1.05	\$5.00	\$6.00	\$3.00
		22112	MERCER	NHP-0029 (329)	8,812	\$1.00	\$1.00	\$2.00	\$5.00
		22108	MERCER	NHP-0029 (327)	26,129	\$5.00	\$2.00	\$2.00	\$2.00

New Jersey Department of Transportation  
Jan 2022 - Dec 2022

12:15 Tuesday, January 3, 2023 119

HISTORICAL BID PRICE LISTING  
BY REGION

REGION: C

PAY ITEM	CALENDAR QUARTER	CONTRACT NUMBER	COUNTY LOCATION	PROJECT DESCRIPTION	BID QUANTITY	AWARD PRICE	SECOND BIDDER	THIRD BIDDER	ESTIMATE
-----									
TRAFFIC STRIPES, 4" / LF									
610003M	2022Q1	22404	MIDDLESEX	STATE	112,227	\$0.36	\$0.35	\$0.02	\$0.30
		22106	HUNTERDON	NHP-0179 (327)	134,100	\$0.58			\$0.50
		22404	MIDDLESEX	STATE	150,000	\$0.36	\$0.35	\$0.02	\$0.35
		22405	MONMOUTH	STATE	502,902	\$0.36	\$0.36	\$0.35	\$0.30
2022Q2	22108	MERCER	NHP-0029 (327)	400	\$2.50	\$2.50	\$6.42	\$2.00	
	22121	MONMOUTH	NHP-1015 (350)	2,000	\$1.50	\$2.00	\$2.00	\$1.00	
	22116	MERCER	CRRSAA-FLEX-0027 (304	2,160	\$1.50	\$1.65	\$1.65	\$1.00	
	22119	SOMERSET	NHP-0078 (332)	4,252	\$1.30	\$1.00	\$1.50	\$1.00	
	22131	OCEAN	STBGP-D00S (595)	19,355	\$0.65	\$0.85		\$0.80	
	22112	MERCER	NHP-0029 (329)	32,100	\$0.55	\$0.70	\$0.67	\$3.00	
	22118	MIDDLESEX	NHP- 0018 (308)	62,570	\$0.39	\$0.44	\$0.48	\$0.60	
	22104	MERCER	NHP-0029 (328)	148,150	\$0.90			\$0.50	
	22113	SOMERSET	NHP-0022 (351)	240,000	\$0.40	\$0.45	\$0.38	\$0.50	
	22107	OCEAN	NHP-0009 (328)	323,186	\$0.75	\$1.00	\$0.38	\$0.40	
	22120	MIDDLESEX	NHP-0018 (309)	386,374	\$0.40	\$0.40	\$0.40	\$0.50	
	2022Q3	22146	HUNTERDON	0078 (334)	11,860	\$1.00	\$0.42	\$0.35	\$0.40
		22144	OCEAN	NHP-0072 (311)	64,837	\$0.50	\$0.42		\$1.00
22150		MONMOUTH	NHP-0035 (334)	167,000	\$0.59			\$0.75	
22147		OCEAN	NHP-0009 (331)	250,000	\$0.82			\$0.50	
2022Q4	22155	SOMERSET	NHPP-0206 (335)	98,100	\$0.54			\$0.70	

-----  
TRAFFIC STRIPES, 6" / LF

610006M	2022Q1	22404	MIDDLESEX	STATE	37,500	\$0.54	\$0.40	\$0.02	\$0.70
	2022Q2	22131	OCEAN	STBGP-D00S (595)	96	\$1.10	\$1.30		\$1.00
		22108	MERCER	NHP-0029 (327)	200	\$3.75	\$3.75	\$8.93	\$2.00
2022Q3	22146	HUNTERDON	0078 (334)	72,046	\$1.10	\$0.58	\$0.39	\$0.50	

-----  
TRAFFIC STRIPES, 8" / LF

610007M	2022Q1	22106	HUNTERDON	NHP-0179 (327)	3,000	\$1.15			\$1.50
---------	--------	-------	-----------	----------------	-------	--------	--	--	--------

New Jersey Department of Transportation  
Jan 2022 - Dec 2022

12:15 Tuesday, January 3, 2023 120

HISTORICAL BID PRICE LISTING  
BY REGION

REGION: C

PAY ITEM	CALENDAR QUARTER	CONTRACT NUMBER	COUNTY LOCATION	PROJECT DESCRIPTION	BID QUANTITY	AWARD PRICE	SECOND BIDDER	THIRD BIDDER	ESTIMATE
----------	------------------	-----------------	-----------------	---------------------	--------------	-------------	---------------	--------------	----------



-----									
TRAFFIC STRIPES, 8" / LF									
610007M	(cont)	22404	MIDDLESEX	STATE	16,087	\$0.71	\$0.55	\$0.70	\$0.70
		22404	MIDDLESEX	STATE	20,000	\$0.72	\$0.55	\$0.02	\$1.00
		22405	MONMOUTH	STATE	56,482	\$0.71	\$0.70	\$0.70	\$0.70
	2022Q2	22116	MERCER	CRRSAA-FLEX-0027 (304	100	\$3.00	\$1.95	\$1.65	\$1.50
		22108	MERCER	NHP-0029 (327)	200	\$5.00	\$5.00	\$12.28	\$1.00
		22131	OCEAN	STBGP-D00S (595)	2,471	\$1.25	\$1.75		\$1.00
		22112	MERCER	NHP-0029 (329)	7,950	\$1.10	\$0.90	\$0.95	\$4.00
		22120	MIDDLESEX	NHP-0018 (309)	8,845	\$0.80	\$0.75	\$0.80	\$1.00
		22107	OCEAN	NHP-0009 (328)	21,700	\$0.85	\$1.70	\$0.77	\$0.80
	2022Q3	22147	OCEAN	NHP-0009 (331)	3,000	\$1.63			\$1.00
		22150	MONMOUTH	NHP-0035 (334)	5,000	\$1.18			\$2.00

-----

TRAFFIC MARKINGS / SF

610009M	2022Q2	22107	OCEAN	NHP-0009 (328)	403	\$2.50	\$1.20	\$2.40	\$9.00
		22112	MERCER	NHP-0029 (329)	455	\$7.70	\$7.25	\$8.00	\$20.00

-----

RPM, MONO-DIRECTIONAL, WHITE LENS / U

610012M	2022Q1	22106	HUNTERDON	NHP-0179 (327)	400	\$41.52			\$31.00
		22404	MIDDLESEX	STATE	569	\$33.60	\$33.00	\$30.00	\$30.00
		22404	MIDDLESEX	STATE	750	\$33.60	\$35.00	\$0.02	\$30.00
		22405	MONMOUTH	STATE	1,382	\$33.60	\$33.75	\$33.50	\$30.00
	2022Q2	22116	MERCER	CRRSAA-FLEX-0027 (304	8	\$140.00	\$125.00	\$2.00	\$40.00
		22104	MERCER	NHP-0029 (328)	50	\$54.90			\$31.00
		22107	OCEAN	NHP-0009 (328)	234	\$38.75	\$40.00	\$39.00	\$40.00
		22131	OCEAN	STBGP-D00S (595)	280	\$33.00	\$73.00		\$35.00
		22112	MERCER	NHP-0029 (329)	603	\$33.00	\$37.00	\$42.00	\$45.00
		22118	MIDDLESEX	NHP- 0018 (308)	830	\$37.00	\$1.00	\$32.55	\$33.00
		22120	MIDDLESEX	NHP-0018 (309)	1,699	\$36.80	\$40.00	\$38.00	\$28.00
		22113	SOMERSET	NHP-0022 (351)	4,350	\$1.00	\$32.55	\$36.50	\$30.00
	2022Q3	22147	OCEAN	NHP-0009 (331)	200	\$80.34			\$40.00

New Jersey Department of Transportation  
Jan 2022 - Dec 2022

12:15 Tuesday, January 3, 2023 121

HISTORICAL BID PRICE LISTING  
BY REGION

REGION: C

PAY ITEM	CALENDAR QUARTER	CONTRACT NUMBER	COUNTY LOCATION	PROJECT DESCRIPTION	BID QUANTITY	AWARD PRICE	SECOND BIDDER	THIRD BIDDER	ESTIMATE
-----									
RPM, MONO-DIRECTIONAL, WHITE LENS / U									
610012M	(cont)	22150	MONMOUTH	NHP-0035 (334)	805	\$66.00			\$44.00
		22146	HUNTERDON	0078 (334)	867	\$50.00	\$32.00	\$34.65	\$35.00
		22144	OCEAN	NHP-0072 (311)	989	\$31.00	\$42.00		\$30.00

-----  
 TRAFFIC MARKING LINES, 4" / LF

610013M	2022Q1	22404	MIDDLESEX	STATE	10,000	\$0.79	\$0.90	\$0.02	\$1.00
---------	--------	-------	-----------	-------	--------	--------	--------	--------	--------

-----  
 TRAFFIC MARKING LINES, 8" / LF

610014M	2022Q1	22106	HUNTERDON	NHP-0179(327)	450	\$2.88			\$2.00
		22404	MIDDLESEX	STATE	1,176	\$1.57	\$1.30	\$15.00	\$1.50
		22404	MIDDLESEX	STATE	5,000	\$1.57	\$1.55	\$0.02	\$1.50
		22405	MONMOUTH	STATE	19,914	\$1.36	\$1.38	\$1.35	\$1.50
	2022Q2	22116	MERCER	CRRSAA-FLEX-0027(304)	230	\$1.75	\$2.75	\$2.75	\$2.00
		22131	OCEAN	STBGP-D00S(595)	1,206	\$1.65	\$2.50		\$2.50
		22118	MIDDLESEX	NHP- 0018 (308)	5,665	\$1.65	\$1.25	\$1.47	\$2.00
		22120	MIDDLESEX	NHP-0018 (309)	14,250	\$1.58	\$1.70	\$1.60	\$1.00
		22107	OCEAN	NHP-0009(328)	15,644	\$1.60	\$1.20	\$1.60	\$1.60
		22113	SOMERSET	NHP-0022 (351)	15,800	\$1.30	\$1.36	\$1.50	\$1.50
	2022Q3	22150	MONMOUTH	NHP-0035(334)	1,215	\$3.60			\$2.00
		22146	HUNTERDON	0078(334)	3,100	\$1.00	\$1.25	\$1.57	\$1.50
		22144	OCEAN	NHP-0072(311)	4,409	\$1.55	\$1.65		\$2.00
		22147	OCEAN	NHP-0009(331)	4,700	\$1.80			\$2.00
	2022Q4	22155	SOMERSET	NHPP-0206(335)	3,300	\$3.48			\$1.70

-----  
 RPM, BI-DIRECTIONAL, WHITE LENS / U

610015M	2022Q2	22131	OCEAN	STBGP-D00S(595)	180	\$0.01	\$73.00		\$40.00
---------	--------	-------	-------	-----------------	-----	--------	---------	--	---------

-----  
 TRAFFIC MARKING LINES, 12" / LF

610016M	2022Q2	22118	MIDDLESEX	NHP- 0018 (308)	55	\$3.50	\$3.30	\$3.15	\$4.00
---------	--------	-------	-----------	-----------------	----	--------	--------	--------	--------

New Jersey Department of Transportation  
 Jan 2022 - Dec 2022

12:15 Tuesday, January 3, 2023 122

HISTORICAL BID PRICE LISTING  
 BY REGION

REGION: C

PAY ITEM	CALENDAR QUARTER	CONTRACT NUMBER	COUNTY LOCATION	PROJECT DESCRIPTION	BID QUANTITY	AWARD PRICE	SECOND BIDDER	THIRD BIDDER	ESTIMATE
610016M	(cont)	22131	OCEAN	STBGP-D00S(595)	112	\$2.50	\$3.75		\$4.00
		22104	MERCER	NHP-0029(328)	275	\$4.80			\$3.00
		22113	SOMERSET	NHP-0022 (351)	400	\$1.95	\$2.10	\$2.30	\$2.00
		22107	OCEAN	NHP-0009(328)	1,096	\$2.40	\$2.50	\$2.40	\$2.20
	2022Q3	22144	OCEAN	NHP-0072(311)	74	\$2.30	\$2.50		\$3.00
	2022Q4	22155	SOMERSET	NHPP-0206(335)	750	\$3.60			\$2.10

-----  
 TRAFFIC MARKING LINES, 24" / LF

610017M	2022Q1	22106	HUNTERDON	NHP-0179 (327)	1,000	\$8.64			\$6.00
		22404	MIDDLESEX	STATE	2,000	\$4.73	\$5.00	\$6.00	\$5.00
		22404	MIDDLESEX	STATE	8,835	\$4.75	\$4.75	\$4.50	\$4.00
		22405	MONMOUTH	STATE	21,846	\$4.10	\$4.10	\$4.00	\$4.00
	2022Q2	22108	MERCER	NHP-0029 (327)	100	\$15.00	\$15.00	\$19.94	\$6.00
		22116	MERCER	CRRSAA-FLEX-0027 (304)	190	\$5.25	\$8.15	\$8.25	\$6.00
		22104	MERCER	NHP-0029 (328)	200	\$8.82			\$7.00
		22131	OCEAN	STBGP-D00S (595)	952	\$5.00	\$7.25		\$5.00
		22112	MERCER	NHP-0029 (329)	1,545	\$5.00	\$6.25	\$7.00	\$11.00
		22118	MIDDLESEX	NHP- 0018 (308)	2,230	\$5.50	\$5.00	\$4.98	\$6.00
		22113	SOMERSET	NHP-0022 (351)	4,500	\$4.00	\$4.83	\$5.25	\$4.00
		22120	MIDDLESEX	NHP-0018 (309)	8,990	\$4.73	\$5.40	\$4.70	\$5.00
		22107	OCEAN	NHP-0009 (328)	19,692	\$4.85	\$3.60	\$4.90	\$4.40
	2022Q3	22146	HUNTERDON	0078 (334)	663	\$10.00	\$4.50	\$5.25	\$4.00
		22144	OCEAN	NHP-0072 (311)	1,635	\$4.60	\$495.00		\$6.00
		22150	MONMOUTH	NHP-0035 (334)	3,627	\$9.60			\$7.00
		22147	OCEAN	NHP-0009 (331)	6,400	\$3.60			\$7.00
	2022Q4	22155	SOMERSET	NHPP-0206 (335)	3,600	\$12.12			\$4.50

-----  
 RPM, MONO-DIRECTIONAL, AMBER LENS / U

610018M	2022Q1	22106	HUNTERDON	NHP-0179 (327)	15	\$41.52			\$42.00
---------	--------	-------	-----------	----------------	----	---------	--	--	---------

New Jersey Department of Transportation  
 Jan 2022 - Dec 2022

12:15 Tuesday, January 3, 2023 123

HISTORICAL BID PRICE LISTING  
 BY REGION

REGION: C

PAY ITEM	CALENDAR QUARTER	CONTRACT NUMBER	COUNTY LOCATION	PROJECT DESCRIPTION	BID QUANTITY	AWARD PRICE	SECOND BIDDER	THIRD BIDDER	ESTIMATE
-----	-----	-----	-----	-----	-----	-----	-----	-----	-----
RPM, MONO-DIRECTIONAL, AMBER LENS / U									
610018M	(cont)	22404	MIDDLESEX	STATE	414	\$33.60	\$33.00	\$30.00	\$30.00
		22404	MIDDLESEX	STATE	750	\$33.60	\$35.00	\$0.02	\$30.00
		22405	MONMOUTH	STATE	1,136	\$33.60	\$33.75	\$33.50	\$30.00
	2022Q2	22131	OCEAN	STBGP-D00S (595)	40	\$33.00	\$73.00		\$40.00
		22112	MERCER	NHP-0029 (329)	180	\$33.00	\$37.00	\$40.00	\$45.00
		22107	OCEAN	NHP-0009 (328)	300	\$38.75	\$40.00	\$39.00	\$32.00
		22118	MIDDLESEX	NHP- 0018 (308)	415	\$37.00	\$42.00	\$32.55	\$35.00
		22120	MIDDLESEX	NHP-0018 (309)	510	\$36.80	\$40.00	\$38.00	\$29.00
		22113	SOMERSET	NHP-0022 (351)	1,930	\$14.80	\$32.55	\$36.50	\$30.00
	2022Q3	22146	HUNTERDON	0078 (334)	360	\$50.00	\$32.00	\$34.65	\$35.00
		22147	OCEAN	NHP-0009 (331)	380	\$80.34			\$35.00
		22144	OCEAN	NHP-0072 (311)	392	\$31.00	\$42.00		\$34.00
		22150	MONMOUTH	NHP-0035 (334)	465	\$66.00			\$44.00

-----  
RPM, BI-DIRECTIONAL, AMBER LENS / U

610021M	2022Q1	22404	MIDDLESEX	STATE	137	\$33.60	\$33.00	\$30.00	\$30.00
		22405	MONMOUTH	STATE	221	\$33.60	\$33.75	\$33.50	\$30.00
		22106	HUNTERDON	NHP-0179 (327)	600	\$41.52			\$33.00
		22404	MIDDLESEX	STATE	1,000	\$33.60	\$35.00	\$0.02	\$30.00
2022Q2	22116	MERCER	CRRSAA-FLEX-0027 (304	8	\$140.00	\$125.00	\$126.50	\$50.00	
	22121	MONMOUTH	NHP-1015 (350)	11	\$140.00	\$150.00	\$250.00	\$43.00	
	22131	OCEAN	STBGP-D00S (595)	30	\$33.00	\$73.00		\$45.00	
	22113	SOMERSET	NHP-0022 (351)	180	\$34.50	\$32.55	\$36.50	\$32.80	
	22107	OCEAN	NHP-0009 (328)	316	\$38.75	\$40.00	\$39.00	\$30.00	
	22104	MERCER	NHP-0029 (328)	740	\$54.90			\$33.00	
2022Q3	22144	OCEAN	NHP-0072 (311)	14	\$31.00	\$42.00		\$51.00	
	22147	OCEAN	NHP-0009 (331)	840	\$80.34			\$35.00	

-----  
REMOVAL OF RPM / U

610024M	2022Q1	22106	HUNTERDON	NHP-0179 (327)	1,015	\$65.00			\$9.00
---------	--------	-------	-----------	----------------	-------	---------	--	--	--------

New Jersey Department of Transportation  
Jan 2022 - Dec 2022

12:15 Tuesday, January 3, 2023 124

HISTORICAL BID PRICE LISTING  
BY REGION

REGION: C

PAY ITEM	CALENDAR QUARTER	CONTRACT NUMBER	COUNTY LOCATION	PROJECT DESCRIPTION	BID QUANTITY	AWARD PRICE	SECOND BIDDER	THIRD BIDDER	ESTIMATE
-----	-----	-----	-----	-----	-----	-----	-----	-----	-----
REMOVAL OF RPM / U									
610024M	(cont)	22404	MIDDLESEX	STATE	1,120	\$2.00	\$5.40	\$0.02	\$5.00
		22404	MIDDLESEX	STATE	2,500	\$1.00	\$5.50	\$0.02	\$3.30
		22405	MONMOUTH	STATE	2,739	\$2.00	\$5.25	\$10.00	\$6.00
2022Q2	22121	MONMOUTH	NHP-1015 (350)	5	\$50.00	\$1.00	\$1.00	\$35.00	
	22116	MERCER	CRRSAA-FLEX-0027 (304	16	\$1.00	\$0.01	\$71.50	\$7.00	
	22112	MERCER	NHP-0029 (329)	783	\$3.30	\$1.00	\$11.00	\$10.00	
	22104	MERCER	NHP-0029 (328)	900	\$65.00			\$11.00	
	22118	MIDDLESEX	NHP- 0018 (308)	1,245	\$5.00	\$1.00	\$10.00	\$7.00	
	22113	SOMERSET	NHP-0022 (351)	6,460	\$1.00	\$10.00	\$2.00	\$0.60	
2022Q3	22146	HUNTERDON	0078 (334)	1,227	\$0.02	\$12.67	\$5.00	\$5.00	
	22150	MONMOUTH	NHP-0035 (334)	1,270	\$65.00			\$20.00	
	22144	OCEAN	NHP-0072 (311)	1,395	\$10.50	\$10.00		\$4.00	
	22147	OCEAN	NHP-0009 (331)	1,420	\$65.00			\$5.00	

-----  
RUMBLE STRIP / LF

610033M	2022Q1	22404	MIDDLESEX	STATE	5,000	\$2.83	\$2.75	\$7.75	\$1.05
		22405	MONMOUTH	STATE	6,219	\$2.15	\$2.40	\$2.10	\$1.00
		22404	MIDDLESEX	STATE	6,299	\$2.25	\$2.50	\$5.00	\$1.00
		22106	HUNTERDON	NHP-0179 (327)	32,200	\$0.60			\$2.00

2022Q2	22112	MERCER	NHP-0029 (329)	5,250	\$2.20	\$1.00	\$1.00	\$2.00
	22107	OCEAN	NHP-0009 (328)	15,223	\$1.00	\$0.80	\$0.75	\$1.00
	22104	MERCER	NHP-0029 (328)	49,100	\$0.49			\$0.50
2022Q3	22144	OCEAN	NHP-0072 (311)	16,562	\$0.80	\$2.00		\$1.00
	22146	HUNTERDON	0078 (334)	47,707	\$0.30	\$0.37	\$0.33	\$1.00
	22147	OCEAN	NHP-0009 (331)	49,000	\$1.26			\$0.50
	22150	MONMOUTH	NHP-0035 (334)	83,957	\$0.87			\$3.00

-----  
REMOVAL OF TRAFFIC STRIPES / LF

610036M	2022Q1	22404	MIDDLESEX	STATE	1,000	\$1.00	\$1.55	\$1.00	\$0.85
		22405	MONMOUTH	STATE	1,000	\$1.05	\$1.00	\$1.00	\$0.85

New Jersey Department of Transportation  
Jan 2022 - Dec 2022

12:15 Tuesday, January 3, 2023 125

HISTORICAL BID PRICE LISTING  
BY REGION

REGION: C

PAY ITEM	CALENDAR QUARTER	CONTRACT NUMBER	COUNTY LOCATION	PROJECT DESCRIPTION	BID QUANTITY	AWARD PRICE	SECOND BIDDER	THIRD BIDDER	ESTIMATE
REMOVAL OF TRAFFIC STRIPES / LF									
610036M	(cont)	22404	MIDDLESEX	STATE	5,000	\$0.78	\$1.00	\$0.02	\$0.85
		22106	HUNTERDON	NHP-0179 (327)	137,100	\$0.75			\$1.00
	2022Q2	22108	MERCER	NHP-0029 (327)	900	\$2.50	\$2.50	\$1.23	\$0.90
		22121	MONMOUTH	NHP-1015 (350)	2,000	\$1.40	\$1.00	\$1.00	\$1.00
		22112	MERCER	NHP-0029 (329)	107,102	\$0.80	\$0.35	\$0.70	\$1.00
		22104	MERCER	NHP-0029 (328)	148,150	\$0.75			\$1.00
		22120	MIDDLESEX	NHP-0018 (309)	288,636	\$0.68	\$0.67	\$0.65	\$0.50
		22107	OCEAN	NHP-0009 (328)	376,060	\$0.75	\$0.70	\$0.65	\$0.50
	2022Q3	22144	OCEAN	NHP-0072 (311)	64,837	\$0.75	\$0.73		\$0.50
		22146	HUNTERDON	0078 (334)	72,000	\$5.00	\$0.38	\$0.68	\$0.60
		22150	MONMOUTH	NHP-0035 (334)	167,000	\$0.75			\$1.00
		22147	OCEAN	NHP-0009 (331)	250,000	\$0.95			\$0.50
	2022Q4	22155	SOMERSET	NHPP-0206 (335)	98,100	\$0.75			\$0.70

-----  
REMOVAL OF RUMBLE STRIP / LF

610038M	2022Q3	22147	OCEAN	NHP-0009 (331)	25,000	\$14.50			\$10.00
---------	--------	-------	-------	----------------	--------	---------	--	--	---------

-----  
REMOVAL OF TRAFFIC MARKINGS / SF

610039M	2022Q1	22404	MIDDLESEX	STATE	500	\$3.00	\$3.00	\$3.00	\$3.30
		22404	MIDDLESEX	STATE	500	\$3.15	\$3.00	\$0.02	\$3.00
		22405	MONMOUTH	STATE	500	\$3.10	\$3.15	\$3.05	\$3.30
		22106	HUNTERDON	NHP-0179 (327)	3,550	\$5.88			\$2.00

2022Q2	22107	OCEAN	NHP-0009(328)	204	\$3.20	\$7.50	\$3.30	\$3.81
	22104	MERCER	NHP-0029(328)	675	\$7.14			\$3.00
2022Q3	22146	HUNTERDON	0078(334)	200	\$6.00	\$5.00	\$5.25	\$3.00
	22144	OCEAN	NHP-0072(311)	7,651	\$2.35	\$3.30		\$3.00
	22150	MONMOUTH	NHP-0035(334)	8,056	\$6.48			\$4.00
	22147	OCEAN	NHP-0009(331)	23,000	\$1.44			\$3.00
2022Q4	22155	SOMERSET	NHPP-0206(335)	5,854	\$11.04			\$2.00

New Jersey Department of Transportation  
Jan 2022 - Dec 2022

12:15 Tuesday, January 3, 2023 126

HISTORICAL BID PRICE LISTING  
BY REGION

REGION: C

PAY ITEM	CALENDAR QUARTER	CONTRACT NUMBER	COUNTY LOCATION	PROJECT DESCRIPTION	BID QUANTITY	AWARD PRICE	SECOND BIDDER	THIRD BIDDER	ESTIMATE
TRAFFIC MARKINGS SYMBOLS / SF									
610060M	2022Q1	22404	MIDDLESEX	STATE	1,172	\$7.35	\$7.00	\$5.00	\$6.00
		22106	HUNTERDON	NHP-0179(327)	1,250	\$23.70			\$7.00
		22404	MIDDLESEX	STATE	1,250	\$7.35	\$6.75	\$2.00	\$8.00
		22405	MONMOUTH	STATE	9,546	\$7.35	\$7.40	\$7.15	\$6.00
2022Q2	22116	MERCER	CRRSAA-FLEX-0027(304)		95	\$8.00	\$10.25	\$10.45	\$9.00
	22131	OCEAN	STBGP-D00S(595)		250	\$7.75	\$11.25		\$8.00
	22118	MIDDLESEX	NHP- 0018 (308)		2,270	\$7.75	\$7.75	\$7.03	\$6.00
	22120	MIDDLESEX	NHP-0018 (309)		3,968	\$7.36	\$9.00	\$8.00	\$7.00
	22113	SOMERSET	NHP-0022 (351)		6,500	\$6.20	\$7.14	\$7.75	\$5.00
	22107	OCEAN	NHP-0009(328)		14,788	\$7.50	\$1.20	\$7.50	\$7.00
2022Q3	22146	HUNTERDON	0078(334)		430	\$6.00	\$8.50	\$8.40	\$8.00
	22150	MONMOUTH	NHP-0035(334)		500	\$9.48			\$8.00
	22144	OCEAN	NHP-0072(311)		1,348	\$7.35	\$8.25		\$7.00
	22147	OCEAN	NHP-0009(331)		7,000	\$2.70			\$10.00
2022Q4	22155	SOMERSET	NHPP-0206(335)		1,104	\$6.00			\$8.00

New Jersey Department of Transportation  
Jan 2022 - Dec 2022

12:15 Tuesday, January 3, 2023 127

HISTORICAL BID PRICE LISTING  
BY REGION

REGION: C

PAY ITEM	CALENDAR QUARTER	CONTRACT NUMBER	COUNTY LOCATION	PROJECT DESCRIPTION	BID QUANTITY	AWARD PRICE	SECOND BIDDER	THIRD BIDDER	ESTIMATE
CUSH, COMP BAR, TYPE 2, NARROW / U									
611300M	2022Q2	22107	OCEAN	NHP-0009(328)	1	\$30,000	\$60,000	\$35,000	\$30,000

-----  
CRASH CUSH, COMP BAR, TYPE 3, NARROW / U

611312M	2022Q2	22107	OCEAN	NHP-0009 (328)	1	\$40,000	\$52,000	\$44,000	\$34,000
		22120	MIDDLESEX	NHP-0018 (309)	5	\$28,018	\$34,000	\$41,000	\$35,000

-----  
 CRASH CUSH, COMP BAR, TYPE 4, X-WIDE / U

611333M	2022Q2	22108	MERCER	NHP-0029 (327)	1	\$50,500	\$63,800	\$45,000	\$55,000
---------	--------	-------	--------	----------------	---	----------	----------	----------	----------

-----  
 CRASH CUSHION, LOW MAINTENANCE, COMPRESS / U

611348M	2022Q2	22108	MERCER	NHP-0029 (327)	1	\$46,250	\$51,500	\$35,000	\$39,000
		22131	OCEAN	STBGP-D00S (595)	2	\$55,000	\$85,000		\$30,000
		22120	MIDDLESEX	NHP-0018 (309)	14	\$38,398	\$36,000	\$47,000	\$40,000

New Jersey Department of Transportation  
 Jan 2022 - Dec 2022

12:15 Tuesday, January 3, 2023 128

HISTORICAL BID PRICE LISTING  
 BY REGION

REGION: C

PAY ITEM	CALENDAR QUARTER	CONTRACT NUMBER	COUNTY LOCATION	PROJECT DESCRIPTION	BID QUANTITY	AWARD PRICE	SECOND BIDDER	THIRD BIDDER	ESTIMATE
-----	-----	-----	-----	-----	-----	-----	-----	-----	-----
REGULATORY AND WARNING SIGN / SF									
612003P	2022Q2	22116	MERCER	CRRSAA-FLEX-0027 (304)	23	\$50.00	\$50.00	\$49.50	\$50.00
		22121	MONMOUTH	NHP-1015 (350)	75	\$35.00	\$40.00	\$40.00	\$40.00
		22131	OCEAN	STBGP-D00S (595)	645	\$50.00	\$73.00		\$45.00
		22107	OCEAN	NHP-0009 (328)	2,661	\$45.50	\$40.00	\$14.00	\$38.00
		22120	MIDDLESEX	NHP-0018 (309)	3,897	\$39.95	\$50.00	\$48.00	\$55.00

-----  
 GUIDE SIGN, TYPE GA, STEEL "U" POST SUPP / SF

612006P	2022Q2	22120	MIDDLESEX	NHP-0018 (309)	1,124	\$33.64	\$52.00	\$52.00	\$38.00
---------	--------	-------	-----------	----------------	-------	---------	---------	---------	---------

-----  
 RELOCATE SIGN / U

612021M	2022Q2	22113	SOMERSET	NHP-0022 (351)	1	\$500.00	\$500.00	\$285.00	\$500.00
		22120	MIDDLESEX	NHP-0018 (309)	18	\$194.49	\$550.00	\$390.00	\$170.00

-----  
 OVERHEAD STREET NAME SIGNS / SF

612030P	2022Q2	22120	MIDDLESEX	NHP-0018 (309)	192.75	\$84.10	\$55.00	\$40.00	\$85.00
---------	--------	-------	-----------	----------------	--------	---------	---------	---------	---------

-----  
 SPECIALIZED SIGN / U

612033P	2022Q2	22112	MERCER	NHP-0029 (329)	1	\$4,900	\$10,000	\$4,000	\$8,500
---------	--------	-------	--------	----------------	---	---------	----------	---------	---------

New Jersey Department of Transportation  
 Jan 2022 - Dec 2022

12:15 Tuesday, January 3, 2023 129

HISTORICAL BID PRICE LISTING  
BY REGION

REGION: C

PAY ITEM	CALENDAR QUARTER	CONTRACT NUMBER	COUNTY LOCATION	PROJECT DESCRIPTION	BID QUANTITY	AWARD PRICE	SECOND BIDDER	THIRD BIDDER	ESTIMATE
BENCH, TYPE _ / U									
618003M	2022Q2	22107	OCEAN	NHP-0009(328)	4	\$1,825	\$3,500	\$4,000	\$1,700
New Jersey Department of Transportation Jan 2022 - Dec 2022							12:15	Tuesday, January 3, 2023	130

HISTORICAL BID PRICE LISTING  
BY REGION

REGION: C

PAY ITEM	CALENDAR QUARTER	CONTRACT NUMBER	COUNTY LOCATION	PROJECT DESCRIPTION	BID QUANTITY	AWARD PRICE	SECOND BIDDER	THIRD BIDDER	ESTIMATE
8" DUCTILE IRON WATER PIPE, CLASS 54 / LF									
651058P	2022Q2	22107	OCEAN	NHP-0009(328)	40	\$295.00	\$170.00	\$250.00	\$500.00
		22120	MIDDLESEX	NHP-0018(309)	2,516	\$285.00	\$325.00	\$300.00	\$190.00
-----									
10" DUCTILE IRON WATER PIPE, C 54 / LF									
651061P	2022Q2	22119	SOMERSET	NHP-0078(332)	180	\$275.00	\$550.00	\$400.00	\$400.00
-----									
12" DUCTILE IRON WATER PIPE, CLASS 54 / LF									
651064P	2022Q2	22119	SOMERSET	NHP-0078(332)	40	\$625.00	\$700.00	\$900.00	\$425.00
		22107	OCEAN	NHP-0009(328)	6,610	\$325.00	\$200.00	\$350.00	\$350.00
		22120	MIDDLESEX	NHP-0018(309)	21,850	\$425.00	\$378.00	\$575.00	\$194.65
-----									
16" DUCTILE IRON WATER PIPE, CLASS 54 / LF									
651073P	2022Q2	22120	MIDDLESEX	NHP-0018(309)	88	\$815.00	\$450.00	\$800.00	\$440.00
		22107	OCEAN	NHP-0009(328)	2,400	\$525.00	\$525.00	\$440.00	\$385.00
-----									
20" DUCTILE IRON WATER PIPE, CLASS 54 / LF									
651076P	2022Q2	22120	MIDDLESEX	NHP-0018(309)	146	\$775	\$1,250	\$1,400	\$1,200
New Jersey Department of Transportation Jan 2022 - Dec 2022							12:15	Tuesday, January 3, 2023	131

HISTORICAL BID PRICE LISTING  
BY REGION

REGION: C



PAY ITEM	CALENDAR QUARTER	CONTRACT NUMBER	COUNTY LOCATION	PROJECT DESCRIPTION	BID QUANTITY	AWARD PRICE	SECOND BIDDER	THIRD BIDDER	ESTIMATE
12" DUCTILE IRON WATER PIPE BRIDGE, CL54 / LF									
651146P	2022Q2	22120	MIDDLESEX	NHP-0018 (309)	200	\$1,500	\$550	\$1,200	\$825.00

10" DUCTILE IRON WATER PIPE BRIDGE, C 54 / LF									
651190P	2022Q2	22119	SOMERSET	NHP-0078 (332)	220	\$375.00	\$400.00	\$600.00	\$325.00
		22119	SOMERSET	NHP-0078 (332)	220	\$375.00	\$400.00	\$600.00	\$325.00

New Jersey Department of Transportation  
Jan 2022 - Dec 2022

12:15 Tuesday, January 3, 2023 132

HISTORICAL BID PRICE LISTING  
BY REGION

REGION: C

PAY ITEM	CALENDAR QUARTER	CONTRACT NUMBER	COUNTY LOCATION	PROJECT DESCRIPTION	BID QUANTITY	AWARD PRICE	SECOND BIDDER	THIRD BIDDER	ESTIMATE
WATER SERVICE CONNECTION / U									
651243M	2022Q2	22107	OCEAN	NHP-0009 (328)	57	\$5,000	\$3,200	\$10,000	\$5,900
		22120	MIDDLESEX	NHP-0018 (309)	82	\$11,500	\$1,500	\$150	\$2,700

WATER SERVICE PIPE / LF									
651245P	2022Q2	22120	MIDDLESEX	NHP-0018 (309)	2,841	\$20.00	\$150.00	\$250.00	\$55.00

FIRE HYDRANT / U									
651246M	2022Q2	22107	OCEAN	NHP-0009 (328)	13	\$12,800	\$10,000	\$17,000	\$8,500
		22120	MIDDLESEX	NHP-0018 (309)	66	\$22,500	\$10,000	\$14,500	\$8,750

RESET FIRE HYDRANT / U									
651252M	2022Q2	22107	OCEAN	NHP-0009 (328)	6	\$8,500	\$6,500	\$3,000	\$2,100

RESET WATER VALVE BOX / U									
651255M	2022Q1	22404	MIDDLESEX	STATE	51	\$100.00	\$25.00	\$0.02	\$50.00
		22405	MONMOUTH	STATE	89	\$75.00	\$30.00	\$50.00	\$50.00
		22404	MIDDLESEX	STATE	100	\$1.00	\$25.00	\$0.02	\$50.00
	2022Q2	22116	MERCER	CRRSAA-FLEX-0027 (304)	1	\$25	\$35	\$1,650	\$173.00
		22131	OCEAN	STBGP-D00S (595)	15	\$35.00	\$73.00		\$250.00
		22120	MIDDLESEX	NHP-0018 (309)	25	\$53.38	\$450.00	\$600.00	\$50.00
		22107	OCEAN	NHP-0009 (328)	75	\$50.00	\$225.00	\$600.00	\$80.00

WATER AS-BUILT PLAN / LS

651258M	2022Q2	22107	OCEAN	NHP-0009 (328)	1	\$3,000	\$20,000	\$5,000	\$2,500
		22120	MIDDLESEX	NHP-0018 (309)	1	\$7,885	\$7,500	\$5,000	\$50,000

-----  
GATE VALVES AND BOXES / U

651270M	2022Q2	22120	MIDDLESEX	NHP-0018 (309)	286	\$6,786	\$4,000	\$5,000	\$2,720
---------	--------	-------	-----------	----------------	-----	---------	---------	---------	---------

New Jersey Department of Transportation  
Jan 2022 - Dec 2022  
12:15 Tuesday, January 3, 2023 133

HISTORICAL BID PRICE LISTING  
BY REGION

REGION: C

PAY ITEM	CALENDAR QUARTER	CONTRACT NUMBER	COUNTY LOCATION	PROJECT DESCRIPTION	BID QUANTITY	AWARD PRICE	SECOND BIDDER	THIRD BIDDER	ESTIMATE
----------	------------------	-----------------	-----------------	---------------------	--------------	-------------	---------------	--------------	----------

BUTTERFLY VALVES AND BOXES / U

651273M	2022Q2	22120	MIDDLESEX	NHP-0018 (309)	1	\$13,396	\$35,000	\$52,000	\$14,500
---------	--------	-------	-----------	----------------	---	----------	----------	----------	----------

New Jersey Department of Transportation  
Jan 2022 - Dec 2022  
12:15 Tuesday, January 3, 2023 134

HISTORICAL BID PRICE LISTING  
BY REGION

REGION: C

PAY ITEM	CALENDAR QUARTER	CONTRACT NUMBER	COUNTY LOCATION	PROJECT DESCRIPTION	BID QUANTITY	AWARD PRICE	SECOND BIDDER	THIRD BIDDER	ESTIMATE
----------	------------------	-----------------	-----------------	---------------------	--------------	-------------	---------------	--------------	----------

SANITARY SEWER SERVICE CONNECTION / U

652417M	2022Q2	22107	OCEAN	NHP-0009 (328)	10	\$8,225	\$4,500	\$4,500	\$2,250
---------	--------	-------	-------	----------------	----	---------	---------	---------	---------

-----  
RECONSTRUCTED MANHOLE, SANITARY SEWER, U / U

652429M	2022Q2	22120	MIDDLESEX	NHP-0018 (309)	6	\$1,377	\$2,000	\$2,500	\$2,700
		22107	OCEAN	NHP-0009 (328)	27	\$1,330	\$3,100	\$2,500	\$2,500

-----  
RESET MANHOLE, SANITARY SEWER, USING EXI / U

652432M	2022Q2	22131	OCEAN	STBGP-D00S (595)	10	\$1,200	\$900		\$1,200
		22107	OCEAN	NHP-0009 (328)	144	\$445	\$1,250	\$350	\$555.00
	2022Q3	22147	OCEAN	NHP-0009 (331)	1	\$2,100			\$1,000

-----  
RESET MANHOLE, SANITARY SEWER, USING NEW / U

652435M	2022Q2	22120	MIDDLESEX	NHP-0018 (309)	57	\$846	\$1,250	\$500	\$1,400
---------	--------	-------	-----------	----------------	----	-------	---------	-------	---------

-----

SEWER AS-BUILT PLAN / LS

652441M	2022Q2	22107	OCEAN	NHP-0009(328)	1	\$1,615	\$13,000	\$10,000	\$2,500
---------	--------	-------	-------	---------------	---	---------	----------	----------	---------

-----  
 RESET SANITARY SEWER CLEANOUT / U

652450M	2022Q2	22107	OCEAN	NHP-0009(328)	7	\$400.00	\$675.00	\$250.00	\$500.00
		22120	MIDDLESEX	NHP-0018 (309)	25	\$404.86	\$650.00	\$250.00	\$600.00

-----  
 RESET SANITARY SEWER VENT / U

652451M	2022Q2	22107	OCEAN	NHP-0009(328)	30	\$1,200	\$750	\$250	\$170.00
---------	--------	-------	-------	---------------	----	---------	-------	-------	----------

New Jersey Department of Transportation  
 Jan 2022 - Dec 2022

12:15 Tuesday, January 3, 2023 135

HISTORICAL BID PRICE LISTING  
 BY REGION

REGION: C

PAY ITEM	CALENDAR QUARTER	CONTRACT NUMBER	COUNTY LOCATION	PROJECT DESCRIPTION	BID QUANTITY	AWARD PRICE	SECOND BIDDER	THIRD BIDDER	ESTIMATE
----------	------------------	-----------------	-----------------	---------------------	--------------	-------------	---------------	--------------	----------

2" GAS MAIN / LF

653003P	2022Q2	22120	MIDDLESEX	NHP-0018 (309)	990	\$300.00	\$300.00	\$260.00	\$350.00
---------	--------	-------	-----------	----------------	-----	----------	----------	----------	----------

4" GAS MAIN / LF

653006P	2022Q2	22120	MIDDLESEX	NHP-0018 (309)	985	\$300.00	\$300.00	\$400.00	\$350.00
---------	--------	-------	-----------	----------------	-----	----------	----------	----------	----------

8" GAS MAIN / LF

653012P	2022Q2	22120	MIDDLESEX	NHP-0018 (309)	220	\$375.00	\$390.00	\$515.00	\$450.00
---------	--------	-------	-----------	----------------	-----	----------	----------	----------	----------

GAS MAIN, TIE-IN ASSISTANCE / U

653015M	2022Q2	22120	MIDDLESEX	NHP-0018 (309)	17	\$75,000	\$60,000	\$9,000	\$39,000
---------	--------	-------	-----------	----------------	----	----------	----------	---------	----------

12" GAS MAIN / LF

653018P	2022Q2	22120	MIDDLESEX	NHP-0018 (309)	100	\$400.00	\$410.00	\$790.00	\$400.00
---------	--------	-------	-----------	----------------	-----	----------	----------	----------	----------

24" GAS MAIN / LF

653033P	2022Q2	22120	MIDDLESEX	NHP-0018 (309)	11,390	\$350.00	\$415.00	\$700.00	\$750.00
---------	--------	-------	-----------	----------------	--------	----------	----------	----------	----------

-----  
 GAS SERVICE CONNECTION / U

653081M	2022Q2	22120	MIDDLESEX	NHP-0018 (309)	8	\$4,000	\$4,000	\$4,100	\$3,800
---------	--------	-------	-----------	----------------	---	---------	---------	---------	---------

-----  
 RESET GAS VALVE BOX / U

653084M	2022Q1	22404	MIDDLESEX	STATE	12	\$100.00	\$25.00	\$0.02	\$50.00
		22405	MONMOUTH	STATE	16	\$75.00	\$30.00	\$50.00	\$50.00
		22404	MIDDLESEX	STATE	100	\$1.00	\$25.00	\$0.02	\$50.00

New Jersey Department of Transportation  
 Jan 2022 - Dec 2022

12:15 Tuesday, January 3, 2023 136

HISTORICAL BID PRICE LISTING  
 BY REGION

REGION: C

PAY ITEM	CALENDAR QUARTER	CONTRACT NUMBER	COUNTY LOCATION	PROJECT DESCRIPTION	BID QUANTITY	AWARD PRICE	SECOND BIDDER	THIRD BIDDER	ESTIMATE
-----									
RESET GAS VALVE BOX / U									
653084M	2022Q2	22113	SOMERSET	NHP-0022 (351)	1	\$200.00	\$150.00	\$200.00	\$50.00
		22119	SOMERSET	NHP-0078 (332)	2	\$275	\$500	\$1,185	\$250.00
		22131	OCEAN	STBGP-D00S (595)	15	\$35.00	\$73.00		\$150.00
		22120	MIDDLESEX	NHP-0018 (309)	24	\$850.00	\$900.00	\$500.00	\$25.00

-----  
 GAS AS-BUILT PLAN / LS

653087P	2022Q2	22120	MIDDLESEX	NHP-0018 (309)	1	\$17,500	\$25,000	\$8,000	\$23,000
---------	--------	-------	-----------	----------------	---	----------	----------	---------	----------

-----  
 GAS MAIN REMOVAL / LF

653088P	2022Q2	22120	MIDDLESEX	NHP-0018 (309)	690	\$50.00	\$60.00	\$200.00	\$115.00
---------	--------	-------	-----------	----------------	-----	---------	---------	----------	----------

-----  
 GAS MAIN PROTECTION STRUCTURE / U

653095P	2022Q2	22120	MIDDLESEX	NHP-0018 (309)	6	\$10,000	\$8,000	\$12,000	\$60,000
---------	--------	-------	-----------	----------------	---	----------	---------	----------	----------

New Jersey Department of Transportation  
 Jan 2022 - Dec 2022

12:15 Tuesday, January 3, 2023 137

HISTORICAL BID PRICE LISTING  
 BY REGION

REGION: C

PAY ITEM	CALENDAR QUARTER	CONTRACT NUMBER	COUNTY LOCATION	PROJECT DESCRIPTION	BID QUANTITY	AWARD PRICE	SECOND BIDDER	THIRD BIDDER	ESTIMATE
-----									
GUY ANCHOR INSTALLATION / U									
654005M	2022Q2	22120	MIDDLESEX	NHP-0018 (309)	5	\$3,154	\$1,250	\$5,105	\$650.00

-----  
 ELECTRICAL UTILITY RELOCATION / LS

654007P	2022Q2	22119	SOMERSET	NHP-0078 (332)	1	\$27,000	\$50,000	\$29,875	\$17,195
		22131	OCEAN	STBGP-D00S (595)	1	\$40,000	\$100,000		\$46,364

-----  
UTILITY POLE SHEATH / U

654010M	2022Q2	22120	MIDDLESEX	NHP-0018 (309)	5	\$3,154	\$2,000	\$5,105	\$710.00
---------	--------	-------	-----------	----------------	---	---------	---------	---------	----------

-----  
TELECOMMUNICATION RELOCATION / LF

654035P	2022Q2	22120	MIDDLESEX	NHP-0018 (309)	2,435	\$1,515	\$1,550	\$1,400	\$200.00
---------	--------	-------	-----------	----------------	-------	---------	---------	---------	----------

-----  
TELECOM RELOCATION PROTECTION STRUCTURE / U

654036P	2022Q2	22120	MIDDLESEX	NHP-0018 (309)	16	\$14,571	\$15,000	\$13,000	\$11,000
---------	--------	-------	-----------	----------------	----	----------	----------	----------	----------

-----  
RESET TELECOMMUNICATIONS MANHOLE / U

654050M	2022Q1	22405	MONMOUTH	STATE	4	\$24	\$2,400	\$2,750	\$1,500
		22404	MIDDLESEX	STATE	7	\$2,680	\$2,700	\$500	\$1,500
	2022Q2	22120	MIDDLESEX	NHP-0018 (309)	15	\$2,047	\$2,100	\$1,900	\$2,500
		22107	OCEAN	NHP-0009 (328)	62	\$1,775	\$2,000	\$1,650	\$3,000

New Jersey Department of Transportation  
Jan 2022 - Dec 2022

12:15 Tuesday, January 3, 2023 138

HISTORICAL BID PRICE LISTING  
BY REGION

REGION: C

PAY ITEM	CALENDAR QUARTER	CONTRACT NUMBER	COUNTY LOCATION	PROJECT DESCRIPTION	BID QUANTITY	AWARD PRICE	SECOND BIDDER	THIRD BIDDER	ESTIMATE
-----	-----	-----	-----	-----	-----	-----	-----	-----	-----
TELECOMMUNICATION	CONDUIT / LF								
655003P	2022Q2	22107	OCEAN	NHP-0009 (328)	650	\$72.00	\$80.00	\$73.00	\$96.00

-----  
TELECOMMUNICATIONS RELOCATION / LS

655007P	2022Q2	22107	OCEAN	NHP-0009 (328)	1	\$425,000	\$235,000	\$200,000	\$44,000
---------	--------	-------	-------	----------------	---	-----------	-----------	-----------	----------

-----  
TELECOMMUNICATION MANHOLE / U

655012M	2022Q2	22107	OCEAN	NHP-0009 (328)	1	\$51,000	\$30	\$50,000	\$17,000
---------	--------	-------	-------	----------------	---	----------	------	----------	----------

-----  
RESET TELECOMMUNICATIONS MANHOLE / U

655013P	2022Q2	22116	MERCER	CRRSAA-FLEX-0027 (304	2	\$3,000	\$1,650	\$5,445	\$2,000
---------	--------	-------	--------	-----------------------	---	---------	---------	---------	---------

-----  
ELECTRICAL UTILITY RELOCATION, JCP&L / LS

655031P	2022Q2	22107	OCEAN	NHP-0009(328)	1	\$3,900,000	\$18,000	\$3,373,000	\$11500000
		22121	MONMOUTH	NHP-1015(350)	1	\$55,000	\$69,486	\$75,000	\$53,532

New Jersey Department of Transportation  
Jan 2022 - Dec 2022

12:15 Tuesday, January 3, 2023 139

HISTORICAL BID PRICE LISTING  
BY REGION

REGION: C

PAY ITEM	CALENDAR QUARTER	CONTRACT NUMBER	COUNTY LOCATION	PROJECT DESCRIPTION	BID QUANTITY	AWARD PRICE	SECOND BIDDER	THIRD BIDDER	ESTIMATE
TEMPORARY SUPPORT, UTILITY POLES / U									
657004P	2022Q2	22120	MIDDLESEX	NHP-0018 (309)	28	\$4,415	\$2,500	\$300	\$3,800

UTILITY PIPE SUPPORT / LS

657005P	2022Q2	22119	SOMERSET	NHP-0078(332)	1	\$225,000	\$125,000	\$180,000	\$100,000
		22119	SOMERSET	NHP-0078(332)	1	\$225,000	\$125,000	\$180,000	\$100,000

New Jersey Department of Transportation  
Jan 2022 - Dec 2022

12:15 Tuesday, January 3, 2023 140

HISTORICAL BID PRICE LISTING  
BY REGION

REGION: C

PAY ITEM	CALENDAR QUARTER	CONTRACT NUMBER	COUNTY LOCATION	PROJECT DESCRIPTION	BID QUANTITY	AWARD PRICE	SECOND BIDDER	THIRD BIDDER	ESTIMATE
3/4" RIGID METALLIC CONDUIT / LF									
701006P	2022Q1	22430	MERCER	100% STATE	130	\$40.00	\$95.00		\$20.00

1 1/2" RIGID METALLIC CONDUIT / LF

701012P	2022Q1	22430	MERCER	100% STATE	100	\$50.00	\$106.00		\$35.00
		22428	MERCER	100% STATE	125	\$10.00	\$100.00		\$20.00
	2022Q2	22112	MERCER	NHP-0029(329)	41	\$53.00	\$75.00	\$50.00	\$90.00
		22107	OCEAN	NHP-0009(328)	152	\$71.00	\$92.00	\$66.00	\$50.00

2" RIGID METALLIC CONDUIT / LF

701015P	2022Q1	22428	MERCER	100% STATE	350	\$50.00	\$125.00		\$35.00
	2022Q2	22121	MONMOUTH	NHP-1015(350)	103	\$60.00	\$60.00	\$65.00	\$40.00
		22112	MERCER	NHP-0029(329)	272	\$200.00	\$130.00	\$125.00	\$45.00
		22107	OCEAN	NHP-0009(328)	1,024	\$105.00	\$115.00	\$95.00	\$46.00

2 1/2" RIGID METALLIC CONDUIT / LF

701018P	2022Q1	22428	MERCER	100% STATE	100	\$10.00	\$130.00		\$15.00
	2022Q2	22120	MIDDLESEX	NHP-0018 (309)	1,343	\$63.00	\$35.00	\$55.00	\$55.00

3" RIGID METALLIC CONDUIT / LF

701021P	2022Q1	22428	MERCER	100% STATE	3,000	\$70.00	\$130.00		\$55.00
	2022Q2	22121	MONMOUTH	NHP-1015(350)	168	\$65.00	\$65.00	\$70.00	\$60.00
		22108	MERCER	NHP-0029(327)	320	\$114.00	\$125.00	\$110.00	\$67.00
		22116	MERCER	CRRSAA-FLEX-0027(304)	350	\$120.00	\$100.00	\$84.70	\$70.00
		22119	SOMERSET	NHP-0078(332)	550	\$54.00	\$60.00	\$61.00	\$50.00
		22119	SOMERSET	NHP-0078(332)	560	\$54.00	\$60.00	\$61.00	\$50.00
		22131	OCEAN	STBGP-D00S(595)	1,940	\$80.00	\$125.00		\$65.00

New Jersey Department of Transportation  
Jan 2022 - Dec 2022

12:15 Tuesday, January 3, 2023 141

HISTORICAL BID PRICE LISTING  
BY REGION

REGION: C

PAY ITEM	CALENDAR QUARTER	CONTRACT NUMBER	COUNTY LOCATION	PROJECT DESCRIPTION	BID QUANTITY	AWARD PRICE	SECOND BIDDER	THIRD BIDDER	ESTIMATE
3" RIGID METALLIC CONDUIT / LF									
701021P	(cont)	22112	MERCER	NHP-0029(329)	4,219	\$75.00	\$83.00	\$85.00	\$60.00
		22107	OCEAN	NHP-0009(328)	4,524	\$90.00	\$120.00	\$85.00	\$64.00
		22120	MIDDLESEX	NHP-0018 (309)	7,680	\$73.00	\$60.00	\$95.00	\$62.00

4" RIGID METALLIC CONDUIT / LF

701024P	2022Q2	22131	OCEAN	STBGP-D00S(595)	15	\$85.00	\$135.00		\$120.00
		22120	MIDDLESEX	NHP-0018 (309)	270	\$94.00	\$85.00	\$105.00	\$90.00

2" RIGID NONMETALLIC CONDUIT / LF

701027P	2022Q1	22428	MERCER	100% STATE	500	\$32.00	\$40.00		\$25.00
---------	--------	-------	--------	------------	-----	---------	---------	--	---------

3" RIGID NONMETALLIC CONDUIT / LF

701030P	2022Q1	22428	MERCER	100% STATE	3,000	\$34.00	\$45.00		\$35.00
	2022Q2	22108	MERCER	NHP-0029(327)	472	\$47.00	\$51.00	\$62.00	\$34.00

1 1/4" FLEXIBLE METALLIC CONDUIT / LF

701036P	2022Q1	22430	MERCER	100% STATE	50	\$20.00	\$102.00		\$20.00
---------	--------	-------	--------	------------	----	---------	----------	--	---------

1 1/2" FLEXIBLE METALLIC CONDUIT / LF

701039P	2022Q1 22430	MERCER	100% STATE	50	\$20.00	\$102.00		\$20.00
---------	--------------	--------	------------	----	---------	----------	--	---------

-----  
 FIBERGLASS CONDUIT / LF

701091P	2022Q2 22107	OCEAN	NHP-0009(328)	250	\$250.00	\$860.00	\$110.00	\$80.00
---------	--------------	-------	---------------	-----	----------	----------	----------	---------

-----  
 38" JUNCTION BOX / U

701093M	2022Q1 22428	MERCER	100% STATE	1	\$500	\$2,000		\$1,200
---------	--------------	--------	------------	---	-------	---------	--	---------

New Jersey Department of Transportation  
 Jan 2022 - Dec 2022 12:15 Tuesday, January 3, 2023 142

HISTORICAL BID PRICE LISTING  
 BY REGION

REGION: C

PAY ITEM	CALENDAR QUARTER	CONTRACT NUMBER	COUNTY LOCATION	PROJECT DESCRIPTION	BID QUANTITY	AWARD PRICE	SECOND BIDDER	THIRD BIDDER	ESTIMATE
----------	------------------	-----------------	-----------------	---------------------	--------------	-------------	---------------	--------------	----------

-----  
 17" X 30" JUNCTION BOX / U

701099M	2022Q1 22428	MERCER	100% STATE		4	\$200	\$2,000		\$500.00
---------	--------------	--------	------------	--	---	-------	---------	--	----------

New Jersey Department of Transportation  
 Jan 2022 - Dec 2022 12:15 Tuesday, January 3, 2023 143

HISTORICAL BID PRICE LISTING  
 BY REGION

REGION: C

PAY ITEM	CALENDAR QUARTER	CONTRACT NUMBER	COUNTY LOCATION	PROJECT DESCRIPTION	BID QUANTITY	AWARD PRICE	SECOND BIDDER	THIRD BIDDER	ESTIMATE
----------	------------------	-----------------	-----------------	---------------------	--------------	-------------	---------------	--------------	----------

-----  
 18" X 36" JUNCTION BOX / U

701102M	2022Q1 22428	MERCER	100% STATE		40	\$2,200	\$2,500		\$1,800
	2022Q2 22116	MERCER	CRRSAA-FLEX-0027(304		3	\$3,750	\$3,500	\$2,684	\$2,706
	22119	SOMERSET	NHP-0078(332)		3	\$3,500	\$1,000	\$2,919	\$2,000
	22119	SOMERSET	NHP-0078(332)		3	\$3,500	\$1,000	\$2,919	\$2,000
	22112	MERCER	NHP-0029(329)		8	\$3,500	\$3,200	\$2,500	\$2,700
	22131	OCEAN	STBGP-D00S(595)		14	\$3,250	\$4,500		\$2,600
	22107	OCEAN	NHP-0009(328)		31	\$2,550	\$3,100	\$2,400	\$2,800
	22120	MIDDLESEX	NHP-0018(309)		55	\$2,625	\$2,500	\$2,300	\$2,600

-----  
 12" X 10" X 8" METAL JUNCTION BOX / U

701108M	2022Q1 22428	MERCER	100% STATE		2	\$200.00	\$400.00		\$400.00
	22430	MERCER	100% STATE		5	\$2,000	\$1,274		\$750.00

-----



JUNCTION BOX FOUNDATION / U

701117M	2022Q1	22428	MERCER	100% STATE	75	\$2,400	\$2,500		\$1,500
	2022Q2	22131	OCEAN	STBGP-D00S (595)	1	\$3,500	\$6,000		\$3,600
		22108	MERCER	NHP-0029 (327)	4	\$3,430	\$3,700	\$4,400	\$2,500
		22107	OCEAN	NHP-0009 (328)	5	\$2,900	\$4,900	\$2,700	\$2,750
		22120	MIDDLESEX	NHP-0018 (309)	6	\$3,780	\$2,800	\$2,800	\$2,400
		22112	MERCER	NHP-0029 (329)	21	\$3,700	\$3,100	\$2,600	\$3,000

JUNCTION BOX FRAME AND COVER / U

701120M	2022Q1	22428	MERCER	100% STATE	20	\$650	\$1,000		\$800.00
	2022Q2	22120	MIDDLESEX	NHP-0018 (309)	25	\$625	\$225	\$2,700	\$1,600

FOUNDATION, TYPE SFT / U

701123M	2022Q1	22428	MERCER	100% STATE	15	\$1,100	\$1,400		\$1,100
---------	--------	-------	--------	------------	----	---------	---------	--	---------

New Jersey Department of Transportation  
Jan 2022 - Dec 2022

12:15 Tuesday, January 3, 2023 144

HISTORICAL BID PRICE LISTING  
BY REGION

REGION: C

PAY ITEM	CALENDAR QUARTER	CONTRACT NUMBER	COUNTY LOCATION	PROJECT DESCRIPTION	BID QUANTITY	AWARD PRICE	SECOND BIDDER	THIRD BIDDER	ESTIMATE
FOUNDATION, TYPE SFT / U									
701123M	2022Q2	22116	MERCER	CRRSAA-FLEX-0027 (304)	2	\$4,750	\$3,500	\$2,574	\$2,500
		22131	OCEAN	STBGP-D00S (595)	5	\$3,350	\$4,700		\$2,400
		22120	MIDDLESEX	NHP-0018 (309)	9	\$2,950	\$2,500	\$2,200	\$2,100
		22107	OCEAN	NHP-0009 (328)	11	\$2,550	\$6,100	\$2,400	\$2,300

FOUNDATION, TYPE MCF / U

701126M	2022Q1	22428	MERCER	100% STATE	5	\$700.00	\$800.00		\$750.00
---------	--------	-------	--------	------------	---	----------	----------	--	----------

FOUNDATION, TYPE P-MC MODIFIED / U

701128M	2022Q1	22428	MERCER	100% STATE	10	\$2,500	\$2,200		\$2,000
	2022Q2	22131	OCEAN	STBGP-D00S (595)	2	\$6,400	\$6,700		\$4,500
		22120	MIDDLESEX	NHP-0018 (309)	7	\$4,000	\$6,500	\$5,200	\$4,700
		22107	OCEAN	NHP-0009 (328)	9	\$4,350	\$7,500	\$4,000	\$4,200

FOUNDATION, TYPE P / U

701129M	2022Q1	22428	MERCER	100% STATE	2	\$100.00	\$500.00		\$600.00
---------	--------	-------	--------	------------	---	----------	----------	--	----------

-----									
FOUNDATION, TYPE P-MC / U									
701132M	2022Q1	22428	MERCER	100% STATE	10	\$2,500	\$1,800		\$1,500
	2022Q2	22116	MERCER	CRRSAA-FLEX-0027 (304	1	\$5,000	\$10,000	\$3,850	\$4,200

-----									
FOUNDATION, TYPE SPF / U									
701135M	2022Q1	22428	MERCER	100% STATE	10	\$1,000	\$1,500		\$800.00
	2022Q2	22116	MERCER	CRRSAA-FLEX-0027 (304	3	\$3,500	\$2,500	\$1,815	\$1,800
		22107	OCEAN	NHP-0009 (328)	7	\$1,885	\$5,500	\$1,800	\$1,700

New Jersey Department of Transportation  
Jan 2022 - Dec 2022

12:15 Tuesday, January 3, 2023 145

HISTORICAL BID PRICE LISTING  
BY REGION

REGION: C

PAY ITEM	CALENDAR QUARTER	CONTRACT NUMBER	COUNTY LOCATION	PROJECT DESCRIPTION	BID QUANTITY	AWARD PRICE	SECOND BIDDER	THIRD BIDDER	ESTIMATE
-----	-----	-----	-----	-----	-----	-----	-----	-----	-----
FOUNDATION, TYPE SPF / U									
701135M	(cont)	22120	MIDDLESEX	NHP-0018 (309)	7	\$2,100	\$1,500	\$1,450	\$1,600
		22131	OCEAN	STBGP-D00S (595)	8	\$2,200	\$4,700		\$1,500

-----									
BORING FOR FOUNDATION, STF 50 FOOT ARM / U									
701136M	2022Q2	22131	OCEAN	STBGP-D00S (595)	3	\$6,300	\$15,500		\$10,900

-----									
FOUNDATION, STF FOR GREATER THAN 50 FOOT / LF									
701137P	2022Q2	22131	OCEAN	STBGP-D00S (595)	60	\$2,200	\$4,000		\$1,600

-----									
FOUNDATION, TYPE STF / U									
701138M	2022Q1	22428	MERCER	100% STATE	10	\$4,500	\$5,000		\$4,500
	2022Q2	22131	OCEAN	STBGP-D00S (595)	7	\$11,000	\$15,000		\$5,700
		22107	OCEAN	NHP-0009 (328)	15	\$5,900	\$11,000	\$5,400	\$5,000
		22120	MIDDLESEX	NHP-0018 (309)	24	\$17,500	\$7,500	\$5,150	\$4,900

-----									
FOUNDATION, TYPE SFX / U									
701141M	2022Q1	22428	MERCER	100% STATE	2	\$1.00	\$100.00		\$100.00

-----									
FOUNDATION, TYPE SFK / U									
701144M	2022Q1	22428	MERCER	100% STATE	15	\$1,400	\$1,700		\$1,100

2022Q2	22120	MIDDLESEX	NHP-0018 (309)	4	\$3,100	\$2,500	\$2,350	\$2,000
	22107	OCEAN	NHP-0009(328)	11	\$2,700	\$7,500	\$2,500	\$2,600

-----  
 FOUNDATION, TYPE 1M / U

701153M	2022Q1	22428	MERCER	100% STATE	2	\$200.00	\$400.00	\$450.00
---------	--------	-------	--------	------------	---	----------	----------	----------

New Jersey Department of Transportation  
 Jan 2022 - Dec 2022  
 12:15 Tuesday, January 3, 2023 146

HISTORICAL BID PRICE LISTING  
 BY REGION

REGION: C

PAY ITEM	CALENDAR QUARTER	CONTRACT NUMBER	COUNTY LOCATION	PROJECT DESCRIPTION	BID QUANTITY	AWARD PRICE	SECOND BIDDER	THIRD BIDDER	ESTIMATE
----------	------------------	-----------------	-----------------	---------------------	--------------	-------------	---------------	--------------	----------

-----  
 FOUNDATION, TYPE 2M / U

701156M	2022Q1	22428	MERCER	100% STATE	2	\$400.00	\$400.00	\$450.00
---------	--------	-------	--------	------------	---	----------	----------	----------

-----  
 FOUNDATION, TYPE 1M-MC / U

701159M	2022Q1	22428	MERCER	100% STATE	2	\$550.00	\$800.00	\$650.00
---------	--------	-------	--------	------------	---	----------	----------	----------

-----  
 FOUNDATION, TYPE 2M-MC / U

701162M	2022Q1	22428	MERCER	100% STATE	2	\$650	\$1,100	\$800.00
---------	--------	-------	--------	------------	---	-------	---------	----------

-----  
 CABLE RACK / U

701165M	2022Q2	22107	OCEAN	NHP-0009(328)	88	\$96.00	\$550.00	\$90.00	\$120.00
---------	--------	-------	-------	---------------	----	---------	----------	---------	----------

-----  
 METER CABINET, TYPE T / U

701168M	2022Q2	22116	MERCER	CRRSAA-FLEX-0027(304)	1	\$7,000	\$5,350	\$6,490	\$3,400
---------	--------	-------	--------	-----------------------	---	---------	---------	---------	---------

-----  
 METER CABINET, TYPE TL / U

701171M	2022Q2	22131	OCEAN	STBGP-D00S(595)	3	\$3,850	\$7,500		\$4,200
		22120	MIDDLESEX	NHP-0018 (309)	7	\$6,300	\$6,000	\$3,200	\$4,000
		22107	OCEAN	NHP-0009(328)	9	\$7,000	\$7,500	\$6,500	\$4,000

-----  
 GROUND WIRE, NO. 8 AWG / LF

701192P	2022Q1	22430	MERCER	100% STATE	4,000	\$3.00	\$3.60		\$2.50
	2022Q2	22121	MONMOUTH	NHP-1015(350)	58	\$3.00	\$3.00	\$4.00	\$6.00
		22116	MERCER	CRRSAA-FLEX-0027(304)	350	\$2.00	\$4.75	\$2.00	\$3.00
		22108	MERCER	NHP-0029(327)	784	\$2.60	\$2.75	\$5.00	\$3.00

22131 OCEAN STBGP-D00S(595) 2,871 \$3.20 \$3.20 \$2.00

New Jersey Department of Transportation 12:15 Tuesday, January 3, 2023 147  
Jan 2022 - Dec 2022

HISTORICAL BID PRICE LISTING  
BY REGION

REGION: C

PAY ITEM	CALENDAR QUARTER	CONTRACT NUMBER	COUNTY LOCATION	PROJECT DESCRIPTION	BID QUANTITY	AWARD PRICE	SECOND BIDDER	THIRD BIDDER	ESTIMATE
GROUND WIRE, NO. 8 AWG / LF									
701192P	(cont)	22112	MERCER	NHP-0029 (329)	4,250	\$2.20	\$3.25	\$3.25	\$2.50
		22107	OCEAN	NHP-0009 (328)	6,139	\$3.40	\$9.00	\$3.30	\$2.00
		22120	MIDDLESEX	NHP-0018 (309)	7,975	\$2.40	\$3.30	\$2.85	\$2.00

MULTIPLE LIGHTING WIRE, NO. 2 AWG / LF

701195P	2022Q1	22430	MERCER	100% STATE	5,000	\$7.00	\$8.60		\$5.00
	2022Q2	22108	MERCER	NHP-0029 (327)	3,898	\$6.35	\$7.00	\$8.00	\$6.00
		22112	MERCER	NHP-0029 (329)	17,945	\$7.00	\$6.00	\$6.00	\$5.00

MULTIPLE LIGHTING WIRE, NO. 4 AWG / LF

701196P	2022Q1	22430	MERCER	100% STATE	150	\$1.00	\$5.60		\$2.50
---------	--------	-------	--------	------------	-----	--------	--------	--	--------

MULTIPLE LIGHTING WIRE, NO. 6 AWG / LF

701198P	2022Q1	22430	MERCER	100% STATE	500	\$1.00	\$7.00		\$3.50
	2022Q2	22121	MONMOUTH	NHP-1015 (350)	174	\$5.00	\$5.00	\$5.00	\$10.00
		22120	MIDDLESEX	NHP-0018 (309)	1,540	\$3.65	\$4.50	\$3.50	\$3.00

New Jersey Department of Transportation 12:15 Tuesday, January 3, 2023 148  
Jan 2022 - Dec 2022

HISTORICAL BID PRICE LISTING  
BY REGION

REGION: C

PAY ITEM	CALENDAR QUARTER	CONTRACT NUMBER	COUNTY LOCATION	PROJECT DESCRIPTION	BID QUANTITY	AWARD PRICE	SECOND BIDDER	THIRD BIDDER	ESTIMATE
MULTIPLE LIGHTING WIRE, NO. 8 AWG / LF									
701201P	2022Q1	22430	MERCER	100% STATE	4,500	\$2.00	\$5.60		\$2.00
	2022Q2	22131	OCEAN	STBGP-D00S(595)	5,270	\$3.20	\$3.15		\$2.25
		22107	OCEAN	NHP-0009 (328)	9,176	\$4.50	\$10.00	\$4.40	\$2.00
		22120	MIDDLESEX	NHP-0018 (309)	15,655	\$2.90	\$3.30	\$2.85	\$3.00

-----  
 MULTIPLE LIGHTING WIRE, NO. 10 AWG / LF

701204P	2022Q1	22430	MERCER	100% STATE	5,000	\$6.00	\$6.30		\$3.00
---------	--------	-------	--------	------------	-------	--------	--------	--	--------

-----  
 SERVICE WIRE, NO. 2 AWG / LF

701210P	2022Q2	22121	MONMOUTH	NHP-1015 (350)	120	\$8.00	\$8.00	\$10.00	\$15.00
---------	--------	-------	----------	----------------	-----	--------	--------	---------	---------

-----  
 SERVICE WIRE, NO. 6 AWG / LF

701213P	2022Q2	22116	MERCER	CRRSAA-FLEX-0027 (304)	160	\$2.30	\$7.00	\$2.20	\$5.00
		22131	OCEAN	STBGP-D00S (595)	345	\$13.50	\$7.50		\$4.00
		22120	MIDDLESEX	NHP-0018 (309)	795	\$4.20	\$7.75	\$9.00	\$3.00
		22107	OCEAN	NHP-0009 (328)	1,671	\$4.50	\$8.00	\$4.40	\$3.50

New Jersey Department of Transportation  
 Jan 2022 - Dec 2022

12:15 Tuesday, January 3, 2023 149

HISTORICAL BID PRICE LISTING  
 BY REGION

REGION: C

PAY ITEM	CALENDAR QUARTER	CONTRACT NUMBER	COUNTY LOCATION	PROJECT DESCRIPTION	BID QUANTITY	AWARD PRICE	SECOND BIDDER	THIRD BIDDER	ESTIMATE
MODIFY EXISTING LOAD CENTER / LS									
701375P	2022Q2	22108	MERCER	NHP-0029 (327)	1	\$2,555	\$2,700	\$17,000	\$8,000
		22112	MERCER	NHP-0029 (329)	1	\$2,400	\$9,000	\$9,000	\$8,000

New Jersey Department of Transportation  
 Jan 2022 - Dec 2022

12:15 Tuesday, January 3, 2023 150

HISTORICAL BID PRICE LISTING  
 BY REGION

REGION: C

PAY ITEM	CALENDAR QUARTER	CONTRACT NUMBER	COUNTY LOCATION	PROJECT DESCRIPTION	BID QUANTITY	AWARD PRICE	SECOND BIDDER	THIRD BIDDER	ESTIMATE
CONTROLLER, 8 PHASE / U									
702009M	2022Q2	22116	MERCER	CRRSAA-FLEX-0027 (304)	1	\$20,500	\$21,000	\$19,800	\$21,500
		22131	OCEAN	STBGP-D00S (595)	2	\$30,300	\$50,000		\$15,500
		22107	OCEAN	NHP-0009 (328)	9	\$35,000	\$25,000	\$24,000	\$21,000

-----  
 TRAFFIC SIGNAL STANDARD, ALUMINUM / U

702012M	2022Q2	22116	MERCER	CRRSAA-FLEX-0027 (304)	2	\$3,750	\$4,200	\$3,465	\$3,423
		22131	OCEAN	STBGP-D00S (595)	5	\$3,200	\$5,500		\$3,200
		22120	MIDDLESEX	NHP-0018 (309)	8	\$3,800	\$4,500	\$4,000	\$3,100
		22107	OCEAN	NHP-0009 (328)	21	\$4,250	\$4,500	\$4,000	\$3,100

-----  
 SIGNAL STANDARD GREATER 50 FOOT, STEEL / U

702014M	2022Q2	22131	OCEAN	STBGP-D00S (595)	3	\$15,750	\$21,000		\$10,300
---------	--------	-------	-------	------------------	---	----------	----------	--	----------

-----  
 TRAFFIC SIGNAL STANDARD, STEEL / U

702015M	2022Q2	22131	OCEAN	STBGP-D00S (595)	7	\$9,100	\$15,000		\$6,900
		22107	OCEAN	NHP-0009 (328)	14	\$8,600	\$9,200	\$8,000	\$7,000
		22120	MIDDLESEX	NHP-0018 (309)	23	\$7,900	\$9,000	\$11,000	\$6,300

-----  
 PEDESTRIAN SIGNAL STANDARD / U

702018M	2022Q2	22116	MERCER	CRRSAA-FLEX-0027 (304)	3	\$1,500	\$2,350	\$1,397	\$1,133
		22120	MIDDLESEX	NHP-0018 (309)	6	\$1,300	\$1,450	\$1,150	\$1,000
		22107	OCEAN	NHP-0009 (328)	7	\$1,400	\$2,000	\$1,400	\$1,100
		22131	OCEAN	STBGP-D00S (595)	8	\$1,100	\$1,750		\$1,100

-----  
 TRAFFIC SIGNAL MAST ARM, ALUMINUM / U

702021M	2022Q2	22116	MERCER	CRRSAA-FLEX-0027 (304)	2	\$4,800	\$4,200	\$4,565	\$3,000
		22131	OCEAN	STBGP-D00S (595)	3	\$2,100	\$5,500		\$2,700
		22120	MIDDLESEX	NHP-0018 (309)	6	\$5,000	\$4,500	\$4,300	\$2,500

New Jersey Department of Transportation  
 Jan 2022 - Dec 2022

12:15 Tuesday, January 3, 2023 151

HISTORICAL BID PRICE LISTING  
 BY REGION

REGION: C

PAY ITEM	CALENDAR QUARTER	CONTRACT NUMBER	COUNTY LOCATION	PROJECT DESCRIPTION	BID QUANTITY	AWARD PRICE	SECOND BIDDER	THIRD BIDDER	ESTIMATE
TRAFFIC SIGNAL MAST ARM, ALUMINUM / U									
702021M	(cont)	22107	OCEAN	NHP-0009 (328)	20	\$5,000	\$3,700	\$4,600	\$2,700

-----  
 TRAFFIC SIGNAL MAST ARM, STEEL / U

702024M	2022Q2	22131	OCEAN	STBGP-D00S (595)	7	\$7,000	\$11,500		\$5,800
		22107	OCEAN	NHP-0009 (328)	13	\$8,950	\$9,800	\$8,400	\$6,000
		22120	MIDDLESEX	NHP-0018 (309)	23	\$20,000	\$9,800	\$11,000	\$5,200

-----  
 TRAFFIC ARM GREATER THAN 50 FOOT, STEEL / U

702025M	2022Q2	22131	OCEAN	STBGP-D00S (595)	3	\$43,000	\$65,000		\$22,300
---------	--------	-------	-------	------------------	---	----------	----------	--	----------

-----  
 TRAFFIC SIGNAL CABLE, 2 CONDUCTOR / LF

702027P	2022Q2	22116	MERCER	CRRSAA-FLEX-0027 (304)	650	\$2.50	\$4.50	\$2.40	\$3.00
		22131	OCEAN	STBGP-D00S (595)	957	\$2.40	\$3.00		\$2.50

22120	MIDDLESEX	NHP-0018 (309)	3,960	\$3.40	\$3.30	\$2.20	\$2.00
22107	OCEAN	NHP-0009 (328)	5,604	\$4.00	\$5.00	\$3.90	\$2.00

-----  
TRAFFIC SIGNAL CABLE, 5 CONDUCTOR / LF

702030P	2022Q2	22116	MERCER	CRRSAA-FLEX-0027 (304)	650	\$3.20	\$5.50	\$3.05	\$4.00
		22131	OCEAN	STBGP-D00S (595)	2,174	\$3.00	\$4.25		\$3.00
		22120	MIDDLESEX	NHP-0018 (309)	9,540	\$4.00	\$4.50	\$2.70	\$2.50
		22107	OCEAN	NHP-0009 (328)	12,399	\$4.50	\$6.00	\$4.50	\$2.50

-----  
TRAFFIC SIGNAL CABLE, 10 CONDUCTOR / LF

702033P	2022Q2	22116	MERCER	CRRSAA-FLEX-0027 (304)	600	\$4.30	\$6.75	\$4.15	\$5.00
		22131	OCEAN	STBGP-D00S (595)	8,250	\$3.95	\$5.75		\$3.30
		22120	MIDDLESEX	NHP-0018 (309)	20,445	\$5.25	\$5.50	\$3.70	\$3.00
		22107	OCEAN	NHP-0009 (328)	21,604	\$5.90	\$10.00	\$5.60	\$3.00

-----  
TRAFFIC SIGNAL HEAD / U

702036M	2022Q2	22116	MERCER	CRRSAA-FLEX-0027 (304)	5	\$1,500	\$2,100	\$1,414	\$1,384
---------	--------	-------	--------	------------------------	---	---------	---------	---------	---------

New Jersey Department of Transportation  
Jan 2022 - Dec 2022

12:15 Tuesday, January 3, 2023 152

HISTORICAL BID PRICE LISTING  
BY REGION

REGION: C

PAY ITEM	CALENDAR QUARTER	CONTRACT NUMBER	COUNTY LOCATION	PROJECT DESCRIPTION	BID QUANTITY	AWARD PRICE	SECOND BIDDER	THIRD BIDDER	ESTIMATE
		22107	OCEAN	NHP-0009 (328)	43	\$1,725	\$1,900	\$1,700	\$1,800
TRAFFIC SIGNAL HEAD / U									
702036M	(cont)	22131	OCEAN	STBGP-D00S (595)	48	\$1,900	\$1,600		\$1,500
		22107	OCEAN	NHP-0009 (328)	85	\$1,800	\$1,700	\$1,750	\$1,350
		22120	MIDDLESEX	NHP-0018 (309)	122	\$1,450	\$1,000	\$1,600	\$1,300

-----  
PUSH BUTTON INSTALLATION / U

702038M	2022Q2	22131	OCEAN	STBGP-D00S (595)	1	\$1,700	\$2,500		\$1,800
		22120	MIDDLESEX	NHP-0018 (309)	10	\$1,650	\$2,500	\$2,300	\$1,700
		22107	OCEAN	NHP-0009 (328)	11	\$2,000	\$2,440	\$2,000	\$1,840

-----  
PEDESTRIAN SIGNAL HEAD / U

702039M	2022Q2	22116	MERCER	CRRSAA-FLEX-0027 (304)	6	\$1,200	\$1,700	\$1,122	\$1,075
		22131	OCEAN	STBGP-D00S (595)	14	\$1,050	\$1,300		\$1,100
		22120	MIDDLESEX	NHP-0018 (309)	42	\$1,250	\$1,350	\$1,050	\$1,000
		22107	OCEAN	NHP-0009 (328)	70	\$1,125	\$1,500	\$1,100	\$930.00

-----  
PUSH BUTTON / U





22116	MERCER	CRRSAA-FLEX-0027 (304	1	\$7,500	\$10,000	\$7,920	\$15,000
22120	MIDDLESEX	NHP-0018 (309)	1	\$65,000	\$180,000	\$85,000	\$7,500
22120	MIDDLESEX	NHP-0018 (309)	1	\$25,000	\$30,000	\$30,000	\$10,000
22120	MIDDLESEX	NHP-0018 (309)	1	\$10,000	\$30,000	\$5,000	\$10,000
22120	MIDDLESEX	NHP-0018 (309)	1	\$25,000	\$30,000	\$9,000	\$10,000
22120	MIDDLESEX	NHP-0018 (309)	1	\$25,000	\$30,000	\$5,000	\$10,000
22120	MIDDLESEX	NHP-0018 (309)	1	\$25,000	\$30,000	\$9,000	\$10,000
22120	MIDDLESEX	NHP-0018 (309)	1	\$25,000	\$30,000	\$15,000	\$10,000
22131	OCEAN	STBGP-D00S (595)	1	\$36,775	\$35,000		\$10,000

New Jersey Department of Transportation  
Jan 2022 - Dec 2022

12:15 Tuesday, January 3, 2023 154

HISTORICAL BID PRICE LISTING  
BY REGION

REGION: C

PAY ITEM	CALENDAR QUARTER	CONTRACT NUMBER	COUNTY LOCATION	PROJECT DESCRIPTION	BID QUANTITY	AWARD PRICE	SECOND BIDDER	THIRD BIDDER	ESTIMATE
INTERIM TRAFFIC SIGNAL SYSTEM, LOCATION / LS									
702057M	(cont)	22131	OCEAN	STBGP-D00S (595)	1	\$13,750	\$7,500		\$10,000
		22131	OCEAN	STBGP-D00S (595)	1	\$36,775	\$17,500		\$10,000

CONTROLLER TURN-ON / U

702060M	2022Q2	22116	MERCER	CRRSAA-FLEX-0027 (304	1	\$10,000	\$8,100	\$9,680	\$8,308
		22131	OCEAN	STBGP-D00S (595)	2	\$11,000	\$8,500		\$6,900
		22107	OCEAN	NHP-0009 (328)	14	\$17,000	\$9,200	\$14,000	\$6,300

BLANK-OUT SIGN / U

702091M	2022Q2	22107	OCEAN	NHP-0009 (328)	1	\$17,000	\$8,000	\$12,000	\$6,000
---------	--------	-------	-------	----------------	---	----------	---------	----------	---------

BACKPLATE / U

702093P	2022Q2	22107	OCEAN	NHP-0009 (328)	12	\$375	\$1,900	\$400	\$450.00
---------	--------	-------	-------	----------------	----	-------	---------	-------	----------

New Jersey Department of Transportation  
Jan 2022 - Dec 2022

12:15 Tuesday, January 3, 2023 155

HISTORICAL BID PRICE LISTING  
BY REGION

REGION: C

PAY ITEM	CALENDAR QUARTER	CONTRACT NUMBER	COUNTY LOCATION	PROJECT DESCRIPTION	BID QUANTITY	AWARD PRICE	SECOND BIDDER	THIRD BIDDER	ESTIMATE
LIGHTING STANDARD ALUMINUM / U									
703003M	2022Q2	22131	OCEAN	STBGP-D00S (595)	1	\$2,800	\$4,700		\$3,400
		22108	MERCER	NHP-0029 (327)	4	\$6,000	\$6,500	\$8,400	\$2,500
		22107	OCEAN	NHP-0009 (328)	6	\$2,900	\$3,700	\$3,000	\$2,500

22120	MIDDLESEX	NHP-0018 (309)	10	\$3,600	\$3,700	\$4,000	\$2,400
22112	MERCER	NHP-0029 (329)	21	\$3,400	\$3,200	\$3,500	\$2,800

-----  
LIGHTING MAST ARM ALUMINUM / U

703012M	2022Q2	22131	OCEAN	STBGP-D00S (595)	1	\$1,100	\$2,250		\$1,300
		22107	OCEAN	NHP-0009 (328)	3	\$1,175	\$1,900	\$1,200	\$1,200
		22112	MERCER	NHP-0029 (329)	21	\$1,350	\$1,700	\$1,800	\$1,100

-----  
LIGHTING MAST ARM STEEL / U

703015M	2022Q2	22120	MIDDLESEX	NHP-0018 (309)	2	\$2,700	\$2,900	\$2,450	\$3,300
---------	--------	-------	-----------	----------------	---	---------	---------	---------	---------

-----  
LUMINAIRE / U

703018M	2022Q2	22108	MERCER	NHP-0029 (327)	4	\$2,475	\$2,600	\$4,100	\$1,800
		22131	OCEAN	STBGP-D00S (595)	6	\$2,200	\$3,200		\$1,300
		22112	MERCER	NHP-0029 (329)	21	\$550	\$1,000	\$960	\$1,500
		22107	OCEAN	NHP-0009 (328)	26	\$2,375	\$2,200	\$2,300	\$1,600
		22120	MIDDLESEX	NHP-0018 (309)	30	\$3,100	\$2,100	\$2,050	\$1,500

-----  
TEMPORARY HIGHWAY LIGHTING SYSTEM / LS

703033P	2022Q2	22108	MERCER	NHP-0029 (327)	1	\$500	\$14,500	\$25,000	\$88,000
		22108	MERCER	NHP-0029 (327)	1	\$500	\$14,500	\$27,000	\$88,000
		22112	MERCER	NHP-0029 (329)	1	\$35,000	\$200,000	\$40,000	\$50,000

New Jersey Department of Transportation  
Jan 2022 - Dec 2022

12:15 Tuesday, January 3, 2023 156

HISTORICAL BID PRICE LISTING  
BY REGION

REGION: C

PAY ITEM	CALENDAR QUARTER	CONTRACT NUMBER	COUNTY LOCATION	PROJECT DESCRIPTION	BID QUANTITY	AWARD PRICE	SECOND BIDDER	THIRD BIDDER	ESTIMATE
-----	-----	-----	-----	-----	-----	-----	-----	-----	-----
ITS CONDUIT, TYPE A / LF									
704002M	2022Q2	22107	OCEAN	NHP-0009 (328)	75	\$370.00	\$275.00	\$260.00	\$40.00
		22121	MONMOUTH	NHP-1015 (350)	404	\$95.00	\$95.00	\$100.00	\$80.00
		22112	MERCER	NHP-0029 (329)	6,036	\$57.00	\$63.00	\$85.00	\$38.00
		22120	MIDDLESEX	NHP-0018 (309)	18,600	\$87.50	\$30.00	\$61.00	\$38.00
		22107	OCEAN	NHP-0009 (328)	35,937	\$70.00	\$60.00	\$45.00	\$40.00

-----  
JUNCTION BOX ITS TYPE A / U

704003M	2022Q2	22121	MONMOUTH	NHP-1015 (350)	5	\$3,500	\$3,500	\$3,700	\$6,000
		22120	MIDDLESEX	NHP-0018 (309)	9	\$6,600	\$4,000	\$8,200	\$4,500
		22107	OCEAN	NHP-0009 (328)	25	\$7,800	\$8,000	\$5,200	\$5,100
		22112	MERCER	NHP-0029 (329)	29	\$6,500	\$5,000	\$3,500	\$4,800

-----

JUNCTION BOX ITS RELOCATION / U

704007M	2022Q2	22120	MIDDLESEX	NHP-0018 (309)	15	\$3,100	\$400	\$8,000	\$5,000
---------	--------	-------	-----------	----------------	----	---------	-------	---------	---------

JUNCTION BOX ITS TYPE C / U

704009M	2022Q2	22120	MIDDLESEX	NHP-0018 (309)	2	\$3,500	\$3,500	\$4,850	\$2,600
		22121	MONMOUTH	NHP-1015 (350)	2	\$2,100	\$2,100	\$2,200	\$3,000

METER CABINET ITS / U

704011M	2022Q2	22121	MONMOUTH	NHP-1015 (350)	1	\$5,400	\$5,400	\$5,500	\$4,000
---------	--------	-------	----------	----------------	---	---------	---------	---------	---------

FOUNDATION, ITS / U

704014M	2022Q2	22121	MONMOUTH	NHP-1015 (350)	1	\$1,400	\$1,400	\$1,500	\$3,000
---------	--------	-------	----------	----------------	---	---------	---------	---------	---------

FOUNDATION ITS TYPE D / U

704024M	2022Q2	22121	MONMOUTH	NHP-1015 (350)	1	\$2,300	\$2,300	\$2,400	\$3,000
---------	--------	-------	----------	----------------	---	---------	---------	---------	---------

New Jersey Department of Transportation  
Jan 2022 - Dec 2022

12:15 Tuesday, January 3, 2023 157

HISTORICAL BID PRICE LISTING  
BY REGION

REGION: C

PAY ITEM	CALENDAR QUARTER	CONTRACT NUMBER	COUNTY LOCATION	PROJECT DESCRIPTION	BID QUANTITY	AWARD PRICE	SECOND BIDDER	THIRD BIDDER	ESTIMATE
CONTROLLER MODIFICATIONS, TYPE ___ / U									
704032M	2022Q2	22120	MIDDLESEX	NHP-0018 (309)	1	\$11,800	\$15,000	\$8,000	\$11,000
		22131	OCEAN	STBGP-D00S (595)	1	\$16,500	\$17,200		\$10,500
		22120	MIDDLESEX	NHP-0018 (309)	5	\$3,400	\$10,000	\$5,000	\$11,000

CONTROL CENTER SYSTEM, LOCATION NO. \_\_\_ / LS

704033P	2022Q2	22120	MIDDLESEX	NHP-0018 (309)	1	\$30,000	\$75,000	\$34,500	\$17,500
		22121	MONMOUTH	NHP-1015 (350)	1	\$13,800	\$13,800	\$14,000	\$15,000
		22121	MONMOUTH	NHP-1015 (350)	1	\$15,100	\$15,100	\$16,000	\$5,000

FOUNDATION CSS / U

704035M	2022Q2	22121	MONMOUTH	NHP-1015 (350)	1	\$12,000	\$12,000	\$12,000	\$20,000
---------	--------	-------	----------	----------------	---	----------	----------	----------	----------

CAMERA STANDARD TYPE A / U

704048M	2022Q2	22121	MONMOUTH	NHP-1015 (350)	1	\$98,580	\$99,000	\$100,000	\$47,000
---------	--------	-------	----------	----------------	---	----------	----------	-----------	----------

-----  
 CAMERA / U

704060M	2022Q2	22121	MONMOUTH	NHP-1015 (350)	2	\$7,700	\$7,700	\$8,000	\$8,000
---------	--------	-------	----------	----------------	---	---------	---------	---------	---------

-----  
 CONTROLLER, CAMERA / U

704063M	2022Q2	22121	MONMOUTH	NHP-1015 (350)	1	\$49,850	\$50,000	\$50,000	\$35,000
---------	--------	-------	----------	----------------	---	----------	----------	----------	----------

-----  
 FIBER OPTIC CABLE TYPE D / LF

704075P	2022Q2	22120	MIDDLESEX	NHP-0018 (309)	1,275	\$9.85	\$58.00	\$88.00	\$9.00
---------	--------	-------	-----------	----------------	-------	--------	---------	---------	--------

-----  
 FIBER OPTIC CABLE TYPE G / LF

704076P	2022Q2	22120	MIDDLESEX	NHP-0018 (309)	23,295	\$16.00	\$12.25	\$13.00	\$8.00
---------	--------	-------	-----------	----------------	--------	---------	---------	---------	--------

New Jersey Department of Transportation  
 Jan 2022 - Dec 2022 12:15 Tuesday, January 3, 2023 158

HISTORICAL BID PRICE LISTING  
 BY REGION

REGION: C

PAY ITEM	CALENDAR QUARTER	CONTRACT NUMBER	COUNTY LOCATION	PROJECT DESCRIPTION	BID QUANTITY	AWARD PRICE	SECOND BIDDER	THIRD BIDDER	ESTIMATE
-----									
FIBER OPTIC CABLE TYPE F / LF									

704081P	2022Q2	22120	MIDDLESEX	NHP-0018 (309)	10,490	\$10.00	\$17.00	\$12.00	\$15.00
---------	--------	-------	-----------	----------------	--------	---------	---------	---------	---------

-----  
 CONTROLLER, CTSS / U

704084M	2022Q2	22120	MIDDLESEX	NHP-0018 (309)	7	\$87,000	\$142,000	\$86,000	\$29,000
---------	--------	-------	-----------	----------------	---	----------	-----------	----------	----------

-----  
 CONTROLLER, CTSS TURN ON / U

704090M	2022Q2	22131	OCEAN	STBGP-D00S(595)	1	\$6,400	\$8,500		\$7,000
		22120	MIDDLESEX	NHP-0018 (309)	7	\$18,000	\$7,500	\$19,000	\$6,500

-----  
 ADAPTIVE IMAGE DETECTOR, CTSS / U

704092M	2022Q2	22120	MIDDLESEX	NHP-0018 (309)	30	\$18,900	\$25,000	\$18,000	\$8,000
---------	--------	-------	-----------	----------------	----	----------	----------	----------	---------

New Jersey Department of Transportation  
 Jan 2022 - Dec 2022 12:15 Tuesday, January 3, 2023 159

HISTORICAL BID PRICE LISTING  
 BY REGION

REGION: C



802003M	2022Q2	22116 22462	MERCER MONMOUTH	CRRSAA-FLEX-0027 (304) STATE	5 25	\$450.00 \$25.00	\$450.00 \$120.00	\$330.00	\$120.00 \$100.00
---------	--------	----------------	--------------------	---------------------------------	---------	---------------------	----------------------	----------	----------------------

-----  
TRIMMING EXISTING TREE, OVER 12" TO 18" / U

802006M	2022Q2	22107 22462	OCEAN MONMOUTH	NHP-0009 (328) STATE	1 3	\$375 \$25.00	\$2,500 \$120.00	\$725	\$150.00 \$150.00
---------	--------	----------------	-------------------	-------------------------	--------	------------------	---------------------	-------	----------------------

-----  
TRIMMING EXISTING TREE, OVER 18" TO 24" / U

802009M	2022Q2	22120 22104 22462 22116	MIDDLESEX MERCER MONMOUTH MERCER	NHP-0018 (309) NHP-0029 (328) STATE CRRSAA-FLEX-0027 (304)	1 3 3 5	\$315 \$3,650 \$25.00 \$750.00	\$1,000 \$120.00 \$750.00	\$575 \$550.00	\$600.00 \$760.00 \$150.00 \$200.00
	2022Q3	22147	OCEAN	NHP-0009 (331)	2	\$3,577			\$600.00

-----  
TRIMMING EXISTING TREE, OVER 24" TO 30" / U

802012M	2022Q2	22119 22462	SOMERSET MONMOUTH	NHP-0078 (332) STATE	1 3	\$800 \$25.00	\$2,500 \$120.00	\$2,314	\$800.00 \$150.00
	2022Q3	22147	OCEAN	NHP-0009 (331)	2	\$4,108			\$1,000

-----  
TRIMMING EXISTING TREE, OVER 30" TO 36" / U

802015M	2022Q2	22462	MONMOUTH	STATE	3	\$25.00	\$120.00		\$150.00
	2022Q3	22147	OCEAN	NHP-0009 (331)	3	\$4,648			\$1,000

-----  
TRIMMING EXISTING TREE, OVER 36" DIAMETE / U

802018M	2022Q2	22462	MONMOUTH	STATE	3	\$25.00	\$120.00		\$170.00
---------	--------	-------	----------	-------	---	---------	----------	--	----------

New Jersey Department of Transportation  
Jan 2022 - Dec 2022

12:15 Tuesday, January 3, 2023 163

HISTORICAL BID PRICE LISTING  
BY REGION

REGION: C

PAY ITEM	CALENDAR QUARTER	CONTRACT NUMBER	COUNTY LOCATION	PROJECT DESCRIPTION	BID QUANTITY	AWARD PRICE	SECOND BIDDER	THIRD BIDDER	ESTIMATE
-----									
TREE REMOVAL, OVER 6" TO 12" DIAMETER / U									
802021M	2022Q2	22120 22118 22462	MIDDLESEX MIDDLESEX MONMOUTH	NHP-0018 (309) NHP- 0018 (308) STATE	1 15 25	\$470.00 \$985.00 \$50.00	\$550.00 \$405.00 \$300.00	\$650.00 \$893.00	\$700.00 \$550.00 \$100.00

-----  
TREE REMOVAL, OVER 12" TO 18" DIAMETER / U



TOPSOIL SPREADING \_\_\_" THICK / SY

804000P	2022Q1	22404	MIDDLESEX	STATE	1,787	\$3.00	\$7.00	\$0.02	\$4.00
		22405	MONMOUTH	STATE	4,466	\$3.00	\$7.00	\$4.25	\$4.00
		22404	MIDDLESEX	STATE	5,000	\$0.01	\$4.00	\$0.02	\$5.00
	2022Q2	22113	SOMERSET	NHP-0022 (351)	38	\$15.00	\$5.00	\$10.00	\$5.00
		22108	MERCER	NHP-0029(327)	56	\$65.00	\$45.00	\$110.00	\$12.00
		22118	MIDDLESEX	NHP- 0018 (308)	67	\$10.00	\$20.00	\$5.00	\$10.00
		22131	OCEAN	STBGP-D00S (595)	549	\$3.50	\$65.00		\$5.00
		22119	SOMERSET	NHP-0078 (332)	641	\$10.00	\$10.00	\$6.00	\$6.50
		22121	MONMOUTH	NHP-1015 (350)	670	\$4.75	\$5.00	\$21.00	\$6.00
		22107	OCEAN	NHP-0009 (328)	2,961	\$5.50	\$8.00	\$6.00	\$4.00
		22112	MERCER	NHP-0029 (329)	15,382	\$7.00	\$3.75	\$4.00	\$6.50
		22120	MIDDLESEX	NHP-0018 (309)	16,482	\$4.20	\$4.00	\$7.00	\$4.00
		22107	OCEAN	NHP-0009 (328)	50,976	\$5.50	\$6.00	\$3.00	\$2.00
	2022Q3	22144	OCEAN	NHP-0072 (311)	578	\$14.00	\$10.00		\$7.00

-----  
SUBSOIL / CY

804001P	2022Q2	22107	OCEAN	NHP-0009 (328)	619	\$0.01	\$30.00	\$70.00	\$50.00
---------	--------	-------	-------	----------------	-----	--------	---------	---------	---------

-----  
PLANT PIT SOIL / CY

804014P	2022Q2	22121	MONMOUTH	NHP-1015 (350)	5	\$70.00	\$70.00	\$140.00	\$70.00
		22112	MERCER	NHP-0029 (329)	32	\$77.00	\$70.00	\$80.00	\$70.00
		22120	MIDDLESEX	NHP-0018 (309)	195	\$56.00	\$65.00	\$72.00	\$1.00
		22107	OCEAN	NHP-0009 (328)	197	\$59.00	\$100.00	\$70.00	\$70.00

-----  
BORROW TOPSOIL / CY

804015P	2022Q1	22405	MONMOUTH	STATE	125	\$25.00	\$48.00	\$35.00	\$50.00
		22404	MIDDLESEX	STATE	199	\$25.00	\$37.00	\$0.02	\$50.00
		22404	MIDDLESEX	STATE	1,250	\$0.01	\$5.00	\$0.02	\$4.00
	2022Q2	22119	SOMERSET	NHP-0078 (332)	5	\$100.00	\$200.00	\$121.00	\$60.00

New Jersey Department of Transportation  
Jan 2022 - Dec 2022

12:15 Tuesday, January 3, 2023 166

HISTORICAL BID PRICE LISTING  
BY REGION

REGION: C

PAY ITEM	CALENDAR QUARTER	CONTRACT NUMBER	COUNTY LOCATION	PROJECT DESCRIPTION	BID QUANTITY	AWARD PRICE	SECOND BIDDER	THIRD BIDDER	ESTIMATE
BORROW TOPSOIL / CY									
804015P	(cont)	22108	MERCER	NHP-0029 (327)	7	\$14.00	\$50.00	\$600.00	\$63.00
		22118	MIDDLESEX	NHP- 0018 (308)	10	\$20.00	\$55.00	\$25.00	\$34.00
		22131	OCEAN	STBGP-D00S (595)	16	\$65.00	\$33.00		\$55.00
		22121	MONMOUTH	NHP-1015 (350)	80	\$65.00	\$65.00	\$66.00	\$70.00
		22120	MIDDLESEX	NHP-0018 (309)	1,400	\$35.00	\$85.00	\$40.00	\$50.00



-----  
 BIORETENTION SOIL MIXTURE / CY

804030P                    2022Q2 22107                    OCEAN                    NHP-0009(328)                    205                    \$80.00                    \$100.00                    \$82.00                    \$75.00

New Jersey Department of Transportation  
 Jan 2022 - Dec 2022

12:15 Tuesday, January 3, 2023 167

HISTORICAL BID PRICE LISTING  
 BY REGION

REGION: C

PAY ITEM	CALENDAR QUARTER	CONTRACT NUMBER	COUNTY LOCATION	PROJECT DESCRIPTION	BID QUANTITY	AWARD PRICE	SECOND BIDDER	THIRD BIDDER	ESTIMATE
TURF REPAIR STRIP / LF									
805003M	2022Q1	22106	HUNTERDON	NHP-0179(327)	40	\$274.37			\$9.00
		22404	MIDDLESEX	STATE	2,000	\$2.50	\$5.50	\$0.02	\$5.00
		22405	MONMOUTH	STATE	2,000	\$3.50	\$5.75	\$8.50	\$5.00
		22404	MIDDLESEX	STATE	5,000	\$0.01	\$2.00	\$0.02	\$2.00
	2022Q2	22108	MERCER	NHP-0029(327)	211	\$30.00	\$2.00	\$11.00	\$6.00
		22104	MERCER	NHP-0029(328)	775	\$39.53			\$9.00
		22131	OCEAN	STBGP-D00S(595)	1,113	\$10.00	\$8.50		\$10.00
	2022Q3	22146	HUNTERDON	0078(334)	300	\$5.00	\$10.00	\$30.00	\$5.00
		22147	OCEAN	NHP-0009(331)	2,821	\$33.92			\$5.00

-----  
 STABILIZED TURF / SY

805005M	2022Q2	22131	OCEAN	STBGP-D00S(595)	6	\$55.00	\$85.00		\$60.00
	2022Q3	22150	MONMOUTH	NHP-0035(334)	150	\$120.20			\$50.00
		22146	HUNTERDON	0078(334)	202	\$10.00	\$250.00	\$75.00	\$30.00
		22147	OCEAN	NHP-0009(331)	607	\$126.44			\$60.00

New Jersey Department of Transportation  
 Jan 2022 - Dec 2022

12:15 Tuesday, January 3, 2023 168

HISTORICAL BID PRICE LISTING  
 BY REGION

REGION: C

PAY ITEM	CALENDAR QUARTER	CONTRACT NUMBER	COUNTY LOCATION	PROJECT DESCRIPTION	BID QUANTITY	AWARD PRICE	SECOND BIDDER	THIRD BIDDER	ESTIMATE
FERTILIZING AND SEEDING, TYPE A / SY									
806003P	2022Q1	22404	MIDDLESEX	STATE	5,000	\$0.01	\$0.50	\$0.02	\$2.00
	2022Q2	22113	SOMERSET	NHP-0022(351)	38	\$3.00	\$1.00	\$10.00	\$3.00
	2022Q3	22144	OCEAN	NHP-0072(311)	578	\$1.15	\$5.00		\$3.00

-----  
 FERTILIZING AND SEEDING, TYPE A-3 / SY

806006P	2022Q1	22404	MIDDLESEX	STATE	1,787	\$0.75	\$1.00	\$0.02	\$2.00
		22405	MONMOUTH	STATE	4,466	\$0.75	\$2.00	\$0.60	\$2.00
	2022Q2	22108	MERCER	NHP-0029(327)	56	\$18.00	\$5.50	\$110.00	\$4.00
		22118	MIDDLESEX	NHP- 0018 (308)	67	\$10.00	\$1.25	\$1.00	\$2.00
		22131	OCEAN	STBGP-D00S(595)	549	\$2.25	\$3.30		\$3.00
		22119	SOMERSET	NHP-0078(332)	639	\$3.30	\$1.00	\$2.00	\$2.00
		22112	MERCER	NHP-0029(329)	15,382	\$1.60	\$1.50	\$1.35	\$2.00
		22120	MIDDLESEX	NHP-0018 (309)	17,391	\$1.55	\$1.75	\$1.30	\$1.00

-----  
 FERTILIZING AND SEEDING, TYPE F / SY

806018P	2022Q2	22131	OCEAN	STBGP-D00S(595)	51	\$2.75	\$4.25		\$25.00
		22112	MERCER	NHP-0029(329)	1,399	\$1.60	\$2.00	\$1.40	\$2.00
		22120	MIDDLESEX	NHP-0018 (309)	4,527	\$1.55	\$1.75	\$1.30	\$6.00
		22107	OCEAN	NHP-0009(328)	5,580	\$1.60	\$1.20	\$2.50	\$1.20

-----  
 FERTILIZING AND SEEDING, TYPE R / SY

806020P	2022Q2	22121	MONMOUTH	NHP-1015(350)	63	\$5.25	\$5.25	\$12.00	\$2.00
---------	--------	-------	----------	---------------	----	--------	--------	---------	--------

-----  
 FERTILIZING AND SEEDING, TYPE PINELANDS / SY

806027P	2022Q2	22107	OCEAN	NHP-0009(328)	1,004	\$2.15	\$2.50	\$2.90	\$1.20
---------	--------	-------	-------	---------------	-------	--------	--------	--------	--------

-----  
 WILDFLOWER SEEDING / SY

806030P	2022Q2	22121	MONMOUTH	NHP-1015(350)	140	\$6.50	\$6.50	\$27.00	\$5.00
---------	--------	-------	----------	---------------	-----	--------	--------	---------	--------

New Jersey Department of Transportation  
 Jan 2022 - Dec 2022

12:15 Tuesday, January 3, 2023 169

HISTORICAL BID PRICE LISTING  
 BY REGION

REGION: C

PAY ITEM	CALENDAR QUARTER	CONTRACT NUMBER	COUNTY LOCATION	PROJECT DESCRIPTION	BID QUANTITY	AWARD PRICE	SECOND BIDDER	THIRD BIDDER	ESTIMATE
WILDFLOWER SEEDING / SY									
806030P	(cont)	22112	MERCER	NHP-0029(329)	1,795	\$4.90	\$2.00	\$5.00	\$5.00
		22107	OCEAN	NHP-0009(328)	1,957	\$2.15	\$4.50	\$4.00	\$4.75
		22120	MIDDLESEX	NHP-0018 (309)	2,152	\$2.05	\$2.25	\$6.00	\$5.00

-----  
 FERTILIZING AND SEEDING, LOW MAINTENANCE / SY

806033P	2022Q2	22121	MONMOUTH	NHP-1015(350)	670	\$2.25	\$2.25	\$5.00	\$1.00
		22120	MIDDLESEX	NHP-0018 (309)	1,480	\$1.85	\$2.00	\$2.20	\$3.00
		22107	OCEAN	NHP-0009(328)	52,758	\$1.60	\$2.50	\$1.40	\$1.50

HISTORICAL BID PRICE LISTING  
BY REGION

REGION: C

PAY ITEM	CALENDAR QUARTER	CONTRACT NUMBER	COUNTY LOCATION	PROJECT DESCRIPTION	BID QUANTITY	AWARD PRICE	SECOND BIDDER	THIRD BIDDER	ESTIMATE
TOPSOIL STABILIZATION, TYPE 1 MAT / SY									
807003M	2022Q2	22131	OCEAN	STBGP-D00S(595)	21	\$11.00	\$18.00		\$15.00
TOPSOIL STABILIZATION, TYPE 4 MAT / SY									
807012M	2022Q2	22107	OCEAN	NHP-0009(328)	500	\$4.30	\$6.00	\$6.50	\$5.00

HISTORICAL BID PRICE LISTING  
BY REGION

REGION: C

PAY ITEM	CALENDAR QUARTER	CONTRACT NUMBER	COUNTY LOCATION	PROJECT DESCRIPTION	BID QUANTITY	AWARD PRICE	SECOND BIDDER	THIRD BIDDER	ESTIMATE
STRAW MULCHING / SY									
809003M	2022Q1	22404	MIDDLESEX	STATE	1,787	\$0.75	\$1.00	\$0.02	\$1.50
		22405	MONMOUTH	STATE	4,466	\$0.75	\$1.00	\$0.60	\$1.50
		22404	MIDDLESEX	STATE	5,000	\$0.01	\$0.50	\$0.02	\$1.00
809003M	2022Q2	22113	SOMERSET	NHP-0022(351)	38	\$3.00	\$1.00	\$10.00	\$4.00
		22108	MERCER	NHP-0029(327)	56	\$18.00	\$1.40	\$110.00	\$3.00
		22118	MIDDLESEX	NHP-0018(308)	67	\$10.00	\$1.25	\$1.00	\$4.00
		22131	OCEAN	STBGP-D00S(595)	549	\$1.00	\$1.50		\$4.00
		22119	SOMERSET	NHP-0078(332)	639	\$3.30	\$1.00	\$2.00	\$2.00
		22120	MIDDLESEX	NHP-0018(309)	3,925	\$1.00	\$1.25	\$1.00	\$1.00
		22112	MERCER	NHP-0029(329)	15,382	\$1.10	\$0.50	\$1.00	\$1.50
809003M	2022Q3	22144	OCEAN	NHP-0072(311)	578	\$0.65	\$5.00		\$1.00

FIBER MULCHING / SY

809006M	2022Q2	22121	MONMOUTH	NHP-1015(350)	670	\$3.00	\$3.00	\$8.00	\$5.00
		22120	MIDDLESEX	NHP-0018(309)	16,661	\$1.00	\$1.25	\$3.00	\$1.00
		22107	OCEAN	NHP-0009(328)	61,299	\$1.10	\$1.20	\$2.70	\$0.60

GRAVEL MULCHING / SY

809012M	2022Q2	22120	MIDDLESEX	NHP-0018(309)	287	\$6.25	\$6.75	\$22.00	\$10.00
---------	--------	-------	-----------	---------------	-----	--------	--------	---------	---------

WOOD MULCHING / SY

809018M	2022Q2	22121	MONMOUTH	NHP-1015 (350)	16	\$6.00	\$6.00	\$25.00	\$7.00
		22112	MERCER	NHP-0029 (329)	81	\$6.00	\$5.75	\$4.50	\$7.00
		22107	OCEAN	NHP-0009 (328)	3,549	\$1.10	\$3.50	\$4.90	\$7.00

WOOD MULCHING, 2" THICK / SY

809021M	2022Q2	22120	MIDDLESEX	NHP-0018 (309)	2,749	\$1.00	\$1.25	\$3.50	\$4.00
---------	--------	-------	-----------	----------------	-------	--------	--------	--------	--------

New Jersey Department of Transportation  
Jan 2022 - Dec 2022

12:15 Tuesday, January 3, 2023 172

HISTORICAL BID PRICE LISTING  
BY REGION

REGION: C

PAY ITEM	CALENDAR QUARTER	CONTRACT NUMBER	COUNTY LOCATION	PROJECT DESCRIPTION	BID QUANTITY	AWARD PRICE	SECOND BIDDER	THIRD BIDDER	ESTIMATE
MOWING / ACRE									
810003M	2022Q2	22120	MIDDLESEX	NHP-0018 (309)	8	\$470.00	\$525.00	\$210.00	\$900.00
		22107	OCEAN	NHP-0009 (328)	26	\$430.00	\$650.00	\$220.00	\$800.00

MOWING / SY

810006M	2022Q2	22131	OCEAN	STBGP-D00S (595)	250	\$10.00	\$8.00		\$4.00
---------	--------	-------	-------	------------------	-----	---------	--------	--	--------

New Jersey Department of Transportation  
Jan 2022 - Dec 2022

12:15 Tuesday, January 3, 2023 173

HISTORICAL BID PRICE LISTING  
BY REGION

REGION: C

PAY ITEM	CALENDAR QUARTER	CONTRACT NUMBER	COUNTY LOCATION	PROJECT DESCRIPTION	BID QUANTITY	AWARD PRICE	SECOND BIDDER	THIRD BIDDER	ESTIMATE
LARGE DECIDUOUS TREE, 3-3 1/2" CALIPER, / U									
811003M	2022Q2	22120	MIDDLESEX	NHP-0018 (309)	27	\$785	\$850	\$1,000	\$700.00

LARGE DECIDUOUS TREE, 2 1/2-3" CALIPER, / U

811004M	2022Q2	22120	MIDDLESEX	NHP-0018 (309)	70	\$525.00	\$550.00	\$750.00	\$650.00
---------	--------	-------	-----------	----------------	----	----------	----------	----------	----------

LARGE DECIDUOUS TREE, 2-2 1/2" CALIPER, / U

811006M	2022Q2	22112	MERCER	NHP-0029 (329)	25	\$710.00	\$660.00	\$725.00	\$500.00
		22107	OCEAN	NHP-0009 (328)	33	\$550.00	\$900.00	\$680.00	\$500.00

-----  
 LARGE DECID TREE 10-12' HIGH, MULTI STEM / U

811016M	2022Q2	22107	OCEAN	NHP-0009(328)	15	\$645.00	\$900.00	\$750.00	\$450.00
		22120	MIDDLESEX	NHP-0018 (309)	43	\$630.00	\$660.00	\$750.00	\$450.00

-----  
 SMALL DECIDUOUS TREE, 2-2 1/2" CALIPER, / U

811024M	2022Q2	22107	OCEAN	NHP-0009(328)	47	\$550.00	\$400.00	\$670.00	\$450.00
---------	--------	-------	-------	---------------	----	----------	----------	----------	----------

-----  
 SMALL DECIDUOUS TREE, 6-7' HIGH B&B / U

811029M	2022Q2	22121	MONMOUTH	NHP-1015(350)	7	\$595.00	\$600.00	\$750.00	\$350.00
		22107	OCEAN	NHP-0009(328)	12	\$550.00	\$300.00	\$650.00	\$350.00

-----  
 SMALL DECIDUOUS TREE, 7-8' HIGH, B&B / U

811031M	2022Q2	22112	MERCER	NHP-0029(329)	48	\$650.00	\$600.00	\$650.00	\$375.00
---------	--------	-------	--------	---------------	----	----------	----------	----------	----------

-----  
 EVERGREEN TREE, 7-8' HIGH B&B / U

811037M	2022Q2	22107	OCEAN	NHP-0009(328)	37	\$600.00	\$350.00	\$725.00	\$375.00
---------	--------	-------	-------	---------------	----	----------	----------	----------	----------

New Jersey Department of Transportation  
 Jan 2022 - Dec 2022

12:15 Tuesday, January 3, 2023 174

HISTORICAL BID PRICE LISTING  
 BY REGION

REGION: C

PAY ITEM	CALENDAR QUARTER	CONTRACT NUMBER	COUNTY LOCATION	PROJECT DESCRIPTION	BID QUANTITY	AWARD PRICE	SECOND BIDDER	THIRD BIDDER	ESTIMATE
----------	------------------	-----------------	-----------------	---------------------	--------------	-------------	---------------	--------------	----------

-----  
 EVERGREEN TREE, 7-8' HIGH B&B / U

811037M	(cont)	22120	MIDDLESEX	NHP-0018 (309)	85	\$575.00	\$600.00	\$700.00	\$375.00
---------	--------	-------	-----------	----------------	----	----------	----------	----------	----------

-----  
 EVERGREEN TREE, 6-7' HIGH, B&B / U

811039M	2022Q2	22120	MIDDLESEX	NHP-0018 (309)	20	\$470.00	\$500.00	\$625.00	\$350.00
---------	--------	-------	-----------	----------------	----	----------	----------	----------	----------

-----  
 DECIDUOUS SHRUB, 18-24" HIGH, #3 CONTAIN / U

811063M	2022Q2	22121	MONMOUTH	NHP-1015(350)	45	\$60.00	\$60.00	\$150.00	\$65.00
---------	--------	-------	----------	---------------	----	---------	---------	----------	---------

-----  
 DECIDUOUS SHRUB, 24-36" HIGH, CONTAINER / U

811067M	2022Q2	22107	OCEAN	NHP-0009(328)	1,512	\$64.50	\$85.00	\$70.00	\$65.00
---------	--------	-------	-------	---------------	-------	---------	---------	---------	---------

-----

EVERGREEN SHRUB, 18-24" HIGH, #3 CONTAIN / U

811078M	2022Q2	22107	OCEAN	NHP-0009(328)	170	\$59.00	\$90.00	\$65.00	\$55.00
---------	--------	-------	-------	---------------	-----	---------	---------	---------	---------

New Jersey Department of Transportation  
Jan 2022 - Dec 2022

12:15 Tuesday, January 3, 2023 175

HISTORICAL BID PRICE LISTING  
BY REGION

REGION: C

PAY ITEM	CALENDAR QUARTER	CONTRACT NUMBER	COUNTY LOCATION	PROJECT DESCRIPTION	BID QUANTITY	AWARD PRICE	SECOND BIDDER	THIRD BIDDER	ESTIMATE
----------	------------------	-----------------	-----------------	---------------------	--------------	-------------	---------------	--------------	----------

PERENNIAL, 2" PLUG / U

811120M	2022Q2	22120	MIDDLESEX	NHP-0018 (309)	18,034	\$4.60	\$5.00	\$3.50	\$5.00
---------	--------	-------	-----------	----------------	--------	--------	--------	--------	--------

BULB / U

811123M	2022Q2	22107	OCEAN	NHP-0009(328)	12,519	\$1.10	\$15.00	\$4.20	\$2.50
		22120	MIDDLESEX	NHP-0018 (309)	13,900	\$1.00	\$1.25	\$3.00	\$2.50

PLANT ESTABLISHMENT PERIOD / LS

811138M	2022Q2	22107	OCEAN	NHP-0009(328)	1	\$9,150	\$55,000	\$70,000	\$28,000
		22112	MERCER	NHP-0029(329)	1	\$7,000	\$6,250	\$5,000	\$8,100
		22120	MIDDLESEX	NHP-0018 (309)	1	\$8,750	\$10,000	\$39,500	\$30,000
		22121	MONMOUTH	NHP-1015(350)	1	\$2,500	\$2,500	\$15,000	\$6,000

WATERING / MG

811165M	2022Q2	22121	MONMOUTH	NHP-1015(350)	2	\$400.00	\$400.00	\$700.00	\$1,000
		22112	MERCER	NHP-0029(329)	8	\$550.00	\$500.00	\$450.00	\$1,000
		22120	MIDDLESEX	NHP-0018 (309)	38	\$260.00	\$275.00	\$220.00	\$650.00
		22107	OCEAN	NHP-0009(328)	66	\$265.00	\$400.00	\$250.00	\$1,000

New Jersey Department of Transportation  
Jan 2022 - Dec 2022

12:15 Tuesday, January 3, 2023 176

HISTORICAL BID PRICE LISTING  
BY REGION

REGION: C

PAY ITEM	CALENDAR QUARTER	CONTRACT NUMBER	COUNTY LOCATION	PROJECT DESCRIPTION	BID QUANTITY	AWARD PRICE	SECOND BIDDER	THIRD BIDDER	ESTIMATE
----------	------------------	-----------------	-----------------	---------------------	--------------	-------------	---------------	--------------	----------

MISCELLANEOUS CONCRETE / CY

903006M	2022Q2	22464	MONMOUTH	N/A	40	\$250.00	\$50.00		\$700.00
---------	--------	-------	----------	-----	----	----------	---------	--	----------

New Jersey Department of Transportation  
Jan 2022 - Dec 2022

12:15 Tuesday, January 3, 2023 177

HISTORICAL BID PRICE LISTING  
BY REGION

REGION: C

PAY ITEM	CALENDAR QUARTER	CONTRACT NUMBER	COUNTY LOCATION	PROJECT DESCRIPTION	BID QUANTITY	AWARD PRICE	SECOND BIDDER	THIRD BIDDER	ESTIMATE
INSPECTION OF UNITS / U									
MMA001M	2022Q2	22464	MONMOUTH	N/A	25	\$1,000	\$1,000		\$1,000

New Jersey Department of Transportation  
Jan 2022 - Dec 2022

12:15 Tuesday, January 3, 2023 178

HISTORICAL BID PRICE LISTING  
BY REGION

REGION: C

PAY ITEM	CALENDAR QUARTER	CONTRACT NUMBER	COUNTY LOCATION	PROJECT DESCRIPTION	BID QUANTITY	AWARD PRICE	SECOND BIDDER	THIRD BIDDER	ESTIMATE
FORCE ACCOUNT LABOR, EQUIPMENT & MATERIA / DOLL									
MMB091M	2022Q2	22462	MONMOUTH	STATE	80,000	\$1.00	\$1.00		\$1.00

CREW COORDINATOR / HOUR

MMB092M	2022Q4	23423	HUNTERDON	N/A	500	\$140.00	\$140.00	\$140.00	\$140.00
		23426	HUNTERDON	N/A	1,000	\$140.00	\$140.00	\$140.00	\$140.00

New Jersey Department of Transportation  
Jan 2022 - Dec 2022

12:15 Tuesday, January 3, 2023 179

HISTORICAL BID PRICE LISTING  
BY REGION

REGION: C

PAY ITEM	CALENDAR QUARTER	CONTRACT NUMBER	COUNTY LOCATION	PROJECT DESCRIPTION	BID QUANTITY	AWARD PRICE	SECOND BIDDER	THIRD BIDDER	ESTIMATE
LANE CLOSURES / HOUR									
MMB172M	2022Q4	23423	HUNTERDON	N/A	7,400	\$0.01	\$0.01	\$1.00	\$100.00
		23426	HUNTERDON	N/A	9,000	\$11.28	\$1.00	\$0.01	\$100.00

SOLID WASTE DISPOSAL / DOLL

MMB173M	2022Q4	23423	HUNTERDON	N/A	10,000	\$1.00	\$1.00	\$1.00	\$1.00
		23426	HUNTERDON	N/A	20,000	\$1.00	\$1.00	\$1.00	\$1.00

REPAIR CATEGORY "A" / HOUR

MMB181M	2022Q2	22464	MONMOUTH	N/A	165	\$1,800	\$1,750		\$1,500
---------	--------	-------	----------	-----	-----	---------	---------	--	---------

LABOR CREW / HOUR

MMB186M	2022Q4	23423	HUNTERDON	N/A	7,400	\$566.15	\$595.00	\$652.00	\$510.00
		23423	HUNTERDON	N/A	7,400	\$402.70	\$525.00	\$461.00	\$350.00
		23426	HUNTERDON	N/A	9,000	\$754.74	\$770.00	\$916.00	\$625.00
		23426	HUNTERDON	N/A	9,000	\$214.14	\$230.00	\$208.00	\$237.00

New Jersey Department of Transportation  
Jan 2022 - Dec 2022

12:15 Tuesday, January 3, 2023 180

HISTORICAL BID PRICE LISTING  
BY REGION

REGION: C

PAY ITEM	CALENDAR QUARTER	CONTRACT NUMBER	COUNTY LOCATION	PROJECT DESCRIPTION	BID QUANTITY	AWARD PRICE	SECOND BIDDER	THIRD BIDDER	ESTIMATE
RETROFIT COVER PLATE FOR INLET CURB PIEC / U									
MMD042M	2022Q1	22405	MONMOUTH	STATE	10	\$400.00	\$212.00	\$325.00	\$200.00

New Jersey Department of Transportation  
Jan 2022 - Dec 2022

12:15 Tuesday, January 3, 2023 181

HISTORICAL BID PRICE LISTING  
BY REGION

REGION: C

PAY ITEM	CALENDAR QUARTER	CONTRACT NUMBER	COUNTY LOCATION	PROJECT DESCRIPTION	BID QUANTITY	AWARD PRICE	SECOND BIDDER	THIRD BIDDER	ESTIMATE
CONDUIT CLEARING / LF									
MME002M	2022Q1	22430	MERCER	100% STATE	400	\$10.00	\$29.00		\$1.00

FOUNDATION REMOVAL, ELECTRICAL / U

MME008M	2022Q1	22428	MERCER	100% STATE	150	\$425.00	\$500.00		\$700.00
---------	--------	-------	--------	------------	-----	----------	----------	--	----------

TRANSITE JUNCTION BOX REMOVAL / U

MME009M	2022Q1	22428	MERCER	100% STATE	75	\$400.00	\$800.00		\$700.00
---------	--------	-------	--------	------------	----	----------	----------	--	----------

TROUBLESHOOTING / MH

MME010M	2022Q1	22430	MERCER	100% STATE	175	\$300.00	\$749.00		\$185.00
---------	--------	-------	--------	------------	-----	----------	----------	--	----------

BASE DOOR, TYPE T/C / U

MME011M	2022Q1	22430	MERCER	100% STATE	10	\$90.00	\$197.00		\$100.00
---------	--------	-------	--------	------------	----	---------	----------	--	----------



-----  
 BASE DOOR, TYPE K / U

MME012M	2022Q1	22430	MERCER	100% STATE	10	\$95.00	\$205.00		\$95.00
---------	--------	-------	--------	------------	----	---------	----------	--	---------

-----  
 BASE DOOR, TYPE P / U

MME013M	2022Q1	22430	MERCER	100% STATE	10	\$85.00	\$189.00		\$90.00
---------	--------	-------	--------	------------	----	---------	----------	--	---------

-----  
 PEDESTRIAN LED INSTALLATION / U

MME015M	2022Q1	22430	MERCER	100% STATE	3	\$340.00	\$421.00		\$275.00
---------	--------	-------	--------	------------	---	----------	----------	--	----------

-----  
 HIGHWAY LIGHTING BALLAST INSTALLATION / U

MME017M	2022Q1	22430	MERCER	100% STATE	10	\$450.00	\$450.00		\$450.00
---------	--------	-------	--------	------------	----	----------	----------	--	----------

New Jersey Department of Transportation  
 Jan 2022 - Dec 2022 12:15 Tuesday, January 3, 2023 182

HISTORICAL BID PRICE LISTING  
 BY REGION

REGION: C

PAY ITEM	CALENDAR QUARTER	CONTRACT NUMBER	COUNTY LOCATION	PROJECT DESCRIPTION	BID QUANTITY	AWARD PRICE	SECOND BIDDER	THIRD BIDDER	ESTIMATE
-----									
HIGHWAY LIGHTING RELAMPING / U									

MME024M	2022Q1	22430	MERCER	100% STATE	75	\$300.00	\$250.00		\$175.00
---------	--------	-------	--------	------------	----	----------	----------	--	----------

-----  
 BASE DOOR, TYPE L / U

MME026M	2022Q1	22430	MERCER	100% STATE	20	\$60.00	\$189.00		\$75.00
---------	--------	-------	--------	------------	----	---------	----------	--	---------

-----  
 PEC REPLACEMENT / U

MME027M	2022Q1	22430	MERCER	100% STATE	5	\$65.00	\$299.00		\$75.00
---------	--------	-------	--------	------------	---	---------	----------	--	---------

-----  
 SIGN LUMINAIRE INSTALLATION / U

MME055M	2022Q1	22430	MERCER	100% STATE	175	\$2,450	\$2,003		\$2,000
---------	--------	-------	--------	------------	-----	---------	---------	--	---------

-----  
 LED TYPE R-ARROW-R / U

MME068M	2022Q1	22430	MERCER	100% STATE	50	\$110.00	\$261.00		\$100.00
---------	--------	-------	--------	------------	----	----------	----------	--	----------

-----  
 LED TYPE A-ARROW-R / U

MME069M	2022Q1	22430	MERCER	100% STATE	50	\$110.00	\$261.00		\$100.00
---------	--------	-------	--------	------------	----	----------	----------	--	----------

-----  
 LED TYPE G-ARROW-R / U

MME070M	2022Q1	22430	MERCER	100% STATE	50	\$110.00	\$261.00	\$100.00
---------	--------	-------	--------	------------	----	----------	----------	----------

-----  
 LED TYPE A/G-ARROW-R / U

MME071M	2022Q1	22430	MERCER	100% STATE	45	\$165.00	\$333.00	\$175.00
---------	--------	-------	--------	------------	----	----------	----------	----------

-----  
 TRAFFIC DIRECTORS / MH

MME084M	2022Q1	22428	MERCER	100% STATE	350	\$85.00	\$125.00	\$82.00
---------	--------	-------	--------	------------	-----	---------	----------	---------

New Jersey Department of Transportation  
 Jan 2022 - Dec 2022 12:15 Tuesday, January 3, 2023 183

HISTORICAL BID PRICE LISTING  
 BY REGION

REGION: C

PAY ITEM	CALENDAR QUARTER	CONTRACT NUMBER	COUNTY LOCATION	PROJECT DESCRIPTION	BID QUANTITY	AWARD PRICE	SECOND BIDDER	THIRD BIDDER	ESTIMATE
----------	------------------	-----------------	-----------------	---------------------	--------------	-------------	---------------	--------------	----------

-----  
 VISOR REPLACEMENT / U

MME085M	2022Q1	22430	MERCER	100% STATE	45	\$65.00	\$120.00	\$60.00
---------	--------	-------	--------	------------	----	---------	----------	---------

-----  
 ROADWAY JUNCTION BOX / U

MME090M	2022Q1	22428	MERCER	100% STATE	1	\$350	\$1,000	\$2,000
---------	--------	-------	--------	------------	---	-------	---------	---------

-----  
 LED TYPE 12 RAG / U

MME091M	2022Q1	22430	MERCER	100% STATE	425	\$350.00	\$648.00	\$325.00
---------	--------	-------	--------	------------	-----	----------	----------	----------

-----  
 LED TYPE 8 RAG / U

MME092M	2022Q1	22430	MERCER	100% STATE	350	\$340.00	\$631.00	\$290.00
---------	--------	-------	--------	------------	-----	----------	----------	----------

-----  
 LIGHTING ASSEMBLIES, TYPE L-R-X / U

MME093M	2022Q1	22430	MERCER	100% STATE	2	\$460	\$1,206	\$450.00
---------	--------	-------	--------	------------	---	-------	---------	----------

-----  
 LIGHTING ASSEMBLIES, TYPE L-R-CF / U

MME094M	2022Q1	22430	MERCER	100% STATE	2	\$460	\$1,206	\$450.00
---------	--------	-------	--------	------------	---	-------	---------	----------

-----  
 LIGHTING ASSEMBLIES, TYPE L-R-V-X / U

MME095M	2022Q1 22430	MERCER	100% STATE	2	\$950	\$1,969		\$1,000
---------	--------------	--------	------------	---	-------	---------	--	---------

-----  
 LIGHTING ASSEMBLIES, TYPE L-R-MG / U

MME096M	2022Q1 22430	MERCER	100% STATE	2	\$1,085	\$1,994		\$750.00
---------	--------------	--------	------------	---	---------	---------	--	----------

-----  
 LIGHTING ASSEMBLIES, TYPE L-R-U-W / U

MME097M	2022Q1 22430	MERCER	100% STATE	2	\$2,000	\$3,078		\$1,850
---------	--------------	--------	------------	---	---------	---------	--	---------

New Jersey Department of Transportation  
 Jan 2022 - Dec 2022 12:15 Tuesday, January 3, 2023 184

HISTORICAL BID PRICE LISTING  
 BY REGION

REGION: C

PAY ITEM	CALENDAR QUARTER	CONTRACT NUMBER	COUNTY LOCATION	PROJECT DESCRIPTION	BID QUANTITY	AWARD PRICE	SECOND BIDDER	THIRD BIDDER	ESTIMATE
-----	-----	-----	-----	-----	-----	-----	-----	-----	-----

LIGHTING ASSEMBLIES, TYPE L-R-U-P / U

MME098M	2022Q1 22430	MERCER	100% STATE	2	\$2,000	\$2,355		\$1,500
---------	--------------	--------	------------	---	---------	---------	--	---------

New Jersey Department of Transportation  
 Jan 2022 - Dec 2022 12:15 Tuesday, January 3, 2023 185

HISTORICAL BID PRICE LISTING  
 BY REGION

REGION: C

PAY ITEM	CALENDAR QUARTER	CONTRACT NUMBER	COUNTY LOCATION	PROJECT DESCRIPTION	BID QUANTITY	AWARD PRICE	SECOND BIDDER	THIRD BIDDER	ESTIMATE
-----	-----	-----	-----	-----	-----	-----	-----	-----	-----

TOWER RELAMPING / U

MME100M	2022Q1 22430	MERCER	100% STATE	8	\$1,650	\$8,569		\$1,750
---------	--------------	--------	------------	---	---------	---------	--	---------

-----  
 TOWER LUMINAIRE INSTALLATION / U

MME101M	2022Q1 22430	MERCER	100% STATE	8	\$2,245	\$2,239		\$650.00
---------	--------------	--------	------------	---	---------	---------	--	----------

-----  
 LIGHTING ASSEMBLIES INSTALLATION / U

MME102M	2022Q1 22430	MERCER	100% STATE	70	\$500.00	\$610.00		\$375.00
---------	--------------	--------	------------	----	----------	----------	--	----------

-----  
 LIGHTING ASSEMBLIES, TYPE L-R-40-Y / U

MME103M	2022Q1 22430	MERCER	100% STATE	2	\$440	\$1,173		\$600.00
---------	--------------	--------	------------	---	-------	---------	--	----------

-----  
 FUSE KITS / U

MME108M	2022Q1 22430	MERCER	100% STATE	75	\$75.00	\$309.00		\$75.00
---------	--------------	--------	------------	----	---------	----------	--	---------

-----  
 FOUNDATION, TYPE PBI / U

MME122M	2022Q1 22428	MERCER	100% STATE	10	\$250.00	\$300.00		\$500.00
---------	--------------	--------	------------	----	----------	----------	--	----------

-----  
 ADA Push Button Installation / U

MME139M	2022Q1 22430	MERCER	100% STATE	40	\$210.00	\$421.00		\$225.00
---------	--------------	--------	------------	----	----------	----------	--	----------

-----  
 RADAR DETECTION SYSTEM, 1 RADAR / U

MME143M	2022Q1 22404	MIDDLESEX	STATE	1	\$13,755	\$12,500	\$12,000	\$15,000
---------	--------------	-----------	-------	---	----------	----------	----------	----------

-----  
 RADAR DETECTION SYSTEM, 2 RADAR / U

MME144M	2022Q1 22405	MONMOUTH	STATE	11	\$20,475	\$18,600	\$20,100	\$25,000
---------	--------------	----------	-------	----	----------	----------	----------	----------

New Jersey Department of Transportation  
 Jan 2022 - Dec 2022

12:15 Tuesday, January 3, 2023 186

HISTORICAL BID PRICE LISTING  
 BY REGION

REGION: C

PAY ITEM	CALENDAR QUARTER	CONTRACT NUMBER	COUNTY LOCATION	PROJECT DESCRIPTION	BID QUANTITY	AWARD PRICE	SECOND BIDDER	THIRD BIDDER	ESTIMATE
-----									
RADAR DETECTION SYSTEM, 3 RADAR / U									
MME145M	2022Q1	22404	MIDDLESEX	STATE	1	\$30,030	\$34,000	\$25,000	\$30,000
		22405	MONMOUTH	STATE	2	\$30,765	\$28,500	\$28,500	\$30,000

-----  
 RADAR DETECTION SYSTEM, 4 RADAR / U

MME146M	2022Q1 22405	MONMOUTH	STATE	2	\$41,055	\$38,000	\$37,500	\$40,000
---------	--------------	----------	-------	---	----------	----------	----------	----------

-----  
 POLE BRIDGE REPLACEMENT / EACH

MME149M	2022Q1 22430	MERCER	100% STATE	40	\$3,400	\$1,695		\$2,000
---------	--------------	--------	------------	----	---------	---------	--	---------

New Jersey Department of Transportation  
 Jan 2022 - Dec 2022

12:15 Tuesday, January 3, 2023 187

HISTORICAL BID PRICE LISTING  
 BY REGION

REGION: C

PAY ITEM	CALENDAR QUARTER	CONTRACT NUMBER	COUNTY LOCATION	PROJECT DESCRIPTION	BID QUANTITY	AWARD PRICE	SECOND BIDDER	THIRD BIDDER	ESTIMATE
----------	------------------	-----------------	-----------------	---------------------	--------------	-------------	---------------	--------------	----------

-----  
 TRAFFIC CONTROL TRUCK WITH MOUNTED CRASH / DAY  
 MMG008M            2022Q1 22404            MIDDLESEX    STATE                            500            \$1.00            \$1.00            \$0.02            \$200.00

-----  
 TELEPHONE SERVICE / DOLL  
 MMG010M            2022Q2 22464            MONMOUTH    N/A                            1,500            \$1.00            \$1.00                            \$1.00  
                           2022Q4 23426            HUNTERDON    N/A                            2,500            \$1.00            \$1.00            \$1.00            \$1.00  
                           23423            HUNTERDON    N/A                            3,000            \$1.00            \$1.00            \$1.00            \$1.00

-----  
 Adjustment Factor - Normal Working Hours / PCT  
 MMG011M            2022Q2 22455            MONMOUTH    STATE                            2,586,207            \$0.90            \$0.96            \$1.07            \$1.16

-----  
 FIELD OFFICE EQUIPMENT / DOLL  
 MMG018M            2022Q2 22462            MONMOUTH    STATE                            500            \$1.00            \$1.00                            \$1.00  
                           22464            MONMOUTH    N/A                            1,000            \$1.00            \$1.00                            \$1.00

-----  
 OVERTIME DIFFERENTIAL (OD) / DOLL  
 MMG025M            2022Q4 23423            HUNTERDON    N/A                            100,000            \$1.00            \$1.00            \$1.00            \$1.00  
                           23426            HUNTERDON    N/A                            100,000            \$1.00            \$1.00            \$1.00            \$1.00

-----  
 DISPOSAL OF REGULATED MATERIAL / DOLL  
 MMG027M            2022Q4 23423            HUNTERDON    N/A                            10,000            \$1.00            \$1.00            \$1.00            \$1.00  
                           23426            HUNTERDON    N/A                            20,000            \$1.00            \$1.00            \$1.00            \$1.00

-----  
 STEEL POST FOR END TREATMENT / U  
 MMG030M            2022Q2 22464            MONMOUTH    N/A                            110            \$400.00            \$120.00                            \$250.00

-----  
 ATTACHMENT TO STRUCTURE / LF  
 MMG032M            2022Q2 22464            MONMOUTH    N/A                            10            \$1.00            \$1.00                            \$150.00

New Jersey Department of Transportation  
 Jan 2022 - Dec 2022

12:15 Tuesday, January 3, 2023 188

HISTORICAL BID PRICE LISTING  
 BY REGION

REGION: C

PAY ITEM	CALENDAR QUARTER	CONTRACT NUMBER	COUNTY LOCATION	PROJECT DESCRIPTION	BID QUANTITY	AWARD PRICE	SECOND BIDDER	THIRD BIDDER	ESTIMATE
ATTACHMENT TO STRUCTURE / U		22464	MONMOUTH	N/A	10	\$150.00	\$200.00		\$200.00

MMG033M	2022Q2 22464	MONMOUTH	N/A	10	\$1.00	\$1.00		\$250.00
---------	--------------	----------	-----	----	--------	--------	--	----------

-----  
RIPRAP STONE SLOPE PROTECTION / T

MMG036M	2022Q1 22404	MIDDLESEX	STATE	50	\$10.00	\$25.00	\$0.02	\$55.00
---------	--------------	-----------	-------	----	---------	---------	--------	---------

-----  
SCOOP TUNNEL VISOR / U

MMG055M	2022Q1 22430	MERCER	100% STATE	100	\$75.00	\$120.00		\$75.00
---------	--------------	--------	------------	-----	---------	----------	--	---------

-----  
CRANE / MH

MMG056M	2022Q1 22430	MERCER	100% STATE	24	\$750	\$1,673		\$450.00
---------	--------------	--------	------------	----	-------	---------	--	----------

-----  
DISPOSAL OF REGULATED MATERIAL HAZARDOUS / DOLL

MMG064M	2022Q4 23423	HUNTERDON	N/A	10,000	\$1.00	\$1.00	\$1.00	\$1.00
	23426	HUNTERDON	N/A	25,000	\$1.00	\$1.00	\$1.00	\$1.00

-----  
DREDG, PROCESSING, TRNSPRT, PLACE UPLAND / CY

MMG094M	2022Q3 22471	MIDDLESEX	STATE	19,071	\$125.75	\$175.00	\$210.00	\$131.00
---------	--------------	-----------	-------	--------	----------	----------	----------	----------

-----  
ADJUSTMENT FACTOR / PCT

MMG095M	2022Q2 22442	MONMOUTH	N/A	11,000,000	\$0.85	\$0.85	\$0.87	\$1.09
---------	--------------	----------	-----	------------	--------	--------	--------	--------

New Jersey Department of Transportation  
Jan 2022 - Dec 2022

12:15 Tuesday, January 3, 2023 189

HISTORICAL BID PRICE LISTING  
BY REGION

REGION: C

PAY ITEM	CALENDAR QUARTER	CONTRACT NUMBER	COUNTY LOCATION	PROJECT DESCRIPTION	BID QUANTITY	AWARD PRICE	SECOND BIDDER	THIRD BIDDER	ESTIMATE
----------	------------------	-----------------	-----------------	---------------------	--------------	-------------	---------------	--------------	----------

-----  
BOLLARD / U

MMI003M	2022Q1 22428	MERCER	100% STATE	4	\$250.00	\$350.00		\$800.00
---------	--------------	--------	------------	---	----------	----------	--	----------

New Jersey Department of Transportation  
Jan 2022 - Dec 2022

12:15 Tuesday, January 3, 2023 190

HISTORICAL BID PRICE LISTING  
BY REGION

REGION: C

PAY ITEM	CALENDAR QUARTER	CONTRACT NUMBER	COUNTY LOCATION	PROJECT DESCRIPTION	BID QUANTITY	AWARD PRICE	SECOND BIDDER	THIRD BIDDER	ESTIMATE
----------	------------------	-----------------	-----------------	---------------------	--------------	-------------	---------------	--------------	----------

-----									
CONSTRUCTION LAYOUT / DAY									
MMR001M	2022Q1	22404	MIDDLESEX	STATE	20	\$1.00	\$1.00	\$0.02	\$1,650
-----									
SPECIAL MOBILIZATION / U									
MMR005M	2022Q2	22464	MONMOUTH	N/A	10	\$2,000	\$2,000		\$2,000
-----									
EMERGENCY MOBILIZATION / U									
MMR006M	2022Q1	22404	MIDDLESEX	STATE	3	\$10,000	\$10,000	\$10,000	\$10,000
	2022Q2	22462	MONMOUTH	STATE	10	\$1,000	\$1,000		\$1,000
		22464	MONMOUTH	N/A	25	\$5,000	\$5,000		\$5,000
-----									
ATTACHMENT TO STRUCTURE, TYPE A / U									
MMR047M	2022Q2	22464	MONMOUTH	N/A	10	\$2,800	\$1,200		\$2,000
-----									
ATTACHMENT TO STRUCTURE, TYPE B / U									
MMR048M	2022Q2	22464	MONMOUTH	N/A	10	\$110.00	\$150.00		\$500.00
-----									
BUFFER END PIECES FOR END TREATMENTS / U									
MMR055M	2022Q2	22464	MONMOUTH	N/A	30	\$50.00	\$45.00		\$200.00
-----									
WOODEN POSTS FOR END TREATMENTS / U									
MMR056M	2022Q2	22464	MONMOUTH	N/A	40	\$500.00	\$35.00		\$75.00
-----									
RAIL ELEMENTS FOR END TREATMENTS / U									
MMR057M	2022Q2	22464	MONMOUTH	N/A	110	\$1,700	\$1,500		\$1,000
-----									
New Jersey Department of Transportation						12:15 Tuesday, January 3, 2023 191			
Jan 2022 - Dec 2022									
HISTORICAL BID PRICE LISTING BY REGION									
REGION: C									
PAY ITEM	CALENDAR QUARTER	CONTRACT NUMBER	COUNTY LOCATION	PROJECT DESCRIPTION	BID QUANTITY	AWARD PRICE	SECOND BIDDER	THIRD BIDDER	ESTIMATE
-----									
REFLECTIVE SHEETING FOR END TREATMENTS / SF									
MMR058M	2022Q2	22464	MONMOUTH	N/A	75	\$10.00	\$1.00		\$15.00
-----									

FLASHING ARROW BOARD, 4' X 8' / DAY

MMR060M	2022Q1	22404	MIDDLESEX	STATE	100	\$1.00	\$1.00	\$0.02	\$50.00
---------	--------	-------	-----------	-------	-----	--------	--------	--------	---------

PORTABLE VARIABLE MESSAGE SIGN / DAY

MMR061M	2022Q1	22404	MIDDLESEX	STATE	140	\$1	\$1	\$1,200	\$100.00
---------	--------	-------	-----------	-------	-----	-----	-----	---------	----------

NON-VEGETATIVE SURFACE, POLYESTER MATTIN / SY

MMR073M	2022Q2	22464	MONMOUTH	N/A	100	\$35.00	\$1.00		\$25.00
---------	--------	-------	----------	-----	-----	---------	--------	--	---------

GUIDE RAIL EXTRUDERS / U

MMR076M	2022Q2	22464	MONMOUTH	N/A	15	\$800.00	\$750.00		\$1,000
---------	--------	-------	----------	-----	----	----------	----------	--	---------

MOBILIZATION OF MILL & HMA PAVING EQUIP. / U

MMR077M	2022Q1	22404	MIDDLESEX	STATE	25	\$15,000	\$15,000	\$15,000	\$15,000
---------	--------	-------	-----------	-------	----	----------	----------	----------	----------

MICROMILLING / SY

MMR087M	2022Q1	22404	MIDDLESEX	STATE	1,000	\$5.00	\$10.00	\$2.00	\$6.35
---------	--------	-------	-----------	-------	-------	--------	---------	--------	--------

CONCRETE WASHOUT SYSTEM / U

MMR091M	2022Q1	22404	MIDDLESEX	STATE	2	\$20,000	\$5,000	\$24,911	\$500.00
---------	--------	-------	-----------	-------	---	----------	---------	----------	----------

REGRADE BERM / SY

MMR096M	2022Q1	22404	MIDDLESEX	STATE	213	\$3.00	\$16.00	\$2.00	\$3.00
---------	--------	-------	-----------	-------	-----	--------	---------	--------	--------

New Jersey Department of Transportation  
Jan 2022 - Dec 2022

12:15 Tuesday, January 3, 2023 192

HISTORICAL BID PRICE LISTING  
BY REGION

REGION: C

PAY ITEM	CALENDAR QUARTER	CONTRACT NUMBER	COUNTY LOCATION	PROJECT DESCRIPTION	BID QUANTITY	AWARD PRICE	SECOND BIDDER	THIRD BIDDER	ESTIMATE
REGRADE BERM / SY									
MMR096M	(cont)	22405	MONMOUTH	STATE	1,246	\$3.00	\$6.00	\$14.50	\$3.00

New Jersey Department of Transportation  
Jan 2022 - Dec 2022

12:15 Tuesday, January 3, 2023 193

HISTORICAL BID PRICE LISTING  
BY REGION



REGION: C

PAY ITEM	CALENDAR QUARTER	CONTRACT NUMBER	COUNTY LOCATION	PROJECT DESCRIPTION	BID QUANTITY	AWARD PRICE	SECOND BIDDER	THIRD BIDDER	ESTIMATE
VOID REDUCING ASPHALT MEMBRANE / LF									
MMR113M	2022Q1	22404	MIDDLESEX	STATE	14,420	\$5.76	\$5.75	\$6.00	\$10.00

ASPHALT COLD PATCH / LB

MMR115M	2022Q2	22464	MONMOUTH	N/A	500	\$10.00	\$1.00		\$2.00
---------	--------	-------	----------	-----	-----	---------	--------	--	--------

New Jersey Department of Transportation  
Jan 2022 - Dec 2022

12:15 Tuesday, January 3, 2023 194

HISTORICAL BID PRICE LISTING  
BY REGION

REGION: N

PAY ITEM	CALENDAR QUARTER	CONTRACT NUMBER	COUNTY LOCATION	PROJECT DESCRIPTION	BID QUANTITY	AWARD PRICE	SECOND BIDDER	THIRD BIDDER	ESTIMATE
FORCE ACCOUNT / DOLL									
109006M	2022Q1	22429	MORRIS	100% STATE	50,000	\$1.00	\$1.00		\$1.00
		22427	BERGEN	100% STATE	60,380	\$1.00	\$1.00	\$1.00	\$1.00
		22401	PASSAIC	STATE	100,000	\$1.00	\$1.00	\$1.00	\$1.00
		22402	UNION	STATE	100,000	\$1.00	\$1.00	\$1.00	\$1.00
	2022Q2	22463	MORRIS	N/A	300,000	\$1.00	\$1.00		\$1.00
	2022Q4	23425	UNION	N/A	695,000	\$1.00	\$1.00	\$1.00	\$1.00
		23422	UNION	N/A	700,000	\$1.00	\$1.00	\$1.00	\$1.00
		23434	UNION	N/A	3,000,000	\$1.00	\$1.00	\$1.00	\$1.00

New Jersey Department of Transportation  
Jan 2022 - Dec 2022

12:15 Tuesday, January 3, 2023 195

HISTORICAL BID PRICE LISTING  
BY REGION

REGION: N

PAY ITEM	CALENDAR QUARTER	CONTRACT NUMBER	COUNTY LOCATION	PROJECT DESCRIPTION	BID QUANTITY	AWARD PRICE	SECOND BIDDER	THIRD BIDDER	ESTIMATE
PERFORMANCE BOND AND PAYMENT BOND / DOLL									
151006M	2022Q1	21139	MORRIS	NHP-0015 (310)	1	\$13,692			\$10,000
		21140	MORRIS	100% State	1	\$60,000	\$45,000	\$45,000	\$25,000
		22101	PASSAIC	NHP-0080 (331)	1	\$45,000	\$35,000	\$38,766	\$55,000
		22102	UNION	NHP-0022 (350)	1	\$10,035	\$13,000	\$11,250	\$25,000
		22401	PASSAIC	STATE	1	\$43,360	\$43,567	\$61,000	\$50,400
		22402	UNION	STATE	1	\$36,402	\$38,455	\$43,500	\$65,700
		22424	MORRIS	STATE	1	\$7,736	\$5,000		\$8,000

	22429	MORRIS	100% STATE	1	\$12,000	\$7,000		\$6,000
	22461	HUDSON	N/A	1	\$30,000	\$28,000	\$35,200	\$39,000
	22427	BERGEN	100% STATE	12,000	\$1.00	\$1.00	\$1.00	\$1.00
2022Q2	22105	UNION	NHP-0439 (303)	1	\$68,700			\$45,000
	22110	BERGEN	NHP-0017 (307)	1	\$26,050	\$27,000	\$75,000	\$45,000
	22115	ESSEX	NHP-0021 (353)	1	\$40,110	\$33,998	\$41,944	\$45,000
	22117	PASSAIC	NHP-0020 (301)	1	\$300,000	\$220,000	\$50,000	\$200,000
	22122	MORRIS	NHP-0015 (311)	1	\$75,000	\$90,000	\$95,000	\$55,000
	22123	BERGEN	STBGP-0208 (302)	1	\$29,000	\$40,000	\$20,000	\$30,000
	22127	BERGEN	CRRSAA-FLEX-0004 (32	1	\$118,000	\$118,000	\$100,277	\$110,000
	22128	ESSEX	NHP-D00S (591)	1	\$11,300	\$34,933		\$25,000
	22129	MORRIS	STBGP-FLEX-0046 (351)	1	\$30,000	\$20,000	\$35,000	\$30,000
	22463	MORRIS	N/A	1	\$21,500	\$65,797		\$51,700
2022Q3	22137	UNION	NHP-0022 (353)	1	\$45,000	\$39,000	\$55,000	\$55,000
	22149	MORRIS	HSIP-0015 (313)	1	\$40,000	\$42,300	\$58,545	\$55,000
2022Q4	22145	WARREN	NHP-0094 (306)	1	\$20,240			\$25,000
	22152	WARREN	CMAQ-0046 (353)	1	\$20,000	\$9,000	\$15,000	\$30,000
	23422	UNION	N/A	1	\$0	\$1	\$95,000	\$12,000
	23425	UNION	N/A	1	\$93,371	\$1	\$229,948	\$50,000
	23434	UNION	N/A	1	\$50,000	\$1	\$92,134	\$15,000

New Jersey Department of Transportation  
Jan 2022 - Dec 2022

12:15 Tuesday, January 3, 2023 196

HISTORICAL BID PRICE LISTING  
BY REGION

REGION: N

PAY ITEM	CALENDAR QUARTER	CONTRACT NUMBER	COUNTY LOCATION	PROJECT DESCRIPTION	BID QUANTITY	AWARD PRICE	SECOND BIDDER	THIRD BIDDER	ESTIMATE
RAILROAD PROTECTIVE LIABILITY INSURANCE / DOLL									
152012P	2022Q1	22401	PASSAIC	STATE	1	\$1,207	\$2,518	\$1,000	\$10,000
		22402	UNION	STATE	1	\$2,518	\$1,210	\$1,500	\$10,000
	2022Q2	22117	PASSAIC	NHP-0020 (301)	1	\$6,000	\$2,000	\$5,000	\$70,000
POLLUTION LIABILITY INSURANCE / DOLL									
152015P	2022Q1	21139	MORRIS	NHP-0015 (310)	1	\$2,500			\$425.00
		21140	MORRIS	100% State	1	\$15,000	\$12,000	\$10,000	\$6,000
		22101	PASSAIC	NHP-0080 (331)	1	\$14,000	\$10,000	\$14,490	\$10,000
		22102	UNION	NHP-0022 (350)	1	\$6,000	\$3,800	\$7,553	\$7,000
		22401	PASSAIC	STATE	1	\$14,500	\$10,070	\$11,000	\$5,000
		22402	UNION	STATE	1	\$10,070	\$19,000	\$4,000	\$5,000
		22424	MORRIS	STATE	1	\$1	\$23,000		\$1,000
		22461	HUDSON	N/A	1	\$20,000	\$1,000	\$12,300	\$25,000
	2022Q2	22105	UNION	NHP-0439 (303)	1	\$11,500			\$10,000
		22110	BERGEN	NHP-0017 (307)	1	\$10,000	\$17,500	\$3	\$3,740
		22115	ESSEX	NHP-0021 (353)	1	\$11,500	\$10,000	\$10,070	\$8,000
		22117	PASSAIC	NHP-0020 (301)	1	\$20,000	\$15,000	\$1	\$5,000
		22122	MORRIS	NHP-0015 (311)	1	\$10,000	\$15,000	\$20,000	\$6,500

	22123	BERGEN	STBGP-0208 (302)	1	\$15,000	\$11,000	\$1	\$12,000
	22127	BERGEN	CRRSAA-FLEX-0004 (32)	1	\$1	\$1	\$24,540	\$10,000
	22128	ESSEX	NHP-D00S (591)	1	\$1	\$12,575		\$3,000
	22129	MORRIS	STBGP-FLEX-0046 (351)	1	\$11,000	\$5,000	\$16,794	\$17,000
	22463	MORRIS	N/A	1	\$1	\$12,500		\$15,000
2022Q3	22137	UNION	NHP-0022 (353)	1	\$10,000	\$15,000	\$19,000	\$10,000
	22149	MORRIS	HSIP-0015 (313)	1	\$10,000	\$1	\$14,901	\$5,000
2022Q4	22145	WARREN	NHP-0094 (306)	1	\$15,000			\$2,000
	22152	WARREN	CMAQ-0046 (353)	1	\$9,500	\$1	\$3,000	\$425.00
	23422	UNION	N/A	1	\$0.01	\$1.00	\$1.00	\$6,000
	23425	UNION	N/A	1	\$56,382	\$1	\$1	\$12,000
	23434	UNION	N/A	1	\$25,000	\$1	\$1	\$5,000

New Jersey Department of Transportation  
Jan 2022 - Dec 2022

12:15 Tuesday, January 3, 2023 197

HISTORICAL BID PRICE LISTING  
BY REGION

REGION: N

PAY ITEM	CALENDAR QUARTER	CONTRACT NUMBER	COUNTY LOCATION	PROJECT DESCRIPTION	BID QUANTITY	AWARD PRICE	SECOND BIDDER	THIRD BIDDER	ESTIMATE
-----									
PROGRESS SCHEDULE / LS									
153003P	2022Q1	21139	MORRIS	NHP-0015 (310)	1	\$30,000			\$6,500
		21140	MORRIS	100% State	1	\$4,000	\$5,000	\$5,000	\$8,000
		22101	PASSAIC	NHP-0080 (331)	1	\$5,000	\$5,000	\$5,000	\$25,000
		22102	UNION	NHP-0022 (350)	1	\$8,050	\$1,350	\$1,500	\$8,000
		22461	HUDSON	N/A	1	\$10,000	\$20,000	\$10,000	\$85,000
	2022Q2	22105	UNION	NHP-0439 (303)	1	\$5,000			\$10,000
		22110	BERGEN	NHP-0017 (307)	1	\$11,030	\$3,000	\$10,500	\$8,000
		22115	ESSEX	NHP-0021 (353)	1	\$13,805	\$1,400	\$5,500	\$10,000
		22117	PASSAIC	NHP-0020 (301)	1	\$25,000	\$17,500	\$50,000	\$60,000
		22122	MORRIS	NHP-0015 (311)	1	\$6,000	\$10,000	\$60,000	\$25,000
		22123	BERGEN	STBGP-0208 (302)	1	\$15,000	\$3,000	\$6,500	\$15,000
		22127	BERGEN	CRRSAA-FLEX-0004 (32)	1	\$10,000	\$10,000	\$10,000	\$35,000
		22128	ESSEX	NHP-D00S (591)	1	\$2,500	\$9,850		\$8,000
		22129	MORRIS	STBGP-FLEX-0046 (351)	1	\$3,500	\$5,000	\$5,000	\$15,000
	2022Q3	22137	UNION	NHP-0022 (353)	1	\$10,000	\$5,000	\$5,500	\$25,000
		22149	MORRIS	HSIP-0015 (313)	1	\$7,500	\$16,000	\$3,672	\$25,000
	2022Q4	22145	WARREN	NHP-0094 (306)	1	\$38,000			\$8,000
		22152	WARREN	CMAQ-0046 (353)	1	\$5,000	\$9,841	\$25,000	\$7,000

-----  
PROGRESS SCHEDULE UPDATE / U

153005M	2022Q1	22102	UNION	NHP-0022 (350)	5	\$755.00	\$400.00	\$100.00	\$475.00
		21139	MORRIS	NHP-0015 (310)	6	\$8,000			\$740.00
		22101	PASSAIC	NHP-0080 (331)	8	\$1,000	\$100	\$500	\$500.00
		21140	MORRIS	100% State	15	\$500	\$1,090	\$100	\$500.00
	2022Q2	22128	ESSEX	NHP-D00S (591)	4	\$100	\$1,975		\$500.00

22110	BERGEN	NHP-0017 (307)	7	\$800.00	\$500.00	\$750.00	\$700.00
22115	ESSEX	NHP-0021 (353)	8	\$810.00	\$300.00	\$500.00	\$490.00
22105	UNION	NHP-0439 (303)	15	\$550.00			\$750.00
22127	BERGEN	CRRSAA-FLEX-0004 (32)	15	\$600.00	\$600.00	\$500.00	\$685.00
22123	BERGEN	STBGP-0208 (302)	18	\$1.00	\$500.00	\$50.00	\$250.00
22117	PASSAIC	NHP-0020 (301)	19	\$1,000	\$800	\$800	\$480.00
22122	MORRIS	NHP-0015 (311)	23	\$100.00	\$200.00	\$500.00	\$550.00

New Jersey Department of Transportation  
Jan 2022 - Dec 2022

12:15 Tuesday, January 3, 2023 198

HISTORICAL BID PRICE LISTING  
BY REGION

REGION: N

PAY ITEM	CALENDAR QUARTER	CONTRACT NUMBER	COUNTY LOCATION	PROJECT DESCRIPTION	BID QUANTITY	AWARD PRICE	SECOND BIDDER	THIRD BIDDER	ESTIMATE
153005M	(cont)	22129	MORRIS	STBGP-FLEX-0046 (351)	25	\$500.00	\$0.01	\$640.00	\$500.00
	2022Q3	22137	UNION	NHP-0022 (353)	14	\$660.00	\$500.00	\$250.00	\$500.00
		22149	MORRIS	HSIP-0015 (313)	18	\$400.00	\$800.00	\$459.00	\$500.00
	2022Q4	22152	WARREN	CMAQ-0046 (353)	8	\$600.00	\$0.02	\$400.00	\$500.00
		22145	WARREN	NHP-0094 (306)	13	\$8,000			\$700.00

BAR CHART PROGRESS SCHEDULE AND UPDATES / LS

153009P	2022Q1	22401	PASSAIC	STATE	1	\$3,350	\$1,500	\$15,380	\$5,000
		22402	UNION	STATE	1	\$2,500	\$4,120	\$1,500	\$5,000

TRAINEES / HOUR

153011M	2022Q1	21139	MORRIS	NHP-0015 (310)	740	\$126.00			\$1.00
		22101	PASSAIC	NHP-0080 (331)	1,640	\$20.00	\$0.01	\$0.01	\$1.00
	2022Q2	22129	MORRIS	STBGP-FLEX-0046 (351)	300	\$0.01	\$0.01	\$1.09	\$1.00
		22105	UNION	NHP-0439 (303)	920	\$0.01			\$1.00
		22123	BERGEN	STBGP-0208 (302)	920	\$0.01	\$0.01	\$1.00	\$1.00
		22110	BERGEN	NHP-0017 (307)	1,490	\$1.00	\$1.00	\$0.01	\$1.00
		22122	MORRIS	NHP-0015 (311)	1,970	\$1.00	\$1.00	\$0.01	\$1.00
		22127	BERGEN	CRRSAA-FLEX-0004 (32)	2,940	\$1.00	\$1.00	\$0.01	\$1.00
		22117	PASSAIC	NHP-0020 (301)	9,860	\$1.00	\$0.01	\$25.00	\$1.00
	2022Q3	22149	MORRIS	HSIP-0015 (313)	760	\$0.01	\$0.01	\$1.25	\$1.00
		22137	UNION	NHP-0022 (353)	1,220	\$0.01	\$94.00	\$1.00	\$1.00
	2022Q4	22152	WARREN	CMAQ-0046 (353)	2,670	\$0.01	\$0.02	\$0.01	\$1.00

New Jersey Department of Transportation  
Jan 2022 - Dec 2022

12:15 Tuesday, January 3, 2023 199

HISTORICAL BID PRICE LISTING  
BY REGION

REGION: N

PAY ITEM	CALENDAR QUARTER	CONTRACT NUMBER	COUNTY LOCATION	PROJECT DESCRIPTION	BID QUANTITY	AWARD PRICE	SECOND BIDDER	THIRD BIDDER	ESTIMATE
MOBILIZATION / LS									
154003P	2022Q1	21139	MORRIS	NHP-0015 (310)	1	\$225,730			\$211,180
		21140	MORRIS	100% State	1	\$385,000	\$780,000	\$838,300	\$860,133
		22101	PASSAIC	NHP-0080 (331)	1	\$500,000	\$670,000	\$670,000	\$615,644
		22102	UNION	NHP-0022 (350)	1	\$197,165	\$208,000	\$250,000	\$250,000
		22401	PASSAIC	STATE	1	\$895,265	\$602,000	\$1,260,000	\$498,066
		22402	UNION	STATE	1	\$690,000	\$1,190,695	\$850,000	\$352,214
		22427	BERGEN	100% STATE	1	\$46,000	\$75,000	\$121,808	\$30,000
		22429	MORRIS	100% STATE	1	\$3,500	\$90,000		\$25,000
		22461	HUDSON	N/A	1	\$660,000	\$625,000	\$680,000	\$320,453
	2022Q2	22105	UNION	NHP-0439 (303)	1	\$500,000			\$890,400
		22110	BERGEN	NHP-0017 (307)	1	\$271,400	\$310,000	\$650,000	\$700,000
		22115	ESSEX	NHP-0021 (353)	1	\$1,023,470	\$1,216,065	\$945,000	\$899,000
		22117	PASSAIC	NHP-0020 (301)	1	\$4,800,000	\$4,850,000	\$5,771,574	\$4,700,000
		22122	MORRIS	NHP-0015 (311)	1	\$1,150,000	\$1,319,300	\$1,325,000	\$840,000
		22123	BERGEN	STBGP-0208 (302)	1	\$425,000	\$285,000	\$485,000	\$420,000
		22127	BERGEN	CRRSAA-FLEX-0004 (32)	1	\$2,068,000	\$2,068,000	\$2,100,000	\$2,000,000
		22128	ESSEX	NHP-D00S (591)	1	\$645,278	\$448,647		\$250,000
		22129	MORRIS	STBGP-FLEX-0046 (351)	1	\$290,000	\$330,000	\$2,068,000	\$331,000
	2022Q3	22137	UNION	NHP-0022 (353)	1	\$900,000	\$1,110,000	\$1,084,800	\$960,000
		22149	MORRIS	HSIP-0015 (313)	1	\$800,000	\$1,523,000	\$2,229,740	\$575,000
	2022Q4	22145	WARREN	NHP-0094 (306)	1	\$400,500			\$380,000
		22152	WARREN	CMAQ-0046 (353)	1	\$390,000	\$250,000	\$360,000	\$206,300

New Jersey Department of Transportation  
Jan 2022 - Dec 2022

12:15 Tuesday, January 3, 2023 200

HISTORICAL BID PRICE LISTING  
BY REGION

REGION: N

PAY ITEM	CALENDAR QUARTER	CONTRACT NUMBER	COUNTY LOCATION	PROJECT DESCRIPTION	BID QUANTITY	AWARD PRICE	SECOND BIDDER	THIRD BIDDER	ESTIMATE
FIELD OFFICE TYPE B SET UP / U									
155006M	2022Q1	22401	PASSAIC	STATE	1	\$45,160	\$25,000	\$40,000	\$20,000
		22402	UNION	STATE	1	\$25,000	\$47,800	\$22,000	\$20,000
-----									
FIELD OFFICE TYPE D SET UP / U									
155012M	2022Q1	22102	UNION	NHP-0022 (350)	1	\$14,000	\$15,000	\$45,000	\$35,000
	2022Q2	22105	UNION	NHP-0439 (303)	1	\$30,000			\$50,000
		22129	MORRIS	STBGP-FLEX-0046 (351)	1	\$30,000	\$35,000	\$39,377	\$40,000
	2022Q3	22149	MORRIS	HSIP-0015 (313)	1	\$55,000	\$23,000	\$40,447	\$35,000

-----  
 FIELD OFFICE TYPE E SET UP / U

155015M	2022Q1	21139	MORRIS	NHP-0015 (310)	1	\$45,000			\$42,000
		21140	MORRIS	100% State	1	\$30,000	\$17,500	\$18,500	\$28,300
		22101	PASSAIC	NHP-0080 (331)	1	\$80,000	\$50,000	\$50,000	\$40,000
2022Q2	22110		BERGEN	NHP-0017 (307)	1	\$44,760	\$28,000	\$21,500	\$44,300
	22115		ESSEX	NHP-0021 (353)	1	\$26,500	\$25,000	\$35,000	\$75,000
	22122		MORRIS	NHP-0015 (311)	1	\$75,000	\$25,000	\$185,000	\$45,000
	22123		BERGEN	STBGP-0208 (302)	1	\$120,000	\$30,000	\$75,000	\$40,000
	22127		BERGEN	CRRSAA-FLEX-0004 (32)	1	\$50,000	\$50,000	\$44,194	\$37,700
	22128		ESSEX	NHP-D00S (591)	1	\$30,000	\$22,000		\$30,000
2022Q3	22137		UNION	NHP-0022 (353)	1	\$35,000	\$36,000	\$24,000	\$40,000
2022Q4	22145		WARREN	NHP-0094 (306)	1	\$45,000			\$45,000
	22152		WARREN	CMAQ-0046 (353)	1	\$35,000	\$75,000	\$40,000	\$30,000

-----  
 FIELD OFFICE TYPE F SET UP / U

155018M	2022Q2	22117	PASSAIC	NHP-0020 (301)	1	\$130,000	\$50,000	\$131,000	\$64,000
---------	--------	-------	---------	----------------	---	-----------	----------	-----------	----------

-----  
 FIELD OFFICE TYPE B MAINTENANCE / MO

155024M	2022Q1	22401	PASSAIC	STATE	12	\$5,460	\$4,500	\$3,200	\$2,500
---------	--------	-------	---------	-------	----	---------	---------	---------	---------

New Jersey Department of Transportation  
 Jan 2022 - Dec 2022

12:15 Tuesday, January 3, 2023 201

HISTORICAL BID PRICE LISTING  
 BY REGION

REGION: N

PAY ITEM	CALENDAR QUARTER	CONTRACT NUMBER	COUNTY LOCATION	PROJECT DESCRIPTION	BID QUANTITY	AWARD PRICE	SECOND BIDDER	THIRD BIDDER	ESTIMATE
----------	------------------	-----------------	-----------------	---------------------	--------------	-------------	---------------	--------------	----------

-----  
 FIELD OFFICE TYPE B MAINTENANCE / MO

155024M	(cont)	22402	UNION	STATE	12	\$4,000	\$5,510	\$4,400	\$2,500
---------	--------	-------	-------	-------	----	---------	---------	---------	---------

-----  
 FIELD OFFICE TYPE D MAINTENANCE / MO

155030M	2022Q1	22102	UNION	NHP-0022 (350)	9	\$2,600	\$4,250	\$5,000	\$4,500
	2022Q2	22129	MORRIS	STBGP-FLEX-0046 (351)	28	\$3,500	\$3,000	\$5,542	\$3,000
		22105	UNION	NHP-0439 (303)	32	\$3,500			\$3,750
2022Q3	22149		MORRIS	HSIP-0015 (313)	35	\$4,000	\$5,600	\$3,996	\$3,500

-----  
 FIELD OFFICE TYPE E MAINTENANCE / MO

155033M	2022Q1	21139	MORRIS	NHP-0015 (310)	12	\$6,500			\$4,000
---------	--------	-------	--------	----------------	----	---------	--	--	---------

	22101	PASSAIC	NHP-0080 (331)	20	\$400	\$3,500	\$4,000	\$2,300
	21140	MORRIS	100% State	30	\$3,500	\$1,650	\$1,500	\$3,840
2022Q2	22128	ESSEX	NHP-D00S (591)	12	\$3,500	\$8,200		\$3,500
	22110	BERGEN	NHP-0017 (307)	13	\$5,630	\$4,000	\$6,000	\$4,500
	22115	ESSEX	NHP-0021 (353)	19	\$5,000	\$4,425	\$4,000	\$5,000
	22123	BERGEN	STBGP-0208 (302)	40	\$1,000	\$3,500	\$2,000	\$4,000
	22127	BERGEN	CRRSAA-FLEX-0004 (32	42	\$3,500	\$3,500	\$4,417	\$3,673
	22122	MORRIS	NHP-0015 (311)	47	\$4,000	\$2,500	\$500	\$3,500
2022Q3	22137	UNION	NHP-0022 (353)	32	\$3,900	\$3,600	\$2,500	\$4,500
2022Q4	22145	WARREN	NHP-0094 (306)	13	\$8,000			\$3,500
	22152	WARREN	CMAQ-0046 (353)	19	\$3,500	\$1,000	\$3,750	\$3,000

-----  
FIELD OFFICE TYPE F MAINTENANCE / MO

155036M	2022Q2	22117	PASSAIC	NHP-0020 (301)	42	\$4,000	\$5,200	\$5,000	\$4,900
---------	--------	-------	---------	----------------	----	---------	---------	---------	---------

New Jersey Department of Transportation  
Jan 2022 - Dec 2022 12:15 Tuesday, January 3, 2023 202

HISTORICAL BID PRICE LISTING  
BY REGION

REGION: N

PAY ITEM	CALENDAR QUARTER	CONTRACT NUMBER	COUNTY LOCATION	PROJECT DESCRIPTION	BID QUANTITY	AWARD PRICE	SECOND BIDDER	THIRD BIDDER	ESTIMATE
MATERIALS FIELD LABORATORY SET-UP / U									
156003M	2022Q2	22105	UNION	NHP-0439 (303)	1	\$25,000			\$40,000
		22117	PASSAIC	NHP-0020 (301)	1	\$40,000	\$25,000	\$50,000	\$1,450
		22122	MORRIS	NHP-0015 (311)	1	\$10,000	\$35,000	\$2,500	\$10,000

-----  
MATERIALS FIELD LABORATORY MAINTENANCE / MO

156006M	2022Q2	22105	UNION	NHP-0439 (303)	30	\$3,000			\$2,000
		22117	PASSAIC	NHP-0020 (301)	39	\$2,500	\$3,250	\$3,000	\$1,025
		22122	MORRIS	NHP-0015 (311)	47	\$100	\$3,500	\$50	\$1,500

-----  
NUCLEAR DENSITY GAUGE / U

156015M	2022Q2	22117	PASSAIC	NHP-0020 (301)	1	\$5,000	\$19,000	\$20,000	\$2,840
		22122	MORRIS	NHP-0015 (311)	1	\$10,000	\$25,000	\$8,800	\$5,000
		22127	BERGEN	CRRSAA-FLEX-0004 (32	1	\$1,000	\$1,000	\$17,201	\$3,100

-----  
CONCRETE COMPRESSION TESTING EQUIPMENT / U

156021M	2022Q2	22117	PASSAIC	NHP-0020 (301)	1	\$5,000	\$10,000	\$20,000	\$2,300
		22122	MORRIS	NHP-0015 (311)	1	\$8,000	\$12,000	\$5,000	\$3,500

New Jersey Department of Transportation  
Jan 2022 - Dec 2022 12:15 Tuesday, January 3, 2023 203

HISTORICAL BID PRICE LISTING  
BY REGION

REGION: N

PAY ITEM	CALENDAR QUARTER	CONTRACT NUMBER	COUNTY LOCATION	PROJECT DESCRIPTION	BID QUANTITY	AWARD PRICE	SECOND BIDDER	THIRD BIDDER	ESTIMATE
CONSTRUCTION LAYOUT / DOLL									
157004M	2022Q1	21139	MORRIS	NHP-0015 (310)	1	\$32,000			\$50,000
		21140	MORRIS	100% State	1	\$65,000	\$21,000	\$80,000	\$40,000
		22101	PASSAIC	NHP-0080 (331)	1	\$15,000	\$104,431	\$75,000	\$185,000
		22102	UNION	NHP-0022 (350)	1	\$3,500	\$2,500	\$10,000	\$70,000
		22401	PASSAIC	STATE	1	\$5,000	\$25,000	\$10,000	\$25,000
		22402	UNION	STATE	1	\$15,000	\$5,000	\$16,500	\$25,000
		22427	BERGEN	100% STATE	1	\$1.00	\$1.00	\$0.01	\$250.00
	2022Q2	22105	UNION	NHP-0439 (303)	1	\$50,000			\$110,000
		22110	BERGEN	NHP-0017 (307)	1	\$5,000	\$10,000	\$16,500	\$110,000
		22115	ESSEX	NHP-0021 (353)	1	\$10,000	\$12,913	\$15,500	\$110,000
		22117	PASSAIC	NHP-0020 (301)	1	\$800,000	\$600,000	\$1,400,000	\$600,000
		22122	MORRIS	NHP-0015 (311)	1	\$475,594	\$120,000	\$65,000	\$185,000
		22123	BERGEN	STBGP-0208 (302)	1	\$80,000	\$30,000	\$100,000	\$85,000
		22127	BERGEN	CRRSAA-FLEX-0004 (32)	1	\$250,000	\$250,000	\$154,808	\$325,000
		22128	ESSEX	NHP-D00S (591)	1	\$50,000	\$66,500		\$70,000
		22129	MORRIS	STBGP-FLEX-0046 (351)	1	\$25,000	\$60,000	\$56,500	\$85,000
	2022Q3	22137	UNION	NHP-0022 (353)	1	\$110,000	\$496,418	\$95,000	\$185,000
		22149	MORRIS	HSIP-0015 (313)	1	\$350,000	\$150,000	\$151,000	\$185,000
	2022Q4	22145	WARREN	NHP-0094 (306)	1	\$38,000			\$70,000
		22152	WARREN	CMAQ-0046 (353)	1	\$15,000	\$10,000	\$250,000	\$60,000

-----  
MONUMENT / U

157006M	2022Q2	22127	BERGEN	CRRSAA-FLEX-0004 (32)	5	\$1,250	\$1,250	\$1,904	\$733.00
		22122	MORRIS	NHP-0015 (311)	6	\$900	\$500	\$1,500	\$850.00
		22117	PASSAIC	NHP-0020 (301)	13	\$1,000	\$650	\$600	\$855.00
	2022Q3	22149	MORRIS	HSIP-0015 (313)	3	\$700	\$1,200	\$878	\$1,600

New Jersey Department of Transportation  
Jan 2022 - Dec 2022

12:15 Tuesday, January 3, 2023 204

HISTORICAL BID PRICE LISTING  
BY REGION

REGION: N

PAY ITEM	CALENDAR QUARTER	CONTRACT NUMBER	COUNTY LOCATION	PROJECT DESCRIPTION	BID QUANTITY	AWARD PRICE	SECOND BIDDER	THIRD BIDDER	ESTIMATE
CAUTION FENCE / LF									
158003M	2022Q2	22127	BERGEN	CRRSAA-FLEX-0004 (32)	47	\$5.00	\$5.00	\$16.86	\$6.00
		22122	MORRIS	NHP-0015 (311)	349	\$5.00	\$4.00	\$20.00	\$7.00



	22117	PASSAIC	NHP-0020 (301)	1,254	\$5.00	\$7.00	\$10.00	\$5.00
2022Q4	22145	WARREN	NHP-0094 (306)	2,865	\$43.91			\$9.00

-----  
SILT FENCE / LF

158006M	2022Q1	22401	PASSAIC	STATE	500	\$0.01	\$0.01	\$2.00	\$1.00
		22402	UNION	STATE	500	\$0.01	\$0.01	\$1.00	\$1.00
		22101	PASSAIC	NHP-0080 (331)	1,442	\$10.00	\$5.00	\$7.00	\$6.00
		22102	UNION	NHP-0022 (350)	4,000	\$0.10	\$0.01	\$1.00	\$4.00
	2022Q4	22145	WARREN	NHP-0094 (306)	85	\$52.20			\$4.00
		22152	WARREN	CMAQ-0046 (353)	203	\$0.01	\$0.02	\$9.00	\$4.00

-----  
HEAVY DUTY SILT FENCE, ORANGE / LF

158009M	2022Q2	22129	MORRIS	STBGP-FLEX-0046 (351)	143	\$7.00	\$8.00	\$7.52	\$7.00
		22105	UNION	NHP-0439 (303)	1,000	\$0.01			\$10.00
		22123	BERGEN	STBGP-0208 (302)	2,260	\$7.00	\$6.50	\$10.00	\$8.00
		22122	MORRIS	NHP-0015 (311)	2,679	\$10.00	\$9.00	\$12.00	\$7.00
		22127	BERGEN	CRRSAA-FLEX-0004 (32	3,072	\$9.00	\$9.00	\$9.37	\$9.00
		22117	PASSAIC	NHP-0020 (301)	17,777	\$7.00	\$6.80	\$6.00	\$4.00
	2022Q3	22149	MORRIS	HSIP-0015 (313)	275	\$8.25	\$7.75	\$2.80	\$10.00
		22137	UNION	NHP-0022 (353)	1,691	\$7.00	\$8.00	\$8.00	\$7.00

-----  
HEAVY DUTY SILT FENCE, BLACK / LF

158012M	2022Q1	21140	MORRIS	100% State	536	\$8.00	\$10.00	\$8.00	\$6.00
	2022Q2	22129	MORRIS	STBGP-FLEX-0046 (351)	1,151	\$7.00	\$8.00	\$6.54	\$9.00
		22123	BERGEN	STBGP-0208 (302)	2,847	\$7.00	\$6.50	\$10.00	\$8.00
		22128	ESSEX	NHP-D00S (591)	5,413	\$10.00	\$16.50		\$8.00

New Jersey Department of Transportation  
Jan 2022 - Dec 2022

12:15 Tuesday, January 3, 2023 205

HISTORICAL BID PRICE LISTING  
BY REGION

REGION: N

PAY ITEM	CALENDAR QUARTER	CONTRACT NUMBER	COUNTY LOCATION	PROJECT DESCRIPTION	BID QUANTITY	AWARD PRICE	SECOND BIDDER	THIRD BIDDER	ESTIMATE
HEAVY DUTY SILT FENCE, BLACK / LF									
158012M	2022Q3	22149	MORRIS	HSIP-0015 (313)	7,480	\$7.75	\$7.75	\$7.15	\$9.00

-----  
HAYBALE / U

158015M	2022Q2	22129	MORRIS	STBGP-FLEX-0046 (351)	25	\$40.00	\$50.00	\$108.93	\$20.00
		22117	PASSAIC	NHP-0020 (301)	58	\$40.00	\$45.00	\$60.00	\$26.00
		22127	BERGEN	CRRSAA-FLEX-0004 (32	100	\$30.00	\$30.00	\$74.37	\$20.00
		22122	MORRIS	NHP-0015 (311)	500	\$10.00	\$1.00	\$10.00	\$25.00

2022Q3 22149 MORRIS HSIP-0015 (313) 25 \$55.00 \$5.50 \$11.00 \$30.00

-----  
 INLET FILTER TYPE 1 / SF

158027M 2022Q2 22110 BERGEN NHP-0017 (307) 3,150 \$0.25 \$24.00 \$2.00 \$30.00

-----  
 INLET FILTER TYPE 2, 2' X 4' / U

158030M 2022Q1 22102 UNION NHP-0022 (350) 81 \$10.00 \$55.00 \$250.00 \$80.00  
 21139 MORRIS NHP-0015 (310) 112 \$360.00 \$100.00  
 22401 PASSAIC STATE 226 \$5.00 \$1.00 \$50.00 \$40.00  
 22402 UNION STATE 350 \$1.00 \$2.00 \$0.01 \$40.00

2022Q2 22105 UNION NHP-0439 (303) 2 \$105.00 \$155.00  
 22115 ESSEX NHP-0021 (353) 8 \$160.00 \$150.00 \$225.00 \$110.00  
 22122 MORRIS NHP-0015 (311) 13 \$150.00 \$200.00 \$75.00 \$125.00  
 22129 MORRIS STBGP-FLEX-0046 (351) 15 \$110.00 \$150.00 \$166.18 \$140.00  
 22127 BERGEN CRRSAA-FLEX-0004 (32) 20 \$150.00 \$150.00 \$497.51 \$126.00  
 22128 ESSEX NHP-D00S (591) 55 \$75.00 \$275.00 \$110.00  
 22105 UNION NHP-0439 (303) 60 \$105.00 \$155.00  
 22117 PASSAIC NHP-0020 (301) 258 \$100.00 \$175.00 \$100.00 \$50.00

2022Q3 22149 MORRIS HSIP-0015 (313) 75 \$200.00 \$55.50 \$43.05 \$70.00

2022Q4 22145 WARREN NHP-0094 (306) 13 \$432.60 \$145.00  
 22152 WARREN CMAQ-0046 (353) 30 \$100.00 \$0.02 \$250.00 \$66.00

New Jersey Department of Transportation  
 Jan 2022 - Dec 2022

12:15 Tuesday, January 3, 2023 206

HISTORICAL BID PRICE LISTING  
 BY REGION

REGION: N

PAY ITEM	CALENDAR QUARTER	CONTRACT NUMBER	COUNTY LOCATION	PROJECT DESCRIPTION	BID QUANTITY	AWARD PRICE	SECOND BIDDER	THIRD BIDDER	ESTIMATE
-----	-----	-----	-----	-----	-----	-----	-----	-----	-----
INLET FILTER TYPE 2, 4' X 4' / U									
158033M	2022Q1	22101	PASSAIC	NHP-0080 (331)	4	\$30.00	\$150.00	\$300.00	\$220.00
		21139	MORRIS	NHP-0015 (310)	5	\$378.00			\$160.00
		21140	MORRIS	100% State	6	\$100.00	\$115.00	\$100.00	\$125.00
		22401	PASSAIC	STATE	10	\$10.00	\$1.00	\$60.00	\$60.00
		22402	UNION	STATE	100	\$1.00	\$4.00	\$0.01	\$60.00
	2022Q2	22129	MORRIS	STBGP-FLEX-0046 (351)	3	\$150.00	\$150.00	\$196.01	\$200.00
		22105	UNION	NHP-0439 (303)	6	\$150.00			\$210.00
		22122	MORRIS	NHP-0015 (311)	12	\$200.00	\$250.00	\$80.00	\$130.00
		22128	ESSEX	NHP-D00S (591)	14	\$225.00	\$590.00		\$100.00
		22123	BERGEN	STBGP-0208 (302)	20	\$100.00	\$100.00	\$300.00	\$150.00
		22117	PASSAIC	NHP-0020 (301)	23	\$200.00	\$275.00	\$200.00	\$100.00
	2022Q3	22149	MORRIS	HSIP-0015 (313)	4	\$400.00	\$110.00	\$86.05	\$150.00
		22137	UNION	NHP-0022 (353)	24	\$215.00	\$225.00	\$100.00	\$200.00

	2022Q4	22145	WARREN	NHP-0094 (306)	7	\$584.82			\$200.00
-----									
TEMPORARY INLET SEDIMENT TRAP / U									
158036M	2022Q4	22145	WARREN	NHP-0094 (306)	20	\$1,149			\$20.00
-----									
FLOATING TURBIDITY BARRIER, TYPE 3 / LF									
158048M	2022Q2	22122	MORRIS	NHP-0015 (311)	434	\$35.00	\$20.00	\$60.00	\$60.00
-----									
STREAM DIVERSION SYSTEM / LS									
158052P	2022Q2	22123	BERGEN	STBGP-0208 (302)	1	\$70,000	\$80,000	\$125,000	\$125,000
-----									
SEDIMENT CONTROL BAG / SF									
158054M	2022Q2	22117	PASSAIC	NHP-0020 (301)	400	\$0.01	\$29.00	\$5.00	\$8.00
		22127	BERGEN	CRRSAA-FLEX-0004 (32)	450	\$10.00	\$10.00	\$12.60	\$15.00
New Jersey Department of Transportation							12:15 Tuesday, January 3, 2023 207		
Jan 2022 - Dec 2022									
HISTORICAL BID PRICE LISTING BY REGION									
REGION: N									
PAY ITEM	CALENDAR QUARTER	CONTRACT NUMBER	COUNTY LOCATION	PROJECT DESCRIPTION	BID QUANTITY	AWARD PRICE	SECOND BIDDER	THIRD BIDDER	ESTIMATE
-----	-----	-----	-----	-----	-----	-----	-----	-----	-----
SEDIMENT CONTROL BAG / SF									
158054M	(cont)	22129	MORRIS	STBGP-FLEX-0046 (351)	750	\$3.00	\$0.01	\$1.21	\$5.00
		22122	MORRIS	NHP-0015 (311)	1,000	\$10.00	\$4.00	\$1.00	\$1.00
-----									
SEDIMENT CONTROL TANK / U									
158057M	2022Q2	22122	MORRIS	NHP-0015 (311)	2	\$5,000	\$10,000	\$2,500	\$6,000
-----									
CONSTRUCTION DRIVEWAY / T									
158060M	2022Q2	22129	MORRIS	STBGP-FLEX-0046 (351)	94	\$70.00	\$60.00	\$82.22	\$60.00
		22117	PASSAIC	NHP-0020 (301)	300	\$0.01	\$50.00	\$65.00	\$60.00
		22122	MORRIS	NHP-0015 (311)	500	\$50.00	\$30.00	\$50.00	\$50.00
-----									
CONCRETE WASHOUT SYSTEM / LS									
158063P	2022Q1	21140	MORRIS	100% State	1	\$2,500	\$10,000	\$6,000	\$5,000
		22101	PASSAIC	NHP-0080 (331)	1	\$5,000	\$2,000	\$2,500	\$8,000
		22102	UNION	NHP-0022 (350)	1	\$1,200	\$550	\$2,500	\$5,000
		22401	PASSAIC	STATE	1	\$1,500	\$2,500	\$2,500	\$5,000
		22402	UNION	STATE	1	\$10,000	\$2,000	\$5,000	\$5,000

2022Q2	22105	UNION	NHP-0439 (303)	1	\$20,000			\$11,000
	22110	BERGEN	NHP-0017 (307)	1	\$1,200	\$8,000	\$1,100	\$8,800
	22115	ESSEX	NHP-0021 (353)	1	\$1,400	\$1,539	\$3,500	\$6,000
	22117	PASSAIC	NHP-0020 (301)	1	\$20,000	\$32,000	\$6,000	\$17,500
	22122	MORRIS	NHP-0015 (311)	1	\$15,000	\$10,000	\$2,500	\$7,500
	22123	BERGEN	STBGP-0208 (302)	1	\$5,000	\$5,000	\$2,500	\$6,500
	22127	BERGEN	CRRSAA-FLEX-0004 (32)	1	\$3,000	\$3,000	\$18,405	\$10,000
	22128	ESSEX	NHP-D00S (591)	1	\$2,000	\$7,500		\$7,500
	22129	MORRIS	STBGP-FLEX-0046 (351)	1	\$5,000	\$25,000	\$11,307	\$7,500
2022Q3	22137	UNION	NHP-0022 (353)	1	\$7,500	\$0	\$7,500	\$8,000
	22149	MORRIS	HSIP-0015 (313)	1	\$15,000	\$5,600	\$7,344	\$7,000
2022Q4	22145	WARREN	NHP-0094 (306)	1	\$1.00			\$10,000

New Jersey Department of Transportation  
Jan 2022 - Dec 2022

12:15 Tuesday, January 3, 2023 208

HISTORICAL BID PRICE LISTING  
BY REGION

REGION: N

PAY ITEM	CALENDAR QUARTER	CONTRACT NUMBER	COUNTY LOCATION	PROJECT DESCRIPTION	BID QUANTITY	AWARD PRICE	SECOND BIDDER	THIRD BIDDER	ESTIMATE
CONCRETE WASHOUT SYSTEM / LS									
158063P	(cont)	22152	WARREN	CMAQ-0046 (353)	1	\$5,000	\$10,000	\$10,000	\$5,000
OIL ONLY EMERGENCY SPILL KIT, TYPE 1 / U									
158072M	2022Q1	21139	MORRIS	NHP-0015 (310)	2	\$1,500			\$700.00
		21140	MORRIS	100% State	2	\$1,200	\$250	\$500	\$800.00
		22101	PASSAIC	NHP-0080 (331)	2	\$100	\$750	\$1,200	\$1,000
		22102	UNION	NHP-0022 (350)	2	\$150	\$1,000	\$500	\$460.00
		22401	PASSAIC	STATE	2	\$150.00	\$500.00	\$850.00	\$1,000
		22401	PASSAIC	STATE	2	\$100.00	\$1.00	\$1.00	\$1,500
		22402	UNION	STATE	2	\$500	\$150	\$1,000	\$1,500
		22402	UNION	STATE	2	\$1.00	\$50.00	\$1.00	\$1,500
	2022Q2	22123	BERGEN	STBGP-0208 (302)	1	\$2,000	\$0	\$1	\$800.00
		22463	MORRIS	N/A	1	\$1.00	\$350.00		\$750.00
		22105	UNION	NHP-0439 (303)	2	\$0.01			\$1,200
		22110	BERGEN	NHP-0017 (307)	2	\$150	\$1,300	\$1,100	\$1,100
		22115	ESSEX	NHP-0021 (353)	2	\$150	\$1,200	\$500	\$500.00
		22117	PASSAIC	NHP-0020 (301)	2	\$2,000	\$1,200	\$1,000	\$455.00
		22122	MORRIS	NHP-0015 (311)	2	\$1,000	\$1,000	\$1,500	\$500.00
		22127	BERGEN	CRRSAA-FLEX-0004 (32)	2	\$1	\$1	\$1,221	\$350.00
		22128	ESSEX	NHP-D00S (591)	2	\$100.00	\$750.00		\$600.00
		22129	MORRIS	STBGP-FLEX-0046 (351)	2	\$0	\$1,000	\$1,098	\$600.00
	2022Q3	22137	UNION	NHP-0022 (353)	2	\$1,200	\$1,200	\$500	\$1,000
		22149	MORRIS	HSIP-0015 (313)	2	\$1,100	\$900	\$1,098	\$600.00
	2022Q4	22152	WARREN	CMAQ-0046 (353)	1	\$0	\$1,000	\$1,500	\$410.00
		22145	WARREN	NHP-0094 (306)	2	\$2,500			\$850.00

-----  
 EROSION CONTROL SEDIMENT REMOVAL / CY

158084M	2022Q1	21140	MORRIS	100% State	2	\$0.50	\$45.00	\$50.00	\$50.00
		22102	UNION	NHP-0022(350)	5	\$50.00	\$200.00	\$40.00	\$150.00
		22101	PASSAIC	NHP-0080(331)	50	\$10.00	\$0.01	\$0.01	\$20.00
	2022Q2	22105	UNION	NHP-0439(303)	50	\$0.01			\$50.00

New Jersey Department of Transportation  
 Jan 2022 - Dec 2022

12:15 Tuesday, January 3, 2023 209

HISTORICAL BID PRICE LISTING  
 BY REGION

REGION: N

PAY ITEM	CALENDAR QUARTER	CONTRACT NUMBER	COUNTY LOCATION	PROJECT DESCRIPTION	BID QUANTITY	AWARD PRICE	SECOND BIDDER	THIRD BIDDER	ESTIMATE
-----	-----	-----	-----	-----	-----	-----	-----	-----	-----
EROSION CONTROL SEDIMENT REMOVAL / CY									
158084M	(cont)	22123	BERGEN	STBGP-0208(302)	50	\$0.01	\$0.01	\$1.00	\$8.00
		22129	MORRIS	STBGP-FLEX-0046(351)	88	\$0.01	\$0.01	\$130.44	\$48.00
		22122	MORRIS	NHP-0015(311)	134	\$0.01	\$1.00	\$1.00	\$10.00
		22127	BERGEN	CRRSAA-FLEX-0004(32)	210	\$1.00	\$1.00	\$27.51	\$1.00
		22117	PASSAIC	NHP-0020(301)	400	\$0.01	\$5.00	\$55.00	\$3.00
	2022Q3	22137	UNION	NHP-0022(353)	50	\$5.00	\$14.00	\$10.00	\$45.00
		22149	MORRIS	HSIP-0015(313)	200	\$1.00	\$53.00	\$1.00	\$28.00
	2022Q4	22152	WARREN	CMAQ-0046(353)	66	\$0.01	\$0.02	\$1.00	\$35.00

-----  
 TEMPORARY RIPRAP / CY

158087M	2022Q2	22122	MORRIS	NHP-0015(311)	12	\$200.00	\$150.00	\$75.00	\$170.00
---------	--------	-------	--------	---------------	----	----------	----------	---------	----------

New Jersey Department of Transportation  
 Jan 2022 - Dec 2022

12:15 Tuesday, January 3, 2023 210

HISTORICAL BID PRICE LISTING  
 BY REGION

REGION: N

PAY ITEM	CALENDAR QUARTER	CONTRACT NUMBER	COUNTY LOCATION	PROJECT DESCRIPTION	BID QUANTITY	AWARD PRICE	SECOND BIDDER	THIRD BIDDER	ESTIMATE
-----	-----	-----	-----	-----	-----	-----	-----	-----	-----
BREAKAWAY BARRICADE / U									
159003M	2022Q1	22427	BERGEN	100% STATE	25	\$0.01	\$1.00	\$0.01	\$2.00
		21140	MORRIS	100% State	36	\$1,000	\$50	\$10	\$157.00
		21139	MORRIS	NHP-0015(310)	50	\$1.00			\$50.00
		22102	UNION	NHP-0022(350)	50	\$50.00	\$100.00	\$1.00	\$1.00
		22401	PASSAIC	STATE	100	\$1.00	\$1.00	\$1.00	\$15.00
		22402	UNION	STATE	100	\$1.00	\$1.00	\$1.00	\$15.00
		22429	MORRIS	100% STATE	100	\$0.01	\$0.01		\$5.00

	22101	PASSAIC	NHP-0080 (331)	107	\$10.00	\$1.00	\$0.01	\$50.00
	22401	PASSAIC	STATE	250	\$1.00	\$1.00	\$2.00	\$15.00
	22402	UNION	STATE	250	\$1.00	\$1.00	\$1.00	\$15.00
2022Q2	22123	BERGEN	STBGP-0208 (302)	22	\$200.00	\$0.01	\$135.00	\$80.00
	22122	MORRIS	NHP-0015 (311)	32	\$1.00	\$20.00	\$165.00	\$50.00
	22129	MORRIS	STBGP-FLEX-0046 (351)	33	\$0.01	\$150.00	\$121.34	\$55.00
	22110	BERGEN	NHP-0017 (307)	50	\$145.00	\$140.00	\$200.00	\$115.00
	22115	ESSEX	NHP-0021 (353)	50	\$1.00	\$1.00	\$25.00	\$2.00
	22127	BERGEN	CRRSAA-FLEX-0004 (32)	60	\$55.00	\$55.00	\$184.05	\$3.00
	22105	UNION	NHP-0439 (303)	100	\$0.01			\$75.00
	22117	PASSAIC	NHP-0020 (301)	125	\$150.00	\$145.00	\$30.00	\$4.00
	22128	ESSEX	NHP-D00S (591)	150	\$25.00	\$200.00		\$40.00
2022Q3	22137	UNION	NHP-0022 (353)	30	\$140.00	\$150.00	\$10.00	\$50.00
	22149	MORRIS	HSIP-0015 (313)	100	\$125.00	\$140.00	\$1.00	\$60.00
2022Q4	22145	WARREN	NHP-0094 (306)	50	\$1.00			\$50.00

-----  
 DRUM / U

159006M	2022Q1	22427	BERGEN	100% STATE	25	\$0.01	\$1.00	\$0.01	\$2.00
		22401	PASSAIC	STATE	50	\$1.00	\$1.00	\$1.00	\$10.00
		22402	UNION	STATE	50	\$1.00	\$1.00	\$1.00	\$10.00
		22401	PASSAIC	STATE	100	\$1.00	\$1.00	\$12.00	\$10.00
		22402	UNION	STATE	100	\$1.00	\$1.00	\$1.00	\$10.00
		22429	MORRIS	100% STATE	100	\$0.01	\$0.01		\$5.00
		21140	MORRIS	100% State	107	\$65.00	\$50.00	\$5.00	\$50.00
		22102	UNION	NHP-0022 (350)	150	\$1.00	\$0.01	\$1.00	\$100.00
		21139	MORRIS	NHP-0015 (310)	250	\$1.00			\$30.00

New Jersey Department of Transportation  
 Jan 2022 - Dec 2022

12:15 Tuesday, January 3, 2023 211

HISTORICAL BID PRICE LISTING  
 BY REGION

REGION: N

PAY ITEM	CALENDAR QUARTER	CONTRACT NUMBER	COUNTY LOCATION	PROJECT DESCRIPTION	BID QUANTITY	AWARD PRICE	SECOND BIDDER	THIRD BIDDER	ESTIMATE
-----	-----	-----	-----	-----	-----	-----	-----	-----	-----
DRUM / U									
159006M	(cont)	22101	PASSAIC	NHP-0080 (331)	250	\$10.00	\$0.01	\$100.00	\$40.00
	2022Q2	22127	BERGEN	CRRSAA-FLEX-0004 (32)	50	\$25.00	\$25.00	\$73.62	\$50.00
		22105	UNION	NHP-0439 (303)	100	\$0.01			\$50.00
		22115	ESSEX	NHP-0021 (353)	100	\$1.00	\$1.00	\$25.00	\$1.00
		22123	BERGEN	STBGP-0208 (302)	110	\$1.00	\$0.01	\$60.00	\$50.00
		22122	MORRIS	NHP-0015 (311)	130	\$1.00	\$10.00	\$66.00	\$25.00
		22129	MORRIS	STBGP-FLEX-0046 (351)	206	\$0.01	\$85.00	\$71.70	\$25.00
		22128	ESSEX	NHP-D00S (591)	300	\$25.00	\$80.00		\$20.00
		22110	BERGEN	NHP-0017 (307)	350	\$1.00	\$1.00	\$0.50	\$50.00
		22117	PASSAIC	NHP-0020 (301)	750	\$65.00	\$77.00	\$15.00	\$7.00
	2022Q3	22137	UNION	NHP-0022 (353)	60	\$85.00	\$70.00	\$5.00	\$50.00
		22149	MORRIS	HSIP-0015 (313)	375	\$70.00	\$70.00	\$1.00	\$55.00

2022Q4	22152	WARREN	CMAQ-0046 (353)	100	\$0.01	\$0.02	\$95.00	\$50.00
	22145	WARREN	NHP-0094 (306)	150	\$75.00			\$40.00

-----  
 TRAFFIC CONE / U

159009M	2022Q1	22101	PASSAIC	NHP-0080 (331)	100	\$10.00	\$1.00	\$20.00	\$15.00
		22427	BERGEN	100% STATE	150	\$0.01	\$1.00	\$0.01	\$2.00
		22401	PASSAIC	STATE	250	\$40.00	\$1.00	\$1.00	\$10.00
		22402	UNION	STATE	250	\$1.00	\$1.00	\$1.00	\$10.00
		22429	MORRIS	100% STATE	250	\$0.01	\$0.01		\$5.00
		21139	MORRIS	NHP-0015 (310)	300	\$25.00			\$25.00
		21140	MORRIS	100% State	500	\$0.01	\$1.00	\$1.00	\$14.00
		22402	UNION	STATE	1,000	\$1.00	\$1.00	\$1.00	\$10.00
		22102	UNION	NHP-0022 (350)	1,500	\$1.00	\$0.01	\$1.00	\$22.00
		22401	PASSAIC	STATE	2,000	\$1.00	\$1.00	\$2.00	\$10.00
	2022Q2	22127	BERGEN	CRRSAA-FLEX-0004 (32	50	\$20.00	\$20.00	\$23.31	\$15.00
		22128	ESSEX	NHP-D00S (591)	300	\$5.00	\$25.00		\$12.00
		22117	PASSAIC	NHP-0020 (301)	500	\$20.00	\$29.00	\$10.00	\$3.00
		22122	MORRIS	NHP-0015 (311)	500	\$1.00	\$2.00	\$18.00	\$10.00
		22105	UNION	NHP-0439 (303)	1,250	\$0.01			\$15.00
		22115	ESSEX	NHP-0021 (353)	1,400	\$0.01	\$1.00	\$1.00	\$1.00

New Jersey Department of Transportation  
 Jan 2022 - Dec 2022

12:15 Tuesday, January 3, 2023 212

HISTORICAL BID PRICE LISTING  
 BY REGION

REGION: N

PAY ITEM	CALENDAR QUARTER	CONTRACT NUMBER	COUNTY LOCATION	PROJECT DESCRIPTION	BID QUANTITY	AWARD PRICE	SECOND BIDDER	THIRD BIDDER	ESTIMATE
-----	-----	-----	-----	-----	-----	-----	-----	-----	-----
TRAFFIC CONE / U									
159009M	(cont)	22110	BERGEN	NHP-0017 (307)	1,500	\$1.00	\$10.00	\$0.50	\$15.00
	2022Q3	22137	UNION	NHP-0022 (353)	60	\$26.00	\$25.00	\$1.00	\$20.00
		22149	MORRIS	HSIP-0015 (313)	500	\$21.00	\$17.50	\$1.00	\$15.00
	2022Q4	22152	WARREN	CMAQ-0046 (353)	250	\$0.01	\$0.02	\$25.00	\$20.00
		22145	WARREN	NHP-0094 (306)	1,500	\$25.00			\$10.00

-----  
 CONSTRUCTION SIGNS / SF

159012M	2022Q1	22429	MORRIS	100% STATE	250	\$0.01	\$0.01		\$3.00
		21139	MORRIS	NHP-0015 (310)	857	\$21.60			\$15.00
		22427	BERGEN	100% STATE	1,000	\$0.01	\$1.00	\$0.01	\$2.00
		22101	PASSAIC	NHP-0080 (331)	1,356	\$8.00	\$30.00	\$22.00	\$15.00
		22102	UNION	NHP-0022 (350)	1,745	\$2.00	\$1.00	\$15.75	\$7.00
		21140	MORRIS	100% State	1,750	\$100.00	\$13.00	\$14.00	\$25.00
		22401	PASSAIC	STATE	2,000	\$1.00	\$1.00	\$12.50	\$10.00
		22402	UNION	STATE	2,000	\$1.00	\$1.00	\$1.00	\$10.00
		22402	UNION	STATE	5,000	\$1.00	\$1.00	\$0.03	\$10.00
		22401	PASSAIC	STATE	6,000	\$1.00	\$14.60	\$10.00	\$10.00

2022Q2	22129	MORRIS	STBGP-FLEX-0046 (351)	679	\$0.01	\$25.00	\$21.97	\$25.00
	22122	MORRIS	NHP-0015 (311)	881	\$50.00	\$20.00	\$40.00	\$12.00
	22123	BERGEN	STBGP-0208 (302)	1,153	\$18.00	\$20.00	\$15.00	\$13.00
	22105	UNION	NHP-0439 (303)	1,200	\$15.00			\$20.00
	22110	BERGEN	NHP-0017 (307)	1,581	\$16.50	\$12.00	\$15.30	\$15.00
	22128	ESSEX	NHP-D00S (591)	1,611	\$55.00	\$22.00		\$18.00
	22127	BERGEN	CRRSAA-FLEX-0004 (32)	1,973	\$15.00	\$15.00	\$18.92	\$17.00
	22115	ESSEX	NHP-0021 (353)	2,435	\$5.00	\$13.00	\$15.00	\$4.00
	22117	PASSAIC	NHP-0020 (301)	4,317	\$20.00	\$16.00	\$15.00	\$13.00
2022Q3	22137	UNION	NHP-0022 (353)	850	\$22.00	\$17.00	\$18.00	\$20.00
	22149	MORRIS	HSIP-0015 (313)	2,474	\$18.00	\$17.00	\$31.70	\$20.00
2022Q4	22145	WARREN	NHP-0094 (306)	834	\$21.60			\$15.00
	22152	WARREN	CMAQ-0046 (353)	1,500	\$17.00	\$0.02	\$19.00	\$20.00

-----  
CONSTRUCTION IDENTIFICATION SIGN, 4' X 8 / U

159015M	2022Q1	21139	MORRIS	NHP-0015 (310)	2	\$1,200		\$1,300
---------	--------	-------	--------	----------------	---	---------	--	---------

New Jersey Department of Transportation  
Jan 2022 - Dec 2022

12:15 Tuesday, January 3, 2023 213

HISTORICAL BID PRICE LISTING  
BY REGION

REGION: N

PAY ITEM	CALENDAR QUARTER	CONTRACT NUMBER	COUNTY LOCATION	PROJECT DESCRIPTION	BID QUANTITY	AWARD PRICE	SECOND BIDDER	THIRD BIDDER	ESTIMATE
		22102	UNION	NHP-0022 (350)	2	\$910	\$1,500	\$1,013	\$1,100
CONSTRUCTION IDENTIFICATION SIGN, 4' X 8 / U									
159015M	2022Q2	22122	MORRIS	NHP-0015 (311)	1	\$2,500	\$750	\$1,500	\$1,200
		22105	UNION	NHP-0439 (303)	2	\$1,000			\$2,000
		22110	BERGEN	NHP-0017 (307)	2	\$870	\$1,500	\$1,000	\$1,081
		22115	ESSEX	NHP-0021 (353)	2	\$870	\$900	\$1,350	\$1,500
		22117	PASSAIC	NHP-0020 (301)	2	\$2,000	\$2,000	\$1,000	\$1,125
		22123	BERGEN	STBGP-0208 (302)	2	\$1,500	\$1,000	\$3,000	\$800.00
		22127	BERGEN	CRRSAA-FLEX-0004 (32)	2	\$3,000	\$3,000	\$860	\$1,160
		22128	ESSEX	NHP-D00S (591)	2	\$3,000	\$1,000		\$1,250
		22129	MORRIS	STBGP-FLEX-0046 (351)	3	\$1,000	\$1,200	\$964	\$1,200
	2022Q3	22149	MORRIS	HSIP-0015 (313)	2	\$1,000	\$1,000	\$765	\$1,200
	2022Q4	22145	WARREN	NHP-0094 (306)	2	\$1,500			\$1,500

-----  
CONSTRUCTION BARRIER CURB / LF

159021P	2022Q1	22101	PASSAIC	NHP-0080 (331)	800	\$15.00	\$50.00	\$60.00	\$75.00
		21140	MORRIS	100% State	1,040	\$100.00	\$85.00	\$75.00	\$110.00
	2022Q2	22122	MORRIS	NHP-0015 (311)	1,400	\$150.00	\$150.00	\$80.00	\$81.00
		22127	BERGEN	CRRSAA-FLEX-0004 (32)	1,900	\$90.00	\$90.00	\$144.45	\$70.00
		22123	BERGEN	STBGP-0208 (302)	2,398	\$100.00	\$125.00	\$150.00	\$80.00



	22117	PASSAIC	NHP-0020 (301)	5,540	\$155.00	\$85.00	\$117.00	\$45.00
	22128	ESSEX	NHP-D00S (591)	7,860	\$5.00	\$45.00		\$65.00
2022Q3	22137	UNION	NHP-0022 (353)	1,520	\$135.00	\$82.00	\$175.00	\$105.00

FLASHING ARROW BOARD, 2' X 4' / U

159024M	2022Q1	22140	MORRIS	100% State	2	\$4,000	\$2,500	\$100	\$8,000
		22102	UNION	NHP-0022 (350)	4	\$1.00	\$700.00	\$100.00	\$169.00
	2022Q2	22123	BERGEN	STBGP-0208 (302)	2	\$5,000	\$1	\$3,000	\$500.00
		22105	UNION	NHP-0439 (303)	4	\$0.01			\$3,000

FLASHING ARROW BOARD, 4' X 8' / U

159027M	2022Q1	22140	MORRIS	100% State	2	\$4,000	\$2,500	\$100	\$10,000
---------	--------	-------	--------	------------	---	---------	---------	-------	----------

New Jersey Department of Transportation  
Jan 2022 - Dec 2022

12:15 Tuesday, January 3, 2023 214

HISTORICAL BID PRICE LISTING  
BY REGION

REGION: N

PAY ITEM	CALENDAR QUARTER	CONTRACT NUMBER	COUNTY LOCATION	PROJECT DESCRIPTION	BID QUANTITY	AWARD PRICE	SECOND BIDDER	THIRD BIDDER	ESTIMATE
FLASHING ARROW BOARD, 4' X 8' / U		22427	BERGEN	100% STATE	2	\$1.00	\$1.00	\$0.01	\$10.00
159027M	(cont)	22429	MORRIS	100% STATE	2	\$1.00	\$13.50		\$10.00
		21139	MORRIS	NHP-0015 (310)	4	\$2,400			\$500.00
		22101	PASSAIC	NHP-0080 (331)	5	\$1,000	\$100	\$1,500	\$5,000
		22401	PASSAIC	STATE	8	\$1.00	\$100.00	\$400.00	\$1,000
		22402	UNION	STATE	8	\$100.00	\$1.00	\$100.00	\$1,000
	2022Q2	22122	MORRIS	NHP-0015 (311)	2	\$2,500	\$500	\$500	\$1,200
		22129	MORRIS	STBGP-FLEX-0046 (351)	3	\$0	\$1,500	\$100	\$2,400
		22105	UNION	NHP-0439 (303)	4	\$0.01			\$5,000
		22115	ESSEX	NHP-0021 (353)	4	\$700.00	\$50.00	\$100.00	\$1,500
		22127	BERGEN	CRRSAA-FLEX-0004 (32)	4	\$3,000	\$3,000	\$1,227	\$430.00
		22110	BERGEN	NHP-0017 (307)	6	\$1	\$1,575	\$1	\$1,500
		22117	PASSAIC	NHP-0020 (301)	6	\$5,000	\$3,000	\$10,000	\$15.00
		22128	ESSEX	NHP-D00S (591)	12	\$100	\$1,850		\$1,200
	2022Q3	22137	UNION	NHP-0022 (353)	3	\$2,600	\$6,000	\$500	\$1,000
		22149	MORRIS	HSIP-0015 (313)	3	\$3,000	\$7,700	\$1,500	\$2,000
	2022Q4	22152	WARREN	CMAQ-0046 (353)	2	\$0	\$1,000	\$3,500	\$1,400
		22145	WARREN	NHP-0094 (306)	4	\$2,000			\$1,200

PORTABLE VARIABLE MESSAGE SIGN W/REMOTE / U

159029M	2022Q1	22102	UNION	NHP-0022 (350)	4	\$1	\$1,650	\$5,000	\$3,910
---------	--------	-------	-------	----------------	---	-----	---------	---------	---------

-----  
 PORTABLE VARIABLE MESSAGE SIGN / U

159030M	2022Q1	21140	MORRIS	100% State	2	\$10,000	\$9,500	\$1,000	\$15,000
		22101	PASSAIC	NHP-0080(331)	2	\$1,000	\$5,000	\$5,000	\$10,000
		21139	MORRIS	NHP-0015(310)	8	\$18,000			\$5,000
		22401	PASSAIC	STATE	8	\$1	\$500	\$5,000	\$5,000
		22402	UNION	STATE	8	\$1.00	\$1.00	\$100.00	\$5,000
	2022Q2	22105	UNION	NHP-0439(303)	2	\$0.01			\$15,000
		22123	BERGEN	STBGP-0208(302)	2	\$20,000	\$5,000	\$7,500	\$6,500

New Jersey Department of Transportation  
 Jan 2022 - Dec 2022

12:15 Tuesday, January 3, 2023 215

HISTORICAL BID PRICE LISTING  
 BY REGION

REGION: N

PAY ITEM	CALENDAR QUARTER	CONTRACT NUMBER	COUNTY LOCATION	PROJECT DESCRIPTION	BID QUANTITY	AWARD PRICE	SECOND BIDDER	THIRD BIDDER	ESTIMATE
-----	-----	-----	-----	-----	-----	-----	-----	-----	-----
PORTABLE VARIABLE MESSAGE SIGN / U									
159030M	(cont)	22129	MORRIS	STBGP-FLEX-0046(351)	3	\$0	\$5,000	\$3,500	\$10,000
		22110	BERGEN	NHP-0017(307)	4	\$1	\$5,000	\$10,000	\$3,500
		22122	MORRIS	NHP-0015(311)	4	\$5,000	\$1,500	\$1,500	\$7,500
		22127	BERGEN	CRRSAA-FLEX-0004(32)	4	\$13,500	\$13,500	\$12,120	\$8,300
		22115	ESSEX	NHP-0021(353)	8	\$100.00	\$50.00	\$500.00	\$5,000
		22128	ESSEX	NHP-D00S(591)	8	\$3,500	\$7,500		\$4,000
		22117	PASSAIC	NHP-0020(301)	10	\$5,000	\$3,800	\$20,000	\$1,550
	2022Q3	22137	UNION	NHP-0022(353)	3	\$5,200	\$22,000	\$1,000	\$8,000
		22149	MORRIS	HSIP-0015(313)	5	\$3,500	\$28,500	\$22,000	\$4,000
	2022Q4	22145	WARREN	NHP-0094(306)	4	\$18,000			\$8,000
		22152	WARREN	CMAQ-0046(353)	4	\$0	\$2,000	\$4,000	\$4,000

-----  
 PORTABLE TRAILER MOUNTED CCTV CAMERA ASS / U

159032M	2022Q3	22137	UNION	NHP-0022(353)	1	\$22,500	\$28,000	\$3,000	\$35,000
---------	--------	-------	-------	---------------	---	----------	----------	---------	----------

-----  
 TEMPORARY CRASH CUSHION, INERTIAL BARRIE / U

159036M	2022Q2	22127	BERGEN	CRRSAA-FLEX-0004(32)	3	\$11,500	\$11,500	\$5,977	\$6,500
---------	--------	-------	--------	----------------------	---	----------	----------	---------	---------

-----  
 TEMPORARY CRASH CUSHION, INERTIAL BARRIE / U

159042M	2022Q1	21140	MORRIS	100% State	2	\$10,000	\$12,000	\$1	\$5,000
	2022Q2	22128	ESSEX	NHP-D00S(591)	1	\$7,500	\$2,595		\$7,000
		22105	UNION	NHP-0439(303)	2	\$0.01			\$10,000
		22117	PASSAIC	NHP-0020(301)	4	\$500	\$2,500	\$15,000	\$4,960

-----

TEMPORARY CRASH CUSHION, INERTIAL BARRIE / U

159048M                    2022Q3 22137                    UNION                    NHP-0022 (353)                    2                    \$10,500                    \$13,000                    \$7,500                    \$10,000

TEMPORARY CRASH CUSHION, INERTIAL BARRIE / U

159051M                    2022Q2 22128                    ESSEX                    NHP-D00S (591)                    4                    \$8,500                    \$2,595                    \$10,000

New Jersey Department of Transportation                    12:15 Tuesday, January 3, 2023 216  
 Jan 2022 - Dec 2022

HISTORICAL BID PRICE LISTING  
 BY REGION

REGION: N

PAY ITEM	CALENDAR QUARTER	CONTRACT NUMBER	COUNTY LOCATION	PROJECT DESCRIPTION	BID QUANTITY	AWARD PRICE	SECOND BIDDER	THIRD BIDDER	ESTIMATE
TEMPORARY CRASH CUSHION, INERTIAL BARRIE / U		22117	PASSAIC	NHP-0020 (301)	6	\$500	\$3,500	\$16,000	\$920.00

159054M	2022Q2	22127	BERGEN	CRRSAA-FLEX-0004 (32	2	\$12,000	\$12,000	\$8,668	\$6,900
		22122	MORRIS	NHP-0015 (311)	3	\$4,000	\$100	\$5,800	\$7,500
	2022Q3	22137	UNION	NHP-0022 (353)	1	\$8,000	\$9,000	\$7,500	\$10,000

TEMPORARY CRASH CUSHION, INERTIAL BARRIE / U

159057M                    2022Q2 22123                    BERGEN                    STBGP-0208 (302)                    2                    \$17,500                    \$5,000                    \$15,000                    \$8,300

New Jersey Department of Transportation                    12:15 Tuesday, January 3, 2023 217  
 Jan 2022 - Dec 2022

HISTORICAL BID PRICE LISTING  
 BY REGION

REGION: N

PAY ITEM	CALENDAR QUARTER	CONTRACT NUMBER	COUNTY LOCATION	PROJECT DESCRIPTION	BID QUANTITY	AWARD PRICE	SECOND BIDDER	THIRD BIDDER	ESTIMATE
TRAFFIC CONTROL TRUCK WITH MOUNTED CRASH / U		22102	UNION	NHP-0022 (350)	2	\$3,000	\$20,000	\$10,000	\$10,000
		22427	BERGEN	100% STATE	2	\$1.00	\$1.00	\$0.01	\$250.00
		22429	MORRIS	100% STATE	2	\$1.00	\$1.00		\$5.00
		21140	MORRIS	100% State	3	\$25,000	\$22,500	\$1,000	\$10,000
		21139	MORRIS	NHP-0015 (310)	4	\$7,500			\$5,000
		22101	PASSAIC	NHP-0080 (331)	6	\$1,000	\$100	\$5,000	\$10,000
		22401	PASSAIC	STATE	8	\$1	\$500	\$9,000	\$15,000
		22402	UNION	STATE	8	\$1.00	\$1.00	\$250.00	\$15,000
	2022Q2	22122	MORRIS	NHP-0015 (311)	2	\$10,000	\$7,500	\$5,000	\$15,000
		22123	BERGEN	STBGP-0208 (302)	2	\$35,000	\$15,000	\$12,500	\$10,000
		22105	UNION	NHP-0439 (303)	3	\$10,000			\$15,000
		22110	BERGEN	NHP-0017 (307)	4	\$1	\$10,000	\$40,000	\$10,000

	22115	ESSEX	NHP-0021 (353)	4	\$19,000	\$500	\$7,500	\$10,000
	22127	BERGEN	CRRSAA-FLEX-0004 (32)	4	\$11,000	\$11,000	\$3,067	\$10,000
	22129	MORRIS	STBGP-FLEX-0046 (351)	4	\$0	\$2,500	\$1,000	\$15,000
	22128	ESSEX	NHP-D00S (591)	5	\$10,000	\$35,250		\$15,000
	22117	PASSAIC	NHP-0020 (301)	6	\$30,000	\$17,000	\$65,000	\$10,000
2022Q3	22137	UNION	NHP-0022 (353)	3	\$12,500	\$75,000	\$2,500	\$6,000
	22149	MORRIS	HSIP-0015 (313)	4	\$15,000	\$60,000	\$2,000	\$10,000
2022Q4	22145	WARREN	NHP-0094 (306)	2	\$7,500			\$9,000
	22152	WARREN	CMAQ-0046 (353)	6	\$0	\$100	\$3,000	\$10,000

-----  
REMOVABLE BLACK LINE MASKING TAPE, 6" / LF

159114M	2022Q2	22117	PASSAIC	NHP-0020 (301)	18,150	\$0.01	\$2.60	\$1.00	\$2.00
---------	--------	-------	---------	----------------	--------	--------	--------	--------	--------

-----  
TEMPORARY PAVEMENT MARKING TAPE, 4" / LF

159120M	2022Q2	22117	PASSAIC	NHP-0020 (301)	24,200	\$0.01	\$1.95	\$2.02	\$1.00
---------	--------	-------	---------	----------------	--------	--------	--------	--------	--------

-----  
TEMPORARY TRAFFIC STRIPES, 4" / LF

159126M	2022Q2	22129	MORRIS	STBGP-FLEX-0046 (351)	13,400	\$0.35	\$0.50	\$0.43	\$1.00
---------	--------	-------	--------	-----------------------	--------	--------	--------	--------	--------

New Jersey Department of Transportation  
Jan 2022 - Dec 2022

12:15 Tuesday, January 3, 2023 218

HISTORICAL BID PRICE LISTING  
BY REGION

REGION: N

PAY ITEM	CALENDAR QUARTER	CONTRACT NUMBER	COUNTY LOCATION	PROJECT DESCRIPTION	BID QUANTITY	AWARD PRICE	SECOND BIDDER	THIRD BIDDER	ESTIMATE
TEMPORARY PAVEMENT MARKINGS / SF									
159132M	2022Q1	21139	MORRIS	NHP-0015 (310)	900	\$3.00			\$4.00

-----  
TEMPORARY PAVEMENT MARKERS / U

159135M	2022Q2	22117	PASSAIC	NHP-0020 (301)	12,000	\$1.00	\$3.25	\$3.47	\$1.00
---------	--------	-------	---------	----------------	--------	--------	--------	--------	--------

-----  
HMA PATCH / T

159138M	2022Q1	22101	PASSAIC	NHP-0080 (331)	10	\$50.00	\$250.00	\$500.00	\$200.00
		21139	MORRIS	NHP-0015 (310)	13	\$700.00			\$204.00
		21140	MORRIS	100% State	50	\$275.00	\$250.00	\$50.00	\$500.00
		22401	PASSAIC	STATE	100	\$50.00	\$100.00	\$85.00	\$150.00
		22402	UNION	STATE	100	\$100.00	\$10.00	\$70.00	\$150.00
	2022Q2	22105	UNION	NHP-0439 (303)	40	\$400.00			\$350.00
		22127	BERGEN	CRRSAA-FLEX-0004 (32)	120	\$75.00	\$75.00	\$373.29	\$90.00
		22115	ESSEX	NHP-0021 (353)	122	\$60.00	\$1.00	\$100.00	\$125.00

	22122	MORRIS	NHP-0015 (311)	150	\$100.00	\$50.00	\$65.00	\$130.00
	22128	ESSEX	NHP-D00S (591)	150	\$106.00	\$430.00		\$95.00
	22123	BERGEN	STBGP-0208 (302)	246	\$0.01	\$250.00	\$20.00	\$300.00
	22117	PASSAIC	NHP-0020 (301)	300	\$200.00	\$250.00	\$175.00	\$75.00
2022Q3	22149	MORRIS	HSIP-0015 (313)	50	\$275.00	\$400.00	\$269.35	\$300.00
	22137	UNION	NHP-0022 (353)	200	\$225.00	\$150.00	\$50.00	\$140.00
2022Q4	22145	WARREN	NHP-0094 (306)	12	\$1,000			\$160.00
	22152	WARREN	CMAQ-0046 (353)	50	\$400.00	\$0.02	\$250.00	\$150.00

-----  
**TRAFFIC DIRECTOR, FLAGGER / HOUR**

159141M	2022Q1	21140	MORRIS	100% State	180	\$99.00	\$89.00	\$100.00	\$109.00
		21139	MORRIS	NHP-0015 (310)	1,000	\$137.00			\$50.00
		22102	UNION	NHP-0022 (350)	1,000	\$1.00	\$0.01	\$1.00	\$1.00
		22401	PASSAIC	STATE	1,000	\$1.00	\$1.00	\$10.00	\$70.00
		22402	UNION	STATE	1,000	\$1.00	\$1.00	\$1.00	\$70.00

New Jersey Department of Transportation  
Jan 2022 - Dec 2022

12:15 Tuesday, January 3, 2023 219

**HISTORICAL BID PRICE LISTING  
BY REGION**

REGION: N

PAY ITEM	CALENDAR QUARTER	CONTRACT NUMBER	COUNTY LOCATION	PROJECT DESCRIPTION	BID QUANTITY	AWARD PRICE	SECOND BIDDER	THIRD BIDDER	ESTIMATE
TRAFFIC DIRECTOR, FLAGGER / HOUR									
159141M	(cont)	22401	PASSAIC	STATE	2,500	\$1.00	\$1.00	\$1.00	\$70.00
		22402	UNION	STATE	5,000	\$1.00	\$1.00	\$0.01	\$40.00
	2022Q2	22463	MORRIS	N/A	150	\$1.00	\$95.00		\$80.00
		22122	MORRIS	NHP-0015 (311)	240	\$100.00	\$110.00	\$0.01	\$90.00
		22127	BERGEN	CRRSAA-FLEX-0004 (32)	240	\$110.00	\$110.00	\$110.06	\$60.00
		22128	ESSEX	NHP-D00S (591)	250	\$10.00	\$175.00		\$75.00
		22117	PASSAIC	NHP-0020 (301)	750	\$125.00	\$138.00	\$95.00	\$6.00
		22105	UNION	NHP-0439 (303)	1,000	\$0.01			\$125.00
		22115	ESSEX	NHP-0021 (353)	1,000	\$1.00	\$1.00	\$1.00	\$80.00
		22129	MORRIS	STBGP-FLEX-0046 (351)	1,000	\$0.01	\$0.01	\$144.60	\$75.00
	2022Q3	22137	UNION	NHP-0022 (353)	100	\$110.00	\$130.00	\$100.00	\$100.00
		22149	MORRIS	HSIP-0015 (313)	500	\$85.00	\$102.00	\$140.75	\$75.00
	2022Q4	22152	WARREN	CMAQ-0046 (353)	800	\$0.01	\$200.00	\$50.00	\$50.00
		22145	WARREN	NHP-0094 (306)	2,500	\$156.00			\$70.00

-----  
**EMERGENCY TOWING SERVICE / U**

159144M	2022Q1	22401	PASSAIC	STATE	1	\$200.00	\$100.00	\$500.00	\$5,000
		22402	UNION	STATE	1	\$100.00	\$250.00	\$550.00	\$5,000
	2022Q2	22122	MORRIS	NHP-0015 (311)	3	\$200.00	\$200.00	\$300.00	\$400.00
		22127	BERGEN	CRRSAA-FLEX-0004 (32)	4	\$25.00	\$25.00	\$573.35	\$320.00

22117	PASSAIC	NHP-0020 (301)	10	\$1.00	\$500.00	\$500.00	\$100.00
22128	ESSEX	NHP-D00S (591)	10	\$250	\$2,195		\$150.00
22123	BERGEN	STBGP-0208 (302)	40	\$0.01	\$0.01	\$1.00	\$180.00

-----  
SCHOOL BUS SERVICE / LS

159170M	2022Q2	22122	MORRIS	NHP-0015 (311)	1	\$135,000	\$135,000	\$135,000	\$135,000
---------	--------	-------	--------	----------------	---	-----------	-----------	-----------	-----------

-----  
SNOW REMOVAL / LS

159190M	2022Q2	22117	PASSAIC	NHP-0020 (301)	1	\$1	\$27,500	\$100,000	\$20,000
---------	--------	-------	---------	----------------	---	-----	----------	-----------	----------

New Jersey Department of Transportation  
Jan 2022 - Dec 2022  
12:15 Tuesday, January 3, 2023 220

HISTORICAL BID PRICE LISTING  
BY REGION

REGION: N

PAY ITEM	CALENDAR QUARTER	CONTRACT NUMBER	COUNTY LOCATION	PROJECT DESCRIPTION	BID QUANTITY	AWARD PRICE	SECOND BIDDER	THIRD BIDDER	ESTIMATE
SNOW REMOVAL / LS									
159190M	(cont)	22122	MORRIS	NHP-0015 (311)	1	\$10,000	\$30,000	\$500	\$25,000
		22123	BERGEN	STBGP-0208 (302)	1	\$1	\$0	\$1,000	\$2,500
		22127	BERGEN	CRRSAA-FLEX-0004 (32)	1	\$2,500	\$2,500	\$43,417	\$20,000
	2022Q3	22137	UNION	NHP-0022 (353)	1	\$2,500	\$11,000	\$10,000	\$10,000

New Jersey Department of Transportation  
Jan 2022 - Dec 2022  
12:15 Tuesday, January 3, 2023 221

HISTORICAL BID PRICE LISTING  
BY REGION

REGION: N

PAY ITEM	CALENDAR QUARTER	CONTRACT NUMBER	COUNTY LOCATION	PROJECT DESCRIPTION	BID QUANTITY	AWARD PRICE	SECOND BIDDER	THIRD BIDDER	ESTIMATE
TEMP CRASH CUSH, COMP BAR, TYPE 2, NARR / U									
159200M	2022Q1	21140	MORRIS	100% State	1	\$20,000	\$10,000	\$1	\$10,000
	2022Q2	22127	BERGEN	CRRSAA-FLEX-0004 (32)	2	\$11,500	\$11,500	\$22,752	\$6,500
	2022Q3	22137	UNION	NHP-0022 (353)	3	\$15,000	\$11,000	\$100	\$10,000

-----  
TEMP CRASH CUSH, COMP, TYPE 3, NARROW / U

159212M	2022Q1	21140	MORRIS	100% State	1	\$20,000	\$24,000	\$1	\$12,000
		22101	PASSAIC	NHP-0080 (331)	2	\$3,000	\$5,000	\$15,000	\$15,000
	2022Q2	22123	BERGEN	STBGP-0208 (302)	1	\$9,500	\$13,500	\$18,000	\$10,500

22122	MORRIS	NHP-0015 (311)	3	\$12,000	\$12,500	\$25,000	\$10,000
22117	PASSAIC	NHP-0020 (301)	6	\$35,000	\$10,000	\$15,000	\$4,150

New Jersey Department of Transportation  
Jan 2022 - Dec 2022

12:15 Tuesday, January 3, 2023 222

HISTORICAL BID PRICE LISTING  
BY REGION

REGION: N

PAY ITEM	CALENDAR QUARTER	CONTRACT NUMBER	COUNTY LOCATION	PROJECT DESCRIPTION	BID QUANTITY	AWARD PRICE	SECOND BIDDER	THIRD BIDDER	ESTIMATE
TRAFFIC STRIPES, LATEX, 4" / LF									
159300M	2022Q1	22102	UNION	NHP-0022 (350)	64,000	\$0.30	\$0.25	\$0.25	\$1.00
		22402	UNION	STATE	123,784	\$0.01	\$0.25	\$0.12	\$0.30
		22401	PASSAIC	STATE	150,000	\$0.01	\$0.21	\$0.25	\$0.28
		22402	UNION	STATE	150,000	\$0.44	\$0.01	\$0.25	\$0.28
		22401	PASSAIC	STATE	203,001	\$0.01	\$0.01	\$0.01	\$0.30
		21139	MORRIS	NHP-0015 (310)	210,000	\$0.33			\$0.25
	2022Q2	22127	BERGEN	CRRSAA-FLEX-0004 (32	1,200	\$1.10	\$1.10	\$1.15	\$1.00
		22122	MORRIS	NHP-0015 (311)	29,201	\$0.25	\$0.30	\$0.33	\$1.00
		22105	UNION	NHP-0439 (303)	34,395	\$0.35			\$0.50
		22110	BERGEN	NHP-0017 (307)	141,750	\$0.24	\$0.22	\$0.25	\$0.50
		22115	ESSEX	NHP-0021 (353)	200,000	\$0.53	\$0.28	\$0.20	\$1.00
		22117	PASSAIC	NHP-0020 (301)	200,000	\$0.50	\$0.27	\$0.29	\$0.50
	2022Q3	22149	MORRIS	HSIP-0015 (313)	31,300	\$0.27	\$0.30	\$0.30	\$1.00
	2022Q4	22152	WARREN	CMAQ-0046 (353)	4,200	\$0.55	\$0.50	\$0.55	\$0.75
		22145	WARREN	NHP-0094 (306)	583,760	\$0.29			\$0.70
TRAFFIC STRIPES, LATEX, 6" / LF									
159301M	2022Q1	22401	PASSAIC	STATE	37,500	\$0.01	\$0.21	\$0.26	\$0.43
		22402	UNION	STATE	37,500	\$0.24	\$0.01	\$0.25	\$0.43
	2022Q2	22128	ESSEX	NHP-D00S (591)	5,000	\$1.00	\$0.55		\$1.00
TRAFFIC STRIPES, LATEX, 8" / LF									
159302M	2022Q1	22401	PASSAIC	STATE	10,000	\$0.01	\$0.21	\$0.02	\$0.55
		22402	UNION	STATE	10,000	\$0.02	\$0.01	\$0.01	\$0.55
		22402	UNION	STATE	11,350	\$0.01	\$0.05	\$0.01	\$0.60
		21139	MORRIS	NHP-0015 (310)	17,100	\$0.41			\$0.50
		22401	PASSAIC	STATE	33,840	\$0.01	\$0.01	\$0.02	\$0.50
	2022Q3	22149	MORRIS	HSIP-0015 (313)	2,500	\$0.33	\$0.40	\$0.35	\$1.00
	2022Q4	22152	WARREN	CMAQ-0046 (353)	770	\$1.10	\$0.02	\$1.00	\$1.00

New Jersey Department of Transportation  
Jan 2022 - Dec 2022

12:15 Tuesday, January 3, 2023 223

HISTORICAL BID PRICE LISTING  
BY REGION

REGION: N

PAY ITEM	CALENDAR QUARTER	CONTRACT NUMBER	COUNTY LOCATION	PROJECT DESCRIPTION	BID QUANTITY	AWARD PRICE	SECOND BIDDER	THIRD BIDDER	ESTIMATE
-----									
TRAFFIC MARKINGS LINES, LATEX, 4" / LF									
159310M	2022Q1	22401	PASSAIC	STATE	500	\$0.01	\$1.05	\$0.55	\$0.55
		22402	UNION	STATE	500	\$1.05	\$0.01	\$1.10	\$0.55
-----									
TRAFFIC MARKINGS LINES, LATEX, 8" / LF									
159312M	2022Q1	22401	PASSAIC	STATE	500	\$0.01	\$1.05	\$0.75	\$0.83
		22402	UNION	STATE	500	\$1.05	\$0.01	\$1.10	\$0.83
		22401	PASSAIC	STATE	2,014	\$0.01	\$0.01	\$0.40	\$0.50
		22402	UNION	STATE	26,080	\$0.26	\$0.06	\$0.28	\$0.60
	2022Q2	22128	ESSEX	NHP-D00S (591)	700	\$1.00	\$0.80		\$1.00
		22110	BERGEN	NHP-0017 (307)	8,350	\$0.02	\$0.01	\$0.01	\$1.00
		22115	ESSEX	NHP-0021 (353)	11,000	\$0.01	\$0.29	\$0.01	\$1.00
		22105	UNION	NHP-0439 (303)	12,854	\$0.90			\$0.70
	2022Q4	22145	WARREN	NHP-0094 (306)	460	\$1.20			\$1.00
		22152	WARREN	CMAQ-0046 (353)	1,200	\$1.10	\$0.02	\$1.00	\$1.25
-----									
TRAFFIC MARKINGS LINES, LATEX, 24" / LF									
159314M	2022Q1	22401	PASSAIC	STATE	2,500	\$0.01	\$1.57	\$1.25	\$3.30
		22402	UNION	STATE	2,500	\$1.05	\$0.01	\$1.10	\$3.30
		21139	MORRIS	NHP-0015 (310)	4,350	\$1.20			\$1.25
		22402	UNION	STATE	7,586	\$0.77	\$0.08	\$0.80	\$1.80
		22401	PASSAIC	STATE	8,168	\$0.01	\$0.01	\$1.10	\$1.70
	2022Q2	22128	ESSEX	NHP-D00S (591)	700	\$4.00	\$3.95		\$3.00
		22110	BERGEN	NHP-0017 (307)	2,150	\$0.23	\$0.45	\$0.50	\$1.20
		22115	ESSEX	NHP-0021 (353)	4,000	\$0.70	\$1.00	\$0.63	\$1.00
		22117	PASSAIC	NHP-0020 (301)	6,500	\$2.00	\$2.90	\$3.12	\$1.00
	2022Q3	22149	MORRIS	HSIP-0015 (313)	1,800	\$1.10	\$1.10	\$1.00	\$3.00
	2022Q4	22145	WARREN	NHP-0094 (306)	200	\$2.40			\$1.50
		22152	WARREN	CMAQ-0046 (353)	360	\$3.30	\$3.00	\$3.00	\$2.00
-----									
TRAFFIC MARKINGS SYMBOLS, LATEX / SF									
159320M	2022Q1	22401	PASSAIC	STATE	790	\$0.01	\$0.01	\$1.60	\$1.70

New Jersey Department of Transportation  
Jan 2022 - Dec 2022

12:15 Tuesday, January 3, 2023 224

HISTORICAL BID PRICE LISTING  
BY REGION



REGION: N

PAY ITEM	CALENDAR QUARTER	CONTRACT NUMBER	COUNTY LOCATION	PROJECT DESCRIPTION	BID QUANTITY	AWARD PRICE	SECOND BIDDER	THIRD BIDDER	ESTIMATE
TRAFFIC MARKINGS SYMBOLS, LATEX / SF		22401	PASSAIC	STATE	1,250	\$0.01	\$2.62	\$1.55	\$5.50
159320M	(cont)	22402	UNION	STATE	1,250	\$1.31	\$0.01	\$1.35	\$5.50
		22402	UNION	STATE	5,774	\$1.05	\$0.10	\$1.10	\$1.80
	2022Q2	22117	PASSAIC	NHP-0020 (301)	750	\$3.00	\$3.30	\$3.47	\$3.00
		22105	UNION	NHP-0439 (303)	1,698	\$3.10			\$2.00
	2022Q3	22149	MORRIS	HSIP-0015 (313)	3,500	\$1.37	\$1.45	\$1.35	\$3.00
	2022Q4	22152	WARREN	CMAQ-0046 (353)	300	\$4.40	\$0.02	\$4.00	\$3.00

New Jersey Department of Transportation  
Jan 2022 - Dec 2022

12:15 Tuesday, January 3, 2023 225

HISTORICAL BID PRICE LISTING  
BY REGION

REGION: N

PAY ITEM	CALENDAR QUARTER	CONTRACT NUMBER	COUNTY LOCATION	PROJECT DESCRIPTION	BID QUANTITY	AWARD PRICE	SECOND BIDDER	THIRD BIDDER	ESTIMATE
FUEL PRICE ADJUSTMENT / DOLL									
160004M	2022Q1	21139	MORRIS	NHP-0015 (310)	1	\$300.00			\$300.00
		21140	MORRIS	100% State	1	\$4,600	\$4,600	\$4,600	\$4,600
		22101	PASSAIC	NHP-0080 (331)	1	\$1,200	\$1,200	\$1,200	\$1,200
		22102	UNION	NHP-0022 (350)	1	\$1,300	\$1,300	\$1,300	\$1,300
		22402	UNION	STATE	36,500	\$1.00	\$1.00	\$1.00	\$1.00
		22401	PASSAIC	STATE	38,200	\$1.00	\$1.00	\$1.00	\$1.00
	2022Q2	22105	UNION	NHP-0439 (303)	1	\$23,600			\$23,600
		22110	BERGEN	NHP-0017 (307)	1	\$14,500	\$14,500	\$14,500	\$14,500
		22115	ESSEX	NHP-0021 (353)	1	\$5,500	\$5,500	\$5,500	\$5,500
		22117	PASSAIC	NHP-0020 (301)	1	\$113,100	\$113,100	\$113,100	\$113,100
		22122	MORRIS	NHP-0015 (311)	1	\$15,500	\$15,500	\$15,500	\$15,500
		22123	BERGEN	STBGP-0208 (302)	1	\$13,000	\$13,000	\$13,000	\$13,000
		22127	BERGEN	CRRSAA-FLEX-0004 (32)	1	\$8,300	\$8,300	\$8,300	\$8,300
		22129	MORRIS	STBGP-FLEX-0046 (351)	1	\$4,800	\$4,800	\$4,800	\$4,800
		22463	MORRIS	N/A	1,500	\$1.00	\$1.00		\$1.00
	2022Q3	22137	UNION	NHP-0022 (353)	1	\$15,000	\$15,000	\$15,000	\$15,000
		22149	MORRIS	HSIP-0015 (313)	1	\$14,600	\$14,600	\$14,600	\$14,600
	2022Q4	22145	WARREN	NHP-0094 (306)	1	\$300.00			\$300.00
		22152	WARREN	CMAQ-0046 (353)	1	\$1,700	\$1,700	\$1,700	\$1,700

ASPHALT PRICE ADJUSTMENT / DOLL

160007M	2022Q1	21140	MORRIS	100% State	1	\$9,400	\$9,400	\$9,400	\$9,400
		22101	PASSAIC	NHP-0080 (331)	1	\$600.00	\$600.00	\$600.00	\$600.00

	22102	UNION	NHP-0022 (350)	1	\$3,200	\$3,200	\$3,200	\$3,200
	22402	UNION	STATE	54,100	\$1.00	\$1.00	\$1.00	\$1.00
	22401	PASSAIC	STATE	63,000	\$1.00	\$1.00	\$1.00	\$1.00
2022Q2	22105	UNION	NHP-0439 (303)	1	\$34,500			\$34,500
	22110	BERGEN	NHP-0017 (307)	1	\$25,300	\$25,300	\$25,300	\$25,300
	22115	ESSEX	NHP-0021 (353)	1	\$20,700	\$20,700	\$20,700	\$20,700
	22117	PASSAIC	NHP-0020 (301)	1	\$237,400	\$237,400	\$237,400	\$237,400
	22122	MORRIS	NHP-0015 (311)	1	\$27,000	\$27,000	\$27,000	\$27,000
	22123	BERGEN	STBGP-0208 (302)	1	\$25,800	\$25,800	\$25,800	\$25,800

New Jersey Department of Transportation  
Jan 2022 - Dec 2022

12:15 Tuesday, January 3, 2023 226

HISTORICAL BID PRICE LISTING  
BY REGION

REGION: N

PAY ITEM	CALENDAR QUARTER	CONTRACT NUMBER	COUNTY LOCATION	PROJECT DESCRIPTION	BID QUANTITY	AWARD PRICE	SECOND BIDDER	THIRD BIDDER	ESTIMATE
ASPHALT PRICE ADJUSTMENT / DOLL									
160007M	(cont)	22127	BERGEN	CRRSAA-FLEX-0004 (32	1	\$11,600	\$11,600	\$11,600	\$11,600
		22129	MORRIS	STBGP-FLEX-0046 (351)	1	\$8,800	\$8,800	\$8,800	\$8,800
	2022Q3	22137	UNION	NHP-0022 (353)	1	\$33,200	\$33,200	\$33,200	\$33,200
		22149	MORRIS	HSIP-0015 (313)	1	\$26,000	\$26,000	\$26,000	\$26,000
	2022Q4	22152	WARREN	CMAQ-0046 (353)	1	\$3,000	\$3,000	\$3,000	\$3,000

New Jersey Department of Transportation  
Jan 2022 - Dec 2022

12:15 Tuesday, January 3, 2023 227

HISTORICAL BID PRICE LISTING  
BY REGION

REGION: N

PAY ITEM	CALENDAR QUARTER	CONTRACT NUMBER	COUNTY LOCATION	PROJECT DESCRIPTION	BID QUANTITY	AWARD PRICE	SECOND BIDDER	THIRD BIDDER	ESTIMATE
FINAL CLEANUP / LS									
161003P	2022Q1	21139	MORRIS	NHP-0015 (310)	1	\$35,000			\$8,500
		21140	MORRIS	100% State	1	\$2,500	\$6,700	\$9,500	\$10,000
		22101	PASSAIC	NHP-0080 (331)	1	\$5,000	\$2,500	\$5,000	\$20,000
		22102	UNION	NHP-0022 (350)	1	\$2,000	\$2,500	\$5,000	\$8,500
		22401	PASSAIC	STATE	1	\$5,000	\$5,000	\$5,000	\$5,000
		22461	HUDSON	N/A	1	\$5,000	\$20,000	\$10,000	\$25,000
	2022Q2	22105	UNION	NHP-0439 (303)	1	\$25,000			\$15,000
		22110	BERGEN	NHP-0017 (307)	1	\$3,000	\$5,000	\$23,000	\$15,000
		22115	ESSEX	NHP-0021 (353)	1	\$5,000	\$22,326	\$10,500	\$15,000
		22117	PASSAIC	NHP-0020 (301)	1	\$25,000	\$5,000	\$20,000	\$27,000
		22122	MORRIS	NHP-0015 (311)	1	\$5,000	\$15,000	\$10,000	\$20,000
		22123	BERGEN	STBGP-0208 (302)	1	\$10,000	\$25,000	\$2,500	\$10,000
		22127	BERGEN	CRRSAA-FLEX-0004 (32	1	\$2,500	\$2,500	\$18,086	\$25,000

	22128	ESSEX	NHP-D00S (591)	1	\$1,000	\$23,500		\$8,500
	22129	MORRIS	STBGP-FLEX-0046 (351)	1	\$25,000	\$1,000	\$27,455	\$10,000
2022Q3	22137	UNION	NHP-0022 (353)	1	\$2,500	\$6,000	\$10,500	\$20,000
	22149	MORRIS	HSIP-0015 (313)	1	\$5,000	\$38,500	\$22,484	\$20,000
2022Q4	22145	WARREN	NHP-0094 (306)	1	\$38,000			\$8,500
	22152	WARREN	CMAQ-0046 (353)	1	\$17,500	\$1	\$10,000	\$10,000

New Jersey Department of Transportation  
Jan 2022 - Dec 2022

12:15 Tuesday, January 3, 2023 228

HISTORICAL BID PRICE LISTING  
BY REGION

REGION: N

PAY ITEM	CALENDAR QUARTER	CONTRACT NUMBER	COUNTY LOCATION	PROJECT DESCRIPTION	BID QUANTITY	AWARD PRICE	SECOND BIDDER	THIRD BIDDER	ESTIMATE
VIBRATION MONITORING / LS									
162006P	2022Q1	22101	PASSAIC	NHP-0080 (331)	1	\$10,000	\$1	\$15,000	\$24,000
	2022Q2	22117	PASSAIC	NHP-0020 (301)	1	\$30,000	\$115,000	\$20,000	\$250,000
		22122	MORRIS	NHP-0015 (311)	1	\$10,000	\$80,000	\$90,000	\$45,000
		22127	BERGEN	CRRSAA-FLEX-0004 (32)	1	\$100,000	\$100,000	\$142,960	\$80,000
	2022Q3	22137	UNION	NHP-0022 (353)	1	\$50,000	\$23,000	\$55,000	\$40,000

New Jersey Department of Transportation  
Jan 2022 - Dec 2022

12:15 Tuesday, January 3, 2023 229

HISTORICAL BID PRICE LISTING  
BY REGION

REGION: N

PAY ITEM	CALENDAR QUARTER	CONTRACT NUMBER	COUNTY LOCATION	PROJECT DESCRIPTION	BID QUANTITY	AWARD PRICE	SECOND BIDDER	THIRD BIDDER	ESTIMATE
CLEARING SITE / LS									
201003P	2022Q1	21139	MORRIS	NHP-0015 (310)	1	\$35,000			\$40,000
		21140	MORRIS	100% State	1	\$30,000	\$30,000	\$30,000	\$30,000
		22101	PASSAIC	NHP-0080 (331)	1	\$150,000	\$92,000	\$150,000	\$150,000
		22102	UNION	NHP-0022 (350)	1	\$2,000	\$2,500	\$10,000	\$40,000
		22401	PASSAIC	STATE	1	\$5,000	\$7,500	\$5,000	\$20,000
		22402	UNION	STATE	1	\$7,500	\$5,000	\$5,000	\$20,000
	2022Q2	22105	UNION	NHP-0439 (303)	1	\$110,000			\$60,000
		22110	BERGEN	NHP-0017 (307)	1	\$5,000	\$25,000	\$23,000	\$60,000
		22115	ESSEX	NHP-0021 (353)	1	\$10,000	\$3,351	\$7,500	\$60,000
		22117	PASSAIC	NHP-0020 (301)	1	\$350,000	\$350,000	\$350,000	\$325,000
		22122	MORRIS	NHP-0015 (311)	1	\$150,000	\$150,000	\$150,000	\$150,000
		22123	BERGEN	STBGP-0208 (302)	1	\$50,000	\$50,000	\$50,000	\$50,000
		22127	BERGEN	CRRSAA-FLEX-0004 (32)	1	\$275,000	\$275,000	\$94,415	\$275,000
		22128	ESSEX	NHP-D00S (591)	1	\$40,000	\$83,375		\$40,000
		22129	MORRIS	STBGP-FLEX-0046 (351)	1	\$40,000	\$83,000	\$113,220	\$50,000

2022Q3	22137	UNION	NHP-0022 (353)	1	\$150,000	\$130,000	\$150,000	\$150,000
	22149	MORRIS	HSIP-0015 (313)	1	\$50,000	\$90,000	\$50,000	\$150,000
2022Q4	22145	WARREN	NHP-0094 (306)	1	\$40,000			\$40,000
	22152	WARREN	CMAQ-0046 (353)	1	\$50,000	\$50,000	\$50,000	\$50,000

-----  
CLEARING SITE, BRIDGE (\_\_\_) / LS

201006P	2022Q1	21140	MORRIS	100% State	1	\$540,000	\$540,000	\$540,000	\$540,000
		22101	PASSAIC	NHP-0080 (331)	1	\$731,070	\$150,000	\$250,000	\$125,000
		22461	HUDSON	N/A	1	\$1,643,000	\$1,352,345	\$635,000	\$950,000
	2022Q2	22122	MORRIS	NHP-0015 (311)	1	\$200,000	\$200,000	\$200,000	\$200,000
		22123	BERGEN	STBGP-0208 (302)	1	\$25,000	\$25,000	\$25,000	\$25,000
		22127	BERGEN	CRRSAA-FLEX-0004 (32)	1	\$1,112,000	\$1,112,000	\$2,150,000	\$729,203
	2022Q3	22137	UNION	NHP-0022 (353)	1	\$500,000	\$500,000	\$689,734	\$500,000

-----  
RESET MONITORING WELL BOX / U

201020M	2022Q2	22117	PASSAIC	NHP-0020 (301)	3	\$1,000	\$800	\$1,500	\$640.00
---------	--------	-------	---------	----------------	---	---------	-------	---------	----------

New Jersey Department of Transportation  
Jan 2022 - Dec 2022

12:15 Tuesday, January 3, 2023 230

HISTORICAL BID PRICE LISTING  
BY REGION

REGION: N

PAY ITEM	CALENDAR QUARTER	CONTRACT NUMBER	COUNTY LOCATION	PROJECT DESCRIPTION	BID QUANTITY	AWARD PRICE	SECOND BIDDER	THIRD BIDDER	ESTIMATE
ASBESTOS REMOVAL, BRIDGE NO. ___ / LS									
201037P	2022Q1	22101	PASSAIC	NHP-0080 (331)	1	\$3,000	\$1	\$7,000	\$15,000

-----  
TEMPORARY SHIELDING / LS

201039P	2022Q1	21140	MORRIS	100% State	1	\$100,000	\$450,000	\$320,000	\$735,000
		22101	PASSAIC	NHP-0080 (331)	1	\$1,000	\$1	\$1,000	\$70,000
		22461	HUDSON	N/A	1	\$100,000	\$200,000	\$250,000	\$185,000
	2022Q2	22122	MORRIS	NHP-0015 (311)	1	\$5,000	\$200,000	\$342,100	\$150,000
		22127	BERGEN	CRRSAA-FLEX-0004 (32)	1	\$750,000	\$750,000	\$1,470,000	\$397,144

New Jersey Department of Transportation  
Jan 2022 - Dec 2022

12:15 Tuesday, January 3, 2023 231

HISTORICAL BID PRICE LISTING  
BY REGION

REGION: N

CALENDAR QUARTER	CONTRACT NUMBER	COUNTY LOCATION	PROJECT DESCRIPTION	BID QUANTITY	AWARD PRICE	SECOND BIDDER	THIRD BIDDER
------------------	-----------------	-----------------	---------------------	--------------	-------------	---------------	--------------

PAY ITEM	QUARTER	NUMBER	LOCATION	DESCRIPTION	QUANTITY	PRICE	BIDDER	BIDDER	ESTIMATE
STRIPPING / ACRE									
202003P	2022Q2	22129	MORRIS	STBGP-FLEX-0046 (351)	0.30	\$2,000	\$22,000	\$31,183	\$3,200
		22122	MORRIS	NHP-0015 (311)	1	\$15,000	\$2,500	\$22,000	\$7,500
	2022Q3	22127	BERGEN	CRRSAA-FLEX-0004 (32)	1	\$30,000	\$30,000	\$29,454	\$7,600
		22117	PASSAIC	NHP-0020 (301)	3	\$7,000	\$12,000	\$18,000	\$7,930
	2022Q3	22137	UNION	NHP-0022 (353)	1	\$9,000	\$9,000	\$3,500	\$7,500
	22149	MORRIS	HSIP-0015 (313)	1	\$18,000	\$7,100	\$26,067	\$8,000	

EXCAVATION, TEST PIT / CY

202006M	2022Q1	22101	PASSAIC	NHP-0080 (331)	20	\$250.00	\$150.00	\$150.00	\$120.00
		22427	BERGEN	100% STATE	40	\$50.00	\$50.00	\$100.00	\$100.00
	2022Q2	22122	MORRIS	NHP-0015 (311)	10	\$500.00	\$50.00	\$200.00	\$250.00
		22127	BERGEN	CRRSAA-FLEX-0004 (32)	30	\$175.00	\$175.00	\$252.67	\$165.00
		22463	MORRIS	N/A	30	\$1.00	\$50.00		\$10.00
		22117	PASSAIC	NHP-0020 (301)	50	\$280.00	\$425.00	\$350.00	\$110.00
		22129	MORRIS	STBGP-FLEX-0046 (351)	50	\$500.00	\$300.00	\$175.24	\$200.00
		22105	UNION	NHP-0439 (303)	200	\$100.00			\$300.00
		22128	ESSEX	NHP-D00S (591)	300	\$75.00	\$205.00		\$80.00
2022Q3	22149	MORRIS	HSIP-0015 (313)	30	\$400.00	\$500.00	\$292.95	\$170.00	
	22137	UNION	NHP-0022 (353)	100	\$220.00	\$500.00	\$50.00	\$125.00	

EXCAVATION, UNCLASSIFIED / CY

202009P	2022Q1	21140	MORRIS	100% State	69	\$50.00	\$40.00	\$100.00	\$75.00	
		22401	PASSAIC	STATE	70	\$2.00	\$35.00	\$30.00	\$75.00	
		22101	PASSAIC	NHP-0080 (331)	98	\$60.00	\$50.00	\$100.00	\$50.00	
		22402	UNION	STATE	100	\$25.00	\$5.00	\$25.00	\$75.00	
		21140	MORRIS	100% State	716	\$50.00	\$40.00	\$50.00	\$80.00	
		22401	PASSAIC	STATE	1,000	\$1.00	\$1.00	\$20.00	\$27.00	
		22402	UNION	STATE	1,000	\$1.00	\$0.10	\$1.00	\$27.00	
		22101	PASSAIC	NHP-0080 (331)	4,100	\$35.00	\$50.00	\$65.00	\$50.00	
		2022Q2	22117	PASSAIC	NHP-0020 (301)	3	\$4,000	\$180	\$2,500	\$20.00

New Jersey Department of Transportation  
Jan 2022 - Dec 2022

12:15 Tuesday, January 3, 2023 232

HISTORICAL BID PRICE LISTING  
BY REGION

REGION: N

PAY ITEM	CALENDAR QUARTER	CONTRACT NUMBER	COUNTY LOCATION	PROJECT DESCRIPTION	BID QUANTITY	AWARD PRICE	SECOND BIDDER	THIRD BIDDER	ESTIMATE
EXCAVATION, UNCLASSIFIED / CY									
202009P	(cont)	22117	PASSAIC	NHP-0020 (301)	4	\$3,000	\$150	\$3,500	\$20.00
		22117	PASSAIC	NHP-0020 (301)	30	\$800.00	\$150.00	\$900.00	\$20.00
		22117	PASSAIC	NHP-0020 (301)	60	\$300.00	\$75.00	\$125.00	\$20.00

	22117	PASSAIC	NHP-0020 (301)	65	\$370.00	\$50.00	\$450.00	\$20.00
	22105	UNION	NHP-0439 (303)	146	\$40.00			\$75.00
	22122	MORRIS	NHP-0015 (311)	677	\$150.00	\$40.00	\$100.00	\$50.00
	22123	BERGEN	STBGP-0208 (302)	915	\$48.00	\$100.00	\$122.00	\$50.00
	22105	UNION	NHP-0439 (303)	1,862	\$40.00			\$75.00
	22123	BERGEN	STBGP-0208 (302)	1,950	\$1.00	\$55.00	\$30.00	\$50.00
	22129	MORRIS	STBGP-FLEX-0046 (351)	2,392	\$40.00	\$65.00	\$108.21	\$120.00
	22122	MORRIS	NHP-0015 (311)	2,950	\$75.00	\$60.00	\$220.00	\$55.00
	22127	BERGEN	CRRSAA-FLEX-0004 (32)	6,064	\$475.00	\$475.00	\$155.10	\$40.00
	22117	PASSAIC	NHP-0020 (301)	9,207	\$56.00	\$15.00	\$45.00	\$20.00
2022Q3	22137	UNION	NHP-0022 (353)	1,333	\$55.00	\$45.00	\$50.00	\$60.00
	22137	UNION	NHP-0022 (353)	1,460	\$30.00	\$60.00	\$50.00	\$50.00
	22149	MORRIS	HSIP-0015 (313)	2,271	\$130.00	\$53.00	\$104.20	\$50.00
2022Q4	22152	WARREN	CMAQ-0046 (353)	168	\$50.00	\$50.00	\$200.00	\$62.00

-----  
EXCAVATION, REGULATED MATERIAL / CY

202015P	2022Q2	22117	PASSAIC	NHP-0020 (301)	7,450	\$56.00	\$80.00	\$50.00	\$28.00
---------	--------	-------	---------	----------------	-------	---------	---------	---------	---------

-----  
REMOVAL OF PAVEMENT / SY

202021P	2022Q1	22402	UNION	STATE	88	\$45.00	\$10.00	\$50.00	\$100.00
		21140	MORRIS	100% State	400	\$25.00	\$25.00	\$50.00	\$40.00
		22101	PASSAIC	NHP-0080 (331)	410	\$40.00	\$50.00	\$26.00	\$25.00
	2022Q2	22105	UNION	NHP-0439 (303)	57	\$75.00			\$60.00
		22105	UNION	NHP-0439 (303)	618	\$75.00			\$60.00
		22122	MORRIS	NHP-0015 (311)	1,514	\$45.00	\$30.00	\$22.00	\$30.00
		22123	BERGEN	STBGP-0208 (302)	1,794	\$30.00	\$75.00	\$20.00	\$10.00
		22129	MORRIS	STBGP-FLEX-0046 (351)	2,574	\$65.00	\$100.00	\$32.36	\$50.00
		22127	BERGEN	CRRSAA-FLEX-0004 (32)	4,681	\$45.00	\$45.00	\$78.34	\$25.00

New Jersey Department of Transportation  
Jan 2022 - Dec 2022

12:15 Tuesday, January 3, 2023 233

HISTORICAL BID PRICE LISTING  
BY REGION

REGION: N

PAY ITEM	CALENDAR QUARTER	CONTRACT NUMBER	COUNTY LOCATION	PROJECT DESCRIPTION	BID QUANTITY	AWARD PRICE	SECOND BIDDER	THIRD BIDDER	ESTIMATE
REMOVAL OF PAVEMENT / SY									
202021P	(cont)	22117	PASSAIC	NHP-0020 (301)	32,975	\$26.00	\$32.00	\$29.00	\$12.00
	2022Q3	22149	MORRIS	HSIP-0015 (313)	3,065	\$40.00	\$23.00	\$19.05	\$25.00
		22137	UNION	NHP-0022 (353)	5,305	\$35.00	\$47.00	\$45.00	\$40.00

-----  
DISPOSAL OF REGULATED MATERIAL / T

202024M	2022Q2	22117	PASSAIC	NHP-0020 (301)	13,075	\$55.00	\$43.00	\$100.00	\$22.00
---------	--------	-------	---------	----------------	--------	---------	---------	----------	---------

-----  
 LINE DRILLING / SY

202070M	2022Q2	22127	BERGEN	CRRSAA-FLEX-0004 (32	250	\$200.00	\$200.00	\$378.41	\$600.00
---------	--------	-------	--------	----------------------	-----	----------	----------	----------	----------

New Jersey Department of Transportation  
 Jan 2022 - Dec 2022

12:15 Tuesday, January 3, 2023 234

HISTORICAL BID PRICE LISTING  
 BY REGION

REGION: N

PAY ITEM	CALENDAR QUARTER	CONTRACT NUMBER	COUNTY LOCATION	PROJECT DESCRIPTION	BID QUANTITY	AWARD PRICE	SECOND BIDDER	THIRD BIDDER	ESTIMATE
ROCK BOLT / U									

202102P	2022Q2	22127	BERGEN	CRRSAA-FLEX-0004 (32	25	\$5,000	\$5,000	\$12,614	\$6,600
---------	--------	-------	--------	----------------------	----	---------	---------	----------	---------

New Jersey Department of Transportation  
 Jan 2022 - Dec 2022

12:15 Tuesday, January 3, 2023 235

HISTORICAL BID PRICE LISTING  
 BY REGION

REGION: N

PAY ITEM	CALENDAR QUARTER	CONTRACT NUMBER	COUNTY LOCATION	PROJECT DESCRIPTION	BID QUANTITY	AWARD PRICE	SECOND BIDDER	THIRD BIDDER	ESTIMATE
BREAKING PAVEMENT / SY									

203003P	2022Q2	22122	MORRIS	NHP-0015(311)	1,131	\$20.00	\$5.00	\$8.00	\$3.00
---------	--------	-------	--------	---------------	-------	---------	--------	--------	--------

-----  
 I-9 SOIL AGGREGATE / CY

203009P	2022Q1	22101	PASSAIC	NHP-0080 (331)	30	\$50.00	\$75.00	\$85.00	\$100.00
		21140	MORRIS	100% State	560	\$115.00	\$80.00	\$80.00	\$100.00

	2022Q2	22127	BERGEN	CRRSAA-FLEX-0004 (32	2,037	\$60.00	\$60.00	\$78.23	\$80.00
--	--------	-------	--------	----------------------	-------	---------	---------	---------	---------

-----  
 I-10 SOIL AGGREGATE / CY

203012P	2022Q2	22117	PASSAIC	NHP-0020 (301)	50	\$300.00	\$90.00	\$150.00	\$65.00
---------	--------	-------	---------	----------------	----	----------	---------	----------	---------

-----  
 I-14 SOIL AGGREGATE / CY

203021P	2022Q1	22401	PASSAIC	STATE	34	\$10.00	\$25.00	\$80.00	\$75.00
---------	--------	-------	---------	-------	----	---------	---------	---------	---------

	2022Q2	22129	MORRIS	STBGP-FLEX-0046 (351)	57	\$130.00	\$40.00	\$100.11	\$45.00
		22117	PASSAIC	NHP-0020 (301)	6,383	\$1.00	\$0.01	\$59.00	\$20.00

	2022Q3	22137	UNION	NHP-0022 (353)	1,148	\$10.00	\$13.50	\$10.00	\$32.00
--	--------	-------	-------	----------------	-------	---------	---------	---------	---------

	2022Q4	22152	WARREN	CMAQ-0046 (353)	17	\$180.00	\$50.00	\$20.00	\$90.00
--	--------	-------	--------	-----------------	----	----------	---------	---------	---------

-----  
 GEOTEXTILE / SY

203040M	2022Q1	22401	PASSAIC	STATE	500	\$1.00	\$1.00	\$1.00	\$2.20
		22402	UNION	STATE	500	\$1.00	\$0.15	\$1.00	\$2.20
	2022Q2	22117	PASSAIC	NHP-0020 (301)	17,275	\$3.00	\$2.25	\$3.00	\$1.00
	2022Q3	22137	UNION	NHP-0022 (353)	3,854	\$2.10	\$2.50	\$5.00	\$5.00

-----  
 GEOTEXTILE, ROADWAY STABILIZATION / SY

203041P	2022Q2	22127	BERGEN	CRRSAA-FLEX-0004 (32	470	\$4.00	\$4.00	\$13.38	\$5.00
---------	--------	-------	--------	----------------------	-----	--------	--------	---------	--------

New Jersey Department of Transportation  
 Jan 2022 - Dec 2022

12:15 Tuesday, January 3, 2023 236

HISTORICAL BID PRICE LISTING  
 BY REGION

REGION: N

PAY ITEM	CALENDAR QUARTER	CONTRACT NUMBER	COUNTY LOCATION	PROJECT DESCRIPTION	BID QUANTITY	AWARD PRICE	SECOND BIDDER	THIRD BIDDER	ESTIMATE
----- GEOTEXTILE, ROADWAY STABILIZATION / SY									
203041P	(cont)	22123	BERGEN	STBGP-0208 (302)	1,318	\$5.00	\$5.00	\$2.50	\$4.00
	2022Q3	22149	MORRIS	HSIP-0015 (313)	4,394	\$3.00	\$0.55	\$1.25	\$3.00

-----  
 CONTROLLED LOW STRENGTH MATERIAL / CY

203050M	2022Q2	22123	BERGEN	STBGP-0208 (302)	140	\$1.00	\$250.00	\$250.00	\$220.00
	2022Q3	22149	MORRIS	HSIP-0015 (313)	30	\$275.00	\$200.00	\$523.90	\$480.00
		22137	UNION	NHP-0022 (353)	550	\$50.00	\$310.00	\$200.00	\$450.00

-----  
 FLOWABLE CONCRETE FILL / CY

203054M	2022Q2	22117	PASSAIC	NHP-0020 (301)	112	\$300.00	\$235.00	\$480.00	\$275.00
---------	--------	-------	---------	----------------	-----	----------	----------	----------	----------

-----  
 LIGHTWEIGHT SOIL AGGREGATE / CY

203056P	2022Q2	22122	MORRIS	NHP-0015 (311)	2,200	\$150.00	\$120.00	\$120.00	\$90.00
---------	--------	-------	--------	----------------	-------	----------	----------	----------	---------

New Jersey Department of Transportation  
 Jan 2022 - Dec 2022

12:15 Tuesday, January 3, 2023 237

HISTORICAL BID PRICE LISTING  
 BY REGION

REGION: N



PAY ITEM	CALENDAR QUARTER	CONTRACT NUMBER	COUNTY LOCATION	PROJECT DESCRIPTION	BID QUANTITY	AWARD PRICE	SECOND BIDDER	THIRD BIDDER	ESTIMATE
SUBBASE / CY									
301006P	2022Q1	21140	MORRIS	100% State	20	\$100.00	\$75.00	\$200.00	\$140.00
		22101	PASSAIC	NHP-0080 (331)	123	\$80.00	\$150.00	\$125.00	\$80.00
	2022Q2	22105	UNION	NHP-0439 (303)	80	\$80.00			\$60.00
		22123	BERGEN	STBGP-0208 (302)	220	\$95.00	\$165.00	\$100.00	\$65.00
		22105	UNION	NHP-0439 (303)	977	\$80.00			\$60.00
		22127	BERGEN	CRRSAA-FLEX-0004 (32	1,364	\$70.00	\$70.00	\$81.19	\$60.00
	2022Q3	22149	MORRIS	HSIP-0015 (313)	92	\$150.00	\$42.50	\$109.30	\$95.00
	2022Q4	22152	WARREN	CMAQ-0046 (353)	40	\$160.00	\$50.00	\$120.00	\$115.00

New Jersey Department of Transportation  
Jan 2022 - Dec 2022

12:15 Tuesday, January 3, 2023 238

HISTORICAL BID PRICE LISTING  
BY REGION

REGION: N

PAY ITEM	CALENDAR QUARTER	CONTRACT NUMBER	COUNTY LOCATION	PROJECT DESCRIPTION	BID QUANTITY	AWARD PRICE	SECOND BIDDER	THIRD BIDDER	ESTIMATE
DENSE-GRADED AGGREGATE BASE COURSE, 4" T / SY									
302033P	2022Q2	22129	MORRIS	STBGP-FLEX-0046 (351)	2,401	\$18.00	\$25.00	\$19.18	\$30.00
DENSE-GRADED AGGREGATE BASE COURSE, 6" T / SY									
302036P	2022Q2	22127	BERGEN	CRRSAA-FLEX-0004 (32	546	\$15.00	\$15.00	\$16.94	\$21.00
		22117	PASSAIC	NHP-0020 (301)	11,955	\$8.50	\$20.00	\$13.00	\$10.00
	2022Q3	22149	MORRIS	HSIP-0015 (313)	1,454	\$27.50	\$6.75	\$18.85	\$21.00
DENSE-GRADED AGGREGATE BASE COURSE, 8" T / SY									
302042P	2022Q1	22101	PASSAIC	NHP-0080 (331)	289	\$35.00	\$20.00	\$22.00	\$30.00
		21140	MORRIS	100% State	440	\$20.00	\$15.00	\$15.00	\$17.00
	2022Q2	22129	MORRIS	STBGP-FLEX-0046 (351)	868	\$35.00	\$40.00	\$24.41	\$40.00
		22123	BERGEN	STBGP-0208 (302)	1,372	\$21.00	\$35.00	\$30.00	\$15.00
		22127	BERGEN	CRRSAA-FLEX-0004 (32	4,515	\$19.00	\$19.00	\$17.73	\$18.00
	2022Q3	22137	UNION	NHP-0022 (353)	3,659	\$20.50	\$10.00	\$18.00	\$20.00
	2022Q4	22152	WARREN	CMAQ-0046 (353)	170	\$40.00	\$50.00	\$55.00	\$40.00
DENSE-GRADED AGGREGATE BASE COURSE, 12" / SY									
302048P	2022Q2	22122	MORRIS	NHP-0015 (311)	1,358	\$35.00	\$20.00	\$25.00	\$25.00
		22117	PASSAIC	NHP-0020 (301)	22,996	\$12.00	\$14.50	\$16.00	\$18.00

2022Q3	22149	MORRIS	HSIP-0015 (313)	3,381	\$60.00	\$13.25	\$36.95	\$26.00
--------	-------	--------	-----------------	-------	---------	---------	---------	---------

-----  
DENSE-GRADED AGGREGATE BASE COURSE, VARI / CY

302051P	2022Q1	21139	MORRIS	NHP-0015 (310)	61	\$300.00			\$40.00
		22401	PASSAIC	STATE	100	\$5.00	\$30.00	\$42.00	\$65.00
		22402	UNION	STATE	100	\$35.00	\$5.00	\$30.00	\$65.00

New Jersey Department of Transportation  
Jan 2022 - Dec 2022

12:15 Tuesday, January 3, 2023 239

HISTORICAL BID PRICE LISTING  
BY REGION

REGION: N

PAY ITEM	CALENDAR QUARTER	CONTRACT NUMBER	COUNTY LOCATION	PROJECT DESCRIPTION	BID QUANTITY	AWARD PRICE	SECOND BIDDER	THIRD BIDDER	ESTIMATE
-----									
DENSE-GRADED AGGREGATE BASE COURSE, VARI / CY									
302051P	(cont)	22401	PASSAIC	STATE	350	\$2.00	\$10.00	\$60.00	\$44.00
		22402	UNION	STATE	350	\$10.00	\$1.00	\$20.00	\$44.00
	2022Q2	22115	ESSEX	NHP-0021 (353)	12	\$100.00	\$81.08	\$35.00	\$325.00
		22129	MORRIS	STBGP-FLEX-0046 (351)	254	\$130.00	\$10.00	\$92.57	\$55.00
		22117	PASSAIC	NHP-0020 (301)	270	\$50.00	\$70.00	\$75.00	\$35.00
		22122	MORRIS	NHP-0015 (311)	299	\$100.00	\$60.00	\$100.00	\$40.00
	2022Q3	22137	UNION	NHP-0022 (353)	457	\$56.00	\$45.00	\$60.00	\$50.00
	2022Q4	22145	WARREN	NHP-0094 (306)	10	\$1,000			\$50.00
		22152	WARREN	CMAQ-0046 (353)	130	\$120.00	\$50.00	\$50.00	\$45.00

-----  
COARSE AGGREGATE, SIZE NO. 57 / CY

302060P	2022Q1	21140	MORRIS	100% State	48	\$107.00	\$60.00	\$60.00	\$90.00
		22401	PASSAIC	STATE	125	\$5.00	\$10.00	\$70.00	\$81.00
		22402	UNION	STATE	125	\$10.00	\$1.00	\$20.00	\$81.00
		22101	PASSAIC	NHP-0080 (331)	2,285	\$55.00	\$60.00	\$80.00	\$61.00
	2022Q2	22117	PASSAIC	NHP-0020 (301)	2	\$40.00	\$331.00	\$240.00	\$205.00
		22117	PASSAIC	NHP-0020 (301)	22	\$40.00	\$72.00	\$240.00	\$70.00
		22122	MORRIS	NHP-0015 (311)	30	\$100.00	\$60.00	\$100.00	\$60.00
		22123	BERGEN	STBGP-0208 (302)	45	\$100.00	\$250.00	\$95.00	\$55.00
		22127	BERGEN	CRRSAA-FLEX-0004 (32)	310	\$30.00	\$30.00	\$67.12	\$37.00
	2022Q3	22137	UNION	NHP-0022 (353)	360	\$30.00	\$97.00	\$75.00	\$45.00

New Jersey Department of Transportation  
Jan 2022 - Dec 2022

12:15 Tuesday, January 3, 2023 240

HISTORICAL BID PRICE LISTING  
BY REGION

REGION: N

PAY ITEM	CALENDAR QUARTER	CONTRACT NUMBER	COUNTY LOCATION	PROJECT DESCRIPTION	BID QUANTITY	AWARD PRICE	SECOND BIDDER	THIRD BIDDER	ESTIMATE
CONCRETE BASE COURSE, 8" THICK / SY									
304003P	2022Q2	22127	BERGEN	CRRSAA-FLEX-0004 (32	69	\$225.00	\$225.00	\$252.28	\$150.00

CONCRETE BASE COURSE, 10" THICK / SY

304009P	2022Q2	22105	UNION	NHP-0439 (303)	57	\$300.00			\$150.00
		22127	BERGEN	CRRSAA-FLEX-0004 (32	64	\$260.00	\$260.00	\$286.68	\$200.00
		22105	UNION	NHP-0439 (303)	644	\$300.00			\$150.00

New Jersey Department of Transportation  
Jan 2022 - Dec 2022

12:15 Tuesday, January 3, 2023 241

HISTORICAL BID PRICE LISTING  
BY REGION

REGION: N

PAY ITEM	CALENDAR QUARTER	CONTRACT NUMBER	COUNTY LOCATION	PROJECT DESCRIPTION	BID QUANTITY	AWARD PRICE	SECOND BIDDER	THIRD BIDDER	ESTIMATE
HMA MILLING, 3" OR LESS / SY									
401009P	2022Q1	22101	PASSAIC	NHP-0080 (331)	729	\$15.00	\$25.00	\$27.00	\$10.00
		21139	MORRIS	NHP-0015 (310)	2,986	\$20.00			\$16.00
		21140	MORRIS	100% State	15,662	\$7.00	\$5.50	\$9.00	\$7.00
		22102	UNION	NHP-0022 (350)	45,601	\$4.60	\$5.35	\$3.61	\$10.00
		22402	UNION	STATE	137,133	\$3.60	\$3.90	\$3.85	\$3.50
		22401	PASSAIC	STATE	185,000	\$2.60	\$1.00	\$4.00	\$3.50
		22402	UNION	STATE	185,000	\$1.00	\$1.00	\$1.00	\$3.50
		22401	PASSAIC	STATE	257,717	\$3.25	\$4.08	\$5.00	\$3.50
	2022Q2	22127	BERGEN	CRRSAA-FLEX-0004 (32	1,183	\$25.00	\$25.00	\$25.97	\$16.00
		22129	MORRIS	STBGP-FLEX-0046 (351)	6,042	\$9.50	\$15.60	\$13.94	\$12.00
		22105	UNION	NHP-0439 (303)	6,462	\$5.25			\$8.00
		22122	MORRIS	NHP-0015 (311)	7,369	\$7.00	\$7.00	\$7.50	\$10.00
		22123	BERGEN	STBGP-0208 (302)	22,217	\$5.75	\$7.00	\$6.50	\$8.00
		22115	ESSEX	NHP-0021 (353)	58,800	\$3.70	\$6.29	\$5.20	\$6.00
		22105	UNION	NHP-0439 (303)	69,324	\$5.25			\$8.00
		22117	PASSAIC	NHP-0020 (301)	168,333	\$8.00	\$9.00	\$14.00	\$4.00
		22110	BERGEN	NHP-0017 (307)	173,920	\$3.25	\$2.60	\$4.85	\$10.00
	2022Q3	22137	UNION	NHP-0022 (353)	8,017	\$16.00	\$13.00	\$25.00	\$11.00
		22149	MORRIS	HSIP-0015 (313)	21,832	\$7.70	\$6.50	\$10.20	\$7.00
	2022Q4	22145	WARREN	NHP-0094 (306)	240	\$94.65			\$35.00
		22152	WARREN	CMAQ-0046 (353)	13,000	\$16.50	\$20.00	\$8.50	\$12.00

HMA MILLING, MORE THAN 3" TO 6" / SY

401012P	2022Q1	22401	PASSAIC	STATE	18,500	\$0.50	\$0.01	\$7.00	\$2.00
		22402	UNION	STATE	18,500	\$0.10	\$0.10	\$1.00	\$2.00

2022Q2	22122	MORRIS	NHP-0015(311)	60	\$10.00	\$9.00	\$66.00	\$45.00
	22105	UNION	NHP-0439(303)	1,620	\$6.00			\$11.00
	22123	BERGEN	STBGP-0208(302)	1,701	\$8.00	\$9.50	\$9.00	\$10.00
	22105	UNION	NHP-0439(303)	16,560	\$6.00			\$11.00
2022Q3	22137	UNION	NHP-0022(353)	4,609	\$18.50	\$22.00	\$30.00	\$12.00
	22149	MORRIS	HSIP-0015(313)	5,106	\$9.00	\$10.75	\$13.55	\$10.00

New Jersey Department of Transportation  
Jan 2022 - Dec 2022

12:15 Tuesday, January 3, 2023 242

HISTORICAL BID PRICE LISTING  
BY REGION

REGION: N

PAY ITEM	CALENDAR QUARTER	CONTRACT NUMBER	COUNTY LOCATION	PROJECT DESCRIPTION	BID QUANTITY	AWARD PRICE	SECOND BIDDER	THIRD BIDDER	ESTIMATE
HMA MILLING, MORE THAN 6" TO 9" / SY									
401014P	2022Q2	22122	MORRIS	NHP-0015(311)	38	\$11.00	\$12.00	\$26.00	\$55.00
-----									
CONCRETE MILLING / SY									
401015P	2022Q1	22402	UNION	STATE	100	\$1.00	\$10.00	\$3.85	\$10.00
		22401	PASSAIC	STATE	2,000	\$10.25	\$1.00	\$4.25	\$8.80
		22402	UNION	STATE	2,000	\$1.00	\$10.25	\$1.00	\$8.80
	2022Q2	22105	UNION	NHP-0439(303)	11,600	\$5.00			\$9.00
		22117	PASSAIC	NHP-0020(301)	17,000	\$1.00	\$6.75	\$21.00	\$1.00
	2022Q3	22137	UNION	NHP-0022(353)	100	\$20.00	\$23.00	\$24.00	\$15.00
-----									
MICRO-MILLING / SY									
401017P	2022Q1	21139	MORRIS	NHP-0015(310)	1,798	\$21.00			\$17.00
	2022Q2	22115	ESSEX	NHP-0021(353)	100,100	\$6.15	\$5.00	\$7.60	\$6.00
	2022Q4	22145	WARREN	NHP-0094(306)	386	\$150.00			\$35.00
-----									
HOT MIX ASPHALT PAVEMENT REPAIR / SY									
401021M	2022Q1	22101	PASSAIC	NHP-0080(331)	50	\$20.00	\$50.00	\$50.00	\$80.00
		22402	UNION	STATE	100	\$75.00	\$1.00	\$75.00	\$100.00
		22401	PASSAIC	STATE	357	\$1.00	\$95.00	\$45.00	\$50.00
		22401	PASSAIC	STATE	1,500	\$10.00	\$10.00	\$73.00	\$55.00
		22402	UNION	STATE	1,500	\$10.00	\$5.00	\$25.00	\$55.00
	2022Q2	22127	BERGEN	CRRSAA-FLEX-0004(32)	60	\$150.00	\$150.00	\$286.68	\$74.00
		22129	MORRIS	STBGP-FLEX-0046(351)	100	\$100.00	\$99.00	\$338.81	\$125.00
		22115	ESSEX	NHP-0021(353)	300	\$80.00	\$332.71	\$75.00	\$60.00
		22110	BERGEN	NHP-0017(307)	450	\$50.00	\$80.00	\$10.00	\$85.00
		22117	PASSAIC	NHP-0020(301)	4,600	\$1.00	\$27.00	\$80.00	\$40.00

2022Q3 22137 UNION NHP-0022(353) 100 \$50.00 \$62.00 \$50.00 \$75.00

New Jersey Department of Transportation  
Jan 2022 - Dec 2022

12:15 Tuesday, January 3, 2023 243

HISTORICAL BID PRICE LISTING  
BY REGION

REGION: N

PAY ITEM	CALENDAR QUARTER	CONTRACT NUMBER	COUNTY LOCATION	PROJECT DESCRIPTION	BID QUANTITY	AWARD PRICE	SECOND BIDDER	THIRD BIDDER	ESTIMATE
HOT MIX ASPHALT PAVEMENT REPAIR / SY									
401021M	(cont)	22149	MORRIS	HSIP-0015(313)	250	\$88.00	\$102.50	\$367.10	\$80.00
	2022Q4	22145	WARREN	NHP-0094(306)	327	\$127.81			\$200.00
		22152	WARREN	CMAQ-0046(353)	500	\$95.00	\$75.00	\$15.00	\$65.00
-----									
SEALING OF CRACKS IN HOT MIX ASPHALT SUR / LF									
401024M	2022Q1	21139	MORRIS	NHP-0015(310)	1,500	\$3.50			\$2.00
		22401	PASSAIC	STATE	2,250	\$0.20	\$0.01	\$3.00	\$1.10
		22402	UNION	STATE	2,250	\$0.01	\$0.01	\$0.85	\$1.10
	2022Q2	22115	ESSEX	NHP-0021(353)	1,000	\$1.00	\$3.50	\$2.50	\$3.00
-----									
POLYMERIZED JOINT ADHESIVE / LF									
401027M	2022Q1	22101	PASSAIC	NHP-0080(331)	1,393	\$1.00	\$2.50	\$2.50	\$2.00
		21140	MORRIS	100% State	10,000	\$0.50	\$0.50	\$1.00	\$2.00
		22102	UNION	NHP-0022(350)	22,500	\$1.12	\$0.45	\$0.45	\$1.00
		21139	MORRIS	NHP-0015(310)	70,000	\$0.01			\$0.80
		22402	UNION	STATE	178,531	\$0.01	\$0.01	\$0.22	\$0.50
		22401	PASSAIC	STATE	200,000	\$0.33	\$0.01	\$0.42	\$0.42
		22402	UNION	STATE	200,000	\$0.01	\$0.01	\$0.01	\$0.42
		22401	PASSAIC	STATE	253,000	\$0.01	\$0.34	\$0.36	\$0.40
	2022Q2	22129	MORRIS	STBGP-FLEX-0046(351)	2,533	\$1.00	\$1.25	\$3.66	\$1.00
		22122	MORRIS	NHP-0015(311)	5,665	\$0.01	\$0.10	\$0.77	\$2.00
		22123	BERGEN	STBGP-0208(302)	8,300	\$1.00	\$0.10	\$1.00	\$1.00
		22127	BERGEN	CRRSAA-FLEX-0004(32)	9,700	\$2.20	\$2.20	\$2.29	\$1.00
		22105	UNION	NHP-0439(303)	70,000	\$0.50			\$0.80
		22110	BERGEN	NHP-0017(307)	138,150	\$0.36	\$0.15	\$0.25	\$1.00
		22117	PASSAIC	NHP-0020(301)	175,000	\$0.75	\$0.70	\$0.75	\$0.50
		22115	ESSEX	NHP-0021(353)	255,000	\$0.50	\$0.29	\$0.35	\$1.00
	2022Q3	22137	UNION	NHP-0022(353)	9,500	\$2.65	\$1.00	\$1.00	\$2.00
		22149	MORRIS	HSIP-0015(313)	29,150	\$1.35	\$1.20	\$0.50	\$2.00
	2022Q4	22152	WARREN	CMAQ-0046(353)	8,100	\$4.00	\$10.00	\$2.25	\$2.00

New Jersey Department of Transportation  
Jan 2022 - Dec 2022

12:15 Tuesday, January 3, 2023 244

HISTORICAL BID PRICE LISTING

BY REGION

REGION: N

PAY ITEM	CALENDAR QUARTER	CONTRACT NUMBER	COUNTY LOCATION	PROJECT DESCRIPTION	BID QUANTITY	AWARD PRICE	SECOND BIDDER	THIRD BIDDER	ESTIMATE
-----									
TACK COAT / GAL									
401030M	2022Q1	22101	PASSAIC	NHP-0080 (331)	68	\$1.00	\$9.00	\$15.00	\$2.00
		21140	MORRIS	100% State	170	\$10.00	\$10.00	\$10.00	\$5.00
		22102	UNION	NHP-0022 (350)	7,525	\$0.01	\$0.01	\$0.01	\$1.00
		22402	UNION	STATE	20,570	\$0.01	\$0.01	\$0.01	\$1.00
		21139	MORRIS	NHP-0015 (310)	21,500	\$3.15			\$1.00
		22401	PASSAIC	STATE	35,000	\$0.01	\$0.01	\$2.50	\$1.10
		22402	UNION	STATE	35,000	\$0.01	\$0.01	\$0.01	\$1.10
		22401	PASSAIC	STATE	38,574	\$0.01	\$0.01	\$2.00	\$1.00
	2022Q2	22129	MORRIS	STBGP-FLEX-0046 (351)	187	\$4.25	\$8.00	\$5.52	\$5.00
		22105	UNION	NHP-0439 (303)	360	\$3.70			\$5.00
		22127	BERGEN	CRRSAA-FLEX-0004 (32	720	\$11.00	\$11.00	\$11.47	\$17.00
		22122	MORRIS	NHP-0015 (311)	1,100	\$9.00	\$8.00	\$5.00	\$3.00
		22105	UNION	NHP-0439 (303)	3,940	\$3.70			\$5.00
		22123	BERGEN	STBGP-0208 (302)	6,920	\$0.01	\$1.00	\$1.00	\$3.00
		22115	ESSEX	NHP-0021 (353)	9,700	\$0.01	\$0.01	\$0.01	\$1.00
		22110	BERGEN	NHP-0017 (307)	28,900	\$0.01	\$0.01	\$0.01	\$2.50
		22117	PASSAIC	NHP-0020 (301)	55,000	\$0.01	\$4.00	\$10.00	\$0.50
	2022Q3	22137	UNION	NHP-0022 (353)	3,092	\$1.05	\$4.00	\$5.00	\$3.00
		22149	MORRIS	HSIP-0015 (313)	7,100	\$5.40	\$0.01	\$4.50	\$3.00
	2022Q4	22145	WARREN	NHP-0094 (306)	60	\$25.00			\$2.50
		22152	WARREN	CMAQ-0046 (353)	3,910	\$0.01	\$0.02	\$6.00	\$2.00

-----  
PRIME COAT / GAL

401036M	2022Q1	22101	PASSAIC	NHP-0080 (331)	20	\$1.00	\$0.01	\$0.01	\$1.00
		21140	MORRIS	100% State	280	\$0.10	\$1.00	\$1.00	\$2.00
	2022Q2	22105	UNION	NHP-0439 (303)	60	\$0.01			\$2.00
		22105	UNION	NHP-0439 (303)	660	\$0.01			\$2.00
		22129	MORRIS	STBGP-FLEX-0046 (351)	667	\$0.01	\$0.01	\$7.44	\$3.00
		22122	MORRIS	NHP-0015 (311)	770	\$0.01	\$0.10	\$0.02	\$3.00
		22127	BERGEN	CRRSAA-FLEX-0004 (32	1,610	\$0.01	\$0.01	\$0.01	\$0.50
		22117	PASSAIC	NHP-0020 (301)	12,000	\$0.01	\$0.01	\$0.01	\$0.50
	2022Q3	22137	UNION	NHP-0022 (353)	414	\$0.01	\$0.01	\$1.00	\$3.00

New Jersey Department of Transportation  
Jan 2022 - Dec 2022

12:15 Tuesday, January 3, 2023 245

HISTORICAL BID PRICE LISTING  
BY REGION

REGION: N

PAY ITEM	CALENDAR QUARTER	CONTRACT NUMBER	COUNTY LOCATION	PROJECT DESCRIPTION	BID QUANTITY	AWARD PRICE	SECOND BIDDER	THIRD BIDDER	ESTIMATE
----------	------------------	-----------------	-----------------	---------------------	--------------	-------------	---------------	--------------	----------

PRIME COAT / GAL									
401036M	(cont)	22149	MORRIS	HSIP-0015 (313)	1,700	\$0.01	\$0.01	\$0.01	\$3.00
	2022Q4	22152	WARREN	CMAQ-0046 (353)	3,910	\$0.01	\$0.02	\$0.01	\$1.00

HOT MIX ASPHALT 9.5 M 64 SURFACE COURSE / T

401042M	2022Q1	22401	PASSAIC	STATE	2,000	\$97.50	\$116.50	\$93.00	\$92.00
		22402	UNION	STATE	2,000	\$124.40	\$93.50	\$123.00	\$92.00
		22402	UNION	STATE	16,487	\$97.00	\$105.25	\$95.75	\$94.00
	2022Q2	22129	MORRIS	STBGP-FLEX-0046 (351)	50	\$165.00	\$155.00	\$333.19	\$140.00

HOT MIX ASPHALT 9.5 ME SURFACE COURSE / T

401049M	2022Q1	22101	PASSAIC	NHP-0080 (331)	117	\$120.00	\$350.00	\$275.00	\$150.00
		22401	PASSAIC	STATE	2,000	\$107.00	\$124.50	\$100.00	\$90.00
		22402	UNION	STATE	2,000	\$131.50	\$95.40	\$140.00	\$90.00
	2022Q2	22129	MORRIS	STBGP-FLEX-0046 (351)	1,628	\$165.00	\$155.00	\$175.22	\$160.00

HOT MIX ASPHALT 12.5 M 64 SURFACE COURSE / T

401054M	2022Q1	21139	MORRIS	NHP-0015 (310)	1	\$1,000			\$150.00
		21140	MORRIS	100% State	3,020	\$125.00	\$90.00	\$110.00	\$100.00
		22401	PASSAIC	STATE	4,000	\$114.20	\$116.50	\$93.00	\$80.00
		22402	UNION	STATE	4,000	\$124.40	\$119.95	\$123.00	\$80.00
		22401	PASSAIC	STATE	11,935	\$91.05	\$93.57	\$98.00	\$96.00
2022Q2	22122	MORRIS	NHP-0015 (311)	238	\$150.00	\$140.00	\$162.00	\$180.00	
	22127	BERGEN	CRRSAA-FLEX-0004 (32)	645	\$155.00	\$155.00	\$171.72	\$161.00	
	22123	BERGEN	STBGP-0208 (302)	1,792	\$90.00	\$145.00	\$135.00	\$100.00	
	22110	BERGEN	NHP-0017 (307)	5,472	\$111.15	\$134.80	\$112.50	\$105.00	
	22117	PASSAIC	NHP-0020 (301)	6,201	\$150.00	\$130.00	\$175.00	\$95.00	
	22115	ESSEX	NHP-0021 (353)	7,700	\$105.45	\$127.17	\$122.00	\$95.00	
	2022Q3	22137	UNION	NHP-0022 (353)	949	\$133.00	\$210.00	\$230.00	\$136.00

New Jersey Department of Transportation  
Jan 2022 - Dec 2022

12:15 Tuesday, January 3, 2023 246

HISTORICAL BID PRICE LISTING  
BY REGION

REGION: N

PAY ITEM	CALENDAR QUARTER	CONTRACT NUMBER	COUNTY LOCATION	PROJECT DESCRIPTION	BID QUANTITY	AWARD PRICE	SECOND BIDDER	THIRD BIDDER	ESTIMATE
HOT MIX ASPHALT 12.5 M 64 SURFACE COURSE / T									
401054M	(cont)	22149	MORRIS	HSIP-0015 (313)	3,951	\$127.50	\$125.00	\$142.45	\$110.00
	2022Q4	22145	WARREN	NHP-0094 (306)	28	\$811.23			\$150.00

22152	WARREN	CMAQ-0046 (353)	1,600	\$200.00	\$200.00	\$160.00	\$120.00
-------	--------	-----------------	-------	----------	----------	----------	----------

-----  
HMA 12.5 M E SURFACE COURSE / T

401061M	2022Q1	22102	UNION	NHP-0022 (350)	225	\$118.65	\$138.00	\$120.50	\$180.00
		21139	MORRIS	NHP-0015 (310)	518	\$251.70			\$130.00
		22401	PASSAIC	STATE	4,000	\$121.05	\$124.50	\$100.00	\$84.00
		22402	UNION	STATE	4,000	\$131.50	\$129.85	\$140.00	\$84.00
		22401	PASSAIC	STATE	11,918	\$96.60	\$96.60	\$98.00	\$94.00
	2022Q2	22105	UNION	NHP-0439 (303)	776	\$130.00			\$130.00
		22122	MORRIS	NHP-0015 (311)	1,261	\$150.00	\$160.00	\$141.00	\$160.00
		22123	BERGEN	STBGP-0208 (302)	2,680	\$98.00	\$150.00	\$130.00	\$140.00
		22105	UNION	NHP-0439 (303)	9,977	\$130.00			\$130.00

-----  
HOT MIX ASPHALT 12.5 M 64 INTERMEDIATE C / T

401072M	2022Q1	22101	PASSAIC	NHP-0080 (331)	26	\$120.00	\$200.00	\$215.00	\$250.00
		21140	MORRIS	100% State	313	\$125.00	\$176.00	\$130.00	\$120.00
		22401	PASSAIC	STATE	1,000	\$99.20	\$95.00	\$92.00	\$79.00
		22402	UNION	STATE	1,000	\$95.00	\$96.35	\$115.00	\$79.00
	2022Q2	22129	MORRIS	STBGP-FLEX-0046 (351)	405	\$135.00	\$140.00	\$238.52	\$170.00
		22122	MORRIS	NHP-0015 (311)	502	\$150.00	\$140.00	\$146.00	\$145.00
	2022Q3	22149	MORRIS	HSIP-0015 (313)	2,998	\$127.50	\$115.00	\$165.90	\$110.00

-----  
HMA 9.5 M E INTERMEDIATE COURSE / T

401073M	2022Q1	22102	UNION	NHP-0022 (350)	4,148	\$118.65	\$105.00	\$120.50	\$85.00
---------	--------	-------	-------	----------------	-------	----------	----------	----------	---------

-----  
HMA 12.5 M E INTERMEDIATE COURSE / T

401079M	2022Q1	22101	PASSAIC	NHP-0080 (331)	17	\$120.00	\$210.00	\$275.00	\$250.00
---------	--------	-------	---------	----------------	----	----------	----------	----------	----------

New Jersey Department of Transportation  
Jan 2022 - Dec 2022

12:15 Tuesday, January 3, 2023 247

HISTORICAL BID PRICE LISTING  
BY REGION

REGION: N

PAY ITEM	CALENDAR QUARTER	CONTRACT NUMBER	COUNTY LOCATION	PROJECT DESCRIPTION	BID QUANTITY	AWARD PRICE	SECOND BIDDER	THIRD BIDDER	ESTIMATE
-----									
HMA 12.5 M E INTERMEDIATE COURSE / T									
401079M	2022Q2	22123	BERGEN	STBGP-0208 (302)	175	\$98.00	\$250.00	\$130.00	\$120.00
		22117	PASSAIC	NHP-0020 (301)	3,926	\$110.00	\$145.00	\$175.00	\$105.00
	2022Q3	22137	UNION	NHP-0022 (353)	2,698	\$152.00	\$120.00	\$165.00	\$140.00

-----  
HOT MIX ASPHALT 19 M 64 INTERMEDIATE COU / T



401084M	2022Q2	22127	BERGEN	CRRSAA-FLEX-0004 (32	784	\$150.00	\$150.00	\$191.91	\$122.00
-----									
HOT MIX ASPHALT 25 M 64 BASE COURSE / T									
401099M	2022Q1	22101	PASSAIC	NHP-0080 (331)	99	\$100.00	\$225.00	\$180.00	\$150.00
		21140	MORRIS	100% State	107	\$300.00	\$276.00	\$300.00	\$140.00
		22401	PASSAIC	STATE	500	\$85.00	\$95.00	\$92.00	\$75.00
		22402	UNION	STATE	500	\$85.00	\$91.10	\$130.00	\$75.00
	2022Q2	22123	BERGEN	STBGP-0208 (302)	690	\$140.00	\$245.00	\$250.00	\$90.00
		22129	MORRIS	STBGP-FLEX-0046 (351)	703	\$135.00	\$115.00	\$236.46	\$220.00
		22127	BERGEN	CRRSAA-FLEX-0004 (32	1,078	\$149.00	\$149.00	\$184.93	\$109.00
		22122	MORRIS	NHP-0015 (311)	2,837	\$135.00	\$160.00	\$118.00	\$95.00
		22117	PASSAIC	NHP-0020 (301)	15,950	\$92.00	\$133.00	\$130.00	\$68.00
	2022Q3	22149	MORRIS	HSIP-0015 (313)	1,218	\$190.00	\$160.00	\$189.10	\$100.00
		22137	UNION	NHP-0022 (353)	2,419	\$150.00	\$117.00	\$155.00	\$123.00
	2022Q4	22152	WARREN	CMAQ-0046 (353)	80	\$250.00	\$200.00	\$235.00	\$190.00

New Jersey Department of Transportation  
Jan 2022 - Dec 2022

12:15 Tuesday, January 3, 2023 248

HISTORICAL BID PRICE LISTING  
BY REGION

REGION: N

PAY ITEM	CALENDAR QUARTER	CONTRACT NUMBER	COUNTY LOCATION	PROJECT DESCRIPTION	BID QUANTITY	AWARD PRICE	SECOND BIDDER	THIRD BIDDER	ESTIMATE
-----	-----	-----	-----	-----	-----	-----	-----	-----	-----
CORE SAMPLES, HOT MIX ASPHALT / U									
401108M	2022Q1	21140	MORRIS	100% State	20	\$50.00	\$150.00	\$500.00	\$200.00
		22102	UNION	NHP-0022 (350)	42	\$125.00	\$5.00	\$150.00	\$105.00
		22402	UNION	STATE	75	\$95.00	\$135.00	\$115.00	\$110.00
		22401	PASSAIC	STATE	130	\$120.00	\$95.00	\$105.00	\$85.00
		22401	PASSAIC	STATE	250	\$1.00	\$95.00	\$102.00	\$100.00
		22402	UNION	STATE	250	\$95.00	\$1.00	\$0.01	\$100.00
	2022Q2	22129	MORRIS	STBGP-FLEX-0046 (351)	15	\$300.00	\$225.00	\$324.91	\$158.00
		22122	MORRIS	NHP-0015 (311)	25	\$110.00	\$300.00	\$110.00	\$150.00
		22123	BERGEN	STBGP-0208 (302)	25	\$300.00	\$385.00	\$325.00	\$100.00
		22127	BERGEN	CRRSAA-FLEX-0004 (32	40	\$225.00	\$225.00	\$258.01	\$6.00
		22105	UNION	NHP-0439 (303)	55	\$160.00			\$200.00
		22110	BERGEN	NHP-0017 (307)	115	\$125.00	\$300.00	\$115.00	\$150.00
		22115	ESSEX	NHP-0021 (353)	140	\$125.00	\$75.00	\$95.00	\$135.00
		22117	PASSAIC	NHP-0020 (301)	250	\$250.00	\$140.00	\$300.00	\$95.00
	2022Q3	22137	UNION	NHP-0022 (353)	20	\$210.00	\$240.00	\$300.00	\$200.00
		22149	MORRIS	HSIP-0015 (313)	45	\$220.00	\$165.00	\$154.15	\$150.00
	2022Q4	22152	WARREN	CMAQ-0046 (353)	15	\$300.00	\$500.00	\$330.00	\$196.00

-----  
HMA LONGITUDINAL JOINT REPAIR / SY

401113M	2022Q1	21139	MORRIS	NHP-0015(310)	500	\$80.00			\$75.00
	2022Q4	22145	WARREN	NHP-0094(306)	100	\$205.56			\$75.00

New Jersey Department of Transportation  
Jan 2022 - Dec 2022

12:15 Tuesday, January 3, 2023 249

HISTORICAL BID PRICE LISTING  
BY REGION

REGION: N

PAY ITEM	CALENDAR QUARTER	CONTRACT NUMBER	COUNTY LOCATION	PROJECT DESCRIPTION	BID QUANTITY	AWARD PRICE	SECOND BIDDER	THIRD BIDDER	ESTIMATE
POLYMER MODIFIED TACK COAT / GAL									
403005M	2022Q1	22102	UNION	NHP-0022(350)	7,525	\$0.01	\$5.50	\$5.48	\$6.00
	2022Q2	22115	ESSEX	NHP-0021(353)	95,500	\$0.10	\$0.01	\$6.60	\$5.00

New Jersey Department of Transportation  
Jan 2022 - Dec 2022

12:15 Tuesday, January 3, 2023 250

HISTORICAL BID PRICE LISTING  
BY REGION

REGION: N

PAY ITEM	CALENDAR QUARTER	CONTRACT NUMBER	COUNTY LOCATION	PROJECT DESCRIPTION	BID QUANTITY	AWARD PRICE	SECOND BIDDER	THIRD BIDDER	ESTIMATE
STONE MATRIX ASPHALT 12.5 MM SURFACE COU / T									
404006M	2022Q1	22101	PASSAIC	NHP-0080(331)	11	\$180.00	\$210.00	\$290.00	\$300.00
		22401	PASSAIC	STATE	1,500	\$128.55	\$155.50	\$127.00	\$120.00
		22402	UNION	STATE	1,500	\$163.75	\$137.25	\$160.00	\$120.00
		22401	PASSAIC	STATE	7,145	\$134.60	\$125.05	\$118.00	\$120.00
2022Q2	22110	BERGEN	NHP-0017(307)	16,622	\$145.00	\$172.65	\$147.00	\$135.00	
	22117	PASSAIC	NHP-0020(301)	20,436	\$155.00	\$165.00	\$220.00	\$108.00	
2022Q3	22137	UNION	NHP-0022(353)	1,307	\$210.00	\$175.00	\$205.00	\$142.00	

New Jersey Department of Transportation  
Jan 2022 - Dec 2022

12:15 Tuesday, January 3, 2023 251

HISTORICAL BID PRICE LISTING  
BY REGION

REGION: N

PAY ITEM	CALENDAR QUARTER	CONTRACT NUMBER	COUNTY LOCATION	PROJECT DESCRIPTION	BID QUANTITY	AWARD PRICE	SECOND BIDDER	THIRD BIDDER	ESTIMATE
UNDERLAYER PREPARATION / SY									
405003P	2022Q2	22127	BERGEN	CRRSAA-FLEX-0004(32)	338	\$2.00	\$2.00	\$13.10	\$8.00

HISTORICAL BID PRICE LISTING  
BY REGION

REGION: N

PAY ITEM	CALENDAR QUARTER	CONTRACT NUMBER	COUNTY LOCATION	PROJECT DESCRIPTION	BID QUANTITY	AWARD PRICE	SECOND BIDDER	THIRD BIDDER	ESTIMATE
HIGH PERFORMANCE THIN OVERLAY / T									
406005M	2022Q1	22102	UNION	NHP-0022(350)	2,770	\$156.00	\$153.00	\$190.00	\$153.00
	2022Q2	22115	ESSEX	NHP-0021(353)	22,800	\$147.45	\$179.66	\$169.00	\$145.00

HISTORICAL BID PRICE LISTING  
BY REGION

REGION: N

PAY ITEM	CALENDAR QUARTER	CONTRACT NUMBER	COUNTY LOCATION	PROJECT DESCRIPTION	BID QUANTITY	AWARD PRICE	SECOND BIDDER	THIRD BIDDER	ESTIMATE
BINDER RICH INTERMEDIATE COURSE, 4.75MM / T									
407010M	2022Q2	22117	PASSAIC	NHP-0020(301)	8,048	\$330.00	\$245.00	\$315.00	\$150.00
	2022Q3	22137	UNION	NHP-0022(353)	802	\$290.00	\$245.00	\$280.00	\$180.00

HISTORICAL BID PRICE LISTING  
BY REGION

REGION: N

PAY ITEM	CALENDAR QUARTER	CONTRACT NUMBER	COUNTY LOCATION	PROJECT DESCRIPTION	BID QUANTITY	AWARD PRICE	SECOND BIDDER	THIRD BIDDER	ESTIMATE
MICROPAVING JOINTS / LF									
421007M	2022Q1	21139	MORRIS	NHP-0015(310)	16,750	\$4.05			\$5.00
SLURRY SEAL AGGREGATE, TYPE II / T									
421010M	2022Q1	21139	MORRIS	NHP-0015(310)	1,410	\$113.55			\$167.00
SLURRY SEAL EMULSION / GAL									
421011M	2022Q1	21139	MORRIS	NHP-0015(310)	41,697	\$10.76			\$15.00

HISTORICAL BID PRICE LISTING  
BY REGION

REGION: N

PAY ITEM	CALENDAR QUARTER	CONTRACT NUMBER	COUNTY LOCATION	PROJECT DESCRIPTION	BID QUANTITY	AWARD PRICE	SECOND BIDDER	THIRD BIDDER	ESTIMATE
FOG SEAL STRIP / LF									
422004M	2022Q1	22401	PASSAIC	STATE	5,000	\$1.05	\$1.57	\$1.30	\$1.00
		22402	UNION	STATE	5,000	\$1.51	\$2.05	\$1.05	\$1.00
		22401	PASSAIC	STATE	7,840	\$1.05	\$1.39	\$1.30	\$1.00
		22402	UNION	STATE	11,127	\$1.23	\$1.05	\$1.05	\$1.50
	2022Q2	22117	PASSAIC	NHP-0020(301)	15,800	\$5.00	\$1.70	\$5.00	\$2.00
	2022Q3	22149	MORRIS	HSIP-0015(313)	650	\$11.00	\$2.75	\$2.30	\$2.00

HISTORICAL BID PRICE LISTING  
BY REGION

REGION: N

PAY ITEM	CALENDAR QUARTER	CONTRACT NUMBER	COUNTY LOCATION	PROJECT DESCRIPTION	BID QUANTITY	AWARD PRICE	SECOND BIDDER	THIRD BIDDER	ESTIMATE
CHIP SEAL PG88-22FR / SY									
424110M	2022Q4	22145	WARREN	NHP-0094(306)	153,765	\$6.92			\$6.00

HISTORICAL BID PRICE LISTING  
BY REGION

REGION: N

PAY ITEM	CALENDAR QUARTER	CONTRACT NUMBER	COUNTY LOCATION	PROJECT DESCRIPTION	BID QUANTITY	AWARD PRICE	SECOND BIDDER	THIRD BIDDER	ESTIMATE
SCRUB SEAL / SY									
425001M	2022Q4	22145	WARREN	NHP-0094(306)	153,765	\$6.92			\$7.00

HISTORICAL BID PRICE LISTING  
BY REGION

REGION: N

PAY ITEM	CALENDAR QUARTER	CONTRACT NUMBER	COUNTY LOCATION	PROJECT DESCRIPTION	BID QUANTITY	AWARD PRICE	SECOND BIDDER	THIRD BIDDER	ESTIMATE
----------	------------------	-----------------	-----------------	---------------------	--------------	-------------	---------------	--------------	----------

452004M	2022Q2	22115	ESSEX	NHP-0021 (353)	223	\$1,180	\$2,309	\$1,100	\$750.00
---------	--------	-------	-------	----------------	-----	---------	---------	---------	----------

New Jersey Department of Transportation  
Jan 2022 - Dec 2022

12:15 Tuesday, January 3, 2023 259

HISTORICAL BID PRICE LISTING  
BY REGION

REGION: N

PAY ITEM	CALENDAR QUARTER	CONTRACT NUMBER	COUNTY LOCATION	PROJECT DESCRIPTION	BID QUANTITY	AWARD PRICE	SECOND BIDDER	THIRD BIDDER	ESTIMATE
----------	------------------	-----------------	-----------------	---------------------	--------------	-------------	---------------	--------------	----------

FULL DEPTH CONCRETE PAVEMENT REPAIR, HMA / SY

453006M	2022Q1	22401	PASSAIC	STATE	100	\$20.00	\$50.00	\$285.00	\$250.00
		22402	UNION	STATE	100	\$225.00	\$32.00	\$150.00	\$200.00
		22401	PASSAIC	STATE	375	\$40.00	\$50.00	\$315.00	\$132.00
		22402	UNION	STATE	375	\$50.00	\$50.00	\$100.00	\$132.00
	2022Q2	22117	PASSAIC	NHP-0020 (301)	6,800	\$1.00	\$41.00	\$120.00	\$55.00
	2022Q3	22137	UNION	NHP-0022 (353)	50	\$140.00	\$75.00	\$50.00	\$200.00
	2022Q4	22145	WARREN	NHP-0094 (306)	50	\$500.00			\$210.00

FULL DEPTH CONCRETE PAVEMENT REPAIR, PRE / SY

453013M	2022Q2	22115	ESSEX	NHP-0021 (353)	180	\$2,285	\$2,263	\$1,300	\$400.00
---------	--------	-------	-------	----------------	-----	---------	---------	---------	----------

New Jersey Department of Transportation  
Jan 2022 - Dec 2022

12:15 Tuesday, January 3, 2023 260

HISTORICAL BID PRICE LISTING  
BY REGION

REGION: N

PAY ITEM	CALENDAR QUARTER	CONTRACT NUMBER	COUNTY LOCATION	PROJECT DESCRIPTION	BID QUANTITY	AWARD PRICE	SECOND BIDDER	THIRD BIDDER	ESTIMATE
----------	------------------	-----------------	-----------------	---------------------	--------------	-------------	---------------	--------------	----------

CLEANING AND SEALING JOINTS AND CRACKS I / LF

456006M	2022Q2	22115	ESSEX	NHP-0021 (353)	135,000	\$4.35	\$1.65	\$4.70	\$6.00
	2022Q3	22137	UNION	NHP-0022 (353)	2,000	\$1.75	\$6.00	\$3.00	\$5.00

New Jersey Department of Transportation  
Jan 2022 - Dec 2022

12:15 Tuesday, January 3, 2023 261

HISTORICAL BID PRICE LISTING  
BY REGION

REGION: N

PAY ITEM	CALENDAR QUARTER	CONTRACT NUMBER	COUNTY LOCATION	PROJECT DESCRIPTION	BID QUANTITY	AWARD PRICE	SECOND BIDDER	THIRD BIDDER	ESTIMATE
TEMPORARY SHEETING / SF									
501003P	2022Q1	21140	MORRIS	100% State	800	\$67.00	\$45.00	\$2.00	\$60.00
		22101	PASSAIC	NHP-0080 (331)	3,444	\$20.00	\$0.01	\$0.01	\$68.00
	2022Q2	22117	PASSAIC	NHP-0020 (301)	45	\$360.00	\$0.01	\$375.00	\$8.00
		22117	PASSAIC	NHP-0020 (301)	84	\$330.00	\$0.01	\$355.00	\$8.00
		22117	PASSAIC	NHP-0020 (301)	350	\$45.00	\$0.01	\$75.00	\$8.00
		22122	MORRIS	NHP-0015 (311)	1,036	\$1.00	\$1.00	\$40.00	\$80.00
		22123	BERGEN	STBGP-0208 (302)	2,050	\$1.00	\$55.00	\$25.00	\$130.00
		22127	BERGEN	CRRSAA-FLEX-0004 (32)	5,279	\$1.00	\$1.00	\$1.00	\$10.00
		22122	MORRIS	NHP-0015 (311)	5,750	\$1.00	\$1.00	\$140.00	\$55.00
	2022Q3	22137	UNION	NHP-0022 (353)	8,540	\$0.01	\$0.01	\$3.00	\$130.00

PERMANENT SHEETING / SF

501006P	2022Q2	22117	PASSAIC	NHP-0020 (301)	1,734	\$200.00	\$150.00	\$260.00	\$100.00
---------	--------	-------	---------	----------------	-------	----------	----------	----------	----------

TEMPORARY COFFERDAM / LS

501009P	2022Q2	22122	MORRIS	NHP-0015 (311)	1	\$1,325,000	\$2,683,292	\$985,000	\$350,000
---------	--------	-------	--------	----------------	---	-------------	-------------	-----------	-----------

New Jersey Department of Transportation  
Jan 2022 - Dec 2022

12:15 Tuesday, January 3, 2023 262

HISTORICAL BID PRICE LISTING  
BY REGION

REGION: N

PAY ITEM	CALENDAR QUARTER	CONTRACT NUMBER	COUNTY LOCATION	PROJECT DESCRIPTION	BID QUANTITY	AWARD PRICE	SECOND BIDDER	THIRD BIDDER	ESTIMATE
FURNISHING EQUIPMENT FOR DRIVING PILES / LS									
502003P	2022Q2	22122	MORRIS	NHP-0015 (311)	1	\$150,000	\$300,000	\$198,000	\$150,000
TEST PILE, FURNISHED / LF									
502009M	2022Q2	22122	MORRIS	NHP-0015 (311)	614	\$100.00	\$145.00	\$250.00	\$200.00
TEST PILE, DRIVEN / LF									
502012M	2022Q2	22122	MORRIS	NHP-0015 (311)	614	\$150.00	\$75.00	\$80.00	\$125.00

DYNAMIC PILE LOAD TEST / U

502018M	2022Q2 22122	MORRIS	NHP-0015(311)	9	\$3,000	\$2,250	\$5,800	\$2,500
---------	--------------	--------	---------------	---	---------	---------	---------	---------

-----  
 CAST-IN-PLACE CONCRETE PILE, FURNISHED, / LF

502030M	2022Q2 22122	MORRIS	NHP-0015(311)	6,821	\$100.00	\$145.00	\$120.00	\$50.00
---------	--------------	--------	---------------	-------	----------	----------	----------	---------

-----  
 CAST-IN-PLACE CONCRETE PILE, DRIVEN, 18" / LF

502054M	2022Q2 22122	MORRIS	NHP-0015(311)	6,821	\$80.00	\$38.00	\$115.00	\$60.00
---------	--------------	--------	---------------	-------	---------	---------	----------	---------

New Jersey Department of Transportation  
 Jan 2022 - Dec 2022 12:15 Tuesday, January 3, 2023 263

HISTORICAL BID PRICE LISTING  
 BY REGION

REGION: N

PAY ITEM	CALENDAR QUARTER	CONTRACT NUMBER	COUNTY LOCATION	PROJECT DESCRIPTION	BID QUANTITY	AWARD PRICE	SECOND BIDDER	THIRD BIDDER	ESTIMATE
PILE SHOE / U									

502207M	2022Q2 22122	MORRIS	NHP-0015(311)	126	\$750.00	\$450.00	\$500.00	\$150.00
---------	--------------	--------	---------------	-----	----------	----------	----------	----------

New Jersey Department of Transportation  
 Jan 2022 - Dec 2022 12:15 Tuesday, January 3, 2023 264

HISTORICAL BID PRICE LISTING  
 BY REGION

REGION: N

PAY ITEM	CALENDAR QUARTER	CONTRACT NUMBER	COUNTY LOCATION	PROJECT DESCRIPTION	BID QUANTITY	AWARD PRICE	SECOND BIDDER	THIRD BIDDER	ESTIMATE
RESTRIKE WITH PDA AND CAPWAP ANALYSIS / U									

502307M	2022Q2 22122	MORRIS	NHP-0015(311)	2	\$15,000	\$12,000	\$6,500	\$5,000
---------	--------------	--------	---------------	---	----------	----------	---------	---------

New Jersey Department of Transportation  
 Jan 2022 - Dec 2022 12:15 Tuesday, January 3, 2023 265

HISTORICAL BID PRICE LISTING  
 BY REGION

REGION: N

PAY ITEM	CALENDAR QUARTER	CONTRACT NUMBER	COUNTY LOCATION	PROJECT DESCRIPTION	BID QUANTITY	AWARD PRICE	SECOND BIDDER	THIRD BIDDER	ESTIMATE
FURNISHING DRILLED SHAFT EQUIPMENT / LS									

503003P	2022Q2 22117	PASSAIC	NHP-0020(301)	1	\$55,000	\$100,000	\$15,000	\$15,000
	22117	PASSAIC	NHP-0020(301)	1	\$8,500	\$100,000	\$25,000	\$6,000
	22117	PASSAIC	NHP-0020(301)	1	\$8,500	\$100,000	\$25,000	\$6,000
	22117	PASSAIC	NHP-0020(301)	1	\$8,500	\$100,000	\$25,000	\$6,000

22117	PASSAIC	NHP-0020 (301)	1	\$8,500	\$100,000	\$150,000	\$15,000
-------	---------	----------------	---	---------	-----------	-----------	----------

-----  
 CROSSHOLE SONIC LOGGING / U

503012M	2022Q2	22117	PASSAIC	NHP-0020 (301)	1	\$5,000	\$4,450	\$5,000	\$340.00
		22117	PASSAIC	NHP-0020 (301)	1	\$5,000	\$4,400	\$5,000	\$340.00
		22117	PASSAIC	NHP-0020 (301)	1	\$5,000	\$4,400	\$5,000	\$340.00
		22117	PASSAIC	NHP-0020 (301)	4	\$5,000	\$3,750	\$3,000	\$565.00

-----  
 SHAFT CORING / LF

503015M	2022Q2	22117	PASSAIC	NHP-0020 (301)	4	\$160.00	\$565.00	\$625.00	\$55.00
		22117	PASSAIC	NHP-0020 (301)	5	\$160	\$562	\$5,625	\$55.00
		22117	PASSAIC	NHP-0020 (301)	5	\$160.00	\$560.00	\$625.00	\$55.00
		22117	PASSAIC	NHP-0020 (301)	29	\$160.00	\$575.00	\$140.00	\$55.00

-----  
 DRILLED SHAFT IN SOIL 36" DIAMETER / LF

503018M	2022Q2	22117	PASSAIC	NHP-0020 (301)	116	\$1,600	\$780	\$1,700	\$785.00
---------	--------	-------	---------	----------------	-----	---------	-------	---------	----------

-----  
 DRILLED SHAFT IN SOIL 48" DIAMETER / LF

503021M	2022Q2	22117	PASSAIC	NHP-0020 (301)	655	\$1,500	\$525	\$250	\$1,500
---------	--------	-------	---------	----------------	-----	---------	-------	-------	---------

-----  
 DRILLED SHAFT IN SOIL 60" DIAMETER / LF

503027M	2022Q2	22117	PASSAIC	NHP-0020 (301)	21	\$2,650	\$1,525	\$3,100	\$1,185
		22117	PASSAIC	NHP-0020 (301)	23	\$2,310	\$1,500	\$2,500	\$1,185
		22117	PASSAIC	NHP-0020 (301)	29	\$2,310	\$1,500	\$1,200	\$1,185

New Jersey Department of Transportation  
 Jan 2022 - Dec 2022

12:15 Tuesday, January 3, 2023 266

HISTORICAL BID PRICE LISTING  
 BY REGION

REGION: N

PAY ITEM	CALENDAR QUARTER	CONTRACT NUMBER	COUNTY LOCATION	PROJECT DESCRIPTION	BID QUANTITY	AWARD PRICE	SECOND BIDDER	THIRD BIDDER	ESTIMATE
----------	------------------	-----------------	-----------------	---------------------	--------------	-------------	---------------	--------------	----------

-----  
 DRILLED SHAFT IN ROCK 36" DIAMETER / LF

503033M	2022Q2	22127	BERGEN	CRRSAA-FLEX-0004 (32	60	\$500	\$500	\$2,015	\$1,025
---------	--------	-------	--------	----------------------	----	-------	-------	---------	---------

-----  
 DRILLED SHAFT IN ROCK, 42" DIAMETER / LF

503035M	2022Q2	22117	PASSAIC	NHP-0020 (301)	400	\$3,000	\$650	\$600	\$925.00
---------	--------	-------	---------	----------------	-----	---------	-------	-------	----------

-----  
 DRILLED SHAFT IN ROCK 60" DIAMETER / LF

503042M	2022Q2	22117	PASSAIC	NHP-0020 (301)	10	\$4,800	\$1,675	\$5,200	\$4,000
---------	--------	-------	---------	----------------	----	---------	---------	---------	---------



-----  
TOMOGRAPHY / U

503051M	2022Q2	22117	PASSAIC	NHP-0020 (301)	1	\$1,800	\$2,900	\$3,200	\$750.00
		22117	PASSAIC	NHP-0020 (301)	1	\$1,800	\$2,900	\$3,000	\$750.00
		22117	PASSAIC	NHP-0020 (301)	1	\$1,800	\$2,900	\$5,000	\$750.00
		22117	PASSAIC	NHP-0020 (301)	1	\$1,800	\$2,900	\$1,400	\$750.00

New Jersey Department of Transportation  
Jan 2022 - Dec 2022

12:15 Tuesday, January 3, 2023 267

HISTORICAL BID PRICE LISTING  
BY REGION

REGION: N

PAY ITEM	CALENDAR QUARTER	CONTRACT NUMBER	COUNTY LOCATION	PROJECT DESCRIPTION	BID QUANTITY	AWARD PRICE	SECOND BIDDER	THIRD BIDDER	ESTIMATE
REINFORCEMENT STEEL / LB									
504003P	2022Q1	22101	PASSAIC	NHP-0080 (331)	201,480	\$1.55	\$2.50	\$2.15	\$2.00
	2022Q2	22122	MORRIS	NHP-0015 (311)	23,500	\$3.00	\$2.20	\$2.00	\$2.50
		22127	BERGEN	CRRSAA-FLEX-0004 (32)	34,440	\$2.00	\$2.00	\$3.02	\$2.00

-----  
REINFORCEMENT STEEL, EPOXY-COATED / LB

504006P	2022Q1	22101	PASSAIC	NHP-0080 (331)	9,191	\$2.00	\$2.50	\$2.50	\$3.00
		21140	MORRIS	100% State	202,884	\$2.00	\$2.00	\$2.00	\$3.00
504006P	2022Q2	22117	PASSAIC	NHP-0020 (301)	1,728	\$2.50	\$2.40	\$2.25	\$3.00
		22117	PASSAIC	NHP-0020 (301)	2,680	\$2.50	\$2.40	\$3.00	\$3.00
	22123	BERGEN	STBGP-0208 (302)	3,450	\$5.00	\$5.00	\$3.00	\$3.00	
	22117	PASSAIC	NHP-0020 (301)	3,882	\$2.50	\$2.40	\$2.00	\$3.00	
	22117	PASSAIC	NHP-0020 (301)	3,966	\$2.50	\$2.40	\$3.00	\$3.00	
	22117	PASSAIC	NHP-0020 (301)	5,271	\$2.50	\$2.40	\$3.00	\$3.00	
	22117	PASSAIC	NHP-0020 (301)	40,005	\$3.00	\$2.40	\$4.00	\$3.00	
	22127	BERGEN	CRRSAA-FLEX-0004 (32)	66,652	\$2.10	\$2.10	\$3.09	\$2.50	
	22122	MORRIS	NHP-0015 (311)	85,000	\$4.00	\$2.40	\$2.20	\$2.75	
	2022Q3	22137	UNION	NHP-0022 (353)	22,000	\$2.75	\$3.25	\$3.00	\$3.00

-----  
DRILL AND GROUT REINFORCEMENT STEEL / LF

504010P	2022Q1	21140	MORRIS	100% State	726	\$23.00	\$20.00	\$30.00	\$80.00
	2022Q2	22123	BERGEN	STBGP-0208 (302)	15	\$125.00	\$100.00	\$60.00	\$50.00
		22122	MORRIS	NHP-0015 (311)	30	\$60.00	\$35.00	\$250.00	\$105.00

-----  
CONCRETE FOOTING / CY

504015P	2022Q1	22101	PASSAIC	NHP-0080 (331)	696	\$600.00	\$500.00	\$600.00	\$716.00
	2022Q2	22117	PASSAIC	NHP-0020 (301)	2	\$2,500	\$1,350	\$6,000	\$650.00

22117 PASSAIC NHP-0020(301) 3 \$2,500 \$1,200 \$3,000 \$650.00

New Jersey Department of Transportation  
Jan 2022 - Dec 2022

12:15 Tuesday, January 3, 2023 268

HISTORICAL BID PRICE LISTING  
BY REGION

REGION: N

PAY ITEM	CALENDAR QUARTER	CONTRACT NUMBER	COUNTY LOCATION	PROJECT DESCRIPTION	BID QUANTITY	AWARD PRICE	SECOND BIDDER	THIRD BIDDER	ESTIMATE
CONCRETE FOOTING / CY									
504015P	(cont)	22117	PASSAIC	NHP-0020(301)	4	\$2,500	\$1,250	\$3,000	\$650.00
		22117	PASSAIC	NHP-0020(301)	17	\$2,600	\$535	\$2,500	\$650.00
		22127	BERGEN	CRRSAA-FLEX-0004 (32)	356	\$950	\$950	\$1,015	\$653.00
		22122	MORRIS	NHP-0015(311)	384	\$1,000	\$400	\$900	\$700.00
	2022Q3	22137	UNION	NHP-0022(353)	180	\$400.00	\$485.00	\$700.00	\$1,000

CONCRETE WING WALL / CY

504018P	2022Q1	21140	MORRIS	100% State	8	\$2,900	\$5,000	\$2,500	\$2,805
		22101	PASSAIC	NHP-0080(331)	650	\$1,800	\$2,150	\$2,200	\$1,400
	2022Q2	22127	BERGEN	CRRSAA-FLEX-0004 (32)	37	\$2,000	\$2,000	\$1,782	\$2,000
		22122	MORRIS	NHP-0015(311)	191	\$1,500	\$1,600	\$2,300	\$1,050
	2022Q3	22137	UNION	NHP-0022(353)	30	\$1,200	\$1,750	\$2,400	\$2,400

CONCRETE ABUTMENT WALL / CY

504024P	2022Q1	21140	MORRIS	100% State	76	\$1,600	\$800	\$800	\$3,500
		22101	PASSAIC	NHP-0080(331)	100	\$1,200	\$500	\$1,500	\$1,400
	2022Q2	22122	MORRIS	NHP-0015(311)	214	\$1,500	\$1,600	\$2,350	\$1,150
		22127	BERGEN	CRRSAA-FLEX-0004 (32)	373	\$950.00	\$950.00	\$996.07	\$1,050

CONCRETE PIER COLUMN AND CAP, HPC / CY

504026P	2022Q2	22117	PASSAIC	NHP-0020(301)	4	\$3,575	\$1,500	\$3,800	\$1,590
		22117	PASSAIC	NHP-0020(301)	7	\$3,575	\$1,300	\$3,500	\$1,590
		22117	PASSAIC	NHP-0020(301)	7	\$3,575	\$1,200	\$3,800	\$1,590
		22117	PASSAIC	NHP-0020(301)	25	\$3,575	\$650	\$2,200	\$1,590
		22117	PASSAIC	NHP-0020(301)	27	\$2,915	\$920	\$3,000	\$1,590

CONCRETE PIER COLUMN AND CAP / CY

504027P	2022Q1	21140	MORRIS	100% State	54	\$2,300	\$2,000	\$1,800	\$2,000
---------	--------	-------	--------	------------	----	---------	---------	---------	---------

New Jersey Department of Transportation  
Jan 2022 - Dec 2022

12:15 Tuesday, January 3, 2023 269

HISTORICAL BID PRICE LISTING  
BY REGION

REGION: N

PAY ITEM	CALENDAR QUARTER	CONTRACT NUMBER	COUNTY LOCATION	PROJECT DESCRIPTION	BID QUANTITY	AWARD PRICE	SECOND BIDDER	THIRD BIDDER	ESTIMATE
CONCRETE DIAPHRAGM, HPC / CY									
504032P	2022Q1	21140	MORRIS	100% State	49	\$1,500	\$1,100	\$2,000	\$3,035
EPOXY WATERPROOFING / SY									
504036P	2022Q1	22101	PASSAIC	NHP-0080 (331)	14	\$50.00	\$75.00	\$150.00	\$47.00
		21140	MORRIS	100% State	90	\$50.00	\$53.00	\$60.00	\$110.00
	2022Q2	22117	PASSAIC	NHP-0020 (301)	4	\$200.00	\$80.00	\$225.00	\$70.00
		22117	PASSAIC	NHP-0020 (301)	11	\$200.00	\$47.00	\$225.00	\$70.00
		22117	PASSAIC	NHP-0020 (301)	17	\$200.00	\$45.00	\$225.00	\$70.00
		22117	PASSAIC	NHP-0020 (301)	17	\$200.00	\$41.00	\$170.00	\$70.00
		22117	PASSAIC	NHP-0020 (301)	31	\$200.00	\$48.00	\$225.00	\$70.00
		22122	MORRIS	NHP-0015 (311)	65	\$100.00	\$60.00	\$30.00	\$70.00
		22127	BERGEN	CRRSAA-FLEX-0004 (32)	73	\$55.00	\$55.00	\$59.63	\$56.00
CONCRETE SURFACE TREATMENT / SY									
504040P	2022Q1	22101	PASSAIC	NHP-0080 (331)	1,136	\$40.00	\$1.00	\$17.00	\$45.00
CONCRETE STAINING / SY									
504048P	2022Q1	22101	PASSAIC	NHP-0080 (331)	497	\$31.00	\$25.00	\$17.00	\$45.00
		21140	MORRIS	100% State	1,386	\$21.00	\$27.00	\$30.00	\$34.00
	2022Q2	22117	PASSAIC	NHP-0020 (301)	1,275	\$28.00	\$35.00	\$55.00	\$25.00
CONCRETE PYLON / LF									
504053P	2022Q1	22102	UNION	NHP-0022 (350)	8	\$2,660	\$2,500	\$2,415	\$1,800
		22102	UNION	NHP-0022 (350)	8	\$2,660	\$2,500	\$2,415	\$1,800

New Jersey Department of Transportation  
Jan 2022 - Dec 2022

12:15 Tuesday, January 3, 2023 270

HISTORICAL BID PRICE LISTING  
BY REGION

REGION: N

PAY ITEM	CALENDAR QUARTER	CONTRACT NUMBER	COUNTY LOCATION	PROJECT DESCRIPTION	BID QUANTITY	AWARD PRICE	SECOND BIDDER	THIRD BIDDER	ESTIMATE
PRESTRESSED CONCRETE BOX BEAM, (TYPE BI- / LF									
505027P	2022Q2	22122	MORRIS	NHP-0015(311)	458	\$600	\$1,850	\$850	\$375.00

-----  
 PRECAST CONCRETE CULVERT / LF

505057P	2022Q3	22137	UNION	NHP-0022 (353)	105	\$13,450	\$4,700	\$18,500	\$5,200
---------	--------	-------	-------	----------------	-----	----------	---------	----------	---------

-----  
 PRECAST CONCRETE RELIEF SLAB / CY

505059P	2022Q2	22129	MORRIS	STBGP-FLEX-0046 (351)	12	\$4,300	\$3,000	\$4,935	\$2,500
---------	--------	-------	--------	-----------------------	----	---------	---------	---------	---------

New Jersey Department of Transportation  
 Jan 2022 - Dec 2022

12:15 Tuesday, January 3, 2023 271

HISTORICAL BID PRICE LISTING  
 BY REGION

REGION: N

PAY ITEM	CALENDAR QUARTER	CONTRACT NUMBER	COUNTY LOCATION	PROJECT DESCRIPTION	BID QUANTITY	AWARD PRICE	SECOND BIDDER	THIRD BIDDER	ESTIMATE
----------	------------------	-----------------	-----------------	---------------------	--------------	-------------	---------------	--------------	----------

-----  
 STRUCTURAL STEEL / LS

506003P	2022Q1	21140	MORRIS	100% State	1	\$2,300,000	\$2,510,000	\$3,145,662	\$2,120,000
		22461	HUDSON	N/A	1	\$2,100,000	\$2,200,000	\$2,708,000	\$2,265,000
	2022Q2	22122	MORRIS	NHP-0015 (311)	1	\$15,000	\$95,000	\$22,000	\$14,000
		22127	BERGEN	CRRSAA-FLEX-0004 (32	1	\$4,900,000	\$4,900,000	\$5,192,092	\$4,267,526

-----  
 REINFORCED ELASTOMERIC BEARING ASSEMBLY / U

506006P	2022Q1	21140	MORRIS	100% State	30	\$4,700	\$3,800	\$5,000	\$3,410
		22122	MORRIS	NHP-0015 (311)	16	\$2,000	\$4,000	\$1,800	\$3,000
		22127	BERGEN	CRRSAA-FLEX-0004 (32	20	\$10,000	\$10,000	\$10,194	\$4,304

-----  
 SHEAR CONNECTOR / U

506012P	2022Q1	21140	MORRIS	100% State	7,020	\$5.00	\$5.00	\$5.00	\$6.00
		22127	BERGEN	CRRSAA-FLEX-0004 (32	7,712	\$5.50	\$5.50	\$6.02	\$6.00

-----  
 STEEL PEDESTRIAN BRIDGE / LS

506018P	2022Q1	22101	PASSAIC	NHP-0080 (331)	1	\$548,000	\$750,000	\$700,000	\$610,000
---------	--------	-------	---------	----------------	---	-----------	-----------	-----------	-----------

-----  
 STRONGBACK / LS

506068P	2022Q2	22127	BERGEN	CRRSAA-FLEX-0004 (32	1	\$915,000	\$915,000	\$929,807	\$465,839
---------	--------	-------	--------	----------------------	---	-----------	-----------	-----------	-----------

-----  
 TEMPORARY BEAM / LS

506070P	2022Q2	22122	MORRIS	NHP-0015 (311)	1	\$10,000	\$95,000	\$155,000	\$70,000
---------	--------	-------	--------	----------------	---	----------	----------	-----------	----------

-----  
DOWEL / U

506090P                    2022Q2 22127                    BERGEN                    CRRSAA-FLEX-0004 (32                    360                    \$55.00                    \$55.00                    \$134.60                    \$165.00

New Jersey Department of Transportation                    12:15 Tuesday, January 3, 2023 272  
Jan 2022 - Dec 2022

HISTORICAL BID PRICE LISTING  
BY REGION

REGION: N

PAY ITEM	CALENDAR QUARTER	CONTRACT NUMBER	COUNTY LOCATION	PROJECT DESCRIPTION	BID QUANTITY	AWARD PRICE	SECOND BIDDER	THIRD BIDDER	ESTIMATE
STRIP SEAL EXPANSION JOINT ASSEMBLY / LF									
507015P	2022Q1	22101	PASSAIC	NHP-0080 (331)	20	\$1,000	\$1,000	\$600	\$600.00
		21140	MORRIS	100% State	150	\$391.00	\$360.00	\$400.00	\$461.00
	2022Q2	22122	MORRIS	NHP-0015 (311)	89	\$500.00	\$650.00	\$550.00	\$410.00
		22127	BERGEN	CRRSAA-FLEX-0004 (32	143	\$900	\$900	\$1,022	\$490.00

-----  
CONCRETE BRIDGE DECK, HPC / CY

507024P	2022Q1	22101	PASSAIC	NHP-0080 (331)	40	\$1,250	\$1,500	\$2,800	\$1,200
		21140	MORRIS	100% State	629	\$1,500	\$1,350	\$1,250	\$1,220
	2022Q2	22122	MORRIS	NHP-0015 (311)	141	\$2,000	\$3,200	\$4,200	\$1,450

-----  
DATE PANEL / U

507027M	2022Q1	21140	MORRIS	100% State	2	\$1,500	\$500	\$750	\$1,800
		22101	PASSAIC	NHP-0080 (331)	2	\$20	\$1,500	\$3,391	\$1,850
	2022Q2	22127	BERGEN	CRRSAA-FLEX-0004 (32	2	\$4,000	\$4,000	\$2,178	\$1,100
	2022Q3	22137	UNION	NHP-0022 (353)	2	\$3,000	\$2,600	\$1,500	\$2,000

-----  
CONCRETE BRIDGE SIDEWALK, HPC / CY

507033P	2022Q1	21140	MORRIS	100% State	78	\$800	\$1,350	\$700	\$805.00
	2022Q2	22122	MORRIS	NHP-0015 (311)	35	\$900	\$200	\$1,400	\$950.00
		22127	BERGEN	CRRSAA-FLEX-0004 (32	63	\$1,250	\$1,250	\$1,374	\$800.00
	2022Q3	22137	UNION	NHP-0022 (353)	60	\$300	\$1,100	\$800	\$1,300

-----  
BARRIER PARAPET MODIFICATIONS / LF

507037P                    2022Q1 22102                    UNION                    NHP-0022 (350)                    3                    \$4,335                    \$6,500                    \$3,950                    \$3,600

New Jersey Department of Transportation                    12:15 Tuesday, January 3, 2023 273

Jan 2022 - Dec 2022

HISTORICAL BID PRICE LISTING  
BY REGION

REGION: N

PAY ITEM	CALENDAR QUARTER	CONTRACT NUMBER	COUNTY LOCATION	PROJECT DESCRIPTION	BID QUANTITY	AWARD PRICE	SECOND BIDDER	THIRD BIDDER	ESTIMATE
BARRIER PARAPET MODIFICATIONS / LF									
507037P	2022Q2	22128	ESSEX	NHP-D00S(591)	23	\$2,950	\$2,375		\$1,900
CONCRETE BRIDGE PARAPET, HPC / LF									
507039P	2022Q1	21140	MORRIS	100% State	562	\$130.00	\$215.00	\$200.00	\$366.00
	2022Q2	22117	PASSAIC	NHP-0020(301)	10	\$1,500	\$350	\$1,200	\$440.00
		22117	PASSAIC	NHP-0020(301)	10	\$1,500	\$305	\$1,200	\$440.00
		22117	PASSAIC	NHP-0020(301)	20	\$1,100	\$400	\$1,200	\$440.00
		22117	PASSAIC	NHP-0020(301)	27	\$1,100	\$300	\$2,400	\$440.00
		22122	MORRIS	NHP-0015(311)	30	\$2,000	\$1,500	\$1,600	\$500.00
		22127	BERGEN	CRRSAA-FLEX-0004 (32	493	\$380.00	\$380.00	\$427.72	\$300.00
	2022Q3	22137	UNION	NHP-0022(353)	42	\$1,300	\$675	\$800	\$600.00
CONCRETE SLEEPER SLAB / CY									
507050M	2022Q2	22122	MORRIS	NHP-0015(311)	46	\$1,200	\$1,200	\$1,400	\$720.00
CONCRETE BRIDGE APPROACH / CY									
507051P	2022Q2	22127	BERGEN	CRRSAA-FLEX-0004 (32	165	\$1,400	\$1,400	\$1,565	\$914.00
CONCRETE BRIDGE RELIEF SLAB / SY									
507054P	2022Q2	22122	MORRIS	NHP-0015(311)	247	\$400.00	\$300.00	\$500.00	\$400.00
CONC BRD DECK, LIGHTWEIGHT CORROSION / CY									
507075P	2022Q2	22127	BERGEN	CRRSAA-FLEX-0004 (32	299	\$2,250	\$2,250	\$500	\$1,100
STEEL 1 BAR BRIDGE RAILING / LF									
507082P	2022Q1	21140	MORRIS	100% State	551	\$187.00	\$133.95	\$160.00	\$188.00

New Jersey Department of Transportation  
Jan 2022 - Dec 2022

12:15 Tuesday, January 3, 2023 274



509097P                    2022Q2 22127                    BERGEN                    CRRSAA-FLEX-0004 (32                    424                    \$200.00                    \$200.00                    \$318.43                    \$250.00

New Jersey Department of Transportation  
Jan 2022 - Dec 2022

12:15 Tuesday, January 3, 2023 278

HISTORICAL BID PRICE LISTING  
BY REGION

REGION: N

PAY ITEM	CALENDAR QUARTER	CONTRACT NUMBER	COUNTY LOCATION	PROJECT DESCRIPTION	BID QUANTITY	AWARD PRICE	SECOND BIDDER	THIRD BIDDER	ESTIMATE
STEEL PEDESTRIAN BRIDGE RAILING, 4' HIGH / LF									

509114P                    2022Q1 22101                    PASSAIC                    NHP-0080 (331)                    1,300                    \$450.00                    \$500.00                    \$400.00                    \$240.00

CHAIN-LINK FENCE, TYPE IV, PVC-COATED / LF

509127P                    2022Q1 22101                    PASSAIC                    NHP-0080 (331)                    110                    \$180.00                    \$300.00                    \$250.00                    \$180.00

BRIDGE COMB RAILING (1 RAIL, STEEL) / LF

509150P                    2022Q2 22127                    BERGEN                    CRRSAA-FLEX-0004 (32                    504                    \$175.00                    \$175.00                    \$197.84                    \$160.00

New Jersey Department of Transportation  
Jan 2022 - Dec 2022

12:15 Tuesday, January 3, 2023 279

HISTORICAL BID PRICE LISTING  
BY REGION

REGION: N

PAY ITEM	CALENDAR QUARTER	CONTRACT NUMBER	COUNTY LOCATION	PROJECT DESCRIPTION	BID QUANTITY	AWARD PRICE	SECOND BIDDER	THIRD BIDDER	ESTIMATE
CANTILEVER SIGN SUPPORT, STRUCTURE NO. _ / U									

512003M	2022Q2	22117	PASSAIC	NHP-0020 (301)	1	\$128,000	\$250,000	\$150,000	\$115,000
		22117	PASSAIC	NHP-0020 (301)	1	\$115,000	\$250,000	\$150,000	\$110,000
		22117	PASSAIC	NHP-0020 (301)	1	\$102,000	\$250,000	\$150,000	\$110,000
		22117	PASSAIC	NHP-0020 (301)	1	\$102,000	\$250,000	\$150,000	\$110,000

OVERHEAD SIGN SUPPORT, STRUCTURE NO. \_\_\_ / U

512012M                    2022Q2 22117                    PASSAIC                    NHP-0020 (301)                    1                    \$182,000                    \$400,000                    \$250,000                    \$170,000

New Jersey Department of Transportation  
Jan 2022 - Dec 2022

12:15 Tuesday, January 3, 2023 280

HISTORICAL BID PRICE LISTING  
BY REGION

REGION: N

CALENDAR CONTRACT	COUNTY	PROJECT	BID	AWARD	SECOND	THIRD
-------------------	--------	---------	-----	-------	--------	-------



PAY ITEM	QUARTER	NUMBER	LOCATION	DESCRIPTION	QUANTITY	PRICE	BIDDER	BIDDER	ESTIMATE
RETAINING WALL, CAST-IN-PLACE, LOCATION / SF									
513006P	2022Q2	22117	PASSAIC	NHP-0020(301)	8,205	\$220.00	\$285.00	\$628.00	\$190.00

LANDSCAPE RETAINING WALL / SF

513015P	2022Q2	22129	MORRIS	STBGP-FLEX-0046(351)	560	\$100.00	\$175.00	\$116.75	\$230.00
---------	--------	-------	--------	----------------------	-----	----------	----------	----------	----------

New Jersey Department of Transportation  
Jan 2022 - Dec 2022

12:15 Tuesday, January 3, 2023 281

HISTORICAL BID PRICE LISTING  
BY REGION

REGION: N

PAY ITEM	CALENDAR QUARTER	CONTRACT NUMBER	COUNTY LOCATION	PROJECT DESCRIPTION	BID QUANTITY	AWARD PRICE	SECOND BIDDER	THIRD BIDDER	ESTIMATE
TEMPORARY SUPPORT / LS									
514015P	2022Q2	22127	BERGEN	CRRSAA-FLEX-0004 (32)	1	\$250,000	\$250,000	\$172,800	\$93,797
		22127	BERGEN	CRRSAA-FLEX-0004 (32)	1	\$15,000	\$15,000	\$151,503	\$33,116

TEMPORARY STRUCTURE, UTILITIES SUPPORT / LS

514017P	2022Q3	22137	UNION	NHP-0022(353)	1	\$30,000	\$31,000	\$145,000	\$30,000
---------	--------	-------	-------	---------------	---	----------	----------	-----------	----------

New Jersey Department of Transportation  
Jan 2022 - Dec 2022

12:15 Tuesday, January 3, 2023 282

HISTORICAL BID PRICE LISTING  
BY REGION

REGION: N

PAY ITEM	CALENDAR QUARTER	CONTRACT NUMBER	COUNTY LOCATION	PROJECT DESCRIPTION	BID QUANTITY	AWARD PRICE	SECOND BIDDER	THIRD BIDDER	ESTIMATE
CONCRETE DECK REPAIR, TYPE B / SF									
551006M	2022Q2	22117	PASSAIC	NHP-0020(301)	675	\$135.00	\$95.00	\$120.00	\$105.00

PARAPET MODIFICATIONS / LF

551080P	2022Q2	22128	ESSEX	NHP-D00S(591)	6	\$3,500	\$4,150		\$1,800
		22117	PASSAIC	NHP-0020(301)	10	\$3,500	\$2,968	\$1,325	\$2,000
		22128	ESSEX	NHP-D00S(591)	12	\$3,500	\$4,150		\$1,800
		22117	PASSAIC	NHP-0020(301)	13	\$2,000	\$2,215	\$1,200	\$2,000
		22117	PASSAIC	NHP-0020(301)	13	\$2,000	\$2,215	\$1,200	\$2,000
		22117	PASSAIC	NHP-0020(301)	14	\$2,600	\$3,710	\$1,100	\$2,000
		22117	PASSAIC	NHP-0020(301)	22	\$2,000	\$2,250	\$1,000	\$2,000
		22117	PASSAIC	NHP-0020(301)	26	\$2,000	\$2,450	\$1,000	\$2,000
		22117	PASSAIC	NHP-0020(301)	26	\$2,000	\$2,155	\$1,200	\$2,000

22117	PASSAIC	NHP-0020 (301)	36	\$2,000	\$2,425	\$1,000	\$2,000
22117	PASSAIC	NHP-0020 (301)	39	\$2,000	\$2,415	\$1,000	\$2,000

New Jersey Department of Transportation 12:15 Tuesday, January 3, 2023 283  
Jan 2022 - Dec 2022

HISTORICAL BID PRICE LISTING  
BY REGION

REGION: N

PAY ITEM	CALENDAR QUARTER	CONTRACT NUMBER	COUNTY LOCATION	PROJECT DESCRIPTION	BID QUANTITY	AWARD PRICE	SECOND BIDDER	THIRD BIDDER	ESTIMATE
PRESSURE INJECTION, CONCRETE CRACKS / LF									
552003M	2022Q1	21140	MORRIS	100% State	23	\$100.00	\$54.00	\$150.00	\$290.00

New Jersey Department of Transportation 12:15 Tuesday, January 3, 2023 284  
Jan 2022 - Dec 2022

HISTORICAL BID PRICE LISTING  
BY REGION

REGION: N

PAY ITEM	CALENDAR QUARTER	CONTRACT NUMBER	COUNTY LOCATION	PROJECT DESCRIPTION	BID QUANTITY	AWARD PRICE	SECOND BIDDER	THIRD BIDDER	ESTIMATE
CONCRETE SPALL REPAIR, TYPE 1 / SF									
555009M	2022Q1	21140	MORRIS	100% State	12	\$300.00	\$300.00	\$250.00	\$290.00

New Jersey Department of Transportation 12:15 Tuesday, January 3, 2023 285  
Jan 2022 - Dec 2022

HISTORICAL BID PRICE LISTING  
BY REGION

REGION: N

PAY ITEM	CALENDAR QUARTER	CONTRACT NUMBER	COUNTY LOCATION	PROJECT DESCRIPTION	BID QUANTITY	AWARD PRICE	SECOND BIDDER	THIRD BIDDER	ESTIMATE
RIVET REPLACEMENT / U									
558005P	2022Q1	22461	HUDSON	N/A	912	\$200.00	\$110.00	\$215.00	\$225.00

New Jersey Department of Transportation 12:15 Tuesday, January 3, 2023 286  
Jan 2022 - Dec 2022

HISTORICAL BID PRICE LISTING  
BY REGION

REGION: N

PAY ITEM	CALENDAR QUARTER	CONTRACT NUMBER	COUNTY LOCATION	PROJECT DESCRIPTION	BID QUANTITY	AWARD PRICE	SECOND BIDDER	THIRD BIDDER	ESTIMATE
----------	------------------	-----------------	-----------------	---------------------	--------------	-------------	---------------	--------------	----------

24" CORRUGATED METAL PIPE / LF

601092P                    2022Q1 21139                    MORRIS                    NHP-0015(310)                    20                    \$1,500                    \$200.00

New Jersey Department of Transportation  
Jan 2022 - Dec 2022

12:15 Tuesday, January 3, 2023 287

HISTORICAL BID PRICE LISTING  
BY REGION

REGION: N

PAY ITEM	CALENDAR QUARTER	CONTRACT NUMBER	COUNTY LOCATION	PROJECT DESCRIPTION	BID QUANTITY	AWARD PRICE	SECOND BIDDER	THIRD BIDDER	ESTIMATE
----------	------------------	-----------------	-----------------	---------------------	--------------	-------------	---------------	--------------	----------

36" CORRUGATED METAL PIPE / LF

601100P                    2022Q2 22127                    BERGEN                    CRRSAA-FLEX-0004 (32)                    42                    \$50.00                    \$50.00                    \$237.90                    \$200.00

12" REINFORCED CONCRETE PIPE / LF

601120P                    2022Q4 22152                    WARREN                    CMAQ-0046(353)                    7                    \$400.00                    \$500.00                    \$400.00                    \$85.00

15" REINFORCED CONCRETE PIPE / LF

601122P	2022Q1	22101	PASSAIC	NHP-0080(331)	107	\$100.00	\$65.00	\$100.00	\$110.00
	2022Q2	22122	MORRIS	NHP-0015(311)	14	\$150.00	\$130.00	\$300.00	\$170.00
		22123	BERGEN	STBGP-0208(302)	550	\$110.00	\$120.00	\$150.00	\$110.00
		22127	BERGEN	CRRSAA-FLEX-0004 (32)	996	\$325.00	\$325.00	\$105.27	\$96.00
		22117	PASSAIC	NHP-0020(301)	4,809	\$98.00	\$118.00	\$138.00	\$64.00
	2022Q3	22137	UNION	NHP-0022(353)	11	\$175.00	\$250.00	\$120.00	\$135.00
		22149	MORRIS	HSIP-0015(313)	1,510	\$100.00	\$98.00	\$123.85	\$110.00
	2022Q4	22152	WARREN	CMAQ-0046(353)	3	\$900	\$1,500	\$1,000	\$190.00

18" REINFORCED CONCRETE PIPE / LF

601124P	2022Q2	22122	MORRIS	NHP-0015(311)	251	\$200.00	\$190.00	\$310.00	\$145.00
		22129	MORRIS	STBGP-FLEX-0046(351)	952	\$140.00	\$100.00	\$103.48	\$115.00
		22117	PASSAIC	NHP-0020(301)	2,730	\$110.00	\$145.00	\$245.00	\$70.00
	2022Q3	22149	MORRIS	HSIP-0015(313)	86	\$175.00	\$420.00	\$328.35	\$145.00
		22137	UNION	NHP-0022(353)	656	\$70.00	\$97.00	\$75.00	\$140.00

24" REINFORCED CONCRETE PIPE / LF

601128P	2022Q2	22117	PASSAIC	NHP-0020(301)	1,398	\$135.00	\$200.00	\$305.00	\$110.00
	2022Q3	22137	UNION	NHP-0022(353)	249	\$110.00	\$170.00	\$100.00	\$160.00

New Jersey Department of Transportation  
Jan 2022 - Dec 2022

12:15 Tuesday, January 3, 2023 288

HISTORICAL BID PRICE LISTING  
BY REGION

REGION: N

PAY ITEM	CALENDAR QUARTER	CONTRACT NUMBER	COUNTY LOCATION	PROJECT DESCRIPTION	BID QUANTITY	AWARD PRICE	SECOND BIDDER	THIRD BIDDER	ESTIMATE
-----									
24" REINFORCED CONCRETE PIPE / LF									
601128P	(cont)	22149	MORRIS	HSIP-0015 (313)	1,419	\$135.00	\$125.00	\$180.95	\$125.00
-----									
30" REINFORCED CONCRETE PIPE / LF									
601132P	2022Q2	22117	PASSAIC	NHP-0020 (301)	811	\$170.00	\$192.00	\$386.00	\$115.00
	2022Q3	22149	MORRIS	HSIP-0015 (313)	400	\$135.00	\$175.00	\$126.65	\$160.00
-----									
36" REINFORCED CONCRETE PIPE / LF									
601134P	2022Q2	22117	PASSAIC	NHP-0020 (301)	329	\$240.00	\$159.00	\$485.00	\$165.00
-----									
15" REINFORCED CONCRETE PIPE, CLASS IV / LF									
601158P	2022Q2	22117	PASSAIC	NHP-0020 (301)	64	\$100.00	\$152.00	\$145.00	\$100.00
	2022Q3	22137	UNION	NHP-0022 (353)	9	\$150.00	\$305.00	\$125.00	\$135.00
-----									
18" REINFORCED CONCRETE PIPE, CLASS IV / LF									
601160P	2022Q2	22122	MORRIS	NHP-0015 (311)	23	\$225.00	\$90.00	\$350.00	\$180.00
		22117	PASSAIC	NHP-0020 (301)	163	\$112.00	\$132.00	\$250.00	\$110.00
-----									
24" REINFORCED CONCRETE PIPE, CLASS IV / LF									
601164P	2022Q2	22117	PASSAIC	NHP-0020 (301)	79	\$132.00	\$315.00	\$200.00	\$115.00

New Jersey Department of Transportation  
Jan 2022 - Dec 2022

12:15 Tuesday, January 3, 2023 289

HISTORICAL BID PRICE LISTING  
BY REGION

REGION: N

PAY ITEM	CALENDAR QUARTER	CONTRACT NUMBER	COUNTY LOCATION	PROJECT DESCRIPTION	BID QUANTITY	AWARD PRICE	SECOND BIDDER	THIRD BIDDER	ESTIMATE
-----									
24" REINFORCED CONCRETE PIPE, CLASS V / LF									
601200P	2022Q3	22149	MORRIS	HSIP-0015 (313)	65	\$200.00	\$400.00	\$159.95	\$190.00
-----									
18" HIGH DENSITY POLYETHYLENE PIPE / LF									

601250P	2022Q2 22117	PASSAIC	NHP-0020(301)	476	\$85.00	\$72.00	\$135.00	\$105.00
New Jersey Department of Transportation Jan 2022 - Dec 2022						12:15 Tuesday, January 3, 2023 290		

HISTORICAL BID PRICE LISTING  
BY REGION

REGION: N

PAY ITEM	CALENDAR QUARTER	CONTRACT NUMBER	COUNTY LOCATION	PROJECT DESCRIPTION	BID QUANTITY	AWARD PRICE	SECOND BIDDER	THIRD BIDDER	ESTIMATE
18" CORRUGATED STEEL END SECTION / U									
601300M	2022Q2	22123	BERGEN	STBGP-0208(302)	1	\$3,250	\$6,300	\$1,750	\$1,500

New Jersey Department of Transportation Jan 2022 - Dec 2022						12:15 Tuesday, January 3, 2023 291		
--	--	--	--	--	--	------------------------------------	--	--

HISTORICAL BID PRICE LISTING  
BY REGION

REGION: N

PAY ITEM	CALENDAR QUARTER	CONTRACT NUMBER	COUNTY LOCATION	PROJECT DESCRIPTION	BID QUANTITY	AWARD PRICE	SECOND BIDDER	THIRD BIDDER	ESTIMATE
SUBBASE OUTLET DRAIN / LF									
601404P	2022Q2	22127	BERGEN	CRRSAA-FLEX-0004 (32	98	\$50.00	\$50.00	\$115.87	\$52.00

8" HIGH DENSITY POLYETHYLENE PIPE / LF

601409P	2022Q1	22101	PASSAIC	NHP-0080(331)	134	\$60.00	\$32.00	\$50.00	\$50.00
---------	--------	-------	---------	---------------	-----	---------	---------	---------	---------

8" CORRUGATED STEEL UNDERDRAIN PIPE / LF

601410P	2022Q1	21140	MORRIS	100% State	165	\$42.00	\$48.00	\$50.00	\$63.00
	2022Q2	22127	BERGEN	CRRSAA-FLEX-0004 (32	14	\$150.00	\$150.00	\$118.79	\$57.00

UNDERDRAIN, TYPE F / LF

601416P	2022Q2	22127	BERGEN	CRRSAA-FLEX-0004 (32	54	\$90.00	\$90.00	\$111.07	\$33.00
---------	--------	-------	--------	----------------------	----	---------	---------	----------	---------

8" PERFORATED HD POLYETHYLENE PIPE / LF

601419P	2022Q1	22101	PASSAIC	NHP-0080(331)	850	\$35.00	\$36.00	\$30.00	\$55.00
	2022Q2	22127	BERGEN	CRRSAA-FLEX-0004 (32	193	\$80.00	\$80.00	\$63.64	\$40.00
		22122	MORRIS	NHP-0015(311)	268	\$50.00	\$50.00	\$85.00	\$35.00

New Jersey Department of Transportation						12:15 Tuesday, January 3, 2023 292		
---	--	--	--	--	--	------------------------------------	--	--

Jan 2022 - Dec 2022

HISTORICAL BID PRICE LISTING  
BY REGION

REGION: N

PAY ITEM	CALENDAR QUARTER	CONTRACT NUMBER	COUNTY LOCATION	PROJECT DESCRIPTION	BID QUANTITY	AWARD PRICE	SECOND BIDDER	THIRD BIDDER	ESTIMATE
14" X 23" REINFORCED CONCRETE ELLIPTICAL / LF									
601596P	2022Q2	22117	PASSAIC	NHP-0020(301)	117	\$148.00	\$300.00	\$360.00	\$190.00

New Jersey Department of Transportation  
Jan 2022 - Dec 2022

12:15 Tuesday, January 3, 2023 293

HISTORICAL BID PRICE LISTING  
BY REGION

REGION: N

PAY ITEM	CALENDAR QUARTER	CONTRACT NUMBER	COUNTY LOCATION	PROJECT DESCRIPTION	BID QUANTITY	AWARD PRICE	SECOND BIDDER	THIRD BIDDER	ESTIMATE
24" X 38" REINFORCED CONCRETE ELLIPTICAL / LF									
601602P	2022Q2	22117	PASSAIC	NHP-0020(301)	76	\$200.00	\$305.00	\$445.00	\$260.00

34" X 53" REINFORCED CONCRETE ELLIPTICAL / LF

601610P	2022Q2	22123	BERGEN	STBGP-0208(302)	133	\$1,950	\$375	\$2,900	\$475.00
---------	--------	-------	--------	-----------------	-----	---------	-------	---------	----------

14" X 23" REINFORCED CONCRETE ELLIPTICAL / LF

601630P	2022Q2	22122	MORRIS	NHP-0015(311)	40	\$350.00	\$350.00	\$380.00	\$220.00
		22117	PASSAIC	NHP-0020(301)	213	\$155.00	\$201.00	\$210.00	\$225.00

24" X 38" REINFORCED CONCRETE ELLIPTICAL / LF

601636P	2022Q2	22117	PASSAIC	NHP-0020(301)	41	\$220.00	\$415.00	\$425.00	\$200.00
---------	--------	-------	---------	---------------	----	----------	----------	----------	----------

VIDEO INSPECTION OF PIPE / LF

601664M	2022Q2	22117	PASSAIC	NHP-0020(301)	958	\$17.00	\$3.60	\$4.00	\$6.00
---------	--------	-------	---------	---------------	-----	---------	--------	--------	--------

CLEANING EXISTING PIPE, 10" DIAMETER / LF

601668M	2022Q2	22110	BERGEN	NHP-0017(307)	125	\$7.00	\$6.00	\$5.00	\$10.00
---------	--------	-------	--------	---------------	-----	--------	--------	--------	---------

CLEANING EXISTING PIPE, 12" TO 24" DIAMETER / LF

601670M	2022Q1	22101	PASSAIC	NHP-0080(331)	230	\$5.00	\$20.00	\$17.00	\$15.00
---------	--------	-------	---------	---------------	-----	--------	---------	---------	---------

22401	PASSAIC	STATE	500	\$5.80	\$6.50	\$6.00	\$10.00
22402	UNION	STATE	500	\$8.90	\$9.35	\$17.25	\$30.00
22102	UNION	NHP-0022 (350)	550	\$9.85	\$9.40	\$7.15	\$10.00
2022Q2 22127	BERGEN	CRRSAA-FLEX-0004 (32)	20	\$150.00	\$150.00	\$22.93	\$29.00
22129	MORRIS	STBGP-FLEX-0046 (351)	444	\$16.50	\$20.00	\$53.56	\$16.00

New Jersey Department of Transportation  
Jan 2022 - Dec 2022

12:15 Tuesday, January 3, 2023 294

HISTORICAL BID PRICE LISTING  
BY REGION

REGION: N

PAY ITEM	CALENDAR QUARTER	CONTRACT NUMBER	COUNTY LOCATION	PROJECT DESCRIPTION	BID QUANTITY	AWARD PRICE	SECOND BIDDER	THIRD BIDDER	ESTIMATE
CLEANING EXISTING PIPE, 12" TO 24" DIAME / LF									
601670M	(cont)	22122	MORRIS	NHP-0015 (311)	968	\$50.00	\$4.00	\$9.00	\$12.00
		22115	ESSEX	NHP-0021 (353)	2,055	\$7.50	\$9.75	\$8.92	\$10.00
		22117	PASSAIC	NHP-0020 (301)	12,524	\$13.00	\$9.10	\$8.00	\$5.00
		22110	BERGEN	NHP-0017 (307)	13,210	\$7.00	\$6.00	\$5.00	\$7.00
	2022Q3	22137	UNION	NHP-0022 (353)	462	\$9.50	\$10.00	\$9.00	\$10.00
		22149	MORRIS	HSIP-0015 (313)	2,910	\$7.25	\$7.75	\$9.20	\$7.00

-----  
CLEANING EXISTING PIPE, OVER 24" TO 48" / LF

601672M	2022Q2	22115	ESSEX	NHP-0021 (353)	1,080	\$16.00	\$14.65	\$17.85	\$14.00
		22117	PASSAIC	NHP-0020 (301)	1,295	\$26.00	\$19.75	\$10.00	\$11.00
		22110	BERGEN	NHP-0017 (307)	2,780	\$33.50	\$29.00	\$25.00	\$10.00
	2022Q3	22137	UNION	NHP-0022 (353)	37	\$120.00	\$123.00	\$100.00	\$35.00
		22149	MORRIS	HSIP-0015 (313)	819	\$14.25	\$14.50	\$19.85	\$10.00

-----  
CLEANING EXISTING PIPE, OVER 48" TO 72" / LF

601674M	2022Q2	22110	BERGEN	NHP-0017 (307)	1,340	\$41.60	\$36.00	\$25.00	\$15.00
---------	--------	-------	--------	----------------	-------	---------	---------	---------	---------

-----  
18" DUCTILE IRON PIPE / LF

601681M	2022Q2	22123	BERGEN	STBGP-0208 (302)	150	\$240.00	\$355.00	\$250.00	\$130.00
---------	--------	-------	--------	------------------	-----	----------	----------	----------	----------

New Jersey Department of Transportation  
Jan 2022 - Dec 2022

12:15 Tuesday, January 3, 2023 295

HISTORICAL BID PRICE LISTING  
BY REGION

REGION: N

PAY ITEM	CALENDAR QUARTER	CONTRACT NUMBER	COUNTY LOCATION	PROJECT DESCRIPTION	BID QUANTITY	AWARD PRICE	SECOND BIDDER	THIRD BIDDER	ESTIMATE
----------	------------------	-----------------	-----------------	---------------------	--------------	-------------	---------------	--------------	----------

CONCRETE HEADWALL / CY

602006P	2022Q2	22122	MORRIS	NHP-0015 (311)	6	\$2,500	\$2,500	\$1,600	\$2,000
		22123	BERGEN	STBGP-0208 (302)	55	\$2,400	\$1,450	\$1,615	\$4,000
		22117	PASSAIC	NHP-0020 (301)	280	\$2,450	\$4,500	\$2,125	\$2,100

-----  
INLET, TYPE A / U

602009M	2022Q2	22117	PASSAIC	NHP-0020 (301)	3	\$4,800	\$4,600	\$3,800	\$4,200
		22122	MORRIS	NHP-0015 (311)	4	\$6,000	\$3,000	\$5,900	\$4,300
	2022Q3	22137	UNION	NHP-0022 (353)	1	\$4,500	\$6,800	\$3,250	\$5,000

-----  
SPECIAL INLET, TYPE B / U

602011M	2022Q2	22129	MORRIS	STBGP-FLEX-0046 (351)	1	\$14,500	\$30,000	\$16,694	\$18,000
---------	--------	-------	--------	-----------------------	---	----------	----------	----------	----------

-----  
INLET, TYPE B / U

602012M	2022Q2	22129	MORRIS	STBGP-FLEX-0046 (351)	6	\$8,500	\$8,000	\$8,156	\$4,800
		22122	MORRIS	NHP-0015 (311)	8	\$7,000	\$4,000	\$6,200	\$6,200
		22127	BERGEN	CRRSAA-FLEX-0004 (32)	12	\$8,500	\$8,500	\$9,435	\$5,000
		22117	PASSAIC	NHP-0020 (301)	96	\$4,300	\$7,500	\$4,000	\$4,000
	2022Q3	22137	UNION	NHP-0022 (353)	7	\$6,000	\$7,300	\$4,000	\$4,000
		22149	MORRIS	HSIP-0015 (313)	42	\$7,500	\$5,200	\$6,448	\$5,500
	2022Q4	22152	WARREN	CMAQ-0046 (353)	2	\$10,000	\$10,000	\$10,000	\$6,009

-----  
INLET, TYPE DOUBLE B / U

602013M	2022Q2	22117	PASSAIC	NHP-0020 (301)	25	\$8,500	\$9,500	\$8,000	\$7,750
	2022Q3	22149	MORRIS	HSIP-0015 (313)	1	\$15,000	\$7,500	\$8,588	\$9,000
		22137	UNION	NHP-0022 (353)	4	\$10,000	\$10,500	\$5,500	\$10,000

-----  
INLET, TYPE E / U

602018M	2022Q1	22101	PASSAIC	NHP-0080 (331)	1	\$7,000	\$6,500	\$5,500	\$5,000
---------	--------	-------	---------	----------------	---	---------	---------	---------	---------

New Jersey Department of Transportation  
Jan 2022 - Dec 2022

12:15 Tuesday, January 3, 2023 296

HISTORICAL BID PRICE LISTING  
BY REGION

REGION: N

PAY ITEM	CALENDAR QUARTER	CONTRACT NUMBER	COUNTY LOCATION	PROJECT DESCRIPTION	BID QUANTITY	AWARD PRICE	SECOND BIDDER	THIRD BIDDER	ESTIMATE
	2022Q2	22117	PASSAIC	NHP-0020 (301)	8	\$5,000	\$6,700	\$4,500	\$5,000



	2022Q3	22149	MORRIS	HSIP-0015 (313)	1	\$8,500	\$4,100	\$6,346	\$5,000
		22137	UNION	NHP-0022 (353)	4	\$7,000	\$4,400	\$4,500	\$4,000
-----									
INLET, TYPE DOUBLE E / U									
602019M	2022Q2	22117	PASSAIC	NHP-0020 (301)	1	\$9,000	\$11,000	\$9,500	\$7,800
-----									
INLET, TYPE ES / U									
602021M	2022Q2	22122	MORRIS	NHP-0015 (311)	2	\$15,000	\$6,000	\$10,500	\$7,500
		22123	BERGEN	STBGP-0208 (302)	3	\$4,000	\$11,000	\$7,200	\$6,000
-----									
INLET, TYPE D-1 / U									
602030M	2022Q2	22117	PASSAIC	NHP-0020 (301)	48	\$4,400	\$6,000	\$5,600	\$4,500
-----									
STORM DRAIN MARKER / U									
602031M	2022Q1	22402	UNION	STATE	10	\$50.00	\$100.00	\$55.00	\$35.00
		22401	PASSAIC	STATE	22	\$75.00	\$50.00	\$16.00	\$35.00
-----									
INLET, TYPE D-2 / U									
602033M	2022Q2	22117	PASSAIC	NHP-0020 (301)	3	\$5,800	\$7,800	\$7,300	\$8,400
		22123	BERGEN	STBGP-0208 (302)	5	\$5,000	\$9,400	\$8,800	\$10,000
-----									
INLET, TYPE E-1 / U									
602036M	2022Q2	22117	PASSAIC	NHP-0020 (301)	1	\$7,500	\$7,500	\$12,000	\$5,800
-----									
INLET, TYPE A MODIFIED / U									
602042M	2022Q2	22117	PASSAIC	NHP-0020 (301)	2	\$7,500	\$9,400	\$4,500	\$6,400

New Jersey Department of Transportation  
Jan 2022 - Dec 2022

12:15 Tuesday, January 3, 2023 297

HISTORICAL BID PRICE LISTING  
BY REGION

REGION: N

PAY ITEM	CALENDAR QUARTER	CONTRACT NUMBER	COUNTY LOCATION	PROJECT DESCRIPTION	BID QUANTITY	AWARD PRICE	SECOND BIDDER	THIRD BIDDER	ESTIMATE
-----									
INLET, TYPE B-2 MODIFIED / U									
602051M	2022Q2	22122	MORRIS	NHP-0015 (311)	1	\$15,000	\$8,000	\$7,500	\$7,500
	2022Q3	22149	MORRIS	HSIP-0015 (313)	1	\$9,500	\$6,100	\$11,822	\$9,000
-----									

MANHOLE, 4' DIAMETER / U

602054M	2022Q1	22101	PASSAIC	NHP-0080 (331)	3	\$12,000	\$6,250	\$5,000	\$6,000
	2022Q2	22122	MORRIS	NHP-0015 (311)	1	\$7,500	\$4,000	\$3,000	\$8,000
		22129	MORRIS	STBGP-FLEX-0046 (351)	1	\$7,000	\$7,500	\$11,456	\$4,200
		22127	BERGEN	CRRSAA-FLEX-0004 (32)	3	\$13,500	\$13,500	\$9,025	\$6,100
		22117	PASSAIC	NHP-0020 (301)	12	\$4,000	\$5,100	\$5,000	\$5,100
	2022Q3	22149	MORRIS	HSIP-0015 (313)	1	\$8,500	\$4,000	\$9,510	\$6,000
		22137	UNION	NHP-0022 (353)	2	\$5,000	\$5,650	\$3,500	\$6,000

MANHOLE, 5' DIAMETER / U

602057M	2022Q2	22117	PASSAIC	NHP-0020 (301)	2	\$7,500	\$9,900	\$7,000	\$7,000
	2022Q3	22149	MORRIS	HSIP-0015 (313)	1	\$12,500	\$6,000	\$10,547	\$7,500

INLET CONVERTED TO MANHOLE / U

602096M	2022Q2	22122	MORRIS	NHP-0015 (311)	1	\$3,000	\$4,000	\$3,000	\$2,500
		22129	MORRIS	STBGP-FLEX-0046 (351)	1	\$2,400	\$3,000	\$3,041	\$2,900
	2022Q3	22149	MORRIS	HSIP-0015 (313)	1	\$2,400	\$3,000	\$3,693	\$2,500
	2022Q4	22152	WARREN	CMAQ-0046 (353)	1	\$2,800	\$5,000	\$4,000	\$2,500

RESET EXISTING CASTING / U

602099M	2022Q1	21139	MORRIS	NHP-0015 (310)	1	\$2,000			\$759.00
---------	--------	-------	--------	----------------	---	---------	--	--	----------

New Jersey Department of Transportation  
Jan 2022 - Dec 2022

12:15 Tuesday, January 3, 2023 298

HISTORICAL BID PRICE LISTING  
BY REGION

REGION: N

PAY ITEM	CALENDAR QUARTER	CONTRACT NUMBER	COUNTY LOCATION	PROJECT DESCRIPTION	BID QUANTITY	AWARD PRICE	SECOND BIDDER	THIRD BIDDER	ESTIMATE
RESET EXISTING CASTING / U									
602099M	(cont)	22401	PASSAIC	STATE	5	\$500	\$750	\$1,000	\$450.00
		22402	UNION	STATE	5	\$1,000	\$1,175	\$1,000	\$600.00
		22401	PASSAIC	STATE	25	\$50.00	\$50.00	\$500.00	\$825.00
		22402	UNION	STATE	25	\$50.00	\$40.00	\$50.00	\$825.00
	2022Q2	22122	MORRIS	NHP-0015 (311)	1	\$1,500	\$300	\$50	\$1,000
		22127	BERGEN	CRRSAA-FLEX-0004 (32)	1	\$725	\$725	\$1,081	\$550.00
		22115	ESSEX	NHP-0021 (353)	2	\$2,800	\$770	\$750	\$525.00
		22123	BERGEN	STBGP-0208 (302)	13	\$500.00	\$700.00	\$950.00	\$1,000
		22117	PASSAIC	NHP-0020 (301)	14	\$1,000	\$690	\$410	\$1,000
		22105	UNION	NHP-0439 (303)	19	\$750.00			\$900.00

2022Q3	22149	MORRIS	HSIP-0015 (313)	16	\$750.00	\$600.00	\$492.90	\$400.00
2022Q4	22152	WARREN	CMAQ-0046 (353)	2	\$700	\$2,500	\$2,000	\$772.00

New Jersey Department of Transportation  
Jan 2022 - Dec 2022

12:15 Tuesday, January 3, 2023 299

HISTORICAL BID PRICE LISTING  
BY REGION

REGION: N

PAY ITEM	CALENDAR QUARTER	CONTRACT NUMBER	COUNTY LOCATION	PROJECT DESCRIPTION	BID QUANTITY	AWARD PRICE	SECOND BIDDER	THIRD BIDDER	ESTIMATE
-----									
SET INLET TYPE A, CASTING / U									
602102M	2022Q1	22402	UNION	STATE	2	\$1,544	\$1,130	\$2,000	\$1,200
		22401	PASSAIC	STATE	5	\$1,405	\$1,340	\$1,300	\$1,200
		22401	PASSAIC	STATE	20	\$50	\$50	\$1,250	\$825.00
		22402	UNION	STATE	20	\$50.00	\$40.00	\$50.00	\$825.00
-----									
SET INLET TYPE B, CASTING / U									
602105M	2022Q1	21140	MORRIS	100% State	2	\$1,600	\$1,000	\$1,000	\$1,500
		21139	MORRIS	NHP-0015 (310)	10	\$3,040			\$1,000
		22401	PASSAIC	STATE	20	\$60	\$50	\$1,450	\$1,430
		22402	UNION	STATE	20	\$50.00	\$40.00	\$50.00	\$1,430
		22402	UNION	STATE	29	\$1,670	\$1,585	\$1,575	\$1,600
		22401	PASSAIC	STATE	48	\$1,650	\$1,575	\$1,550	\$1,600
	2022Q2	22127	BERGEN	CRRSAA-FLEX-0004 (32	1	\$2,300	\$2,300	\$2,175	\$710.00
		22105	UNION	NHP-0439 (303)	2	\$1,950			\$1,500
		22122	MORRIS	NHP-0015 (311)	3	\$2,500	\$1,000	\$2,500	\$1,250
		22110	BERGEN	NHP-0017 (307)	4	\$1,965	\$1,500	\$2,100	\$1,500
		22117	PASSAIC	NHP-0020 (301)	13	\$2,000	\$1,750	\$1,000	\$950.00
		22105	UNION	NHP-0439 (303)	30	\$2,000			\$1,500
	2022Q3	22137	UNION	NHP-0022 (353)	4	\$1,700	\$1,200	\$1,250	\$1,500
-----									
SET INLET TYPE E, CASTING / U									
602108M	2022Q1	22402	UNION	STATE	3	\$1,701	\$1,710	\$2,000	\$1,700
		22401	PASSAIC	STATE	5	\$1,760	\$1,680	\$1,650	\$1,700
		22401	PASSAIC	STATE	20	\$60	\$50	\$1,550	\$1,760
		22402	UNION	STATE	20	\$50.00	\$50.00	\$50.00	\$1,760
	2022Q2	22127	BERGEN	CRRSAA-FLEX-0004 (32	2	\$1,700	\$1,700	\$2,285	\$1,700
		22122	MORRIS	NHP-0015 (311)	10	\$2,500	\$1,000	\$2,000	\$900.00
	2022Q3	22137	UNION	NHP-0022 (353)	1	\$1,800	\$1,200	\$1,250	\$2,000
		22149	MORRIS	HSIP-0015 (313)	1	\$1,900	\$1,750	\$3,128	\$1,400
-----									
SET INLET TYPE ES, CASTING / U									
602111M	2022Q1	22401	PASSAIC	STATE	2	\$3,850	\$3,675	\$3,550	\$3,000

HISTORICAL BID PRICE LISTING  
BY REGION

REGION: N

PAY ITEM	CALENDAR QUARTER	CONTRACT NUMBER	COUNTY LOCATION	PROJECT DESCRIPTION	BID QUANTITY	AWARD PRICE	SECOND BIDDER	THIRD BIDDER	ESTIMATE
SET INLET TYPE ES, CASTING / U		22402	UNION	STATE	2	\$5,355	\$4,180	\$4,000	\$3,000
602111M	(cont)	22401	PASSAIC	STATE	5	\$150	\$50	\$3,450	\$2,310
		22402	UNION	STATE	5	\$50.00	\$100.00	\$50.00	\$2,310
-----									
SET MANHOLE CASTING / U									
602114M	2022Q1	22401	PASSAIC	STATE	10	\$60	\$50	\$1,500	\$990.00
		22402	UNION	STATE	10	\$50.00	\$50.00	\$50.00	\$990.00
		22401	PASSAIC	STATE	18	\$700	\$850	\$1,500	\$900.00
		22402	UNION	STATE	48	\$768	\$1,362	\$1,250	\$900.00
	2022Q2	22110	BERGEN	NHP-0017 (307)	25	\$2,100	\$1,000	\$1,400	\$1,100
	2022Q3	22137	UNION	NHP-0022 (353)	4	\$1,050	\$1,200	\$750	\$1,000
-----									
SET SQUARE FRAMED MANHOLE CASTING, CIRCU / U									
602117M	2022Q1	22402	UNION	STATE	9	\$2,475	\$1,825	\$3,000	\$1,500
		22401	PASSAIC	STATE	13	\$1,825	\$1,725	\$2,500	\$1,500
-----									
RECONSTRUCTED INLET, TYPE A, USING EXIST / U									
602120M	2022Q1	21139	MORRIS	NHP-0015 (310)	1	\$5,300			\$1,034
		22401	PASSAIC	STATE	5	\$50	\$50	\$1,250	\$800.00
		22402	UNION	STATE	5	\$50.00	\$55.00	\$50.00	\$800.00
-----									
RECONSTRUCTED INLET, TYPE B, USING EXIST / U									
602123M	2022Q1	22401	PASSAIC	STATE	5	\$50	\$50	\$1,450	\$1,000
		22402	UNION	STATE	5	\$50.00	\$55.00	\$50.00	\$1,000
	2022Q2	22122	MORRIS	NHP-0015 (311)	1	\$5,000	\$1,500	\$2,500	\$2,500
		22127	BERGEN	CRRSAA-FLEX-0004 (32)	2	\$2,250	\$2,250	\$3,765	\$550.00
	2022Q3	22137	UNION	NHP-0022 (353)	1	\$2,000	\$4,500	\$1,750	\$2,500

HISTORICAL BID PRICE LISTING  
BY REGION

REGION: N

PAY ITEM	CALENDAR QUARTER	CONTRACT NUMBER	COUNTY LOCATION	PROJECT DESCRIPTION	BID QUANTITY	AWARD PRICE	SECOND BIDDER	THIRD BIDDER	ESTIMATE
RECONSTRUCTED INLET, TYPE E, USING EXIST / U									
602129M	2022Q1	22401	PASSAIC	STATE	5	\$60	\$50	\$1,450	\$1,600
		22402	UNION	STATE	5	\$50.00	\$55.00	\$50.00	\$1,600
	2022Q2	22122	MORRIS	NHP-0015(311)	2	\$5,000	\$1,500	\$2,500	\$2,500
-----									
RECONSTRUCTED INLET, TYPE D-1, USING EXI / U									
602138M	2022Q2	22128	ESSEX	NHP-D00S(591)	1	\$6,000	\$5,677		\$2,500
-----									
RECONSTRUCTED INLET, TYPE D-2, USING EXI / U									
602141M	2022Q2	22123	BERGEN	STBGP-0208(302)	2	\$2,000	\$1,575	\$2,750	\$1,800
-----									
RECONSTRUCTED INLET, TYPE E-2, USING EXI / U									
602147M	2022Q2	22122	MORRIS	NHP-0015(311)	1	\$5,000	\$1,900	\$2,500	\$2,000
-----									
RECONSTRUCTED INLET, TYPE ____, EXIST CAST / U									
602148M	2022Q2	22123	BERGEN	STBGP-0208(302)	1	\$2,000	\$3,500	\$3,350	\$2,500
-----									
RECONSTRUCTED INLET, TYPE A, USING NEW C / U									
602150M	2022Q1	22402	UNION	STATE	2	\$2,710	\$1,735	\$1,500	\$1,800
		22401	PASSAIC	STATE	4	\$1,870	\$1,785	\$1,750	\$1,800
		22401	PASSAIC	STATE	10	\$50	\$50	\$1,650	\$1,100
		22402	UNION	STATE	10	\$50.00	\$55.00	\$50.00	\$1,100
-----									
RECONSTRUCTED INLET, TYPE B, USING NEW C / U									
602153M	2022Q1	21140	MORRIS	100% State	2	\$2,600	\$1,400	\$2,500	\$3,000
		22401	PASSAIC	STATE	20	\$70	\$50	\$2,120	\$1,600

New Jersey Department of Transportation  
Jan 2022 - Dec 2022

12:15 Tuesday, January 3, 2023 302

HISTORICAL BID PRICE LISTING  
BY REGION

REGION: N

PAY ITEM	CALENDAR QUARTER	CONTRACT NUMBER	COUNTY LOCATION	PROJECT DESCRIPTION	BID QUANTITY	AWARD PRICE	SECOND BIDDER	THIRD BIDDER	ESTIMATE
RECONSTRUCTED INLET, TYPE B, USING NEW C / U									

602153M	(cont)	22402	UNION	STATE	20	\$50.00	\$55.00	\$50.00	\$1,600
		22402	UNION	STATE	25	\$2,835	\$2,245	\$1,700	\$2,000
		22401	PASSAIC	STATE	28	\$2,343	\$2,237	\$2,200	\$2,000
	2022Q2	22127	BERGEN	CRRSAA-FLEX-0004 (32	3	\$2,900	\$2,900	\$4,859	\$1,600
		22117	PASSAIC	NHP-0020 (301)	6	\$2,500	\$2,400	\$1,800	\$1,580

-----  
RECONSTRUCTED INLET, TYPE E, USING NEW C / U

602159M	2022Q1	22402	UNION	STATE	2	\$2,835	\$2,365	\$2,500	\$2,300
		22401	PASSAIC	STATE	4	\$2,475	\$2,365	\$2,300	\$2,300
		22401	PASSAIC	STATE	10	\$60	\$50	\$2,200	\$1,650
		22402	UNION	STATE	10	\$50.00	\$55.00	\$50.00	\$1,650

-----  
RECONSTRUCTED INLET, TYPE D-1, USING NEW / U

602168M	2022Q1	22401	PASSAIC	STATE	2	\$2,530	\$2,415	\$2,350	\$2,300
---------	--------	-------	---------	-------	---	---------	---------	---------	---------

-----  
RECONSTRUCTED INLET, TYPE D-2, USING NEW / U

602171M	2022Q1	22401	PASSAIC	STATE	2	\$2,860	\$2,730	\$2,650	\$2,400
	2022Q2	22123	BERGEN	STBGP-0208 (302)	6	\$3,000	\$3,500	\$5,000	\$4,500

-----  
RECONSTRUCTED MANHOLE, USING EXISTING CA / U

602180M	2022Q1	22401	PASSAIC	STATE	5	\$50	\$50	\$1,600	\$2,200
		22402	UNION	STATE	5	\$50.00	\$50.00	\$50.00	\$2,200

-----  
RECONSTRUCTED MANHOLE, USING NEW CASTING / U

602183M	2022Q1	22401	PASSAIC	STATE	2	\$1,300	\$2,000	\$3,200	\$2,400
		22401	PASSAIC	STATE	5	\$60	\$50	\$1,950	\$1,540

New Jersey Department of Transportation 12:15 Tuesday, January 3, 2023 303  
Jan 2022 - Dec 2022

HISTORICAL BID PRICE LISTING  
BY REGION

REGION: N

PAY ITEM	CALENDAR QUARTER	CONTRACT NUMBER	COUNTY LOCATION	PROJECT DESCRIPTION	BID QUANTITY	AWARD PRICE	SECOND BIDDER	THIRD BIDDER	ESTIMATE
-----									
RECONSTRUCTED MANHOLE, USING NEW CASTING / U									
602183M	(cont)	22402	UNION	STATE	5	\$2,068	\$1,365	\$1,500	\$2,000
		22402	UNION	STATE	5	\$50.00	\$55.00	\$50.00	\$1,540
	2022Q2	22117	PASSAIC	NHP-0020 (301)	2	\$2,500	\$1,775	\$960	\$700.00

New Jersey Department of Transportation 12:15 Tuesday, January 3, 2023 304

Jan 2022 - Dec 2022

HISTORICAL BID PRICE LISTING  
BY REGION

REGION: N

PAY ITEM	CALENDAR QUARTER	CONTRACT NUMBER	COUNTY LOCATION	PROJECT DESCRIPTION	BID QUANTITY	AWARD PRICE	SECOND BIDDER	THIRD BIDDER	ESTIMATE
-----									
EXTENSION RING FOR EXISTING MANHOLE, 5' / U									
602201M	2022Q2	22115	ESSEX	NHP-0021 (353)	11	\$350.00	\$300.00	\$950.00	\$400.00
-----									
BICYCLE SAFE GRATE / U									
602210M	2022Q1	21139	MORRIS	NHP-0015 (310)	1	\$1,600			\$600.00
		22402	UNION	STATE	7	\$475.00	\$365.00	\$550.00	\$400.00
		22102	UNION	NHP-0022 (350)	17	\$350.00	\$575.00	\$640.00	\$248.00
		22401	PASSAIC	STATE	58	\$340.00	\$445.00	\$600.00	\$400.00
		22401	PASSAIC	STATE	100	\$25.00	\$50.00	\$550.00	\$275.00
		22402	UNION	STATE	100	\$50.00	\$25.00	\$375.00	\$275.00
	2022Q2	22110	BERGEN	NHP-0017 (307)	1	\$525.00	\$400.00	\$400.00	\$510.00
		22105	UNION	NHP-0439 (303)	2	\$500.00			\$750.00
		22115	ESSEX	NHP-0021 (353)	17	\$550.00	\$500.00	\$550.00	\$275.00
		22105	UNION	NHP-0439 (303)	51	\$500.00			\$750.00
-----									
CURB PIECE / U									
602213M	2022Q1	22102	UNION	NHP-0022 (350)	18	\$345.00	\$475.00	\$530.00	\$204.00
		22402	UNION	STATE	20	\$380.00	\$295.00	\$400.00	\$450.00
		21139	MORRIS	NHP-0015 (310)	21	\$1,600			\$351.00
		22401	PASSAIC	STATE	68	\$380.00	\$345.00	\$600.00	\$450.00
		22401	PASSAIC	STATE	125	\$25.00	\$50.00	\$520.00	\$275.00
		22402	UNION	STATE	125	\$50.00	\$25.00	\$350.00	\$275.00
	2022Q2	22105	UNION	NHP-0439 (303)	2	\$600.00			\$500.00
		22123	BERGEN	STBGP-0208 (302)	6	\$500.00	\$500.00	\$550.00	\$1,800
		22110	BERGEN	NHP-0017 (307)	16	\$395.00	\$600.00	\$325.00	\$500.00
		22128	ESSEX	NHP-D00S (591)	31	\$450.00	\$720.00		\$420.00
		22117	PASSAIC	NHP-0020 (301)	37	\$500.00	\$540.00	\$565.00	\$325.00
		22115	ESSEX	NHP-0021 (353)	42	\$475.00	\$500.00	\$460.00	\$285.00
		22105	UNION	NHP-0439 (303)	47	\$600.00			\$500.00
	2022Q4	22152	WARREN	CMAQ-0046 (353)	1	\$650	\$500	\$1,000	\$500.00
-----									
CLEANING DRAINAGE STRUCTURE / U									
602216M	2022Q1	22102	UNION	NHP-0022 (350)	11	\$495	\$475	\$1,000	\$272.00

New Jersey Department of Transportation  
Jan 2022 - Dec 2022

12:15 Tuesday, January 3, 2023 305

REGION: N

PAY ITEM	CALENDAR QUARTER	CONTRACT NUMBER	COUNTY LOCATION	PROJECT DESCRIPTION	BID QUANTITY	AWARD PRICE	SECOND BIDDER	THIRD BIDDER	ESTIMATE
CLEANING DRAINAGE STRUCTURE / U									
602216M	(cont)	22401	PASSAIC	STATE	21	\$590	\$1,250	\$350	\$400.00
		22401	PASSAIC	STATE	50	\$50.00	\$50.00	\$240.00	\$375.00
		22402	UNION	STATE	50	\$50.00	\$10.00	\$650.00	\$375.00
		22402	UNION	STATE	68	\$475.00	\$470.00	\$400.00	\$400.00
	2022Q2	22127	BERGEN	CRRSAA-FLEX-0004 (32	1	\$300	\$300	\$2,408	\$300.00
		22129	MORRIS	STBGP-FLEX-0046 (351)	3	\$550.00	\$700.00	\$696.22	\$400.00
		22122	MORRIS	NHP-0015 (311)	4	\$1,000	\$900	\$660	\$550.00
		22115	ESSEX	NHP-0021 (353)	40	\$495.00	\$500.00	\$882.00	\$300.00
		22117	PASSAIC	NHP-0020 (301)	229	\$350.00	\$335.00	\$750.00	\$130.00
		22110	BERGEN	NHP-0017 (307)	284	\$395.00	\$225.00	\$150.00	\$250.00
	2022Q3	22137	UNION	NHP-0022 (353)	3	\$1,050	\$1,100	\$950	\$250.00
		22149	MORRIS	HSIP-0015 (313)	32	\$530.00	\$500.00	\$319.25	\$300.00

TRENCH DRAIN / LF

602220M	2022Q1	22101	PASSAIC	NHP-0080 (331)	99	\$400.00	\$250.00	\$400.00	\$275.00
---------	--------	-------	---------	----------------	----	----------	----------	----------	----------

MANUFACTURED TREATMENT DEVICE / U

602229M	2022Q2	22117	PASSAIC	NHP-0020 (301)	5	\$70,000	\$125,000	\$75,000	\$30,000
---------	--------	-------	---------	----------------	---	----------	-----------	----------	----------

INLET, TYPE ES MODIFIED / U

602285M	2022Q2	22122	MORRIS	NHP-0015 (311)	1	\$17,500	\$6,000	\$10,500	\$7,500
---------	--------	-------	--------	----------------	---	----------	---------	----------	---------

New Jersey Department of Transportation  
Jan 2022 - Dec 2022

12:15 Tuesday, January 3, 2023 306

HISTORICAL BID PRICE LISTING  
BY REGION

REGION: N

PAY ITEM	CALENDAR QUARTER	CONTRACT NUMBER	COUNTY LOCATION	PROJECT DESCRIPTION	BID QUANTITY	AWARD PRICE	SECOND BIDDER	THIRD BIDDER	ESTIMATE
TIDAL CHECK VALVE, SIZE 24" / U									
602346M	2022Q2	22117	PASSAIC	NHP-0020 (301)	1	\$22,000	\$10,000	\$8,400	\$8,000
TIDAL CHECK VALVE, SIZE 30" / U									
602347M	2022Q2	22117	PASSAIC	NHP-0020 (301)	3	\$28,000	\$12,000	\$11,000	\$8,500



TIDAL CHECK VALVE, SIZE 36" / U

602348M 2022Q2 22117 PASSAIC NHP-0020(301) 2 \$35,000 \$15,000 \$12,000 \$9,000

New Jersey Department of Transportation  
Jan 2022 - Dec 2022

12:15 Tuesday, January 3, 2023 307

HISTORICAL BID PRICE LISTING  
BY REGION

REGION: N

PAY ITEM	CALENDAR QUARTER	CONTRACT NUMBER	COUNTY LOCATION	PROJECT DESCRIPTION	BID QUANTITY	AWARD PRICE	SECOND BIDDER	THIRD BIDDER	ESTIMATE
----------	------------------	-----------------	-----------------	---------------------	--------------	-------------	---------------	--------------	----------

CONCRETE SLOPE PROTECTION, REINFORCED, 4 / SY

603015P	2022Q1	21140	MORRIS	100% State	24	\$200.00	\$145.00	\$300.00	\$343.00
---------	--------	-------	--------	------------	----	----------	----------	----------	----------

RIPRAP STONE SLOPE PROTECTION, "THICK / SY

603017P	2022Q2	22117	PASSAIC	NHP-0020(301)	2,860	\$65.00	\$72.00	\$92.00	\$35.00
---------	--------	-------	---------	---------------	-------	---------	---------	---------	---------

RIPRAP STONE SLOPE PROTECTION, 24" THICK / SY

603024P	2022Q2	22127	BERGEN	CRRSAA-FLEX-0004 (32	113	\$100.00	\$100.00	\$200.32	\$120.00
---------	--------	-------	--------	----------------------	-----	----------	----------	----------	----------

	2022Q3	22137	UNION	NHP-0022(353)	96	\$110.00	\$150.00	\$80.00	\$130.00
--	--------	-------	-------	---------------	----	----------	----------	---------	----------

RIPRAP STONE CHANNEL PROTECTION, 12" THI / SY

603036P	2022Q1	22101	PASSAIC	NHP-0080(331)	6	\$150.00	\$100.00	\$200.00	\$75.00
---------	--------	-------	---------	---------------	---	----------	----------	----------	---------

	2022Q2	22122	MORRIS	NHP-0015(311)	36	\$75.00	\$60.00	\$250.00	\$125.00
--	--------	-------	--------	---------------	----	---------	---------	----------	----------

		22123	BERGEN	STBGP-0208(302)	53	\$150.00	\$300.00	\$100.00	\$130.00
--	--	-------	--------	-----------------	----	----------	----------	----------	----------

		22117	PASSAIC	NHP-0020(301)	299	\$75.00	\$70.00	\$150.00	\$70.00
--	--	-------	---------	---------------	-----	---------	---------	----------	---------

RIPRAP STONE CHANNEL PROTECTION, 16" THI / SY

603039P	2022Q2	22122	MORRIS	NHP-0015(311)	215	\$85.00	\$60.00	\$150.00	\$115.00
---------	--------	-------	--------	---------------	-----	---------	---------	----------	----------

New Jersey Department of Transportation  
Jan 2022 - Dec 2022

12:15 Tuesday, January 3, 2023 308

HISTORICAL BID PRICE LISTING  
BY REGION

REGION: N

PAY ITEM	CALENDAR QUARTER	CONTRACT NUMBER	COUNTY LOCATION	PROJECT DESCRIPTION	BID QUANTITY	AWARD PRICE	SECOND BIDDER	THIRD BIDDER	ESTIMATE
----------	------------------	-----------------	-----------------	---------------------	--------------	-------------	---------------	--------------	----------

GABION WALL / CY

604003P	2022Q2	22123	BERGEN	STBGP-0208(302)	65	\$400.00	\$700.00	\$500.00	\$500.00
---------	--------	-------	--------	-----------------	----	----------	----------	----------	----------

HISTORICAL BID PRICE LISTING  
BY REGION

REGION: N

PAY ITEM	CALENDAR QUARTER	CONTRACT NUMBER	COUNTY LOCATION	PROJECT DESCRIPTION	BID QUANTITY	AWARD PRICE	SECOND BIDDER	THIRD BIDDER	ESTIMATE
CHAIN-LINK FENCE, ALUMINUM-COATED STEEL, / LF									
605009P	2022Q1	22424	MORRIS	STATE	3,000	\$67.00	\$94.75		\$75.00
-----									
CHAIN-LINK FENCE, PVC-COATED STEEL, 4' H / LF									
605021P	2022Q2	22105	UNION	NHP-0439 (303)	280	\$31.00			\$60.00
-----									
CHAIN-LINK FENCE, PVC-COATED STEEL, 6' H / LF									
605027P	2022Q1	22424	MORRIS	STATE	1,500	\$67.00	\$99.25		\$79.00
	2022Q2	22117	PASSAIC	NHP-0020 (301)	60	\$110.00	\$103.00	\$45.00	\$60.00
-----									
CHAIN-LINK FENCE, 4' HIGH / LF									
605039P	2022Q1	22101	PASSAIC	NHP-0080 (331)	343	\$35.00	\$50.00	\$80.00	\$52.00
-----									
CHAIN-LINK FENCE, 6' HIGH / LF									
605045P	2022Q2	22123	BERGEN	STBGP-0208 (302)	2,057	\$54.00	\$37.00	\$75.00	\$50.00
-----									
GATE, CHAIN-LINK FENCE, ALUMINUM COATED / U									
605060M	2022Q1	22424	MORRIS	STATE	3	\$0.01	\$360.00		\$350.00
-----									
GATE, CHAIN-LINK FENCE, ALUMINUM COATED / U									
605066M	2022Q1	22424	MORRIS	STATE	3	\$0.01	\$750.00		\$400.00
-----									
GATE, CHAIN-LINK FENCE, ALUMINUM COATED / U									
605069M	2022Q1	22424	MORRIS	STATE	3	\$0.01	\$925.00		\$450.00

HISTORICAL BID PRICE LISTING  
BY REGION

REGION: N

PAY ITEM	CALENDAR QUARTER	CONTRACT NUMBER	COUNTY LOCATION	PROJECT DESCRIPTION	BID QUANTITY	AWARD PRICE	SECOND BIDDER	THIRD BIDDER	ESTIMATE
GATE, CHAIN-LINK FENCE, ALUMINUM COATED / U									
605072M	2022Q1	22424	MORRIS	STATE	3	\$0.01	\$960.00		\$500.00
GATE, CHAIN-LINK FENCE, ALUMINUM COATED / U									
605081M	2022Q1	22424	MORRIS	STATE	3	\$0	\$1,275		\$600.00
GATE, CHAIN-LINK FENCE, PVC-COATED STEEL / U									
605099M	2022Q1	22424	MORRIS	STATE	3	\$0.01	\$535.00		\$360.00

New Jersey Department of Transportation  
Jan 2022 - Dec 2022

12:15 Tuesday, January 3, 2023 311

HISTORICAL BID PRICE LISTING  
BY REGION

REGION: N

PAY ITEM	CALENDAR QUARTER	CONTRACT NUMBER	COUNTY LOCATION	PROJECT DESCRIPTION	BID QUANTITY	AWARD PRICE	SECOND BIDDER	THIRD BIDDER	ESTIMATE
GATE, CHAIN-LINK FENCE, PVC-COATED STEEL / U									
605105M	2022Q1	22424	MORRIS	STATE	3	\$0.01	\$860.00		\$410.00
GATE, CHAIN-LINK FENCE, PVC-COATED STEEL / U									
605108M	2022Q1	22424	MORRIS	STATE	3	\$0	\$1,400		\$460.00
GATE, CHAIN-LINK FENCE, PVC-COATED STEEL / U									
605111M	2022Q1	22424	MORRIS	STATE	3	\$0	\$1,450		\$630.00
GATE, CHAIN-LINK FENCE, PVC-COATED STEEL / U									
605120M	2022Q1	22424	MORRIS	STATE	3	\$0	\$1,900		\$650.00
SLIDING GATE, SECURITY FENCE, 12' WIDE / U									
605152M	2022Q1	22424	MORRIS	STATE	2	\$0	\$4,625		\$4,125
REPAIRING CHAIN-LINK FENCE / LF									
605174M	2022Q1	22424	MORRIS	STATE	2,000	\$60.00	\$74.22		\$55.00

-----									
BARRIER CURB MOUNTED FENCE / LF									
605175M	2022Q1	22424	MORRIS	STATE	770	\$150.00	\$144.65		\$115.00

-----									
TEMPORARY CHAIN-LINK FENCE, 6' HIGH / LF									
605183P	2022Q2	22117	PASSAIC	NHP-0020(301)	100	\$60.00	\$57.00	\$29.00	\$50.00

-----									
HANDRAIL / LF									
605193P	2022Q1	22101	PASSAIC	NHP-0080(331)	1,465	\$90.00	\$25.00	\$54.00	\$35.00

New Jersey Department of Transportation  
Jan 2022 - Dec 2022 12:15 Tuesday, January 3, 2023 312

HISTORICAL BID PRICE LISTING  
BY REGION

REGION: N

PAY ITEM	CALENDAR QUARTER	CONTRACT NUMBER	COUNTY LOCATION	PROJECT DESCRIPTION	BID QUANTITY	AWARD PRICE	SECOND BIDDER	THIRD BIDDER	ESTIMATE
-----	-----	-----	-----	-----	-----	-----	-----	-----	-----
WOOD STOCKADE FENCE / LF									

605195P	2022Q2	22123	BERGEN	STBGP-0208(302)	88	\$165.00	\$55.00	\$150.00	\$100.00
							New Jersey Department of Transportation Jan 2022 - Dec 2022 12:15 Tuesday, January 3, 2023 313		

HISTORICAL BID PRICE LISTING  
BY REGION

REGION: N

PAY ITEM	CALENDAR QUARTER	CONTRACT NUMBER	COUNTY LOCATION	PROJECT DESCRIPTION	BID QUANTITY	AWARD PRICE	SECOND BIDDER	THIRD BIDDER	ESTIMATE
-----	-----	-----	-----	-----	-----	-----	-----	-----	-----
DEER FENCE, TEMPORARY / LF									

605205P	2022Q3	22137	UNION	NHP-0022(353)	929	\$6.50	\$15.00	\$25.00	\$20.00
---------	--------	-------	-------	---------------	-----	--------	---------	---------	---------

-----									
RESET FENCE / LF									
605212P	2022Q1	22424	MORRIS	STATE	250	\$150.00	\$144.65		\$145.00
		22424	MORRIS	STATE	1,000	\$60.00	\$74.22		\$65.00
	2022Q2	22117	PASSAIC	NHP-0020(301)	190	\$76.00	\$70.00	\$40.00	\$75.00

-----									
VINYL PRIVACY FENCE, 6' HIGH / LF									
605230P	2022Q2	22129	MORRIS	STBGP-FLEX-0046(351)	55	\$125.00	\$75.00	\$138.17	\$20.00

New Jersey Department of Transportation 12:15 Tuesday, January 3, 2023 314

Jan 2022 - Dec 2022

HISTORICAL BID PRICE LISTING  
BY REGION

REGION: N

PAY ITEM	CALENDAR QUARTER	CONTRACT NUMBER	COUNTY LOCATION	PROJECT DESCRIPTION	BID QUANTITY	AWARD PRICE	SECOND BIDDER	THIRD BIDDER	ESTIMATE
-----									
HOT MIX ASPHALT SIDEWALK, 2" THICK / SY									
606003P	2022Q2	22122	MORRIS	NHP-0015 (311)	9	\$100.00	\$160.00	\$150.00	\$95.00
		22117	PASSAIC	NHP-0020 (301)	26	\$50.00	\$102.00	\$48.00	\$50.00
-----									
HOT MIX ASPHALT SIDEWALK, 5 1/2" THICK / SY									
606009P	2022Q1	22401	PASSAIC	STATE	2	\$150.00	\$160.00	\$160.00	\$80.00
		22402	UNION	STATE	15	\$175.00	\$110.00	\$200.00	\$130.00
	2022Q3	22149	MORRIS	HSIP-0015 (313)	20	\$115.00	\$40.00	\$169.90	\$85.00
-----									
CONCRETE SIDEWALK, 4" THICK / SY									
606012P	2022Q1	22101	PASSAIC	NHP-0080 (331)	2	\$10.00	\$300.00	\$300.00	\$150.00
		22427	BERGEN	100% STATE	250	\$80.00	\$75.00	\$200.00	\$100.00
		22401	PASSAIC	STATE	500	\$40.00	\$50.00	\$175.00	\$77.00
		22402	UNION	STATE	500	\$50.00	\$40.00	\$110.00	\$77.00
	2022Q2	22105	UNION	NHP-0439 (303)	246	\$170.00			\$160.00
		22110	BERGEN	NHP-0017 (307)	487	\$202.65	\$96.00	\$170.00	\$115.00
		22129	MORRIS	STBGP-FLEX-0046 (351)	519	\$140.00	\$150.00	\$149.95	\$80.00
		22127	BERGEN	CRRSAA-FLEX-0004 (32)	964	\$160.00	\$160.00	\$176.59	\$120.00
		22105	UNION	NHP-0439 (303)	2,390	\$170.00			\$160.00
		22117	PASSAIC	NHP-0020 (301)	3,547	\$100.00	\$115.00	\$175.00	\$85.00
	2022Q3	22137	UNION	NHP-0022 (353)	192	\$141.00	\$155.00	\$70.00	\$192.00
		22149	MORRIS	HSIP-0015 (313)	379	\$100.00	\$105.00	\$136.70	\$115.00
	2022Q4	22152	WARREN	CMAQ-0046 (353)	300	\$180.00	\$125.00	\$130.00	\$150.00
-----									
TINTED CONCRETE SIDEWALK, 4" THICK / SY									
606013P	2022Q2	22105	UNION	NHP-0439 (303)	30	\$200.00			\$300.00
		22117	PASSAIC	NHP-0020 (301)	538	\$180.00	\$140.00	\$250.00	\$125.00
	2022Q4	22152	WARREN	CMAQ-0046 (353)	125	\$250.00	\$185.00	\$105.00	\$300.00

New Jersey Department of Transportation  
Jan 2022 - Dec 2022

12:15 Tuesday, January 3, 2023 315

HISTORICAL BID PRICE LISTING  
BY REGION

REGION: N

PAY ITEM	CALENDAR QUARTER	CONTRACT NUMBER	COUNTY LOCATION	PROJECT DESCRIPTION	BID QUANTITY	AWARD PRICE	SECOND BIDDER	THIRD BIDDER	ESTIMATE
CONCRETE SIDEWALK, 6" THICK / SY									
606018P	2022Q1	22427	BERGEN	100% STATE	150	\$85.00	\$90.00	\$220.00	\$90.00
		22401	PASSAIC	STATE	250	\$40.00	\$50.00	\$175.00	\$82.00
		22402	UNION	STATE	250	\$50.00	\$40.00	\$120.00	\$82.00
		22401	PASSAIC	STATE	514	\$193.00	\$184.00	\$185.00	\$100.00
		22402	UNION	STATE	1,167	\$145.30	\$165.00	\$120.50	\$100.00
	2022Q2	22122	MORRIS	NHP-0015(311)	1	\$1,100	\$500	\$500	\$160.00

CONCRETE SIDEWALK, 8" THICK / SY									
606021P	2022Q2	22117	PASSAIC	NHP-0020(301)	153	\$200.00	\$150.00	\$200.00	\$150.00
		22128	ESSEX	NHP-D00S(591)	324	\$600.00	\$660.00		\$175.00
		22105	UNION	NHP-0439(303)	606	\$230.00			\$200.00

CONCRETE SIDEWALK, REINFORCED, 6" THICK / SY									
606024P	2022Q1	22101	PASSAIC	NHP-0080(331)	727	\$50.00	\$150.00	\$100.00	\$125.00

RESET GRANITE BLOCK / SY									
606025P	2022Q2	22105	UNION	NHP-0439(303)	119	\$135.00			\$200.00

RESET PRECAST CONCRETE PAVERS / SY									
606028P	2022Q1	22402	UNION	STATE	258	\$126.00	\$165.00	\$110.00	\$100.00
	2022Q2	22105	UNION	NHP-0439(303)	50	\$135.00			\$250.00

BRICK PAVERS / SY									
606029P	2022Q1	22427	BERGEN	100% STATE	25	\$100.00	\$16.00	\$400.00	\$175.00

HOT MIX ASPHALT DRIVEWAY, 6" THICK / SY									
606039P	2022Q1	22402	UNION	STATE	152	\$125.00	\$85.00	\$81.00	\$55.00

New Jersey Department of Transportation  
Jan 2022 - Dec 2022

12:15 Tuesday, January 3, 2023 316

HISTORICAL BID PRICE LISTING  
BY REGION

REGION: N

PAY ITEM	CALENDAR QUARTER	CONTRACT NUMBER	COUNTY LOCATION	PROJECT DESCRIPTION	BID QUANTITY	AWARD PRICE	SECOND BIDDER	THIRD BIDDER	ESTIMATE
HOT MIX ASPHALT DRIVEWAY, 6" THICK / SY									

606039P	(cont)	22401	PASSAIC	STATE	156	\$95.00	\$150.00	\$175.00	\$55.00
		22401	PASSAIC	STATE	250	\$15.00	\$10.00	\$115.00	\$77.00
		22402	UNION	STATE	250	\$10.00	\$12.00	\$90.00	\$77.00
	2022Q2	22117	PASSAIC	NHP-0020 (301)	884	\$42.00	\$95.00	\$70.00	\$40.00
	2022Q3	22149	MORRIS	HSIP-0015 (313)	1,635	\$85.00	\$105.00	\$69.10	\$90.00

-----  
HOT MIX ASPHALT DRIVEWAY, VARIABLE THICK / SY

606042P	2022Q1	22401	PASSAIC	STATE	250	\$10.00	\$10.00	\$55.00	\$60.00
		22402	UNION	STATE	250	\$10.00	\$9.00	\$74.00	\$60.00
		22402	UNION	STATE	557	\$95.00	\$55.00	\$70.00	\$35.00
		22401	PASSAIC	STATE	681	\$55.00	\$78.00	\$100.00	\$35.00
	2022Q2	22122	MORRIS	NHP-0015 (311)	223	\$65.00	\$100.00	\$55.00	\$60.00
	2022Q3	22137	UNION	NHP-0022 (353)	260	\$87.00	\$80.00	\$70.00	\$64.00
		22149	MORRIS	HSIP-0015 (313)	498	\$70.00	\$125.00	\$67.20	\$72.00

-----  
STONE OR GRAVEL DRIVEWAY, \_\_\_" THICK / SY

606044P	2022Q2	22122	MORRIS	NHP-0015 (311)	149	\$35.00	\$20.00	\$49.00	\$30.00
---------	--------	-------	--------	----------------	-----	---------	---------	---------	---------

-----  
CONCRETE DRIVEWAY, 6" THICK / SY

606051P	2022Q1	22401	PASSAIC	STATE	238	\$193.00	\$184.00	\$185.00	\$160.00
		22402	UNION	STATE	1,020	\$145.25	\$165.00	\$120.00	\$100.00
	2022Q2	22117	PASSAIC	NHP-0020 (301)	88	\$150.00	\$162.00	\$190.00	\$160.00
	2022Q3	22137	UNION	NHP-0022 (353)	40	\$160.00	\$165.00	\$160.00	\$160.00
		22149	MORRIS	HSIP-0015 (313)	91	\$125.00	\$130.00	\$154.00	\$180.00

-----  
CONCRETE DRIVEWAY, 8" THICK / SY

606054P	2022Q2	22129	MORRIS	STBGP-FLEX-0046 (351)	166	\$200.00	\$190.00	\$182.09	\$180.00
---------	--------	-------	--------	-----------------------	-----	----------	----------	----------	----------

New Jersey Department of Transportation  
Jan 2022 - Dec 2022

12:15 Tuesday, January 3, 2023 317

HISTORICAL BID PRICE LISTING  
BY REGION

REGION: N

PAY ITEM	CALENDAR QUARTER	CONTRACT NUMBER	COUNTY LOCATION	PROJECT DESCRIPTION	BID QUANTITY	AWARD PRICE	SECOND BIDDER	THIRD BIDDER	ESTIMATE
-----	-----	-----	-----	-----	-----	-----	-----	-----	-----
CONCRETE DRIVEWAY, REINFORCED, 6" THICK / SY									
606057P	2022Q2	22117	PASSAIC	NHP-0020 (301)	34	\$150.00	\$180.00	\$200.00	\$155.00

-----

CONCRETE DRIVEWAY, REINFORCED, 8" THICK / SY

606060P	2022Q1	22401	PASSAIC	STATE	120	\$204.00	\$195.00	\$195.00	\$200.00
		22402	UNION	STATE	146	\$177.20	\$182.00	\$140.00	\$200.00

CONCRETE ISLAND, 4" THICK / SY

606075P	2022Q2	22110	BERGEN	NHP-0017 (307)	173	\$197.65	\$96.00	\$115.00	\$173.00
		22117	PASSAIC	NHP-0020 (301)	1,059	\$150.00	\$132.00	\$175.00	\$80.00
	2022Q3	22137	UNION	NHP-0022 (353)	17	\$130.00	\$155.00	\$140.00	\$140.00
		22149	MORRIS	HSIP-0015 (313)	105	\$100.00	\$105.00	\$128.00	\$152.00

CONCRETE ISLAND, 6" THICK / SY

606078P	2022Q1	22402	UNION	STATE	144	\$145.25	\$165.00	\$121.00	\$120.00
		21140	MORRIS	100% State	341	\$100.00	\$65.00	\$80.00	\$150.00
		22401	PASSAIC	STATE	408	\$193.00	\$184.00	\$190.00	\$120.00
	2022Q2	22122	MORRIS	NHP-0015 (311)	15	\$300.00	\$500.00	\$135.00	\$175.00
		22129	MORRIS	STBGP-FLEX-0046 (351)	25	\$160.00	\$160.00	\$155.31	\$350.00

CONCRETE ISLAND, 8" THICK / SY

606081P	2022Q3	22137	UNION	NHP-0022 (353)	28	\$305.00	\$170.00	\$180.00	\$185.00
---------	--------	-------	-------	----------------	----	----------	----------	----------	----------

DETECTABLE WARNING SURFACE / SY

606084P	2022Q1	22101	PASSAIC	NHP-0080 (331)	1	\$1,000	\$300	\$550	\$300.00
		22427	BERGEN	100% STATE	5	\$80.00	\$175.00	\$160.00	\$70.00
		22401	PASSAIC	STATE	31	\$330.00	\$315.00	\$330.00	\$360.00

New Jersey Department of Transportation  
Jan 2022 - Dec 2022

12:15 Tuesday, January 3, 2023 318

HISTORICAL BID PRICE LISTING  
BY REGION

REGION: N

PAY ITEM	CALENDAR QUARTER	CONTRACT NUMBER	COUNTY LOCATION	PROJECT DESCRIPTION	BID QUANTITY	AWARD PRICE	SECOND BIDDER	THIRD BIDDER	ESTIMATE
DETECTABLE WARNING SURFACE / SY									
606084P	(cont)	22401	PASSAIC	STATE	50	\$50.00	\$300.00	\$320.00	\$200.00
		22402	UNION	STATE	50	\$300.00	\$50.00	\$550.00	\$200.00
		22402	UNION	STATE	81	\$359.10	\$330.00	\$550.00	\$360.00
	2022Q2	22127	BERGEN	CRRSAA-FLEX-0004 (32)	9	\$350.00	\$350.00	\$384.15	\$350.00
		22105	UNION	NHP-0439 (303)	15	\$300.00			\$315.00
		22129	MORRIS	STBGP-FLEX-0046 (351)	32	\$250.00	\$750.00	\$669.44	\$450.00
		22110	BERGEN	NHP-0017 (307)	44	\$385.00	\$220.00	\$120.00	\$250.00
		22117	PASSAIC	NHP-0020 (301)	87	\$300.00	\$475.00	\$650.00	\$250.00
		22105	UNION	NHP-0439 (303)	178	\$300.00			\$315.00



2022Q3 22149	MORRIS	HSIP-0015 (313)	30	\$750.00	\$140.00	\$326.15	\$250.00
2022Q4 22152	WARREN	CMAQ-0046 (353)	18	\$250	\$2,500	\$700	\$260.00

-----  
DETECTABLE WARNING SURFACE, PAVER / SF

606085P	2022Q1 22402	UNION	STATE	16	\$18.90	\$55.00	\$82.00	\$100.00
---------	--------------	-------	-------	----	---------	---------	---------	----------

-----  
TURF PAVERS / SY

606095P	2022Q1 22427	BERGEN	100% STATE	150	\$150.00	\$10.00	\$300.00	\$150.00
	2022Q2 22129	MORRIS	STBGP-FLEX-0046 (351)	11	\$385.00	\$250.00	\$214.22	\$200.00
	2022Q3 22137	UNION	NHP-0022 (353)	50	\$200.00	\$145.00	\$300.00	\$250.00

New Jersey Department of Transportation  
Jan 2022 - Dec 2022

12:15 Tuesday, January 3, 2023 319

HISTORICAL BID PRICE LISTING  
BY REGION

REGION: N

PAY ITEM	CALENDAR QUARTER	CONTRACT NUMBER	COUNTY LOCATION	PROJECT DESCRIPTION	BID QUANTITY	AWARD PRICE	SECOND BIDDER	THIRD BIDDER	ESTIMATE
-----									
STAMPED COLORED CONC SIDEWALKS, 4" / SY									
606103P	2022Q1	22402	UNION	STATE	83	\$189.00	\$220.00	\$275.00	\$300.00
	2022Q2	22105	UNION	NHP-0439 (303)	302	\$220.00			\$300.00

New Jersey Department of Transportation  
Jan 2022 - Dec 2022

12:15 Tuesday, January 3, 2023 320

HISTORICAL BID PRICE LISTING  
BY REGION

REGION: N

PAY ITEM	CALENDAR QUARTER	CONTRACT NUMBER	COUNTY LOCATION	PROJECT DESCRIPTION	BID QUANTITY	AWARD PRICE	SECOND BIDDER	THIRD BIDDER	ESTIMATE
-----									
24" X 41" CONCRETE BARRIER CURB / LF									
607012P	2022Q1	22401	PASSAIC	STATE	140	\$770.00	\$735.00	\$760.00	\$225.00
	2022Q2	22128	ESSEX	NHP-D00S (591)	240	\$585.00	\$485.00		\$350.00
		22117	PASSAIC	NHP-0020 (301)	548	\$310.00	\$235.00	\$240.00	\$165.00

-----  
9" X 16" CONCRETE VERTICAL CURB / LF

607018P	2022Q1 22427	BERGEN	100% STATE	45	\$85.00	\$45.00	\$160.00	\$75.00
	22101	PASSAIC	NHP-0080 (331)	509	\$30.00	\$50.00	\$40.00	\$70.00

	22401	PASSAIC	STATE		796	\$102.00	\$99.10	\$105.00	\$45.00
	22401	PASSAIC	STATE		1,000	\$25.00	\$50.00	\$100.00	\$42.00
	22402	UNION	STATE		1,000	\$55.00	\$30.00	\$72.00	\$42.00
	22402	UNION	STATE		3,348	\$94.17	\$92.00	\$72.00	\$42.00
2022Q2	22122	MORRIS	NHP-0015(311)		20	\$51.00	\$50.00	\$46.00	\$90.00
	22463	MORRIS	N/A		100	\$50.00	\$150.00		\$35.00
	22105	UNION	NHP-0439(303)		550	\$85.00			\$70.00
	22115	ESSEX	NHP-0021(353)		820	\$114.00	\$51.32	\$106.50	\$45.00
	22129	MORRIS	STBGP-FLEX-0046(351)		1,722	\$60.00	\$50.00	\$52.48	\$75.00
	22110	BERGEN	NHP-0017(307)		1,924	\$89.00	\$56.00	\$48.75	\$78.00
	22127	BERGEN	CRRSAA-FLEX-0004(32)		2,246	\$42.00	\$42.00	\$47.01	\$54.00
	22128	ESSEX	NHP-D00S(591)		4,783	\$125.00	\$110.00		\$50.00
	22105	UNION	NHP-0439(303)		5,117	\$85.00			\$70.00
	22117	PASSAIC	NHP-0020(301)		17,204	\$86.00	\$44.00	\$60.00	\$40.00
2022Q3	22137	UNION	NHP-0022(353)		1,823	\$55.00	\$56.00	\$32.00	\$75.00
	22149	MORRIS	HSIP-0015(313)		6,979	\$40.00	\$50.00	\$46.90	\$50.00
2022Q4	22152	WARREN	CMAQ-0046(353)		385	\$110.00	\$100.00	\$120.00	\$65.00

-----  
 9" X 18" CONCRETE VERTICAL CURB / LF

607021P	2022Q1	21139	MORRIS	NHP-0015(310)	53	\$280.00			\$75.00
		21140	MORRIS	100% State	582	\$30.00	\$35.00	\$40.00	\$80.00
		22401	PASSAIC	STATE	750	\$25.00	\$50.00	\$100.00	\$50.00
		22402	UNION	STATE	750	\$55.00	\$20.00	\$72.00	\$50.00

New Jersey Department of Transportation  
 Jan 2022 - Dec 2022

12:15 Tuesday, January 3, 2023 321

HISTORICAL BID PRICE LISTING  
 BY REGION

REGION: N

PAY ITEM	CALENDAR QUARTER	CONTRACT NUMBER	COUNTY LOCATION	PROJECT DESCRIPTION	BID QUANTITY	AWARD PRICE	SECOND BIDDER	THIRD BIDDER	ESTIMATE
9" X 18" CONCRETE VERTICAL CURB / LF									
607021P	(cont)	22402	UNION	STATE	1,288	\$94.17	\$92.00	\$72.00	\$50.00
		22401	PASSAIC	STATE	2,486	\$102.00	\$99.10	\$105.00	\$50.00
	2022Q2	22122	MORRIS	NHP-0015(311)	327	\$51.00	\$55.00	\$67.00	\$100.00
		22117	PASSAIC	NHP-0020(301)	469	\$86.00	\$72.00	\$62.00	\$60.00
	2022Q4	22152	WARREN	CMAQ-0046(353)	112	\$115.00	\$100.00	\$175.00	\$75.00

-----  
 9" X 20" CONCRETE VERTICAL CURB / LF

607024P	2022Q1	22402	UNION	STATE	79	\$94.17	\$92.00	\$72.00	\$55.00
		22401	PASSAIC	STATE	100	\$30.00	\$50.00	\$100.00	\$60.00
		22402	UNION	STATE	100	\$55.00	\$20.00	\$72.00	\$60.00
		22401	PASSAIC	STATE	1,418	\$102.00	\$99.10	\$105.00	\$55.00
	2022Q2	22117	PASSAIC	NHP-0020(301)	21	\$86.00	\$96.00	\$65.00	\$60.00

2022Q4	22152	WARREN	CMAQ-0046 (353)	56	\$120.00	\$100.00	\$200.00	\$88.00
--------	-------	--------	-----------------	----	----------	----------	----------	---------

-----  
 12" X 13" CONCRETE SLOPING CURB / LF

607030P	2022Q1	22402	UNION	STATE	187	\$94.17	\$92.00	\$72.00	\$75.00
		22401	PASSAIC	STATE	250	\$25.00	\$50.00	\$100.00	\$52.00
		22402	UNION	STATE	250	\$55.00	\$20.00	\$72.00	\$52.00
	2022Q2	22105	UNION	NHP-0439 (303)	145	\$80.00			\$80.00
		22117	PASSAIC	NHP-0020 (301)	539	\$86.00	\$50.00	\$70.00	\$50.00
		22122	MORRIS	NHP-0015 (311)	1,492	\$36.00	\$35.00	\$50.00	\$70.00
	2022Q3	22149	MORRIS	HSIP-0015 (313)	216	\$40.00	\$82.00	\$46.90	\$55.00

-----  
 9" X 14" CONCRETE VERTICAL CURB / LF

607034P	2022Q1	22101	PASSAIC	NHP-0080 (331)	165	\$30.00	\$50.00	\$40.00	\$70.00
		22102	UNION	NHP-0022 (350)	888	\$120.15	\$82.50	\$113.00	\$55.00

New Jersey Department of Transportation  
 Jan 2022 - Dec 2022

12:15 Tuesday, January 3, 2023 322

HISTORICAL BID PRICE LISTING  
 BY REGION

REGION: N

PAY ITEM	CALENDAR QUARTER	CONTRACT NUMBER	COUNTY LOCATION	PROJECT DESCRIPTION	BID QUANTITY	AWARD PRICE	SECOND BIDDER	THIRD BIDDER	ESTIMATE
-----									
9" X 14" CONCRETE VERTICAL CURB / LF									
607034P	2022Q2	22463	MORRIS	N/A	100	\$50.00	\$125.00		\$34.00
		22127	BERGEN	CRRSAA-FLEX-0004 (32	103	\$41.00	\$41.00	\$45.87	\$90.00
		22110	BERGEN	NHP-0017 (307)	705	\$88.00	\$55.00	\$42.00	\$40.00
		22128	ESSEX	NHP-D00S (591)	998	\$125.00	\$110.00		\$40.00
		22117	PASSAIC	NHP-0020 (301)	5,157	\$86.00	\$45.00	\$60.00	\$50.00
	2022Q3	22149	MORRIS	HSIP-0015 (313)	547	\$40.00	\$70.00	\$46.90	\$55.00
		22137	UNION	NHP-0022 (353)	549	\$56.00	\$56.00	\$30.00	\$88.00

-----  
 9" X 6" CONCRETE VERTICAL CURB, DOWELLED / LF

607045P	2022Q1	21140	MORRIS	100% State	1,584	\$30.00	\$32.00	\$30.00	\$45.00
---------	--------	-------	--------	------------	-------	---------	---------	---------	---------

-----  
 9" X 10" CONCRETE VERTICAL CURB, DOWELLE / LF

607051P	2022Q2	22105	UNION	NHP-0439 (303)	280	\$80.00			\$60.00
---------	--------	-------	-------	----------------	-----	---------	--	--	---------

-----  
 24" X VARIABLE HEIGHT CONCRETE BARRIER C / LF

607060P	2022Q2	22117	PASSAIC	NHP-0020 (301)	419	\$220.00	\$260.00	\$500.00	\$155.00
		22123	BERGEN	STBGP-0208 (302)	1,139	\$225.00	\$150.00	\$225.00	\$220.00

2022Q3 22137	UNION	NHP-0022 (353)	318	\$250.00	\$430.00	\$225.00	\$200.00
--------------	-------	----------------	-----	----------	----------	----------	----------

-----  
 24" X VARIABLE HEIGHT CONCRETE BARRIER C / LF

607066P	2022Q2 22117	PASSAIC	NHP-0020 (301)	1,714	\$200.00	\$240.00	\$540.00	\$195.00
---------	--------------	---------	----------------	-------	----------	----------	----------	----------

-----  
 GRANITE CURB / LF

607075P	2022Q2 22105	UNION	NHP-0439 (303)	53	\$90.00			\$125.00
	22129	MORRIS	STBGP-FLEX-0046 (351)	178	\$80.00	\$170.00	\$171.38	\$200.00
	2022Q3 22149	MORRIS	HSIP-0015 (313)	41	\$40.00	\$85.00	\$66.30	\$104.00

New Jersey Department of Transportation  
 Jan 2022 - Dec 2022 12:15 Tuesday, January 3, 2023 323

HISTORICAL BID PRICE LISTING  
 BY REGION

REGION: N

PAY ITEM	CALENDAR QUARTER	CONTRACT NUMBER	COUNTY LOCATION	PROJECT DESCRIPTION	BID QUANTITY	AWARD PRICE	SECOND BIDDER	THIRD BIDDER	ESTIMATE
-----									
BELGIAN BLOCK CURB / LF									
607076P	2022Q1	22402	UNION	STATE	504	\$96.45	\$92.00	\$72.00	\$75.00

-----  
 RESET GRANITE CURB / LF

607078P	2022Q2 22105	UNION	NHP-0439 (303)	160	\$75.00			\$75.00
---------	--------------	-------	----------------	-----	---------	--	--	---------

-----  
 9" X 4" HOT MIX ASPHALT CURB / LF

607081P	2022Q2 22127	BERGEN	CRRSAA-FLEX-0004 (32	143	\$30.00	\$30.00	\$24.14	\$20.00
	22122	MORRIS	NHP-0015 (311)	1,030	\$48.00	\$25.00	\$15.32	\$20.00
	2022Q3 22149	MORRIS	HSIP-0015 (313)	467	\$21.50	\$28.50	\$22.45	\$15.00

New Jersey Department of Transportation  
 Jan 2022 - Dec 2022 12:15 Tuesday, January 3, 2023 324

HISTORICAL BID PRICE LISTING  
 BY REGION

REGION: N

PAY ITEM	CALENDAR QUARTER	CONTRACT NUMBER	COUNTY LOCATION	PROJECT DESCRIPTION	BID QUANTITY	AWARD PRICE	SECOND BIDDER	THIRD BIDDER	ESTIMATE
-----									
24 1/2" X ___" F SHAPE BAR CURB, DOWELLED / LF									
607112P	2022Q2 22117	PASSAIC	NHP-0020 (301)	1,822	\$165.00	\$175.00	\$425.00	\$185.00	

-----  
VAR WIDTH X VAR HT F SHAPE CONC BAR CURB / LF

607115P                    2022Q2 22117                    PASSAIC                    NHP-0020 (301)                    4,072                    \$465.00                    \$305.00                    \$600.00                    \$195.00

New Jersey Department of Transportation  
Jan 2022 - Dec 2022

12:15 Tuesday, January 3, 2023 325

HISTORICAL BID PRICE LISTING  
BY REGION

REGION: N

PAY ITEM	CALENDAR QUARTER	CONTRACT NUMBER	COUNTY LOCATION	PROJECT DESCRIPTION	BID QUANTITY	AWARD PRICE	SECOND BIDDER	THIRD BIDDER	ESTIMATE
NONVEGETATIVE SURFACE, HOT MIX ASPHALT / SY									
608003P	2022Q1	22427	BERGEN	100% STATE	50	\$47.00	\$45.00	\$90.00	\$50.00
		22401	PASSAIC	STATE	82	\$55.00	\$99.10	\$105.00	\$75.00
		21139	MORRIS	NHP-0015 (310)	84	\$115.20			\$65.00
2022Q2	22105	UNION	NHP-0439 (303)	16	\$47.50			\$100.00	
	22463	MORRIS	N/A	350	\$50.00	\$60.00		\$50.00	
2022Q3	22137	UNION	NHP-0022 (353)	160	\$55.00	\$100.00	\$80.00	\$50.00	

-----  
NONVEGETATIVE SURFACE, POROUS HMA / SY

608004P	2022Q1	22102	UNION	NHP-0022 (350)	1,193	\$46.60	\$46.50	\$46.75	\$54.00
		2022Q2	22115	ESSEX	NHP-0021 (353)	246	\$50.00	\$53.00	\$48.16
	22127	BERGEN	CRRSAA-FLEX-0004 (32)	501	\$77.50	\$77.50	\$86.00	\$67.00	
	22122	MORRIS	NHP-0015 (311)	637	\$55.00	\$65.00	\$35.00	\$55.00	
	22110	BERGEN	NHP-0017 (307)	999	\$48.00	\$45.00	\$66.75	\$48.00	
	22128	ESSEX	NHP-D00S (591)	1,096	\$100.00	\$55.00		\$50.00	
	22117	PASSAIC	NHP-0020 (301)	16,121	\$48.00	\$49.00	\$44.00	\$35.00	

-----  
NONVEGETATIVE SURFACE, POROUS HOT MIX AS / SY

608005P	2022Q1	21140	MORRIS	100% State	352	\$70.00	\$75.00	\$50.00	\$80.00
	2022Q2	22463	MORRIS	N/A	200	\$50.00	\$70.00		\$60.00
		22123	BERGEN	STBGP-0208 (302)	2,900	\$66.00	\$45.00	\$100.00	\$35.00
2022Q3	22149	MORRIS	HSIP-0015 (313)	225	\$71.00	\$70.00	\$65.30	\$60.00	

-----  
NONVEGETATIVE SURFACE, POLYESTER MATTING / SY

608012P	2022Q1	22101	PASSAIC	NHP-0080 (331)	396	\$55.00	\$70.00	\$85.00	\$50.00
	2022Q2	22127	BERGEN	CRRSAA-FLEX-0004 (32)	552	\$68.00	\$68.00	\$51.60	\$71.00
	2022Q3	22149	MORRIS	HSIP-0015 (313)	698	\$57.50	\$58.00	\$53.05	\$45.00

New Jersey Department of Transportation

12:15 Tuesday, January 3, 2023 326

Jan 2022 - Dec 2022

HISTORICAL BID PRICE LISTING  
BY REGION

REGION: N

PAY ITEM	CALENDAR QUARTER	CONTRACT NUMBER	COUNTY LOCATION	PROJECT DESCRIPTION	BID QUANTITY	AWARD PRICE	SECOND BIDDER	THIRD BIDDER	ESTIMATE
NONVEGETATIVE SURFACE, BROKEN STONE / SY									
608015P	2022Q1	22401	PASSAIC	STATE	13	\$110.00	\$75.00	\$90.00	\$60.00

New Jersey Department of Transportation  
Jan 2022 - Dec 2022

12:15 Tuesday, January 3, 2023 327

HISTORICAL BID PRICE LISTING  
BY REGION

REGION: N

PAY ITEM	CALENDAR QUARTER	CONTRACT NUMBER	COUNTY LOCATION	PROJECT DESCRIPTION	BID QUANTITY	AWARD PRICE	SECOND BIDDER	THIRD BIDDER	ESTIMATE
BEAM GUIDE RAIL / LF									
609003M	2022Q1	21139	MORRIS	NHP-0015 (310)	188	\$90.22			\$40.00
		21140	MORRIS	100% State	387	\$47.00	\$48.00	\$45.00	\$60.00
		22101	PASSAIC	NHP-0080 (331)	606	\$35.00	\$45.00	\$48.00	\$40.00
		22102	UNION	NHP-0022 (350)	5,206	\$38.15	\$37.00	\$36.85	\$33.00
	2022Q2	22115	ESSEX	NHP-0021 (353)	337	\$39.00	\$45.00	\$37.80	\$45.00
		22127	BERGEN	CRRSAA-FLEX-0004 (32)	622	\$53.75	\$53.75	\$50.46	\$41.00
		22122	MORRIS	NHP-0015 (311)	1,187	\$40.00	\$45.00	\$44.00	\$40.00
		22110	BERGEN	NHP-0017 (307)	1,250	\$40.00	\$46.00	\$50.00	\$37.00
		22123	BERGEN	STBGP-0208 (302)	3,976	\$40.00	\$36.00	\$43.50	\$30.00
		22128	ESSEX	NHP-D00S (591)	7,438	\$41.00	\$52.00		\$45.00
		22117	PASSAIC	NHP-0020 (301)	24,658	\$40.00	\$39.00	\$40.00	\$27.00
		22463	MORRIS	N/A	55,600	\$69.50	\$65.00		\$60.00
	2022Q3	22137	UNION	NHP-0022 (353)	126	\$42.00	\$90.00	\$70.00	\$47.00
		22149	MORRIS	HSIP-0015 (313)	1,129	\$47.00	\$43.00	\$39.25	\$35.00

-----  
BEAM GUIDE RAIL, BRIDGE / LF

609004M	2022Q2	22128	ESSEX	NHP-D00S (591)	625	\$250.00	\$350.00		\$150.00
		22117	PASSAIC	NHP-0020 (301)	711	\$195.00	\$190.00	\$285.00	\$160.00
		22105	UNION	NHP-0439 (303)	910	\$167.00			\$250.00

-----  
MODIFIED THRIE BEAM GUIDE RAIL / LF

609009M	2022Q2	22117	PASSAIC	NHP-0020 (301)	28	\$100.00	\$95.00	\$95.00	\$75.00
		22463	MORRIS	N/A	2,750	\$69.50	\$85.00		\$65.00
	2022Q3	22149	MORRIS	HSIP-0015 (313)	19	\$112.00	\$115.00	\$108.10	\$60.00

-----  
 THRIE BEAM GUIDE RAIL, BRIDGE / LF

609015M	2022Q2	22128	ESSEX	NHP-D00S(591)	50	\$275.00	\$375.00		\$175.00
		22117	PASSAIC	NHP-0020(301)	388	\$225.00	\$230.00	\$225.00	\$125.00

-----  
 RUB RAIL / LF

609021M	2022Q2	22122	MORRIS	NHP-0015(311)	100	\$14.00	\$18.00	\$16.00	\$16.00
---------	--------	-------	--------	---------------	-----	---------	---------	---------	---------

New Jersey Department of Transportation  
 Jan 2022 - Dec 2022

12:15 Tuesday, January 3, 2023 328

HISTORICAL BID PRICE LISTING  
 BY REGION

REGION: N

PAY ITEM	CALENDAR QUARTER	CONTRACT NUMBER	COUNTY LOCATION	PROJECT DESCRIPTION	BID QUANTITY	AWARD PRICE	SECOND BIDDER	THIRD BIDDER	ESTIMATE
----------	------------------	-----------------	-----------------	---------------------	--------------	-------------	---------------	--------------	----------

-----  
 FLARED GUIDE RAIL TERMINAL / U

609024M	2022Q2	22463	MORRIS	N/A	225	\$2,925	\$4,500		\$3,000
---------	--------	-------	--------	-----	-----	---------	---------	--	---------

-----  
 BURIED GUIDE RAIL TERMINAL / U

609025M	2022Q2	22463	MORRIS	N/A	5	\$1	\$3,000		\$1,000
	2022Q3	22149	MORRIS	HSIP-0015(313)	1	\$3,350	\$3,100	\$2,856	\$2,500

-----  
 TANGENT GUIDE RAIL TERMINAL / U

609027M	2022Q1	21140	MORRIS	100% State	1	\$4,500	\$4,600	\$4,000	\$4,800
		22101	PASSAIC	NHP-0080(331)	1	\$4,500	\$5,000	\$4,100	\$3,500
		22102	UNION	NHP-0022(350)	6	\$4,420	\$4,200	\$4,235	\$4,250
	2022Q2	22123	BERGEN	STBGP-0208(302)	1	\$4,000	\$4,250	\$3,500	\$3,400
		22105	UNION	NHP-0439(303)	2	\$4,200			\$4,500
		22122	MORRIS	NHP-0015(311)	2	\$4,000	\$4,000	\$4,100	\$4,200
		22127	BERGEN	CRRSAA-FLEX-0004(32)	3	\$3,675	\$3,675	\$4,426	\$4,500
		22128	ESSEX	NHP-D00S(591)	3	\$4,200	\$4,550		\$3,800
		22110	BERGEN	NHP-0017(307)	5	\$4,620	\$4,300	\$4,800	\$3,500
		22117	PASSAIC	NHP-0020(301)	24	\$4,600	\$4,500	\$4,300	\$3,750
		22463	MORRIS	N/A	80	\$3,000	\$4,500		\$2,800
	2022Q3	22137	UNION	NHP-0022(353)	2	\$4,100	\$5,600	\$4,750	\$4,000
		22149	MORRIS	HSIP-0015(313)	7	\$4,300	\$4,300	\$3,861	\$4,200

-----  
 TELESCOPING GUIDE RAIL END TERMINAL / U

609030M	2022Q2	22463	MORRIS	N/A	35	\$2,200	\$7,200		\$3,800
---------	--------	-------	--------	-----	----	---------	---------	--	---------

-----  
 CONTROLLED RELEASE TERMINAL / U

609033M	2022Q2	22122	MORRIS	NHP-0015(311)	1	\$700	\$2,400	\$799	\$1,800
---------	--------	-------	--------	---------------	---	-------	---------	-------	---------

New Jersey Department of Transportation  
 Jan 2022 - Dec 2022

12:15 Tuesday, January 3, 2023 329

HISTORICAL BID PRICE LISTING  
 BY REGION

REGION: N

PAY ITEM	CALENDAR QUARTER	CONTRACT NUMBER	COUNTY LOCATION	PROJECT DESCRIPTION	BID QUANTITY	AWARD PRICE	SECOND BIDDER	THIRD BIDDER	ESTIMATE
----------	------------------	-----------------	-----------------	---------------------	--------------	-------------	---------------	--------------	----------

609033M	(cont)	22463	MORRIS	N/A	15	\$700	\$2,500		\$750.00
---------	--------	-------	--------	-----	----	-------	---------	--	----------

-----  
 CONTROLLED RELEASE TERMINAL ANCHORAGE / U

609036M	2022Q2	22122	MORRIS	NHP-0015(311)	1	\$2,700	\$2,600	\$3,100	\$1,750
		22463	MORRIS	N/A	5	\$700	\$3,500		\$750.00

-----  
 BEAM GUIDE RAIL ANCHORAGE / U

609039M	2022Q1	21140	MORRIS	100% State	1	\$1,300	\$1,300	\$1,200	\$2,070
		22101	PASSAIC	NHP-0080(331)	1	\$2,500	\$3,000	\$1,350	\$1,500
		22102	UNION	NHP-0022(350)	4	\$1,210	\$3,200	\$1,050	\$1,100
	2022Q2	22123	BERGEN	STBGP-0208(302)	2	\$2,000	\$1,150	\$1,800	\$1,200
		22127	BERGEN	CRRSAA-FLEX-0004(32)	2	\$1,885	\$1,885	\$2,242	\$1,600
		22105	UNION	NHP-0439(303)	3	\$2,100			\$1,750
		22110	BERGEN	NHP-0017(307)	5	\$1,330	\$2,225	\$2,500	\$1,200
		22122	MORRIS	NHP-0015(311)	5	\$1,400	\$2,000	\$1,500	\$1,500
		22128	ESSEX	NHP-D00S(591)	8	\$1,800	\$2,950		\$1,200
		22117	PASSAIC	NHP-0020(301)	38	\$1,400	\$1,400	\$1,400	\$900.00
		22463	MORRIS	N/A	60	\$1,000	\$3,500		\$1,250
	2022Q3	22137	UNION	NHP-0022(353)	1	\$1,300	\$4,500	\$3,750	\$1,700
		22149	MORRIS	HSIP-0015(313)	8	\$2,150	\$2,200	\$2,004	\$1,200

-----  
 BEAM GUIDE RAIL POST / U

609042M	2022Q1	22102	UNION	NHP-0022(350)	162	\$103.00	\$93.50	\$93.50	\$134.00
	2022Q2	22110	BERGEN	NHP-0017(307)	72	\$99.00	\$155.00	\$170.00	\$105.00
		22128	ESSEX	NHP-D00S(591)	118	\$220.00	\$100.00		\$112.00

-----  
 BEAM GUIDE RAIL POST, 7' LONG / U

609045M	2022Q2	22128	ESSEX	NHP-D00S(591)	54	\$20.00	\$115.00		\$100.00
---------	--------	-------	-------	---------------	----	---------	----------	--	----------

New Jersey Department of Transportation

12:15 Tuesday, January 3, 2023 330



Jan 2022 - Dec 2022

HISTORICAL BID PRICE LISTING  
BY REGION

REGION: N

PAY ITEM	CALENDAR QUARTER	CONTRACT NUMBER	COUNTY LOCATION	PROJECT DESCRIPTION	BID QUANTITY	AWARD PRICE	SECOND BIDDER	THIRD BIDDER	ESTIMATE
-----									
BEAM GUIDE RAIL POST, 8' LONG / U									
609048M	2022Q1	21140	MORRIS	100% State	37	\$120.00	\$120.00	\$110.00	\$67.00
	2022Q2	22128	ESSEX	NHP-D00S(591)	15	\$40.00	\$130.00		\$125.00
		22123	BERGEN	STBGP-0208(302)	164	\$40.00	\$115.00	\$35.00	\$50.00
-----									
BEAM GUIDE RAIL POST, 9' LONG / U									
609050M	2022Q2	22117	PASSAIC	NHP-0020(301)	15	\$125.00	\$118.00	\$115.00	\$75.00
-----									
BEAM GUIDE RAIL ELEMENT / LF									
609054M	2022Q2	22128	ESSEX	NHP-D00S(591)	32	\$15.00	\$37.00		\$25.00
	2022Q3	22137	UNION	NHP-0022(353)	25	\$16.00	\$65.00	\$50.00	\$22.00
-----									
APPROACH GUIDE RAIL TRANSITION TL-2 / U									
609058M	2022Q1	22102	UNION	NHP-0022(350)	1	\$2,420	\$2,750	\$2,750	\$3,500
		21140	MORRIS	100% State	2	\$2,000	\$2,000	\$1,900	\$4,200
	2022Q2	22128	ESSEX	NHP-D00S(591)	2	\$3,000	\$3,850		\$2,800
		22127	BERGEN	CRRSAA-FLEX-0004(32)	4	\$3,000	\$3,000	\$4,271	\$3,000
-----									
APPROACH GUIDE RAIL TRANSITION TL-3 / U									
609059M	2022Q1	22102	UNION	NHP-0022(350)	1	\$3,935	\$3,850	\$3,850	\$4,000
	2022Q2	22122	MORRIS	NHP-0015(311)	2	\$5,000	\$6,000	\$5,600	\$4,500
		22128	ESSEX	NHP-D00S(591)	4	\$6,000	\$6,150		\$4,400
		22117	PASSAIC	NHP-0020(301)	18	\$3,600	\$3,600	\$3,500	\$3,000
	2022Q3	22149	MORRIS	HSIP-0015(313)	1	\$6,050	\$6,100	\$5,610	\$4,500
		22137	UNION	NHP-0022(353)	2	\$3,300	\$6,700	\$5,750	\$4,200
-----									
RESET BEAM GUIDE RAIL WITH EXISTING POST / LF									
609063M	2022Q2	22117	PASSAIC	NHP-0020(301)	175	\$20.00	\$16.00	\$17.00	\$15.00

BY REGION

REGION: N

PAY ITEM	CALENDAR QUARTER	CONTRACT NUMBER	COUNTY LOCATION	PROJECT DESCRIPTION	BID QUANTITY	AWARD PRICE	SECOND BIDDER	THIRD BIDDER	ESTIMATE
REMOVAL OF BEAM GUIDE RAIL / LF		22122	MORRIS	NHP-0015(311)	250	\$30.00	\$16.00	\$28.00	\$20.00
609075M	2022Q1	21139	MORRIS	NHP-0015(310)	188	\$20.22			\$3.00
		21140	MORRIS	100% State	315	\$2.00	\$1.00	\$1.00	\$11.00
		22101	PASSAIC	NHP-0080(331)	478	\$10.00	\$10.00	\$5.00	\$5.00
		22102	UNION	NHP-0022(350)	5,598	\$1.25	\$1.10	\$1.05	\$1.50
	2022Q2	22115	ESSEX	NHP-0021(353)	337	\$1.20	\$2.00	\$1.12	\$6.00
		22105	UNION	NHP-0439(303)	630	\$1.00			\$5.00
		22110	BERGEN	NHP-0017(307)	1,087	\$1.20	\$4.00	\$4.00	\$5.00
		22127	BERGEN	CRRSAA-FLEX-0004(32)	1,147	\$3.00	\$3.00	\$6.88	\$3.00
		22122	MORRIS	NHP-0015(311)	1,725	\$10.00	\$7.00	\$1.10	\$4.00
		22123	BERGEN	STBGP-0208(302)	4,107	\$4.00	\$1.00	\$1.00	\$6.00
		22128	ESSEX	NHP-D00S(591)	8,290	\$5.00	\$3.25		\$3.00
		22117	PASSAIC	NHP-0020(301)	25,664	\$1.00	\$2.50	\$1.00	\$1.00
	2022Q3	22149	MORRIS	HSIP-0015(313)	1,110	\$3.50	\$3.00	\$3.05	\$3.00
	2022Q4	22152	WARREN	CMAQ-0046(353)	40	\$10.00	\$50.00	\$30.00	\$4.00

New Jersey Department of Transportation  
Jan 2022 - Dec 2022

12:15 Tuesday, January 3, 2023 332

HISTORICAL BID PRICE LISTING  
BY REGION

REGION: N

PAY ITEM	CALENDAR QUARTER	CONTRACT NUMBER	COUNTY LOCATION	PROJECT DESCRIPTION	BID QUANTITY	AWARD PRICE	SECOND BIDDER	THIRD BIDDER	ESTIMATE
TRAFFIC STRIPES, 4" / LF									
610003M	2022Q1	22101	PASSAIC	NHP-0080(331)	850	\$1.00	\$1.00	\$2.00	\$1.00
		21140	MORRIS	100% State	22,921	\$1.00	\$0.55	\$0.75	\$1.00
		22102	UNION	NHP-0022(350)	40,000	\$0.40	\$0.35	\$0.36	\$1.00
		22402	UNION	STATE	61,892	\$0.74	\$0.28	\$0.75	\$0.40
		21139	MORRIS	NHP-0015(310)	70,000	\$0.57			\$0.50
		22401	PASSAIC	STATE	101,510	\$0.36	\$0.84	\$0.62	\$0.40
		22401	PASSAIC	STATE	150,000	\$0.36	\$0.34	\$0.34	\$0.35
		22402	UNION	STATE	150,000	\$0.34	\$0.40	\$0.35	\$0.35
	2022Q2	22122	MORRIS	NHP-0015(311)	4,868	\$0.90	\$1.00	\$1.10	\$1.00
		22105	UNION	NHP-0439(303)	5,280	\$0.65			\$1.00
		22129	MORRIS	STBGP-FLEX-0046(351)	7,920	\$0.65	\$0.75	\$0.80	\$1.00
		22127	BERGEN	CRRSAA-FLEX-0004(32)	14,520	\$0.60	\$0.60	\$0.62	\$1.00
		22105	UNION	NHP-0439(303)	33,815	\$0.65			\$1.00
		22123	BERGEN	STBGP-0208(302)	41,965	\$0.65	\$0.45	\$0.40	\$1.05
		22117	PASSAIC	NHP-0020(301)	126,800	\$0.45	\$0.40	\$0.64	\$0.50
		22110	BERGEN	NHP-0017(307)	141,750	\$0.45	\$0.33	\$0.35	\$0.50
		22115	ESSEX	NHP-0021(353)	200,000	\$0.40	\$0.38	\$0.34	\$1.00

2022Q3	22137	UNION	NHP-0022 (353)	26,057	\$0.53	\$0.75	\$0.75	\$1.00
	22149	MORRIS	HSIP-0015 (313)	42,300	\$0.38	\$0.45	\$0.40	\$1.00
2022Q4	22152	WARREN	CMAQ-0046 (353)	4,200	\$0.65	\$1.00	\$0.70	\$1.00
	22145	WARREN	NHP-0094 (306)	146,355	\$1.13			\$1.00

-----  
TRAFFIC STRIPES, 6" / LF

610006M	2022Q1	22401	PASSAIC	STATE	37,500	\$0.55	\$0.50	\$0.41	\$0.70
		22402	UNION	STATE	37,500	\$0.42	\$0.60	\$0.45	\$0.70
	2022Q2	22128	ESSEX	NHP-D00S (591)	1,500	\$3.00	\$2.65		\$2.00

-----  
TRAFFIC STRIPES, 8" / LF

610007M	2022Q1	22102	UNION	NHP-0022 (350)	800	\$0.80	\$0.65	\$0.66	\$1.00
		22101	PASSAIC	NHP-0080 (331)	1,100	\$1.00	\$2.50	\$2.30	\$1.00

New Jersey Department of Transportation  
Jan 2022 - Dec 2022

12:15 Tuesday, January 3, 2023 333

HISTORICAL BID PRICE LISTING  
BY REGION

REGION: N

PAY ITEM	CALENDAR QUARTER	CONTRACT NUMBER	COUNTY LOCATION	PROJECT DESCRIPTION	BID QUANTITY	AWARD PRICE	SECOND BIDDER	THIRD BIDDER	ESTIMATE
-----	-----	-----	-----	-----	-----	-----	-----	-----	-----
TRAFFIC STRIPES, 8" / LF									
610007M	(cont)	21140	MORRIS	100% State	1,929	\$1.00	\$1.00	\$1.20	\$2.00
		22402	UNION	STATE	5,675	\$0.74	\$0.80	\$0.75	\$0.80
		21139	MORRIS	NHP-0015 (310)	5,700	\$1.13			\$1.00
		22401	PASSAIC	STATE	16,920	\$0.71	\$0.67	\$0.77	\$0.70
		22401	PASSAIC	STATE	20,000	\$0.71	\$0.67	\$0.62	\$1.00
		22402	UNION	STATE	20,000	\$0.63	\$0.80	\$0.65	\$1.00
	2022Q2	22128	ESSEX	NHP-D00S (591)	200	\$4.00	\$3.95		\$2.00
		22129	MORRIS	STBGP-FLEX-0046 (351)	327	\$1.30	\$1.50	\$1.61	\$2.00
		22117	PASSAIC	NHP-0020 (301)	12,100	\$0.85	\$0.72	\$1.16	\$0.50
	2022Q3	22137	UNION	NHP-0022 (353)	710	\$1.05	\$1.25	\$1.00	\$2.00
		22149	MORRIS	HSIP-0015 (313)	1,900	\$0.65	\$0.75	\$0.70	\$1.00
	2022Q4	22152	WARREN	CMAQ-0046 (353)	770	\$1.30	\$2.00	\$1.35	\$1.00

-----  
TRAFFIC MARKINGS, SYMBOLS / SF

610008M	2022Q1	21140	MORRIS	100% State	174	\$9.00	\$9.00	\$6.00	\$7.00
		21139	MORRIS	NHP-0015 (310)	300	\$8.40			\$8.00
		22401	PASSAIC	STATE	590	\$7.70	\$7.35	\$7.25	\$7.00

-----  
TRAFFIC MARKINGS / SF

610009M	2022Q1	22102	UNION	NHP-0022 (350)	310	\$8.10	\$10.00	\$9.90	\$8.50
		21140	MORRIS	100% State	1,102	\$3.00	\$2.50	\$3.00	\$6.00
	2022Q2	22129	MORRIS	STBGP-FLEX-0046 (351)	566	\$8.00	\$8.00	\$8.03	\$8.00
	2022Q4	22145	WARREN	NHP-0094 (306)	180	\$18.00			\$7.00

-----  
RPM, MONO-DIRECTIONAL, WHITE LENS / U

610012M	2022Q1	22102	UNION	NHP-0022 (350)	250	\$39.30	\$33.00	\$33.00	\$45.00
		22402	UNION	STATE	264	\$32.55	\$36.00	\$34.00	\$30.00

New Jersey Department of Transportation  
Jan 2022 - Dec 2022

12:15 Tuesday, January 3, 2023 334

HISTORICAL BID PRICE LISTING  
BY REGION

REGION: N

PAY ITEM	CALENDAR QUARTER	CONTRACT NUMBER	COUNTY LOCATION	PROJECT DESCRIPTION	BID QUANTITY	AWARD PRICE	SECOND BIDDER	THIRD BIDDER	ESTIMATE
-----	-----	-----	-----	-----	-----	-----	-----	-----	-----
RPM, MONO-DIRECTIONAL, WHITE LENS / U									
610012M	(cont)	21139	MORRIS	NHP-0015 (310)	675	\$42.60			\$34.00
		22401	PASSAIC	STATE	750	\$35.50	\$33.60	\$33.00	\$30.00
		22402	UNION	STATE	750	\$33.60	\$36.00	\$35.00	\$30.00
		22401	PASSAIC	STATE	1,350	\$35.50	\$33.60	\$32.00	\$30.00
	2022Q2	22129	MORRIS	STBGP-FLEX-0046 (351)	16	\$50.00	\$50.00	\$64.27	\$45.00
		22105	UNION	NHP-0439 (303)	25	\$35.00			\$35.00
		22122	MORRIS	NHP-0015 (311)	32	\$55.00	\$150.00	\$66.00	\$50.00
		22123	BERGEN	STBGP-0208 (302)	56	\$35.00	\$53.00	\$50.00	\$46.00
		22105	UNION	NHP-0439 (303)	302	\$35.00			\$35.00
		22110	BERGEN	NHP-0017 (307)	1,100	\$41.60	\$32.00	\$35.00	\$31.00
		22117	PASSAIC	NHP-0020 (301)	1,300	\$42.00	\$36.00	\$38.10	\$30.00
		22115	ESSEX	NHP-0021 (353)	2,400	\$42.00	\$33.20	\$34.65	\$29.00
	2022Q3	22137	UNION	NHP-0022 (353)	119	\$31.00	\$34.00	\$80.00	\$48.00
		22149	MORRIS	HSIP-0015 (313)	220	\$34.00	\$38.00	\$34.70	\$45.00
	2022Q4	22152	WARREN	CMAQ-0046 (353)	30	\$45.00	\$250.00	\$50.00	\$54.00

-----  
TRAFFIC MARKING LINES, 4" / LF

610013M	2022Q1	22401	PASSAIC	STATE	10,000	\$0.85	\$0.78	\$0.76	\$1.00
		22402	UNION	STATE	10,000	\$0.63	\$0.85	\$0.65	\$1.00

-----  
TRAFFIC MARKING LINES, 8" / LF

610014M	2022Q1	22401	PASSAIC	STATE	1,007	\$1.45	\$1.36	\$2.10	\$1.50
		22401	PASSAIC	STATE	5,000	\$1.45	\$1.36	\$1.35	\$1.50
		22402	UNION	STATE	5,000	\$1.57	\$1.65	\$1.65	\$1.50
		22402	UNION	STATE	13,040	\$1.36	\$1.65	\$1.40	\$0.80

2022Q2	22129	MORRIS	STBGP-FLEX-0046 (351)	185	\$1.75	\$2.00	\$1.61	\$3.00
	22127	BERGEN	CRRSAA-FLEX-0004 (32)	572	\$1.60	\$1.60	\$1.72	\$1.50
	22105	UNION	NHP-0439 (303)	1,840	\$1.70			\$2.00
	22117	PASSAIC	NHP-0020 (301)	2,500	\$2.00	\$1.65	\$1.73	\$2.00
	22105	UNION	NHP-0439 (303)	7,175	\$1.70			\$2.00

New Jersey Department of Transportation  
Jan 2022 - Dec 2022

12:15 Tuesday, January 3, 2023 335

HISTORICAL BID PRICE LISTING  
BY REGION

REGION: N

PAY ITEM	CALENDAR QUARTER	CONTRACT NUMBER	COUNTY LOCATION	PROJECT DESCRIPTION	BID QUANTITY	AWARD PRICE	SECOND BIDDER	THIRD BIDDER	ESTIMATE
-----									
TRAFFIC MARKING LINES, 8" / LF									
610014M	(cont)	22110	BERGEN	NHP-0017 (307)	8,350	\$1.75	\$1.50	\$1.65	\$2.00
		22115	ESSEX	NHP-0021 (353)	11,000	\$1.75	\$1.90	\$1.57	\$1.00
	2022Q3	22149	MORRIS	HSIP-0015 (313)	1,350	\$1.65	\$1.85	\$1.75	\$2.00
	2022Q4	22152	WARREN	CMAQ-0046 (353)	1,200	\$1.75	\$2.00	\$2.20	\$2.00
-----									
TRAFFIC MARKING LINES, 12" / LF									
610016M	2022Q2	22129	MORRIS	STBGP-FLEX-0046 (351)	44	\$2.65	\$3.00	\$2.41	\$4.00
		22122	MORRIS	NHP-0015 (311)	120	\$7.00	\$8.00	\$8.80	\$3.00
	2022Q3	22149	MORRIS	HSIP-0015 (313)	70	\$2.20	\$2.25	\$2.05	\$3.00
-----									
TRAFFIC MARKING LINES, 24" / LF									
610017M	2022Q1	21139	MORRIS	NHP-0015 (310)	1,500	\$7.20			\$6.00
		22401	PASSAIC	STATE	2,000	\$4.30	\$4.10	\$5.00	\$5.00
		22402	UNION	STATE	2,000	\$5.00	\$5.00	\$5.20	\$5.00
		22402	UNION	STATE	3,793	\$4.72	\$5.00	\$5.00	\$1.80
		22401	PASSAIC	STATE	4,084	\$4.30	\$4.10	\$4.50	\$5.00
	2022Q2	22128	ESSEX	NHP-D00S (591)	200	\$20.00	\$19.75		\$6.00
		22127	BERGEN	CRRSAA-FLEX-0004 (32)	202	\$4.60	\$4.60	\$5.16	\$5.60
		22129	MORRIS	STBGP-FLEX-0046 (351)	760	\$5.25	\$5.00	\$4.82	\$7.00
		22105	UNION	NHP-0439 (303)	1,870	\$5.05			\$5.00
		22110	BERGEN	NHP-0017 (307)	2,150	\$5.20	\$4.80	\$5.25	\$5.50
		22115	ESSEX	NHP-0021 (353)	4,000	\$5.80	\$5.60	\$5.25	\$5.00
		22117	PASSAIC	NHP-0020 (301)	5,400	\$6.00	\$5.60	\$5.20	\$5.00
		22105	UNION	NHP-0439 (303)	5,620	\$5.05			\$5.00
	2022Q3	22137	UNION	NHP-0022 (353)	170	\$12.50	\$13.50	\$20.00	\$8.00
		22149	MORRIS	HSIP-0015 (313)	1,300	\$5.50	\$5.75	\$5.30	\$7.00
	2022Q4	22152	WARREN	CMAQ-0046 (353)	360	\$5.25	\$10.00	\$5.00	\$6.00

-----

RPM, MONO-DIRECTIONAL, AMBER LENS / U

610018M 2022Q1 22102 UNION NHP-0022 (350) 150 \$39.30 \$33.00 \$33.00 \$36.00

New Jersey Department of Transportation  
Jan 2022 - Dec 2022

12:15 Tuesday, January 3, 2023 336

HISTORICAL BID PRICE LISTING  
BY REGION

REGION: N

PAY ITEM	CALENDAR QUARTER	CONTRACT NUMBER	COUNTY LOCATION	PROJECT DESCRIPTION	BID QUANTITY	AWARD PRICE	SECOND BIDDER	THIRD BIDDER	ESTIMATE
		22402	UNION	STATE	209	\$32.55	\$36.00	\$34.00	\$30.00
RPM, MONO-DIRECTIONAL, AMBER LENS / U									
610018M	(cont)	22401	PASSAIC	STATE	300	\$35.50	\$33.60	\$32.00	\$30.00
		21139	MORRIS	NHP-0015 (310)	325	\$42.60			\$34.00
		22401	PASSAIC	STATE	750	\$35.50	\$33.60	\$33.00	\$30.00
		22402	UNION	STATE	750	\$33.60	\$36.00	\$35.00	\$30.00
	2022Q2	22122	MORRIS	NHP-0015 (311)	27	\$55.00	\$150.00	\$66.00	\$50.00
		22105	UNION	NHP-0439 (303)	31	\$35.00			\$35.00
		22129	MORRIS	STBGP-FLEX-0046 (351)	36	\$50.00	\$50.00	\$64.27	\$45.00
		22123	BERGEN	STBGP-0208 (302)	56	\$35.00	\$53.00	\$50.00	\$46.00
		22105	UNION	NHP-0439 (303)	252	\$35.00			\$35.00
		22110	BERGEN	NHP-0017 (307)	330	\$41.60	\$32.00	\$35.00	\$31.00
		22117	PASSAIC	NHP-0020 (301)	700	\$42.00	\$36.00	\$38.10	\$30.00
		22115	ESSEX	NHP-0021 (353)	800	\$42.00	\$33.20	\$34.65	\$32.00
	2022Q3	22137	UNION	NHP-0022 (353)	50	\$32.00	\$34.00	\$80.00	\$48.00
		22149	MORRIS	HSIP-0015 (313)	80	\$34.00	\$38.00	\$34.70	\$45.00

RPM, BI-DIRECTIONAL, AMBER LENS / U

610021M	2022Q1	22401	PASSAIC	STATE	200	\$35.50	\$33.60	\$32.00	\$30.00
		22402	UNION	STATE	309	\$32.55	\$36.00	\$34.00	\$30.00
		22401	PASSAIC	STATE	1,000	\$35.50	\$33.60	\$33.00	\$30.00
		22402	UNION	STATE	1,000	\$33.60	\$36.00	\$35.00	\$30.00
	2022Q2	22105	UNION	NHP-0439 (303)	12	\$35.00			\$50.00
		22129	MORRIS	STBGP-FLEX-0046 (351)	14	\$50.00	\$50.00	\$64.27	\$45.00
		22117	PASSAIC	NHP-0020 (301)	20	\$42.00	\$36.00	\$38.10	\$35.00
		22105	UNION	NHP-0439 (303)	241	\$35.00			\$50.00
	2022Q3	22149	MORRIS	HSIP-0015 (313)	15	\$34.00	\$38.00	\$34.70	\$45.00
	2022Q4	22152	WARREN	CMAQ-0046 (353)	50	\$45.00	\$25.00	\$50.00	\$40.00
		22145	WARREN	NHP-0094 (306)	600	\$44.82			\$30.00

REMOVAL OF RPM / U

610024M 2022Q1 22102 UNION NHP-0022 (350) 400 \$5.00 \$12.25 \$2.00 \$3.00

New Jersey Department of Transportation

12:15 Tuesday, January 3, 2023 337

Jan 2022 - Dec 2022

HISTORICAL BID PRICE LISTING  
BY REGION

REGION: N

PAY ITEM	CALENDAR QUARTER	CONTRACT NUMBER	COUNTY LOCATION	PROJECT DESCRIPTION	BID QUANTITY	AWARD PRICE	SECOND BIDDER	THIRD BIDDER	ESTIMATE
REMOVAL OF RPM / U									
610024M	(cont)	22402	UNION	STATE	782	\$2.00	\$5.00	\$9.75	\$7.00
		21139	MORRIS	NHP-0015 (310)	1,000	\$64.00			\$8.00
		22401	PASSAIC	STATE	1,850	\$5.00	\$2.00	\$1.00	\$6.00
		22401	PASSAIC	STATE	2,500	\$3.00	\$1.00	\$4.00	\$3.30
		22402	UNION	STATE	2,500	\$1.00	\$5.00	\$5.75	\$3.30
	2022Q2	22122	MORRIS	NHP-0015 (311)	59	\$15.00	\$40.00	\$1.00	\$15.00
		22129	MORRIS	STBGP-FLEX-0046 (351)	100	\$0.01	\$35.00	\$26.27	\$10.00
		22105	UNION	NHP-0439 (303)	795	\$4.25			\$15.00
		22117	PASSAIC	NHP-0020 (301)	1,400	\$15.00	\$3.25	\$0.17	\$10.00
		22110	BERGEN	NHP-0017 (307)	1,430	\$5.00	\$12.50	\$15.50	\$5.00
		22115	ESSEX	NHP-0021 (353)	3,200	\$14.50	\$6.64	\$10.00	\$10.00
	2022Q3	22137	UNION	NHP-0022 (353)	140	\$5.25	\$16.00	\$30.00	\$16.00
		22149	MORRIS	HSIP-0015 (313)	210	\$5.50	\$19.50	\$13.35	\$10.00
	2022Q4	22152	WARREN	CMAQ-0046 (353)	80	\$0.01	\$1.00	\$60.00	\$15.00
		22145	WARREN	NHP-0094 (306)	600	\$65.00			\$5.00

RUMBLE STRIP / LF

610033M	2022Q1	22401	PASSAIC	STATE	5,000	\$2.75	\$2.62	\$2.40	\$1.05
		22402	UNION	STATE	5,000	\$2.83	\$4.90	\$1.60	\$1.05
		22401	PASSAIC	STATE	7,840	\$1.80	\$1.71	\$0.80	\$1.15
		22402	UNION	STATE	11,127	\$1.27	\$1.40	\$1.35	\$1.15
		21139	MORRIS	NHP-0015 (310)	16,750	\$0.75			\$1.00
	2022Q2	22122	MORRIS	NHP-0015 (311)	2,450	\$2.00	\$4.00	\$3.00	\$4.00
		22123	BERGEN	STBGP-0208 (302)	7,479	\$3.00	\$1.65	\$2.20	\$3.00
		22117	PASSAIC	NHP-0020 (301)	15,800	\$1.25	\$0.80	\$5.00	\$1.00
		22115	ESSEX	NHP-0021 (353)	26,500	\$0.61	\$0.52	\$0.56	\$1.00
	2022Q3	22149	MORRIS	HSIP-0015 (313)	650	\$16.25	\$22.00	\$11.40	\$10.00
	2022Q4	22152	WARREN	CMAQ-0046 (353)	500	\$30.00	\$10.00	\$23.00	\$9.00

REMOVAL OF TRAFFIC STRIPES / LF

610036M	2022Q1	22101	PASSAIC	NHP-0080 (331)	1,200	\$1.00	\$1.00	\$1.15	\$1.00
---------	--------	-------	---------	----------------	-------	--------	--------	--------	--------

New Jersey Department of Transportation  
Jan 2022 - Dec 2022

12:15 Tuesday, January 3, 2023 338

REGION: N

PAY ITEM	CALENDAR QUARTER	CONTRACT NUMBER	COUNTY LOCATION	PROJECT DESCRIPTION	BID QUANTITY	AWARD PRICE	SECOND BIDDER	THIRD BIDDER	ESTIMATE
REMOVAL OF TRAFFIC STRIPES / LF									
610036M	(cont)	22401	PASSAIC	STATE	5,000	\$0.05	\$0.73	\$1.05	\$0.85
		22402	UNION	STATE	5,000	\$0.84	\$0.01	\$0.90	\$0.85
		21140	MORRIS	100% State	7,907	\$1.00	\$1.00	\$0.75	\$2.00
		22401	PASSAIC	STATE	10,000	\$0.10	\$0.01	\$0.65	\$0.80
		22402	UNION	STATE	10,000	\$0.50	\$0.01	\$0.55	\$1.50
		21139	MORRIS	NHP-0015 (310)	76,000	\$0.90			\$0.25
	2022Q2	22127	BERGEN	CRRSAA-FLEX-0004 (32	120	\$2.00	\$2.00	\$1.15	\$1.00
		22122	MORRIS	NHP-0015 (311)	6,270	\$1.00	\$0.85	\$0.95	\$1.00
		22129	MORRIS	STBGP-FLEX-0046 (351)	8,000	\$0.90	\$1.00	\$1.02	\$1.00
		22105	UNION	NHP-0439 (303)	12,000	\$0.80			\$1.00
		22123	BERGEN	STBGP-0208 (302)	20,040	\$2.00	\$0.85	\$0.80	\$0.70
		22115	ESSEX	NHP-0021 (353)	200,000	\$0.75	\$0.54	\$0.60	\$1.00
		22117	PASSAIC	NHP-0020 (301)	246,500	\$0.75	\$0.66	\$0.81	\$0.50
	2022Q3	22149	MORRIS	HSIP-0015 (313)	25,500	\$0.65	\$0.75	\$0.65	\$1.00
		22137	UNION	NHP-0022 (353)	29,550	\$0.80	\$1.00	\$0.75	\$1.00
	2022Q4	22145	WARREN	NHP-0094 (306)	146,355	\$0.75			\$1.00

REMOVAL OF RUMBLE STRIP / LF

610038M	2022Q2	22122	MORRIS	NHP-0015 (311)	2,214	\$20.00	\$18.00	\$18.00	\$20.00
		22123	BERGEN	STBGP-0208 (302)	2,483	\$10.00	\$20.00	\$17.00	\$20.00
		22115	ESSEX	NHP-0021 (353)	18,100	\$6.05	\$13.64	\$5.70	\$5.00
	2022Q3	22149	MORRIS	HSIP-0015 (313)	800	\$1.65	\$20.00	\$24.20	\$15.00

REMOVAL OF TRAFFIC MARKINGS / SF

610039M	2022Q1	22101	PASSAIC	NHP-0080 (331)	31	\$3.00	\$3.00	\$3.25	\$10.00
		21139	MORRIS	NHP-0015 (310)	300	\$6.00			\$2.00
		22401	PASSAIC	STATE	500	\$0.10	\$0.01	\$3.25	\$3.20
		22401	PASSAIC	STATE	500	\$0.05	\$3.15	\$3.10	\$3.00
		22402	UNION	STATE	500	\$2.00	\$0.01	\$2.20	\$4.00
		22402	UNION	STATE	500	\$3.15	\$0.10	\$3.25	\$3.00

New Jersey Department of Transportation  
Jan 2022 - Dec 2022

12:15 Tuesday, January 3, 2023 339

HISTORICAL BID PRICE LISTING  
BY REGION

REGION: N

PAY ITEM	CALENDAR QUARTER	CONTRACT NUMBER	COUNTY LOCATION	PROJECT DESCRIPTION	BID QUANTITY	AWARD PRICE	SECOND BIDDER	THIRD BIDDER	ESTIMATE
REMOVAL OF TRAFFIC MARKINGS / SF									



610039M	2022Q2	22127	BERGEN	CRRSAA-FLEX-0004 (32	50	\$5.00	\$5.00	\$3.44	\$3.00
		22105	UNION	NHP-0439 (303)	2,000	\$2.55			\$5.00
		22117	PASSAIC	NHP-0020 (301)	2,900	\$4.00	\$3.30	\$2.60	\$3.00
		22115	ESSEX	NHP-0021 (353)	16,000	\$2.60	\$4.60	\$2.36	\$4.00
	2022Q3	22149	MORRIS	HSIP-0015 (313)	2,000	\$2.20	\$2.20	\$2.05	\$4.00
	2022Q4	22145	WARREN	NHP-0094 (306)	180	\$18.00			\$3.50

-----  
BOLLARD / U

610045M	2022Q1	22427	BERGEN	100% STATE	4	\$250.00	\$275.00	\$800.00	\$400.00
---------	--------	-------	--------	------------	---	----------	----------	----------	----------

-----  
TRAFFIC MARKINGS SYMBOLS / SF

610060M	2022Q1	22101	PASSAIC	NHP-0080 (331)	31	\$7.00	\$7.00	\$7.50	\$15.00
		22401	PASSAIC	STATE	1,250	\$7.70	\$7.35	\$7.10	\$8.00
		22402	UNION	STATE	1,250	\$7.35	\$7.70	\$7.70	\$8.00
		22402	UNION	STATE	2,887	\$7.04	\$7.70	\$7.35	\$7.00
2022Q2	22115	ESSEX	NHP-0021 (353)	160	\$9.25	\$7.00	\$8.40	\$8.00	
	22105	UNION	NHP-0439 (303)	1,165	\$8.00			\$10.00	
	22117	PASSAIC	NHP-0020 (301)	1,450	\$8.00	\$7.70	\$8.09	\$7.00	
	22110	BERGEN	NHP-0017 (307)	2,350	\$8.10	\$7.00	\$7.75	\$7.00	
	22105	UNION	NHP-0439 (303)	2,480	\$8.00			\$10.00	
2022Q3	22137	UNION	NHP-0022 (353)	28	\$3.25	\$3.50	\$30.00	\$9.00	
	22149	MORRIS	HSIP-0015 (313)	2,625	\$7.50	\$8.00	\$7.15	\$15.00	
2022Q4	22152	WARREN	CMAQ-0046 (353)	300	\$8.00	\$7.50	\$8.25	\$9.00	

New Jersey Department of Transportation  
Jan 2022 - Dec 2022

12:15 Tuesday, January 3, 2023 340

HISTORICAL BID PRICE LISTING  
BY REGION

REGION: N

PAY ITEM	CALENDAR QUARTER	CONTRACT NUMBER	COUNTY LOCATION	PROJECT DESCRIPTION	BID QUANTITY	AWARD PRICE	SECOND BIDDER	THIRD BIDDER	ESTIMATE
-----	-----	-----	-----	-----	-----	-----	-----	-----	-----
CUSH, COMP BAR, TYPE 2, NARROW / U									
611300M	2022Q2	22105	UNION	NHP-0439 (303)	1	\$50,000			\$30,000

-----  
CRASH CUSH, COMP BAR, TYPE 3, NARROW / U

611312M	2022Q2	22123	BERGEN	STBGP-0208 (302)	1	\$38,000	\$87,000	\$52,000	\$30,000
		22117	PASSAIC	NHP-0020 (301)	19	\$41,000	\$45,000	\$37,000	\$29,000
	2022Q3	22137	UNION	NHP-0022 (353)	2	\$50,000	\$38,000	\$30,000	\$35,000

-----  
CRASH CUSHION, COMP BAR, TYPE 3, WIDE / U

611318M	2022Q2	22128	ESSEX	NHP-D00S(591)	2	\$59,000	\$60,100		\$45,000
		22117	PASSAIC	NHP-0020(301)	8	\$55,000	\$65,000	\$51,000	\$38,000
	2022Q3	22149	MORRIS	HSIP-0015(313)	1	\$62,000	\$60,000	\$45,445	\$46,000

New Jersey Department of Transportation  
Jan 2022 - Dec 2022

12:15 Tuesday, January 3, 2023 341

HISTORICAL BID PRICE LISTING  
BY REGION

REGION: N

PAY ITEM	CALENDAR QUARTER	CONTRACT NUMBER	COUNTY LOCATION	PROJECT DESCRIPTION	BID QUANTITY	AWARD PRICE	SECOND BIDDER	THIRD BIDDER	ESTIMATE
REGULATORY AND WARNING SIGN / SF									
612003P	2022Q1	22101	PASSAIC	NHP-0080(331)	10	\$40.00	\$40.00	\$75.00	\$55.00
		21140	MORRIS	100% State	80	\$40.00	\$40.00	\$40.00	\$60.00
612003P	2022Q2	22122	MORRIS	NHP-0015(311)	82	\$55.00	\$45.00	\$48.00	\$45.00
		22123	BERGEN	STBGP-0208(302)	137.40	\$45.00	\$40.00	\$45.00	\$45.00
		22105	UNION	NHP-0439(303)	168.25	\$40.00			\$50.00
		22127	BERGEN	CRRSAA-FLEX-0004(32)	215	\$45.00	\$45.00	\$50.46	\$45.00
		22129	MORRIS	STBGP-FLEX-0046(351)	331	\$42.00	\$55.00	\$40.70	\$60.00
		22105	UNION	NHP-0439(303)	1,006	\$37.00			\$50.00
		22117	PASSAIC	NHP-0020(301)	1,494	\$43.00	\$48.50	\$40.00	\$40.00
		22137	UNION	NHP-0022(353)	94.80	\$42.00	\$44.00	\$45.00	\$50.00
612003P	2022Q3	22149	MORRIS	HSIP-0015(313)	639.70	\$41.50	\$42.25	\$38.75	\$45.00
		22152	WARREN	CMAQ-0046(353)	264	\$65.00	\$175.00	\$48.00	\$50.00
-----									
GUIDE SIGN, TYPE GA, STEEL "U" POST SUPP / SF									
612006P	2022Q2	22105	UNION	NHP-0439(303)	164.50	\$34.00			\$50.00
		22117	PASSAIC	NHP-0020(301)	364	\$45.00	\$83.00	\$42.00	\$40.00
612006P	2022Q3	22149	MORRIS	HSIP-0015(313)	87.50	\$29.50	\$32.25	\$29.60	\$45.00
-----									
GUIDE SIGN, TYPE GA, BREAKAWAY SUPPORTS / SF									
612009P	2022Q1	21140	MORRIS	100% State	25	\$40.00	\$35.00	\$40.00	\$60.00
-----									
GUIDE SIGN PANEL, TYPE GO / SF									
612015P	2022Q2	22117	PASSAIC	NHP-0020(301)	1,315	\$45.00	\$28.00	\$65.00	\$35.00
-----									
RELOCATE SIGN / U									
612021M	2022Q2	22123	BERGEN	STBGP-0208(302)	1	\$500.00	\$150.00	\$200.00	\$550.00

New Jersey Department of Transportation

12:15 Tuesday, January 3, 2023 342

Jan 2022 - Dec 2022

HISTORICAL BID PRICE LISTING  
BY REGION

REGION: N

PAY ITEM	CALENDAR QUARTER	CONTRACT NUMBER	COUNTY LOCATION	PROJECT DESCRIPTION	BID QUANTITY	AWARD PRICE	SECOND BIDDER	THIRD BIDDER	ESTIMATE
RELOCATE SIGN / U									
612021M	2022Q3	22137	UNION	NHP-0022 (353)	2	\$250.00	\$250.00	\$350.00	\$275.00

OVERHEAD STREET NAME SIGNS / SF

612030P	2022Q2	22129	MORRIS	STBGP-FLEX-0046 (351)	77	\$51.00	\$60.00	\$49.27	\$85.00
		22105	UNION	NHP-0439 (303)	100.50	\$55.00			\$75.00
		22105	UNION	NHP-0439 (303)	413	\$53.00			\$75.00
	2022Q3	22149	MORRIS	HSIP-0015 (313)	136	\$55.00	\$55.50	\$51.00	\$65.00

New Jersey Department of Transportation  
Jan 2022 - Dec 2022

12:15 Tuesday, January 3, 2023 343

HISTORICAL BID PRICE LISTING  
BY REGION

REGION: N

PAY ITEM	CALENDAR QUARTER	CONTRACT NUMBER	COUNTY LOCATION	PROJECT DESCRIPTION	BID QUANTITY	AWARD PRICE	SECOND BIDDER	THIRD BIDDER	ESTIMATE
NOISE BARRIER, FOUNDATION / U									
613002P	2022Q1	22101	PASSAIC	NHP-0080 (331)	2	\$50,000	\$25,000	\$20,000	\$25,000

NOISE BARRIER, ROADWAY / SY

613004P	2022Q1	22101	PASSAIC	NHP-0080 (331)	70	\$700	\$1,400	\$400	\$500.00
---------	--------	-------	---------	----------------	----	-------	---------	-------	----------

NOISE BARRIER, BRIDGE / SY

613005P	2022Q1	22101	PASSAIC	NHP-0080 (331)	55	\$1,000	\$1,400	\$2,000	\$920.00
---------	--------	-------	---------	----------------	----	---------	---------	---------	----------

New Jersey Department of Transportation  
Jan 2022 - Dec 2022

12:15 Tuesday, January 3, 2023 344

HISTORICAL BID PRICE LISTING  
BY REGION

REGION: N

PAY ITEM	CALENDAR QUARTER	CONTRACT NUMBER	COUNTY LOCATION	PROJECT DESCRIPTION	BID QUANTITY	AWARD PRICE	SECOND BIDDER	THIRD BIDDER	ESTIMATE
----------	------------------	-----------------	-----------------	---------------------	--------------	-------------	---------------	--------------	----------

WATER UTILITY RELOCATION / LS

651001P	2022Q1	22101	PASSAIC	NHP-0080 (331)	1	\$25,000	\$20,000	\$25,000	\$10,500
	2022Q3	22137	UNION	NHP-0022 (353)	1	\$111,000	\$250,000	\$175,000	\$150,000
		22137	UNION	NHP-0022 (353)	1	\$50,000	\$200,000	\$195,000	\$200,000

-----  
 TEMPORARY WATER PIPING / LS

651002P	2022Q3	22137	UNION	NHP-0022 (353)	1	\$35,000	\$100,000	\$165,000	\$150,000
---------	--------	-------	-------	----------------	---	----------	-----------	-----------	-----------

-----  
 8" DUCTILE IRON WATER PIPE, CLASS 50 / LF

651009P	2022Q2	22127	BERGEN	CRRSAA-FLEX-0004 (32	306	\$460.00	\$460.00	\$528.06	\$200.00
---------	--------	-------	--------	----------------------	-----	----------	----------	----------	----------

-----  
 12" DUCTILE IRON WATER PIPE, CLASS 50 / LF

651015P	2022Q2	22127	BERGEN	CRRSAA-FLEX-0004 (32	4	\$4,950	\$4,950	\$5,676	\$400.00
---------	--------	-------	--------	----------------------	---	---------	---------	---------	----------

-----  
 6" DUCTILE IRON WATER PIPE, CLASS 54 / LF

651055P	2022Q2	22117	PASSAIC	NHP-0020 (301)	220	\$265.00	\$775.00	\$135.00	\$350.00
---------	--------	-------	---------	----------------	-----	----------	----------	----------	----------

-----  
 8" DUCTILE IRON WATER PIPE, CLASS 54 / LF

651058P	2022Q2	22117	PASSAIC	NHP-0020 (301)	250	\$300.00	\$700.00	\$145.00	\$200.00
---------	--------	-------	---------	----------------	-----	----------	----------	----------	----------

-----  
 12" DUCTILE IRON WATER PIPE, CLASS 54 / LF

651064P	2022Q2	22117	PASSAIC	NHP-0020 (301)	105	\$495	\$1,500	\$200	\$325.00
---------	--------	-------	---------	----------------	-----	-------	---------	-------	----------

New Jersey Department of Transportation  
 Jan 2022 - Dec 2022

12:15 Tuesday, January 3, 2023 345

HISTORICAL BID PRICE LISTING  
 BY REGION

REGION: N

PAY ITEM	CALENDAR QUARTER	CONTRACT NUMBER	COUNTY LOCATION	PROJECT DESCRIPTION	BID QUANTITY	AWARD PRICE	SECOND BIDDER	THIRD BIDDER	ESTIMATE
-----	-----	-----	-----	-----	-----	-----	-----	-----	-----
8" DUCTILE IRON WATER PIPE BRIDGE, CL 54 / LF									

651145P	2022Q2	22127	BERGEN	CRRSAA-FLEX-0004 (32	317	\$646.00	\$646.00	\$740.77	\$1,000
---------	--------	-------	--------	----------------------	-----	----------	----------	----------	---------

New Jersey Department of Transportation  
 Jan 2022 - Dec 2022

12:15 Tuesday, January 3, 2023 346

HISTORICAL BID PRICE LISTING  
 BY REGION

REGION: N

PAY ITEM	CALENDAR QUARTER	CONTRACT NUMBER	COUNTY LOCATION	PROJECT DESCRIPTION	BID QUANTITY	AWARD PRICE	SECOND BIDDER	THIRD BIDDER	ESTIMATE
FIRE HYDRANT / U									
651246M	2022Q2	22127	BERGEN	CRRSAA-FLEX-0004 (32	1	\$13,250	\$13,250	\$15,194	\$7,500
		22117	PASSAIC	NHP-0020 (301)	7	\$11,000	\$15,000	\$11,000	\$8,420
	2022Q3	22137	UNION	NHP-0022 (353)	2	\$10,000	\$10,500	\$10,000	\$20,000
RELOCATE FIRE HYDRANT / U									
651249M	2022Q3	22137	UNION	NHP-0022 (353)	2	\$1,700	\$11,500	\$10,000	\$7,500
RESET FIRE HYDRANT / U									
651252M	2022Q2	22117	PASSAIC	NHP-0020 (301)	1	\$1,500	\$4,000	\$1,100	\$2,100
		22127	BERGEN	CRRSAA-FLEX-0004 (32	1	\$2,400	\$2,400	\$2,752	\$2,200
RESET WATER MANHOLE / U									
651253M	2022Q2	22117	PASSAIC	NHP-0020 (301)	1	\$1,500	\$1,500	\$555	\$500.00
RESET WATER VALVE BOX / U									
651255M	2022Q1	22101	PASSAIC	NHP-0080 (331)	1	\$1,000	\$500	\$650	\$100.00
		22401	PASSAIC	STATE	15	\$30.00	\$75.00	\$55.00	\$80.00
		22402	UNION	STATE	69	\$100.00	\$75.00	\$25.00	\$80.00
		22401	PASSAIC	STATE	100	\$20.00	\$1.00	\$51.00	\$50.00
		22402	UNION	STATE	100	\$1.00	\$5.00	\$0.20	\$50.00
	2022Q2	22129	MORRIS	STBGP-FLEX-0046 (351)	3	\$35.00	\$700.00	\$337.11	\$325.00
		22117	PASSAIC	NHP-0020 (301)	5	\$100.00	\$450.00	\$222.00	\$125.00
		22127	BERGEN	CRRSAA-FLEX-0004 (32	7	\$150.00	\$150.00	\$172.01	\$180.00
		22105	UNION	NHP-0439 (303)	8	\$40.00			\$100.00
		22110	BERGEN	NHP-0017 (307)	13	\$100.00	\$25.00	\$30.00	\$150.00
	2022Q3	22137	UNION	NHP-0022 (353)	2	\$425	\$300	\$4,500	\$275.00
WATER AS-BUILT PLAN / LS									
651258M	2022Q2	22117	PASSAIC	NHP-0020 (301)	1	\$3,000	\$2,800	\$5,000	\$3,000

New Jersey Department of Transportation  
Jan 2022 - Dec 2022

12:15 Tuesday, January 3, 2023 347

HISTORICAL BID PRICE LISTING  
BY REGION

REGION: N

PAY ITEM	CALENDAR QUARTER	CONTRACT NUMBER	COUNTY LOCATION	PROJECT DESCRIPTION	BID QUANTITY	AWARD PRICE	SECOND BIDDER	THIRD BIDDER	ESTIMATE
----------	------------------	-----------------	-----------------	---------------------	--------------	-------------	---------------	--------------	----------

12" POLYVINYL CHLORIDE SEWER PIPE / LF									
652234P	2022Q2	22117	PASSAIC	NHP-0020(301)	647	\$245.00	\$300.00	\$94.00	\$150.00

New Jersey Department of Transportation  
Jan 2022 - Dec 2022

12:15 Tuesday, January 3, 2023 348

HISTORICAL BID PRICE LISTING  
BY REGION

REGION: N

PAY ITEM	CALENDAR QUARTER	CONTRACT NUMBER	COUNTY LOCATION	PROJECT DESCRIPTION	BID QUANTITY	AWARD PRICE	SECOND BIDDER	THIRD BIDDER	ESTIMATE
SANITARY SEWER PIPE LINING / LF									
652414M	2022Q1	21139	MORRIS	NHP-0015(310)	81	\$849.85			\$200.00

MANHOLE, SANITARY SEWER / U

652420M	2022Q2	22117	PASSAIC	NHP-0020(301)	2	\$7,500	\$12,000	\$8,000	\$8,000
---------	--------	-------	---------	---------------	---	---------	----------	---------	---------

MANHOLE, DOGHOUSE, SANITARY SEWER / U

652421M	2022Q2	22117	PASSAIC	NHP-0020(301)	1	\$7,500	\$15,000	\$8,000	\$6,500
---------	--------	-------	---------	---------------	---	---------	----------	---------	---------

RECONSTRUCTED MANHOLE, SANITARY SEWER, U / U

652429M	2022Q2	22117	PASSAIC	NHP-0020(301)	4	\$2,500	\$5,500	\$1,600	\$3,840
---------	--------	-------	---------	---------------	---	---------	---------	---------	---------

RESET MANHOLE, SANITARY SEWER, USING EXI / U

652432M	2022Q2	22105	UNION	NHP-0439(303)	1	\$1,150			\$1,000
---------	--------	-------	-------	---------------	---	---------	--	--	---------

RESET MANHOLE, SANITARY SEWER, USING NEW / U

652435M	2022Q2	22117	PASSAIC	NHP-0020(301)	18	\$1,300	\$1,650	\$745	\$1,200
---------	--------	-------	---------	---------------	----	---------	---------	-------	---------

TEMPORARY SEWER BYPASS / U

652437M	2022Q3	22137	UNION	NHP-0022(353)	1	\$15,000	\$6,000	\$55,000	\$50,000
---------	--------	-------	-------	---------------	---	----------	---------	----------	----------

New Jersey Department of Transportation  
Jan 2022 - Dec 2022

12:15 Tuesday, January 3, 2023 349

HISTORICAL BID PRICE LISTING  
BY REGION

REGION: N

CALENDAR CONTRACT	COUNTY	PROJECT	BID	AWARD	SECOND	THIRD
-------------------	--------	---------	-----	-------	--------	-------

PAY ITEM	QUARTER	NUMBER	LOCATION	DESCRIPTION	QUANTITY	PRICE	BIDDER	BIDDER	ESTIMATE
SANITARY UTILITY RELOCATION / LS									
652600P	2022Q3	22137	UNION	NHP-0022 (353)	1	\$25,000	\$6,000	\$55,000	\$20,000

New Jersey Department of Transportation  
Jan 2022 - Dec 2022

12:15 Tuesday, January 3, 2023 350

HISTORICAL BID PRICE LISTING  
BY REGION

REGION: N

PAY ITEM	CALENDAR QUARTER	CONTRACT NUMBER	COUNTY LOCATION	PROJECT DESCRIPTION	BID QUANTITY	AWARD PRICE	SECOND BIDDER	THIRD BIDDER	ESTIMATE
GAS UTILITY RELOCATION / LS									
653001P	2022Q3	22137	UNION	NHP-0022 (353)	1	\$50,000	\$150,000	\$125,000	\$225,000

TEMPORARY GAS MAIN, \_\_\_\_\_ / LS

653002P	2022Q3	22137	UNION	NHP-0022 (353)	1	\$45,000	\$100,000	\$85,000	\$140,000
---------	--------	-------	-------	----------------	---	----------	-----------	----------	-----------

6" GAS MAIN / LF

653009P	2022Q2	22117	PASSAIC	NHP-0020 (301)	670	\$485.00	\$285.00	\$500.00	\$165.00
---------	--------	-------	---------	----------------	-----	----------	----------	----------	----------

16" GAS MAIN / LF

653024P	2022Q2	22117	PASSAIC	NHP-0020 (301)	180	\$1,050	\$1,650	\$1,000	\$430.00
---------	--------	-------	---------	----------------	-----	---------	---------	---------	----------

GAS SERVICE CONNECTION / U

653081M	2022Q2	22117	PASSAIC	NHP-0020 (301)	18	\$6,200	\$6,100	\$6,000	\$2,840
---------	--------	-------	---------	----------------	----	---------	---------	---------	---------

RESET GAS VALVE BOX / U

653084M	2022Q1	22401	PASSAIC	STATE	12	\$40.00	\$75.00	\$55.00	\$80.00
		22402	UNION	STATE	38	\$100.00	\$75.00	\$25.00	\$80.00
		22401	PASSAIC	STATE	100	\$10.00	\$1.00	\$51.00	\$50.00
		22402	UNION	STATE	100	\$1.00	\$10.00	\$0.20	\$50.00
	2022Q2	22105	UNION	NHP-0439 (303)	4	\$40.00			\$125.00
		22117	PASSAIC	NHP-0020 (301)	6	\$200	\$1,650	\$200	\$60.00
	2022Q3	22149	MORRIS	HSIP-0015 (313)	1	\$1,000	\$30	\$943	\$300.00
		22137	UNION	NHP-0022 (353)	3	\$1,800	\$100	\$500	\$325.00

GAS AS-BUILT PLAN / LS

653087P	2022Q2	22117	PASSAIC	NHP-0020 (301)	1	\$2,700	\$1,100	\$2,700	\$3,000
---------	--------	-------	---------	----------------	---	---------	---------	---------	---------

HISTORICAL BID PRICE LISTING  
BY REGION

REGION: N

PAY ITEM	CALENDAR QUARTER	CONTRACT NUMBER	COUNTY LOCATION	PROJECT DESCRIPTION	BID QUANTITY	AWARD PRICE	SECOND BIDDER	THIRD BIDDER	ESTIMATE
GAS MAIN REMOVAL / LF									
653088P	2022Q2	22117	PASSAIC	NHP-0020 (301)	770	\$160.00	\$165.00	\$160.00	\$115.00

HISTORICAL BID PRICE LISTING  
BY REGION

REGION: N

PAY ITEM	CALENDAR QUARTER	CONTRACT NUMBER	COUNTY LOCATION	PROJECT DESCRIPTION	BID QUANTITY	AWARD PRICE	SECOND BIDDER	THIRD BIDDER	ESTIMATE
ELECTRICAL CONDUIT / LF									
654003P	2022Q2	22127	BERGEN	CRRSAA-FLEX-0004 (32	581	\$425.00	\$425.00	\$376.12	\$60.00
-----									
GUY ANCHOR INSTALLATION / U									
654005M	2022Q2	22117	PASSAIC	NHP-0020 (301)	4	\$3,300	\$1,350	\$3,200	\$2,500
-----									
ELECTRICAL UTILITY RELOCATION / LS									
654007P	2022Q2	22122	MORRIS	NHP-0015 (311)	1	\$600,000	\$450,000	\$450,000	\$190,000
	2022Q3	22149	MORRIS	HSIP-0015 (313)	1	\$950,000	\$820,000	\$626,280	\$325,000
-----									
RELOCATE UNDERGROUND ELECTRIC SERVICE / U									
654008P	2022Q2	22117	PASSAIC	NHP-0020 (301)	2	\$25,000	\$10,000	\$30,000	\$15,000
	2022Q3	22149	MORRIS	HSIP-0015 (313)	4	\$22,000	\$22,500	\$20,400	\$4,000
-----									
UTILITY POLE SHEATH / U									
654010M	2022Q2	22117	PASSAIC	NHP-0020 (301)	7	\$3,300	\$1,800	\$3,400	\$7,500
-----									
RESET ELECTRIC MANHOLE / U									
654029M	2022Q2	22123	BERGEN	STBGP-0208 (302)	2	\$2,800	\$1,350	\$1,800	\$4,000



-----  
 ELECTRICAL MANHOLE / U

654030M	2022Q2 22127	BERGEN	CRRSAA-FLEX-0004 (32	2	\$80,000	\$80,000	\$61,635	\$65,500
---------	--------------	--------	----------------------	---	----------	----------	----------	----------

-----  
 RESET TELECOMMUNICATIONS MANHOLE / U

654050M	2022Q1 22402	UNION	STATE	6	\$3,100	\$3,245	\$3,200	\$2,500
---------	--------------	-------	-------	---	---------	---------	---------	---------

New Jersey Department of Transportation  
 Jan 2022 - Dec 2022 12:15 Tuesday, January 3, 2023 353

HISTORICAL BID PRICE LISTING  
 BY REGION

REGION: N

PAY ITEM	CALENDAR QUARTER	CONTRACT NUMBER	COUNTY LOCATION	PROJECT DESCRIPTION	BID QUANTITY	AWARD PRICE	SECOND BIDDER	THIRD BIDDER	ESTIMATE
----------	------------------	-----------------	-----------------	---------------------	--------------	-------------	---------------	--------------	----------

-----  
 RESET TELECOMMUNICATIONS MANHOLE / U

654050M	2022Q2 22129	MORRIS	STBGP-FLEX-0046 (351)	4	\$750	\$750	\$2,231	\$3,000
---------	--------------	--------	-----------------------	---	-------	-------	---------	---------

New Jersey Department of Transportation  
 Jan 2022 - Dec 2022 12:15 Tuesday, January 3, 2023 354

HISTORICAL BID PRICE LISTING  
 BY REGION

REGION: N

PAY ITEM	CALENDAR QUARTER	CONTRACT NUMBER	COUNTY LOCATION	PROJECT DESCRIPTION	BID QUANTITY	AWARD PRICE	SECOND BIDDER	THIRD BIDDER	ESTIMATE
----------	------------------	-----------------	-----------------	---------------------	--------------	-------------	---------------	--------------	----------

-----  
 TELECOMMUNICATION CONDUIT / LF

655003P	2022Q2 22127	BERGEN	CRRSAA-FLEX-0004 (32	519	\$284.00	\$284.00	\$325.66	\$85.00
---------	--------------	--------	----------------------	-----	----------	----------	----------	---------

-----  
 TELECOMMUNICATION MANHOLE / U

655012M	2022Q2 22127	BERGEN	CRRSAA-FLEX-0004 (32	1	\$68,000	\$68,000	\$77,976	\$16,500
---------	--------------	--------	----------------------	---	----------	----------	----------	----------

-----  
 FIBER OPTIC UTILITY RELOCATION / LF

655020P	2022Q3 22137	UNION	NHP-0022 (353)	60	\$650.00	\$90.00	\$500.00	\$1,000
---------	--------------	-------	----------------	----	----------	---------	----------	---------

-----  
 ELECTRICAL UTILITY RELOCATION, JCP&L / LS

655031P	2022Q2 22129	MORRIS	STBGP-FLEX-0046 (351)	1	\$175,000	\$150,000	\$171,377	\$80,000
---------	--------------	--------	-----------------------	---	-----------	-----------	-----------	----------

	2022Q4 22152	WARREN	CMAQ-0046 (353)	1	\$45,000	\$108,000	\$125,000	\$50,000
--	--------------	--------	-----------------	---	----------	-----------	-----------	----------

New Jersey Department of Transportation 12:15 Tuesday, January 3, 2023 355

Jan 2022 - Dec 2022

HISTORICAL BID PRICE LISTING  
BY REGION

REGION: N

PAY ITEM	CALENDAR QUARTER	CONTRACT NUMBER	COUNTY LOCATION	PROJECT DESCRIPTION	BID QUANTITY	AWARD PRICE	SECOND BIDDER	THIRD BIDDER	ESTIMATE
UTILITY PIPE SUPPORT / LS									
657005P	2022Q2	22129	MORRIS	STBGP-FLEX-0046 (351)	1	\$65,000	\$150,000	\$99,063	\$60,000

New Jersey Department of Transportation  
Jan 2022 - Dec 2022

12:15 Tuesday, January 3, 2023 356

HISTORICAL BID PRICE LISTING  
BY REGION

REGION: N

PAY ITEM	CALENDAR QUARTER	CONTRACT NUMBER	COUNTY LOCATION	PROJECT DESCRIPTION	BID QUANTITY	AWARD PRICE	SECOND BIDDER	THIRD BIDDER	ESTIMATE
3/4" RIGID METALLIC CONDUIT / LF									
701006P	2022Q1	22429	MORRIS	100% STATE	50	\$1.00	\$200.00		\$20.00

1 1/2" RIGID METALLIC CONDUIT / LF

701012P	2022Q1	22429	MORRIS	100% STATE	100	\$40.00	\$200.00		\$35.00
		22427	BERGEN	100% STATE	200	\$10.00	\$45.00	\$100.00	\$20.00
		22101	PASSAIC	NHP-0080 (331)	824	\$30.00	\$70.00	\$45.00	\$38.00
	2022Q2	22117	PASSAIC	NHP-0020 (301)	90	\$55.00	\$88.00	\$90.00	\$35.00

2" RIGID METALLIC CONDUIT / LF

701015P	2022Q1	22101	PASSAIC	NHP-0080 (331)	22	\$50.00	\$60.00	\$48.00	\$50.00
		22427	BERGEN	100% STATE	400	\$44.00	\$51.00	\$125.00	\$35.00
	2022Q2	22129	MORRIS	STBGP-FLEX-0046 (351)	55	\$95.00	\$100.00	\$57.30	\$65.00
		22122	MORRIS	NHP-0015 (311)	70	\$45.00	\$150.00	\$100.00	\$50.00
		22117	PASSAIC	NHP-0020 (301)	90	\$66.00	\$68.00	\$52.00	\$45.00
		22127	BERGEN	CRRSAA-FLEX-0004 (32)	299	\$90.00	\$90.00	\$97.47	\$54.00
	2022Q3	22137	UNION	NHP-0022 (353)	35	\$36.00	\$90.00	\$70.00	\$50.00
		22149	MORRIS	HSIP-0015 (313)	40	\$75.00	\$82.00	\$73.95	\$55.00

2 1/2" RIGID METALLIC CONDUIT / LF

701018P	2022Q1	22427	BERGEN	100% STATE	100	\$10.00	\$72.00	\$130.00	\$15.00
	2022Q4	22152	WARREN	CMAQ-0046 (353)	7	\$95.00	\$500.00	\$200.00	\$50.00

-----  
 3" RIGID METALLIC CONDUIT / LF

701021P	2022Q1	22101	PASSAIC	NHP-0080 (331)	322	\$55.00	\$70.00	\$60.00	\$50.00
		21140	MORRIS	100% State	1,125	\$45.00	\$56.00	\$55.00	\$74.00
		22427	BERGEN	100% STATE	4,000	\$59.00	\$78.00	\$140.00	\$55.00

New Jersey Department of Transportation  
 Jan 2022 - Dec 2022

12:15 Tuesday, January 3, 2023 357

HISTORICAL BID PRICE LISTING  
 BY REGION

REGION: N

PAY ITEM	CALENDAR QUARTER	CONTRACT NUMBER	COUNTY LOCATION	PROJECT DESCRIPTION	BID QUANTITY	AWARD PRICE	SECOND BIDDER	THIRD BIDDER	ESTIMATE
-----	-----	-----	-----	-----	-----	-----	-----	-----	-----
3" RIGID METALLIC CONDUIT / LF									
701021P	2022Q2	22123	BERGEN	STBGP-0208 (302)	20	\$235.00	\$200.00	\$200.00	\$100.00
		22110	BERGEN	NHP-0017 (307)	38	\$128.00	\$110.00	\$120.50	\$60.00
		22129	MORRIS	STBGP-FLEX-0046 (351)	426	\$110.00	\$100.00	\$74.98	\$70.00
		22127	BERGEN	CRRSAA-FLEX-0004 (32)	508	\$75.00	\$75.00	\$80.27	\$70.00
		22105	UNION	NHP-0439 (303)	689	\$90.00			\$65.00
		22105	UNION	NHP-0439 (303)	3,517	\$90.00			\$65.00
		22117	PASSAIC	NHP-0020 (301)	7,145	\$68.00	\$75.00	\$95.00	\$50.00
	2022Q3	22137	UNION	NHP-0022 (353)	220	\$54.00	\$90.00	\$70.00	\$84.00
		22149	MORRIS	HSIP-0015 (313)	2,300	\$80.00	\$82.00	\$73.95	\$65.00
	2022Q4	22152	WARREN	CMAQ-0046 (353)	1,341	\$100.00	\$90.00	\$140.00	\$75.00

-----  
 4" RIGID METALLIC CONDUIT / LF

701024P	2022Q2	22105	UNION	NHP-0439 (303)	10	\$110.00			\$119.00
		22105	UNION	NHP-0439 (303)	35	\$110.00			\$119.00
		22117	PASSAIC	NHP-0020 (301)	120	\$88.00	\$106.00	\$100.00	\$70.00

-----  
 2" RIGID NONMETALLIC CONDUIT / LF

701027P	2022Q1	22427	BERGEN	100% STATE	500	\$30.00	\$387.00	\$75.00	\$25.00
---------	--------	-------	--------	------------	-----	---------	----------	---------	---------

-----  
 3" RIGID NONMETALLIC CONDUIT / LF

701030P	2022Q1	22427	BERGEN	100% STATE	5,000	\$31.00	\$63.00	\$72.00	\$35.00
	2022Q2	22117	PASSAIC	NHP-0020 (301)	125	\$33.00	\$51.00	\$42.00	\$25.00
		22123	BERGEN	STBGP-0208 (302)	1,137	\$40.00	\$45.00	\$32.00	\$30.00
	2022Q3	22137	UNION	NHP-0022 (353)	330	\$38.00	\$55.00	\$40.00	\$50.00

-----  
 1 1/4" FLEXIBLE METALLIC CONDUIT / LF

701036P	2022Q1	22429	MORRIS	100% STATE	50	\$5.00	\$200.00		\$20.00
---------	--------	-------	--------	------------	----	--------	----------	--	---------

HISTORICAL BID PRICE LISTING  
BY REGION

REGION: N

PAY ITEM	CALENDAR QUARTER	CONTRACT NUMBER	COUNTY LOCATION	PROJECT DESCRIPTION	BID QUANTITY	AWARD PRICE	SECOND BIDDER	THIRD BIDDER	ESTIMATE
1" FLEXIBLE METALLIC CONDUIT / LF									
701038P	2022Q1	22101	PASSAIC	NHP-0080 (331)	20	\$20.00	\$60.00	\$65.00	\$10.00
1 1/2" FLEXIBLE METALLIC CONDUIT / LF									
701039P	2022Q1	22429	MORRIS	100% STATE	50	\$5.00	\$200.00		\$20.00
FIBERGLASS CONDUIT / LF									
701091P	2022Q2	22127	BERGEN	CRRSAA-FLEX-0004 (32	4,755	\$18.00	\$18.00	\$20.64	\$25.00
38" JUNCTION BOX / U									
701093M	2022Q1	22427	BERGEN	100% STATE	1	\$500	\$6,696	\$4,000	\$1,250
10" X 36" JUNCTION BOX / U									
701096M	2022Q1	22101	PASSAIC	NHP-0080 (331)	18	\$1,500	\$1,500	\$2,100	\$2,500
	2022Q2	22127	BERGEN	CRRSAA-FLEX-0004 (32	2	\$1,750	\$1,750	\$1,926	\$1,800
		22123	BERGEN	STBGP-0208 (302)	6	\$3,700	\$1,500	\$3,500	\$2,000
17" X 30" JUNCTION BOX / U									
701099M	2022Q1	22427	BERGEN	100% STATE	2	\$250	\$2,551	\$1,000	\$600.00

HISTORICAL BID PRICE LISTING  
BY REGION

REGION: N

PAY ITEM	CALENDAR QUARTER	CONTRACT NUMBER	COUNTY LOCATION	PROJECT DESCRIPTION	BID QUANTITY	AWARD PRICE	SECOND BIDDER	THIRD BIDDER	ESTIMATE
18" X 36" JUNCTION BOX / U									
701102M	2022Q1	22101	PASSAIC	NHP-0080 (331)	1	\$1,600	\$2,500	\$2,500	\$2,564
		22427	BERGEN	100% STATE	40	\$1,850	\$4,450	\$4,000	\$1,600

2022Q2	22127	BERGEN	CRRSAA-FLEX-0004 (32	2	\$4,000	\$4,000	\$4,472	\$2,800
	22129	MORRIS	STBGP-FLEX-0046 (351)	5	\$3,200	\$2,500	\$2,521	\$3,300
	22105	UNION	NHP-0439 (303)	12	\$3,250			\$2,500
	22105	UNION	NHP-0439 (303)	43	\$3,250			\$2,500
	22117	PASSAIC	NHP-0020 (301)	51	\$2,800	\$2,750	\$2,700	\$2,100
2022Q3	22149	MORRIS	HSIP-0015 (313)	25	\$4,500	\$4,000	\$3,621	\$2,500
2022Q4	22152	WARREN	CMAQ-0046 (353)	16	\$3,000	\$3,000	\$5,500	\$2,663

-----  
8" X 8" X 6" METAL JUNCTION BOX / U

701105M	2022Q1	22101	PASSAIC	NHP-0080 (331)	4	\$500	\$1,850	\$2,000	\$1,500
---------	--------	-------	---------	----------------	---	-------	---------	---------	---------

-----  
TRANSITE JUNCTION BOX REMOVAL / U

701107M	2022Q3	22149	MORRIS	HSIP-0015 (313)	17	\$4,300	\$4,800	\$2,652	\$3,000
---------	--------	-------	--------	-----------------	----	---------	---------	---------	---------

-----  
12" X 10" X 8" METAL JUNCTION BOX / U

701108M	2022Q1	22429	MORRIS	100% STATE	1	\$2,000	\$1,382		\$750.00
		22427	BERGEN	100% STATE	2	\$250	\$1,196	\$1,000	\$600.00

-----  
JUNCTION BOX FOUNDATION / U

701117M	2022Q1	22427	BERGEN	100% STATE	45	\$1,850	\$4,000	\$3,600	\$1,650
	2022Q2	22123	BERGEN	STBGP-0208 (302)	1	\$5,700	\$4,000	\$5,000	\$3,000
		22117	PASSAIC	NHP-0020 (301)	10	\$3,900	\$2,800	\$3,000	\$2,700
	2022Q3	22149	MORRIS	HSIP-0015 (313)	2	\$4,500	\$4,600	\$4,080	\$3,200

New Jersey Department of Transportation  
Jan 2022 - Dec 2022

12:15 Tuesday, January 3, 2023 360

HISTORICAL BID PRICE LISTING  
BY REGION

REGION: N

PAY ITEM	CALENDAR QUARTER	CONTRACT NUMBER	COUNTY LOCATION	PROJECT DESCRIPTION	BID QUANTITY	AWARD PRICE	SECOND BIDDER	THIRD BIDDER	ESTIMATE
JUNCTION BOX FOUNDATION / U									
701117M	(cont)	22137	UNION	NHP-0022 (353)	3	\$2,350	\$4,000	\$3,400	\$3,500

-----  
JUNCTION BOX MODIFICATIONS / LS

701118P	2022Q2	22117	PASSAIC	NHP-0020 (301)	1	\$16,500	\$8,000	\$1,500	\$1,000
	2022Q3	22137	UNION	NHP-0022 (353)	1	\$5,000	\$12,000	\$10,000	\$10,000
		22149	MORRIS	HSIP-0015 (313)	1	\$11,000	\$12,000	\$10,710	\$15,000

-----  
 JUNCTION BOX FRAME AND COVER / U

701120M	2022Q1	22427	BERGEN	100% STATE	10	\$650	\$1,913	\$1,600	\$750.00
	2022Q2	22117	PASSAIC	NHP-0020 (301)	5	\$500.00	\$100.00	\$900.00	\$1,000

-----  
 FOUNDATION, TYPE SFT / U

701123M	2022Q1	22427	BERGEN	100% STATE	10	\$1,000	\$3,986	\$3,200	\$1,100
	2022Q2	22105	UNION	NHP-0439 (303)	1	\$3,300			\$2,500
		22105	UNION	NHP-0439 (303)	16	\$3,300			\$2,500
		22117	PASSAIC	NHP-0020 (301)	20	\$2,750	\$3,500	\$2,900	\$2,270
	2022Q3	22149	MORRIS	HSIP-0015 (313)	2	\$4,000	\$3,600	\$3,162	\$2,500
	2022Q4	22152	WARREN	CMAQ-0046 (353)	1	\$3,250	\$2,000	\$6,500	\$2,700

-----  
 FOUNDATION, TYPE MCF / U

701126M	2022Q1	22427	BERGEN	100% STATE	5	\$750	\$2,232	\$1,600	\$750.00
	2022Q2	22127	BERGEN	CRRSAA-FLEX-0004 (32	1	\$1,250	\$1,250	\$1,376	\$1,800
		22117	PASSAIC	NHP-0020 (301)	3	\$2,200	\$2,500	\$1,200	\$1,800

-----  
 FOUNDATION, TYPE P-MC MODIFIED / U

701128M	2022Q1	22427	BERGEN	100% STATE	5	\$1,700	\$5,102	\$4,400	\$1,800
---------	--------	-------	--------	------------	---	---------	---------	---------	---------

New Jersey Department of Transportation  
 Jan 2022 - Dec 2022

12:15 Tuesday, January 3, 2023 361

HISTORICAL BID PRICE LISTING  
 BY REGION

REGION: N

PAY ITEM	CALENDAR QUARTER	CONTRACT NUMBER	COUNTY LOCATION	PROJECT DESCRIPTION	BID QUANTITY	AWARD PRICE	SECOND BIDDER	THIRD BIDDER	ESTIMATE
	2022Q2	22129	MORRIS	STBGP-FLEX-0046 (351)	1	\$6,400	\$2,000	\$4,354	\$5,200
		22105	UNION	NHP-0439 (303)	2	\$6,200			\$5,000
		22117	PASSAIC	NHP-0020 (301)	3	\$4,400	\$7,500	\$2,700	\$4,240
		22105	UNION	NHP-0439 (303)	6	\$6,200			\$5,000
	2022Q3	22149	MORRIS	HSIP-0015 (313)	1	\$8,000	\$4,800	\$4,284	\$5,000

-----  
 FOUNDATION, TYPE P / U

701129M	2022Q1	22427	BERGEN	100% STATE	2	\$100	\$3,826	\$1,600	\$700.00
---------	--------	-------	--------	------------	---	-------	---------	---------	----------

-----

FOUNDATION, TYPE P-MC / U

701132M	2022Q1	22427	BERGEN	100% STATE	10	\$1,700	\$7,175	\$3,200	\$1,550
	2022Q4	22152	WARREN	CMAQ-0046 (353)	2	\$6,100	\$6,000	\$7,000	\$4,105

FOUNDATION, TYPE SPF / U

701135M	2022Q1	22427	BERGEN	100% STATE	10	\$850	\$1,913	\$2,000	\$800.00
	2022Q2	22105	UNION	NHP-0439 (303)	1	\$2,100			\$2,300
		22110	BERGEN	NHP-0017 (307)	3	\$3,220	\$2,785	\$3,000	\$2,100
		22129	MORRIS	STBGP-FLEX-0046 (351)	3	\$2,180	\$3,750	\$2,180	\$2,100
		22105	UNION	NHP-0439 (303)	16	\$2,100			\$2,300
		22117	PASSAIC	NHP-0020 (301)	16	\$2,200	\$2,100	\$1,300	\$1,820
	2022Q4	22152	WARREN	CMAQ-0046 (353)	5	\$2,100	\$2,000	\$3,500	\$1,861

BORING FOR FOUNDATION, STF 50 FOOT ARM / U

701136M	2022Q2	22117	PASSAIC	NHP-0020 (301)	1	\$10,000	\$6,000	\$4,500	\$10,000
---------	--------	-------	---------	----------------	---	----------	---------	---------	----------

FOUNDATION, STF FOR GREATER THAN 50 FOOT / LF

701137M	2022Q2	22117	PASSAIC	NHP-0020 (301)	20	\$2,550	\$2,200	\$1,000	\$1,500
---------	--------	-------	---------	----------------	----	---------	---------	---------	---------

New Jersey Department of Transportation  
Jan 2022 - Dec 2022

12:15 Tuesday, January 3, 2023 362

HISTORICAL BID PRICE LISTING  
BY REGION

REGION: N

PAY ITEM	CALENDAR QUARTER	CONTRACT NUMBER	COUNTY LOCATION	PROJECT DESCRIPTION	BID QUANTITY	AWARD PRICE	SECOND BIDDER	THIRD BIDDER	ESTIMATE
FOUNDATION, TYPE STF / U									
701138M	2022Q1	22427	BERGEN	100% STATE	10	\$4,000	\$7,100	\$9,000	\$4,500
	2022Q2	22129	MORRIS	STBGP-FLEX-0046 (351)	3	\$11,000	\$4,000	\$9,169	\$6,000
		22105	UNION	NHP-0439 (303)	10	\$10,000			\$7,000
		22117	PASSAIC	NHP-0020 (301)	17	\$10,000	\$12,500	\$4,500	\$5,000
	2022Q3	22149	MORRIS	HSIP-0015 (313)	8	\$12,000	\$11,800	\$10,608	\$2,400
	2022Q4	22152	WARREN	CMAQ-0046 (353)	2	\$11,000	\$6,000	\$25,000	\$6,459

FOUNDATION, TYPE SFX / U

701141M	2022Q1	22427	BERGEN	100% STATE	1	\$1	\$3,029	\$300	\$100.00
---------	--------	-------	--------	------------	---	-----	---------	-------	----------

FOUNDATION, TYPE SFK / U

701144M	2022Q1	22427	BERGEN	100% STATE	10	\$1,100	\$5,102	\$2,800	\$1,000
	2022Q2	22129	MORRIS	STBGP-FLEX-0046 (351)	1	\$3,400	\$5,000	\$3,213	\$3,400
		22105	UNION	NHP-0439 (303)	5	\$3,400			\$3,400
		22117	PASSAIC	NHP-0020 (301)	6	\$3,300	\$4,000	\$2,800	\$2,570
		22105	UNION	NHP-0439 (303)	7	\$3,400			\$3,400
	2022Q4	22152	WARREN	CMAQ-0046 (353)	9	\$3,400	\$3,000	\$6,000	\$3,320

-----  
FOUNDATION, TYPE 1M / U

701153M	2022Q1	22427	BERGEN	100% STATE	2	\$200	\$3,189	\$400	\$200.00
---------	--------	-------	--------	------------	---	-------	---------	-------	----------

-----  
FOUNDATION, TYPE 2M / U

701156M	2022Q1	22427	BERGEN	100% STATE	2	\$400	\$4,783	\$800	\$400.00
---------	--------	-------	--------	------------	---	-------	---------	-------	----------

-----  
FOUNDATION, TYPE 1M-MC / U

701159M	2022Q1	22101	PASSAIC	NHP-0080 (331)	1	\$1,500	\$1,500	\$4,500	\$1,800
---------	--------	-------	---------	----------------	---	---------	---------	---------	---------

New Jersey Department of Transportation  
Jan 2022 - Dec 2022

12:15 Tuesday, January 3, 2023 363

HISTORICAL BID PRICE LISTING  
BY REGION

REGION: N

PAY ITEM	CALENDAR QUARTER	CONTRACT NUMBER	COUNTY LOCATION	PROJECT DESCRIPTION	BID QUANTITY	AWARD PRICE	SECOND BIDDER	THIRD BIDDER	ESTIMATE
-----	-----	-----	-----	-----	-----	-----	-----	-----	-----

FOUNDATION, TYPE 1M-MC / U

701159M	(cont)	22427	BERGEN	100% STATE	2	\$600	\$5,421	\$1,600	\$700.00
---------	--------	-------	--------	------------	---	-------	---------	---------	----------

-----  
FOUNDATION, TYPE 2M-MC / U

701162M	2022Q1	22427	BERGEN	100% STATE	2	\$800	\$5,580	\$2,000	\$900.00
	2022Q3	22137	UNION	NHP-0022 (353)	1	\$4,500	\$7,000	\$5,500	\$4,800

-----  
METER CABINET, TYPE TL / U

701171M	2022Q2	22129	MORRIS	STBGP-FLEX-0046 (351)	1	\$3,630	\$4,000	\$6,748	\$5,100
		22105	UNION	NHP-0439 (303)	2	\$3,000			\$4,700
		22117	PASSAIC	NHP-0020 (301)	3	\$3,200	\$6,100	\$6,000	\$4,250
		22105	UNION	NHP-0439 (303)	6	\$3,000			\$4,700
	2022Q3	22149	MORRIS	HSIP-0015 (313)	1	\$8,200	\$9,000	\$8,058	\$4,000
	2022Q4	22152	WARREN	CMAQ-0046 (353)	2	\$4,100	\$5,000	\$4,300	\$4,138



METER CABINET, TYPE 1M / U

701174M	2022Q1	22101	PASSAIC	NHP-0080 (331)	1	\$7,500	\$10,520	\$12,098	\$12,000
---------	--------	-------	---------	----------------	---	---------	----------	----------	----------

METER CABINET, TYPE 2M-MC / U

701180M	2022Q3	22137	UNION	NHP-0022 (353)	1	\$20,500	\$24,000	\$19,000	\$19,000
---------	--------	-------	-------	----------------	---	----------	----------	----------	----------

METER CABINET, TYPE L / U

701183M	2022Q2	22127	BERGEN	CRRSAA-FLEX-0004 (32)	1	\$6,600	\$6,600	\$7,454	\$3,400
		22117	PASSAIC	NHP-0020 (301)	3	\$3,200	\$6,200	\$6,000	\$6,500

MODIFY METER CABINET / U

701187M	2022Q2	22117	PASSAIC	NHP-0020 (301)	5	\$4,100	\$1,600	\$1,600	\$2,500
---------	--------	-------	---------	----------------	---	---------	---------	---------	---------

New Jersey Department of Transportation  
Jan 2022 - Dec 2022

12:15 Tuesday, January 3, 2023 364

HISTORICAL BID PRICE LISTING  
BY REGION

REGION: N

PAY ITEM	CALENDAR QUARTER	CONTRACT NUMBER	COUNTY LOCATION	PROJECT DESCRIPTION	BID QUANTITY	AWARD PRICE	SECOND BIDDER	THIRD BIDDER	ESTIMATE
GROUND WIRE, NO. 6 AWG / LF									
701189P	2022Q3	22137	UNION	NHP-0022 (353)	770	\$3.75	\$4.00	\$3.50	\$3.00
GROUND WIRE, NO. 4 AWG / LF									
701190P	2022Q1	22101	PASSAIC	NHP-0080 (331)	732	\$5.00	\$5.00	\$5.75	\$4.00
GROUND WIRE, NO. 8 AWG / LF									
701192P	2022Q1	22101	PASSAIC	NHP-0080 (331)	795	\$5.00	\$4.00	\$4.60	\$3.00
		22429	MORRIS	100% STATE	3,000	\$2.75	\$3.90		\$2.50
	2022Q2	22110	BERGEN	NHP-0017 (307)	67	\$7.00	\$6.00	\$4.00	\$2.00
		22127	BERGEN	CRRSAA-FLEX-0004 (32)	180	\$3.25	\$3.25	\$3.44	\$4.00
		22129	MORRIS	STBGP-FLEX-0046 (351)	462	\$3.25	\$4.00	\$1.77	\$4.00
		22123	BERGEN	STBGP-0208 (302)	620	\$6.00	\$4.50	\$6.00	\$3.00
		22105	UNION	NHP-0439 (303)	999	\$3.05			\$2.00
		22105	UNION	NHP-0439 (303)	4,106	\$3.05			\$2.00
		22117	PASSAIC	NHP-0020 (301)	8,265	\$3.25	\$3.85	\$4.00	\$2.00
	2022Q3	22137	UNION	NHP-0022 (353)	467	\$3.75	\$4.00	\$3.50	\$3.00
		22149	MORRIS	HSIP-0015 (313)	4,350	\$2.90	\$2.50	\$2.25	\$3.00
	2022Q4	22152	WARREN	CMAQ-0046 (353)	1,100	\$5.00	\$5.00	\$5.00	\$4.00

-----  
 MULTIPLE LIGHTING WIRE, NO. 2 AWG / LF

701195P	2022Q1	22429	MORRIS	100% STATE	4,000	\$6.00	\$9.40		\$5.00
	2022Q2	22117	PASSAIC	NHP-0020 (301)	40	\$22.00	\$6.60	\$7.00	\$10.00
		22123	BERGEN	STBGP-0208 (302)	120	\$9.00	\$37.50	\$9.00	\$5.00
	2022Q3	22137	UNION	NHP-0022 (353)	2,616	\$8.40	\$10.00	\$8.00	\$7.00

-----  
 MULTIPLE LIGHTING WIRE, NO. 4 AWG / LF

701196P	2022Q1	22429	MORRIS	100% STATE	50	\$1.00	\$6.10		\$2.50
---------	--------	-------	--------	------------	----	--------	--------	--	--------

New Jersey Department of Transportation  
 Jan 2022 - Dec 2022

12:15 Tuesday, January 3, 2023 365

HISTORICAL BID PRICE LISTING  
 BY REGION

REGION: N

PAY ITEM	CALENDAR QUARTER	CONTRACT NUMBER	COUNTY LOCATION	PROJECT DESCRIPTION	BID QUANTITY	AWARD PRICE	SECOND BIDDER	THIRD BIDDER	ESTIMATE
----------	------------------	-----------------	-----------------	---------------------	--------------	-------------	---------------	--------------	----------

-----  
 MULTIPLE LIGHTING WIRE, NO. 6 AWG / LF

701198P	2022Q1	22429	MORRIS	100% STATE	1,000	\$1.00	\$7.60		\$3.50
	2022Q2	22129	MORRIS	STBGP-FLEX-0046 (351)	34	\$16.50	\$20.00	\$3.59	\$3.00
		22117	PASSAIC	NHP-0020 (301)	2,540	\$4.00	\$4.40	\$5.00	\$3.00
	2022Q3	22149	MORRIS	HSIP-0015 (313)	5,550	\$3.90	\$3.50	\$3.15	\$4.00

New Jersey Department of Transportation  
 Jan 2022 - Dec 2022

12:15 Tuesday, January 3, 2023 366

HISTORICAL BID PRICE LISTING  
 BY REGION

REGION: N

PAY ITEM	CALENDAR QUARTER	CONTRACT NUMBER	COUNTY LOCATION	PROJECT DESCRIPTION	BID QUANTITY	AWARD PRICE	SECOND BIDDER	THIRD BIDDER	ESTIMATE
----------	------------------	-----------------	-----------------	---------------------	--------------	-------------	---------------	--------------	----------

-----  
 MULTIPLE LIGHTING WIRE, NO. 8 AWG / LF

701201P	2022Q1	22429	MORRIS	100% STATE	1,200	\$3.50	\$6.10		\$2.00
		22101	PASSAIC	NHP-0080 (331)	3,738	\$4.00	\$3.00	\$3.45	\$3.00
	2022Q2	22110	BERGEN	NHP-0017 (307)	163	\$13.00	\$11.00	\$4.00	\$3.00
		22129	MORRIS	STBGP-FLEX-0046 (351)	522	\$3.25	\$3.50	\$3.27	\$3.00
		22127	BERGEN	CRRSAA-FLEX-0004 (32)	756	\$3.25	\$3.25	\$3.44	\$5.00
		22105	UNION	NHP-0439 (303)	830	\$3.05			\$2.00
		22105	UNION	NHP-0439 (303)	4,776	\$3.05			\$2.00
		22117	PASSAIC	NHP-0020 (301)	7,600	\$3.25	\$3.30	\$3.00	\$3.00

2022Q3 22149	MORRIS	HSIP-0015 (313)	3,800	\$2.90	\$3.15	\$2.85	\$3.00
2022Q4 22152	WARREN	CMAQ-0046 (353)	1,080	\$4.00	\$4.00	\$4.00	\$4.00

-----  
MULTIPLE LIGHTING WIRE, NO. 10 AWG / LF

701204P	2022Q1 22429	MORRIS	100% STATE	3,500	\$3.50	\$6.90	\$3.00
	2022Q2 22117	PASSAIC	NHP-0020 (301)	150	\$11.00	\$2.75	\$4.00

-----  
SERVICE WIRE, NO. 3/0 AWG / LF

701208P	2022Q1 22101	PASSAIC	NHP-0080 (331)	180	\$10.00	\$15.00	\$17.25	\$14.00
---------	--------------	---------	----------------	-----	---------	---------	---------	---------

-----  
SERVICE WIRE, NO. 2 AWG / LF

701210P	2022Q2 22129	MORRIS	STBGP-FLEX-0046 (351)	9	\$24.20	\$25.00	\$17.14	\$9.00
	2022Q3 22137	UNION	NHP-0022 (353)	174	\$10.50	\$11.50	\$10.00	\$8.00

-----  
SERVICE WIRE, NO. 6 AWG / LF

701213P	2022Q1 22101	PASSAIC	NHP-0080 (331)	180	\$5.00	\$7.00	\$8.05	\$3.00
	2022Q2 22129	MORRIS	STBGP-FLEX-0046 (351)	111	\$8.25	\$10.00	\$3.05	\$7.00

New Jersey Department of Transportation  
Jan 2022 - Dec 2022

12:15 Tuesday, January 3, 2023 367

HISTORICAL BID PRICE LISTING  
BY REGION

REGION: N

PAY ITEM	CALENDAR QUARTER	CONTRACT NUMBER	COUNTY LOCATION	PROJECT DESCRIPTION	BID QUANTITY	AWARD PRICE	SECOND BIDDER	THIRD BIDDER	ESTIMATE
-----	-----	-----	-----	-----	-----	-----	-----	-----	-----
SERVICE WIRE, NO. 6 AWG / LF									
701213P	(cont)	22105	UNION	NHP-0439 (303)	267	\$6.05			\$4.50
		22127	BERGEN	CRRSAA-FLEX-0004 (32)	345	\$9.00	\$9.00	\$9.17	\$7.00
		22105	UNION	NHP-0439 (303)	808	\$6.05			\$4.50
		22117	PASSAIC	NHP-0020 (301)	1,261	\$7.00	\$6.60	\$8.00	\$8.00
	2022Q3	22149	MORRIS	HSIP-0015 (313)	175	\$4.50	\$4.50	\$4.10	\$6.00
	2022Q4	22152	WARREN	CMAQ-0046 (353)	293	\$7.00	\$6.00	\$7.25	\$5.00

-----  
MULTIPLE LIGHTING WIRE, NO. 3/0 AWG / LF

701242P	2022Q1 22101	PASSAIC	NHP-0080 (331)	2,016	\$10.00	\$15.00	\$17.25	\$7.00
---------	--------------	---------	----------------	-------	---------	---------	---------	--------

-----  
FOUNDATION DECORATIVE LIGHT STANDARD / U

701280M	2022Q2 22127	BERGEN	CRRSAA-FLEX-0004 (32	3	\$2,700	\$2,700	\$2,981	\$2,200
	2022Q4 22152	WARREN	CMAQ-0046(353)	1	\$2,300	\$3,000	\$4,000	\$3,000

New Jersey Department of Transportation  
Jan 2022 - Dec 2022

12:15 Tuesday, January 3, 2023 368

HISTORICAL BID PRICE LISTING  
BY REGION

REGION: N

PAY ITEM	CALENDAR QUARTER	CONTRACT NUMBER	COUNTY LOCATION	PROJECT DESCRIPTION	BID QUANTITY	AWARD PRICE	SECOND BIDDER	THIRD BIDDER	ESTIMATE
CONTROLLER, 8 PHASE / U									
702009M	2022Q2	22129	MORRIS	STBGP-FLEX-0046(351)	1	\$50,000	\$47,000	\$48,200	\$30,000
		22105	UNION	NHP-0439(303)	2	\$54,000			\$30,000
		22117	PASSAIC	NHP-0020(301)	3	\$41,000	\$23,300	\$25,000	\$19,000
		22105	UNION	NHP-0439(303)	6	\$54,000			\$30,000
	2022Q4	22152	WARREN	CMAQ-0046(353)	2	\$26,000	\$25,000	\$26,000	\$22,000

TRAFFIC SIGNAL STANDARD, ALUMINUM / U

702012M	2022Q2	22129	MORRIS	STBGP-FLEX-0046(351)	1	\$5,650	\$5,700	\$5,479	\$4,600
		22105	UNION	NHP-0439(303)	8	\$4,300			\$3,800
		22105	UNION	NHP-0439(303)	21	\$4,300			\$3,800
		22117	PASSAIC	NHP-0020(301)	23	\$3,800	\$3,900	\$4,200	\$3,000
	2022Q3	22149	MORRIS	HSIP-0015(313)	2	\$3,500	\$3,600	\$3,264	\$4,000
	2022Q4	22152	WARREN	CMAQ-0046(353)	10	\$5,500	\$5,000	\$5,550	\$3,330

SIGNAL STANDARD GREATER 50 FOOT, STEEL / U

702014M	2022Q2	22117	PASSAIC	NHP-0020(301)	1	\$18,150	\$15,000	\$16,000	\$10,250
---------	--------	-------	---------	---------------	---	----------	----------	----------	----------

TRAFFIC SIGNAL STANDARD, STEEL / U

702015M	2022Q2	22129	MORRIS	STBGP-FLEX-0046(351)	3	\$12,250	\$12,000	\$11,514	\$8,000
		22105	UNION	NHP-0439(303)	10	\$10,700			\$9,500
		22117	PASSAIC	NHP-0020(301)	17	\$9,200	\$9,200	\$9,400	\$6,100
	2022Q3	22149	MORRIS	HSIP-0015(313)	8	\$10,000	\$9,200	\$8,262	\$7,000
	2022Q4	22152	WARREN	CMAQ-0046(353)	2	\$10,000	\$10,000	\$10,250	\$7,900

PEDESTRIAN SIGNAL STANDARD / U

702018M	2022Q2	22105	UNION	NHP-0439(303)	1	\$1,100			\$1,500
---------	--------	-------	-------	---------------	---	---------	--	--	---------

New Jersey Department of Transportation

12:15 Tuesday, January 3, 2023 369

Jan 2022 - Dec 2022

HISTORICAL BID PRICE LISTING  
BY REGION

REGION: N

PAY ITEM	CALENDAR QUARTER	CONTRACT NUMBER	COUNTY LOCATION	PROJECT DESCRIPTION	BID QUANTITY	AWARD PRICE	SECOND BIDDER	THIRD BIDDER	ESTIMATE
PEDESTRIAN SIGNAL STANDARD / U									
702018M	(cont)	22110	BERGEN	NHP-0017 (307)	3	\$2,900	\$2,500	\$1,000	\$950.00
		22129	MORRIS	STBGP-FLEX-0046 (351)	3	\$1,150	\$1,100	\$1,419	\$1,400
		22105	UNION	NHP-0439 (303)	16	\$1,100			\$1,500
		22117	PASSAIC	NHP-0020 (301)	16	\$1,100	\$1,375	\$1,400	\$950.00
	2022Q4	22152	WARREN	CMAQ-0046 (353)	5	\$1,200	\$1,000	\$1,225	\$1,200
TRAFFIC SIGNAL MAST ARM, ALUMINUM / U									
702021M	2022Q2	22129	MORRIS	STBGP-FLEX-0046 (351)	1	\$5,350	\$5,300	\$7,241	\$3,000
		22105	UNION	NHP-0439 (303)	8	\$3,700			\$3,200
		22117	PASSAIC	NHP-0020 (301)	11	\$3,000	\$3,900	\$4,000	\$2,500
		22105	UNION	NHP-0439 (303)	12	\$3,700			\$3,200
	2022Q4	22152	WARREN	CMAQ-0046 (353)	10	\$3,850	\$4,000	\$4,000	\$3,300
TRAFFIC SIGNAL MAST ARM, STEEL / U									
702024M	2022Q2	22129	MORRIS	STBGP-FLEX-0046 (351)	3	\$9,000	\$8,500	\$10,336	\$7,000
		22105	UNION	NHP-0439 (303)	10	\$8,700			\$7,500
		22117	PASSAIC	NHP-0020 (301)	17	\$8,400	\$7,500	\$7,000	\$4,800
	2022Q3	22149	MORRIS	HSIP-0015 (313)	8	\$9,000	\$10,000	\$9,078	\$6,000
	2022Q4	22152	WARREN	CMAQ-0046 (353)	2	\$10,100	\$10,000	\$10,400	\$7,000
TRAFFIC ARM GREATER THAN 50 FOOT, STEEL / U									
702025M	2022Q2	22117	PASSAIC	NHP-0020 (301)	1	\$43,000	\$42,000	\$40,000	\$18,800
TRAFFIC SIGNAL CABLE, 2 CONDUCTOR / LF									
702027P	2022Q2	22110	BERGEN	NHP-0017 (307)	561	\$13.00	\$11.00	\$2.35	\$3.00
		22129	MORRIS	STBGP-FLEX-0046 (351)	1,097	\$2.50	\$3.00	\$3.11	\$4.00

New Jersey Department of Transportation  
Jan 2022 - Dec 2022

12:15 Tuesday, January 3, 2023 370

HISTORICAL BID PRICE LISTING  
BY REGION

REGION: N

PAY ITEM	CALENDAR QUARTER	CONTRACT NUMBER	COUNTY LOCATION	PROJECT DESCRIPTION	BID QUANTITY	AWARD PRICE	SECOND BIDDER	THIRD BIDDER	ESTIMATE
TRAFFIC SIGNAL CABLE, 2 CONDUCTOR / LF									
702027P	(cont)	22105	UNION	NHP-0439 (303)	1,219	\$2.30			\$2.00
		22117	PASSAIC	NHP-0020 (301)	4,200	\$2.50	\$3.30	\$3.25	\$2.00
		22105	UNION	NHP-0439 (303)	4,997	\$2.30			\$2.00
	2022Q3	22149	MORRIS	HSIP-0015 (313)	2,125	\$3.50	\$3.05	\$2.75	\$3.00
	2022Q4	22152	WARREN	CMAQ-0046 (353)	1,680	\$4.60	\$5.00	\$4.70	\$3.00

TRAFFIC SIGNAL CABLE, 5 CONDUCTOR / LF									
702030P	2022Q2	22110	BERGEN	NHP-0017 (307)	561	\$14.00	\$12.00	\$2.75	\$3.00
		22129	MORRIS	STBGP-FLEX-0046 (351)	1,097	\$3.10	\$3.50	\$3.70	\$4.00
		22105	UNION	NHP-0439 (303)	3,001	\$2.85			\$3.00
		22105	UNION	NHP-0439 (303)	9,034	\$2.85			\$3.00
		22117	PASSAIC	NHP-0020 (301)	12,500	\$3.00	\$4.40	\$4.50	\$2.00
	2022Q3	22149	MORRIS	HSIP-0015 (313)	6,100	\$4.50	\$3.75	\$3.35	\$4.00
	2022Q4	22152	WARREN	CMAQ-0046 (353)	3,025	\$5.25	\$5.00	\$5.30	\$5.00

TRAFFIC SIGNAL CABLE, 10 CONDUCTOR / LF									
702033P	2022Q2	22129	MORRIS	STBGP-FLEX-0046 (351)	1,210	\$4.05	\$4.00	\$4.87	\$5.00
		22105	UNION	NHP-0439 (303)	2,789	\$3.80			\$5.00
		22117	PASSAIC	NHP-0020 (301)	11,200	\$4.00	\$5.50	\$5.50	\$3.00
		22105	UNION	NHP-0439 (303)	13,476	\$3.80			\$5.00
	2022Q3	22149	MORRIS	HSIP-0015 (313)	4,750	\$6.00	\$5.10	\$4.60	\$5.00
	2022Q4	22152	WARREN	CMAQ-0046 (353)	3,596	\$6.25	\$6.00	\$6.25	\$6.00

TRAFFIC SIGNAL HEAD / U									
702036M	2022Q2	22129	MORRIS	STBGP-FLEX-0046 (351)	13	\$1,950	\$1,900	\$1,591	\$1,800
		22105	UNION	NHP-0439 (303)	24	\$1,650			\$1,500

New Jersey Department of Transportation  
Jan 2022 - Dec 2022

12:15 Tuesday, January 3, 2023 371

HISTORICAL BID PRICE LISTING  
BY REGION

REGION: N

PAY ITEM	CALENDAR QUARTER	CONTRACT NUMBER	COUNTY LOCATION	PROJECT DESCRIPTION	BID QUANTITY	AWARD PRICE	SECOND BIDDER	THIRD BIDDER	ESTIMATE
TRAFFIC SIGNAL HEAD / U									
702036M	(cont)	22105	UNION	NHP-0439 (303)	79	\$1,800			\$1,500
		22117	PASSAIC	NHP-0020 (301)	86	\$1,540	\$990	\$1,000	\$1,200

2022Q3	22149	MORRIS	HSIP-0015 (313)	26	\$1,700	\$1,800	\$1,632	\$1,600
2022Q4	22152	WARREN	CMAQ-0046 (353)	22	\$1,500	\$1,500	\$1,550	\$1,397

-----  
PEDESTRIAN SIGNAL HEAD / U

702039M	2022Q2	22110	BERGEN	NHP-0017 (307)	4	\$2,140	\$1,850	\$1,250	\$1,060
		22129	MORRIS	STBGP-FLEX-0046 (351)	8	\$950	\$1,000	\$980	\$1,200
		22105	UNION	NHP-0439 (303)	16	\$975.00			\$1,000
		22117	PASSAIC	NHP-0020 (301)	21	\$1,020	\$1,325	\$1,300	\$1,100
		22105	UNION	NHP-0439 (303)	46	\$975.00			\$1,000
	2022Q3	22149	MORRIS	HSIP-0015 (313)	16	\$1,350	\$1,350	\$1,224	\$1,000
	2022Q4	22152	WARREN	CMAQ-0046 (353)	19	\$1,200	\$1,000	\$1,200	\$1,046

-----  
PUSH BUTTON / U

702042M	2022Q2	22105	UNION	NHP-0439 (303)	8	\$535.00			\$450.00
		22129	MORRIS	STBGP-FLEX-0046 (351)	8	\$575.00	\$600.00	\$578.40	\$540.00
		22110	BERGEN	NHP-0017 (307)	16	\$1,275	\$1,100	\$615	\$520.00
		22117	PASSAIC	NHP-0020 (301)	22	\$500.00	\$760.00	\$750.00	\$400.00
		22105	UNION	NHP-0439 (303)	25	\$535.00			\$450.00
	2022Q3	22149	MORRIS	HSIP-0015 (313)	8	\$700.00	\$700.00	\$612.00	\$400.00
	2022Q4	22152	WARREN	CMAQ-0046 (353)	11	\$600.00	\$800.00	\$650.00	\$453.00

-----  
RADAR DETECTOR / U

702046M	2022Q2	22117	PASSAIC	NHP-0020 (301)	1	\$10,600	\$12,500	\$13,000	\$15,000
		22129	MORRIS	STBGP-FLEX-0046 (351)	4	\$10,000	\$9,500	\$9,533	\$9,200

New Jersey Department of Transportation  
Jan 2022 - Dec 2022

12:15 Tuesday, January 3, 2023 372

HISTORICAL BID PRICE LISTING  
BY REGION

REGION: N

PAY ITEM	CALENDAR QUARTER	CONTRACT NUMBER	COUNTY LOCATION	PROJECT DESCRIPTION	BID QUANTITY	AWARD PRICE	SECOND BIDDER	THIRD BIDDER	ESTIMATE
-----	-----	-----	-----	-----	-----	-----	-----	-----	-----
RADAR DETECTOR / U									
702046M	(cont)	22105	UNION	NHP-0439 (303)	8	\$9,775			\$10,000
		22105	UNION	NHP-0439 (303)	17	\$9,775			\$10,000
		22117	PASSAIC	NHP-0020 (301)	27	\$10,300	\$12,750	\$13,000	\$9,500
	2022Q3	22149	MORRIS	HSIP-0015 (313)	4	\$11,000	\$11,250	\$10,200	\$10,000
	2022Q4	22152	WARREN	CMAQ-0046 (353)	7	\$11,000	\$10,000	\$11,500	\$10,350

LOOP DETECTOR / LF

702048M	2022Q1	22427	BERGEN	100% STATE	50	\$1.00	\$56.00	\$20.00	\$10.00
---------	--------	-------	--------	------------	----	--------	---------	---------	---------

-----  
GENERATOR AUXILIARY CABINET / U

702050M	2022Q2	22129	MORRIS	STBGP-FLEX-0046 (351)	1	\$7,100	\$7,000	\$10,154	\$9,000
		22105	UNION	NHP-0439 (303)	2	\$6,300			\$10,000
		22105	UNION	NHP-0439 (303)	6	\$6,300			\$10,000
		22117	PASSAIC	NHP-0020 (301)	8	\$10,000	\$8,850	\$9,000	\$10,000
	2022Q3	22149	MORRIS	HSIP-0015 (313)	1	\$11,000	\$11,350	\$10,200	\$7,000
	2022Q4	22152	WARREN	CMAQ-0046 (353)	3	\$9,500	\$10,000	\$9,500	\$7,112

-----  
TEMPORARY TRAFFIC SIGNAL SYSTEM, LOCATIO / LS

702054M	2022Q2	22117	PASSAIC	NHP-0020 (301)	1	\$80,000	\$17,000	\$20,000	\$50,000
		22117	PASSAIC	NHP-0020 (301)	1	\$80,000	\$190,000	\$180,000	\$100,000

-----  
INTERIM TRAFFIC SIGNAL SYSTEM, LOCATION / LS

702057M	2022Q2	22105	UNION	NHP-0439 (303)	1	\$30,000			\$20,000
		22105	UNION	NHP-0439 (303)	1	\$13,750			\$20,000
		22105	UNION	NHP-0439 (303)	1	\$16,800			\$20,000
		22105	UNION	NHP-0439 (303)	1	\$16,800			\$20,000

New Jersey Department of Transportation  
Jan 2022 - Dec 2022

12:15 Tuesday, January 3, 2023 373

HISTORICAL BID PRICE LISTING  
BY REGION

REGION: N

PAY ITEM	CALENDAR QUARTER	CONTRACT NUMBER	COUNTY LOCATION	PROJECT DESCRIPTION	BID QUANTITY	AWARD PRICE	SECOND BIDDER	THIRD BIDDER	ESTIMATE		
INTERIM TRAFFIC SIGNAL SYSTEM, LOCATION / LS											
702057M	(cont)	22105	UNION	NHP-0439 (303)	1	\$5,800			\$20,000		
		22105	UNION	NHP-0439 (303)	1	\$11,000			\$20,000		
		22105	UNION	NHP-0439 (303)	1	\$7,900			\$20,000		
		22105	UNION	NHP-0439 (303)	1	\$7,900			\$20,000		
		22117	PASSAIC	NHP-0020 (301)	1	\$16,500	\$16,500	\$15,000	\$10,000		
		22117	PASSAIC	NHP-0020 (301)	1	\$6,000	\$15,000	\$15,000	\$10,000		
		22117	PASSAIC	NHP-0020 (301)	1	\$11,500	\$15,000	\$15,000	\$10,000		
		22117	PASSAIC	NHP-0020 (301)	1	\$9,000	\$15,000	\$15,000	\$7,000		
		22117	PASSAIC	NHP-0020 (301)	1	\$10,000	\$15,000	\$15,000	\$7,000		
		22117	PASSAIC	NHP-0020 (301)	1	\$11,500	\$15,000	\$15,000	\$15,000		
		22129	MORRIS	STBGP-FLEX-0046 (351)	1	\$15,000	\$14,000	\$16,602	\$12,000		
			2022Q3	22149	MORRIS	HSIP-0015 (313)	1	\$75,000	\$60,000	\$54,060	\$12,000
			2022Q4	22152	WARREN	CMAQ-0046 (353)	1	\$45,000	\$30,000	\$45,000	\$12,000
		22152		WARREN	CMAQ-0046 (353)	1	\$6,000	\$10,000	\$5,500	\$12,000	



22152	WARREN	CMAQ-0046 (353)	1	\$26,000	\$20,000	\$27,000	\$12,000
22152	WARREN	CMAQ-0046 (353)	1	\$6,000	\$10,000	\$5,600	\$12,000

-----  
GPS UNIT / U

702059M	2022Q2	22117	PASSAIC	NHP-0020 (301)	5	\$1,300	\$1,270	\$1,300	\$1,500
---------	--------	-------	---------	----------------	---	---------	---------	---------	---------

-----  
CONTROLLER TURN-ON / U

702060M	2022Q2	22129	MORRIS	STBGP-FLEX-0046 (351)	1	\$18,500	\$18,000	\$12,896	\$9,000
		22105	UNION	NHP-0439 (303)	2	\$12,000			\$12,000
		22110	BERGEN	NHP-0017 (307)	3	\$12,705	\$11,000	\$7,250	\$5,300
		22105	UNION	NHP-0439 (303)	6	\$12,000			\$12,000
		22117	PASSAIC	NHP-0020 (301)	9	\$18,150	\$5,000	\$5,000	\$6,000
	2022Q4	22152	WARREN	CMAQ-0046 (353)	4	\$20,000	\$20,000	\$19,500	\$8,480

New Jersey Department of Transportation  
Jan 2022 - Dec 2022

12:15 Tuesday, January 3, 2023 374

HISTORICAL BID PRICE LISTING  
BY REGION

REGION: N

PAY ITEM	CALENDAR QUARTER	CONTRACT NUMBER	COUNTY LOCATION	PROJECT DESCRIPTION	BID QUANTITY	AWARD PRICE	SECOND BIDDER	THIRD BIDDER	ESTIMATE
----------	------------------	-----------------	-----------------	---------------------	--------------	-------------	---------------	--------------	----------

-----  
RED SIGNAL AHEAD SIGN / U

702102P	2022Q2	22117	PASSAIC	NHP-0020 (301)	2	\$12,500	\$9,700	\$10,000	\$8,000
---------	--------	-------	---------	----------------	---	----------	---------	----------	---------

New Jersey Department of Transportation  
Jan 2022 - Dec 2022

12:15 Tuesday, January 3, 2023 375

HISTORICAL BID PRICE LISTING  
BY REGION

REGION: N

PAY ITEM	CALENDAR QUARTER	CONTRACT NUMBER	COUNTY LOCATION	PROJECT DESCRIPTION	BID QUANTITY	AWARD PRICE	SECOND BIDDER	THIRD BIDDER	ESTIMATE
----------	------------------	-----------------	-----------------	---------------------	--------------	-------------	---------------	--------------	----------

-----  
LIGHTING STANDARD ALUMINUM / U

703003M	2022Q2	22123	BERGEN	STBGP-0208 (302)	1	\$8,000	\$6,000	\$4,000	\$2,500
		22117	PASSAIC	NHP-0020 (301)	13	\$3,600	\$3,300	\$3,300	\$1,850
	2022Q3	22149	MORRIS	HSIP-0015 (313)	2	\$6,500	\$6,000	\$5,355	\$3,000
		22137	UNION	NHP-0022 (353)	3	\$3,300	\$3,500	\$3,000	\$6,000

-----  
LIGHTING STANDARD DECORATIVE / U

703010M	2022Q1	22101	PASSAIC	NHP-0080 (331)	13	\$3,000	\$2,600	\$2,990	\$4,000
	2022Q2	22127	BERGEN	CRRSAA-FLEX-0004 (32)	3	\$5,200	\$5,200	\$5,848	\$7,000

-----  
 LIGHTING MAST ARM ALUMINUM / U

703012M	2022Q2	22123	BERGEN	STBGP-0208 (302)	1	\$5,000	\$2,200	\$2,000	\$850.00
		22105	UNION	NHP-0439 (303)	2	\$1,250			\$1,500
		22117	PASSAIC	NHP-0020 (301)	4	\$1,250	\$1,275	\$1,300	\$1,050
	2022Q3	22149	MORRIS	HSIP-0015 (313)	1	\$1,600	\$1,475	\$1,326	\$1,200
		22137	UNION	NHP-0022 (353)	3	\$1,350	\$1,400	\$1,200	\$1,300

-----  
 LUMINAIRE / U

703018M	2022Q1	22101	PASSAIC	NHP-0080 (331)	17	\$1,800	\$2,100	\$2,415	\$1,600
	2022Q2	22123	BERGEN	STBGP-0208 (302)	1	\$5,000	\$1,350	\$2,200	\$1,100
		22105	UNION	NHP-0439 (303)	2	\$1,950			\$2,500
		22110	BERGEN	NHP-0017 (307)	2	\$3,640	\$3,150	\$4,000	\$1,300
		22129	MORRIS	STBGP-FLEX-0046 (351)	2	\$2,000	\$2,000	\$1,928	\$2,200
		22105	UNION	NHP-0439 (303)	12	\$2,150			\$2,500
		22117	PASSAIC	NHP-0020 (301)	177	\$1,700	\$1,275	\$1,300	\$1,950
	2022Q3	22137	UNION	NHP-0022 (353)	3	\$1,450	\$1,600	\$1,300	\$2,500
		22149	MORRIS	HSIP-0015 (313)	7	\$1,900	\$2,200	\$1,938	\$1,800
	2022Q4	22152	WARREN	CMAQ-0046 (353)	2	\$2,500	\$2,500	\$2,600	\$2,220

New Jersey Department of Transportation  
 Jan 2022 - Dec 2022

12:15 Tuesday, January 3, 2023 376

HISTORICAL BID PRICE LISTING  
 BY REGION

REGION: N

PAY ITEM	CALENDAR QUARTER	CONTRACT NUMBER	COUNTY LOCATION	PROJECT DESCRIPTION	BID QUANTITY	AWARD PRICE	SECOND BIDDER	THIRD BIDDER	ESTIMATE
LUMINAIRE DECORATIVE / U									
703019M	2022Q2	22127	BERGEN	CRRSAA-FLEX-0004 (32)	3	\$4,000	\$4,000	\$4,466	\$3,000

-----  
 SIGN LIGHTING, STRUCTURE NO. \_\_\_\_ / LS

703021M	2022Q2	22117	PASSAIC	NHP-0020 (301)	1	\$15,000	\$30,000	\$30,000	\$23,900
		22117	PASSAIC	NHP-0020 (301)	1	\$12,000	\$35,000	\$32,000	\$29,600
		22117	PASSAIC	NHP-0020 (301)	1	\$15,000	\$35,000	\$31,000	\$19,100
		22117	PASSAIC	NHP-0020 (301)	1	\$12,000	\$35,000	\$33,000	\$18,800
		22117	PASSAIC	NHP-0020 (301)	1	\$12,000	\$35,000	\$31,000	\$18,800

-----  
 RELOCATE SITE LIGHTING / L S

703022M	2022Q3	22137	UNION	NHP-0022 (353)	1	\$8,750	\$8,500	\$7,500	\$10,000
		22149	MORRIS	HSIP-0015 (313)	1	\$25,000	\$16,000	\$14,280	\$12,000

-----

UNDERDECK LIGHTING TYPE W / U

703024M	2022Q2	22117	PASSAIC	NHP-0020 (301)	2	\$2,150	\$3,000	\$3,000	\$2,200
---------	--------	-------	---------	----------------	---	---------	---------	---------	---------

TOWER LIGHTING / U

703030M	2022Q1	22429	MORRIS	100% STATE	1	\$136,500	\$454,865		\$150,000
---------	--------	-------	--------	------------	---	-----------	-----------	--	-----------

TEMPORARY HIGHWAY LIGHTING SYSTEM / LS

703033P	2022Q2	22127	BERGEN	CRRSAA-FLEX-0004 (32)	1	\$57,000	\$57,000	\$64,216	\$50,000
		22129	MORRIS	STBGP-FLEX-0046 (351)	1	\$5,000	\$0	\$16,067	\$25,000
	2022Q3	22137	UNION	NHP-0022 (353)	1	\$30,000	\$32,000	\$35,000	\$25,000

New Jersey Department of Transportation  
Jan 2022 - Dec 2022

12:15 Tuesday, January 3, 2023 377

HISTORICAL BID PRICE LISTING  
BY REGION

REGION: N

PAY ITEM	CALENDAR QUARTER	CONTRACT NUMBER	COUNTY LOCATION	PROJECT DESCRIPTION	BID QUANTITY	AWARD PRICE	SECOND BIDDER	THIRD BIDDER	ESTIMATE
ITS CONDUIT, TYPE A / LF									
704002M	2022Q1	22101	PASSAIC	NHP-0080 (331)	872	\$65.00	\$90.00	\$90.00	\$39.00
	2022Q2	22105	UNION	NHP-0439 (303)	52	\$60.00			\$60.00
		22105	UNION	NHP-0439 (303)	106	\$60.00			\$60.00
		22129	MORRIS	STBGP-FLEX-0046 (351)	990	\$45.00	\$60.00	\$59.45	\$74.00
	2022Q3	22137	UNION	NHP-0022 (353)	1,052	\$50.00	\$95.00	\$75.00	\$50.00

JUNCTION BOX ITS TYPE A / U

704003M	2022Q1	22101	PASSAIC	NHP-0080 (331)	3	\$4,100	\$4,100	\$4,500	\$3,700
	2022Q2	22105	UNION	NHP-0439 (303)	2	\$6,600			\$5,500
		22122	MORRIS	NHP-0015 (311)	2	\$4,500	\$12,000	\$1,400	\$5,500
		22129	MORRIS	STBGP-FLEX-0046 (351)	4	\$7,000	\$6,000	\$4,927	\$5,100
		22105	UNION	NHP-0439 (303)	6	\$6,600			\$5,500
	2022Q3	22137	UNION	NHP-0022 (353)	6	\$5,300	\$11,000	\$9,500	\$5,000

JUNCTION BOX ITS TYPE C / U

704009M	2022Q1	22101	PASSAIC	NHP-0080 (331)	5	\$2,200	\$1,900	\$3,000	\$2,000
	2022Q2	22129	MORRIS	STBGP-FLEX-0046 (351)	1	\$4,100	\$6,000	\$3,213	\$2,500
	2022Q3	22137	UNION	NHP-0022 (353)	9	\$3,200	\$5,600	\$4,500	\$2,800

METER CABINET ITS / U

704011M	2022Q1	22101	PASSAIC	NHP-0080 (331)	1	\$5,500	\$6,500	\$7,475	\$3,800
	2022Q2	22129	MORRIS	STBGP-FLEX-0046 (351)	1	\$3,850	\$4,000	\$6,320	\$4,700

FOUNDATION, ITS / U

704014M	2022Q1	22101	PASSAIC	NHP-0080 (331)	1	\$1,500	\$1,300	\$3,000	\$1,500
---------	--------	-------	---------	----------------	---	---------	---------	---------	---------

New Jersey Department of Transportation  
Jan 2022 - Dec 2022 12:15 Tuesday, January 3, 2023 378

HISTORICAL BID PRICE LISTING  
BY REGION

REGION: N

PAY ITEM	CALENDAR QUARTER	CONTRACT NUMBER	COUNTY LOCATION	PROJECT DESCRIPTION	BID QUANTITY	AWARD PRICE	SECOND BIDDER	THIRD BIDDER	ESTIMATE
FOUNDATION, ITS / U									
704014M	2022Q2	22129	MORRIS	STBGP-FLEX-0046 (351)	1	\$2,100	\$3,500	\$2,249	\$2,400

FOUNDATION ITS TYPE D / U

704024M	2022Q2	22129	MORRIS	STBGP-FLEX-0046 (351)	1	\$2,500	\$3,500	\$3,117	\$4,000
	2022Q3	22137	UNION	NHP-0022 (353)	1	\$4,750	\$5,400	\$4,500	\$4,300

CONTROL CENTER SYSTEM, LOCATION NO. \_\_\_ / LS

704033P	2022Q2	22129	MORRIS	STBGP-FLEX-0046 (351)	1	\$14,500	\$14,000	\$13,796	\$20,000
	2022Q3	22137	UNION	NHP-0022 (353)	1	\$7,500	\$7,800	\$6,500	\$3,000
		22137	UNION	NHP-0022 (353)	1	\$9,250	\$10,000	\$8,500	\$3,000

FOUNDATION CSS / U

704035M	2022Q2	22129	MORRIS	STBGP-FLEX-0046 (351)	1	\$12,750	\$10,000	\$9,854	\$22,000
	2022Q3	22137	UNION	NHP-0022 (353)	1	\$50,000	\$46,000	\$45,000	\$40,000

CAMERA STANDARD TYPE A / U

704048M	2022Q3	22137	UNION	NHP-0022 (353)	1	\$90,000	\$94,000	\$80,000	\$75,000
---------	--------	-------	-------	----------------	---	----------	----------	----------	----------

CAMERA STANDARD TYPE B / U

704051M	2022Q2	22129	MORRIS	STBGP-FLEX-0046 (351)	1	\$50,000	\$48,000	\$58,911	\$35,000
---------	--------	-------	--------	-----------------------	---	----------	----------	----------	----------





SELECTIVE THINNING / SY

801006M	2022Q2	22117	PASSAIC	NHP-0020 (301)	1,574	\$17.00	\$12.50	\$33.00	\$20.00
---------	--------	-------	---------	----------------	-------	---------	---------	---------	---------

-----  
 SELECTIVE CLEARING / SY

801012M	2022Q2	22127	BERGEN	CRRSAA-FLEX-0004 (32	110	\$50.00	\$50.00	\$32.11	\$43.00
		22117	PASSAIC	NHP-0020 (301)	3,570	\$22.00	\$15.50	\$27.00	\$40.00
	2022Q3	22149	MORRIS	HSIP-0015 (313)	70	\$125.00	\$100.00	\$75.65	\$35.00

New Jersey Department of Transportation  
 Jan 2022 - Dec 2022

12:15 Tuesday, January 3, 2023 385

HISTORICAL BID PRICE LISTING  
 BY REGION

REGION: N

PAY ITEM	CALENDAR QUARTER	CONTRACT NUMBER	COUNTY LOCATION	PROJECT DESCRIPTION	BID QUANTITY	AWARD PRICE	SECOND BIDDER	THIRD BIDDER	ESTIMATE
----- TRIMMING EXISTING TREE, OVER 6" TO 12" D / U									
802003M	2022Q1	22424	MORRIS	STATE	25	\$25.00	\$120.00		\$100.00
	2022Q2	22105	UNION	NHP-0439 (303)	1	\$1,025			\$450.00
----- TRIMMING EXISTING TREE, OVER 12" TO 18" / U									
802006M	2022Q1	22424	MORRIS	STATE	3	\$25.00	\$120.00		\$150.00
	2022Q2	22105	UNION	NHP-0439 (303)	2	\$1,250			\$750.00
----- TRIMMING EXISTING TREE, OVER 18" TO 24" / U									
802009M	2022Q1	22424	MORRIS	STATE	3	\$25.00	\$120.00		\$150.00
	2022Q2	22105	UNION	NHP-0439 (303)	4	\$1,575			\$1,000
	2022Q3	22137	UNION	NHP-0022 (353)	3	\$650.00	\$900.00	\$525.00	\$400.00
----- TRIMMING EXISTING TREE, OVER 24" TO 30" / U									
802012M	2022Q1	22424	MORRIS	STATE	3	\$25.00	\$120.00		\$150.00
	2022Q2	22105	UNION	NHP-0439 (303)	5	\$2,075			\$1,500
	2022Q3	22137	UNION	NHP-0022 (353)	3	\$950	\$1,200	\$800	\$450.00
----- TRIMMING EXISTING TREE, OVER 30" TO 36" / U									
802015M	2022Q1	22424	MORRIS	STATE	3	\$25.00	\$120.00		\$150.00

2022Q2 22105 UNION NHP-0439(303) 1 \$2,250 \$1,700

-----  
 TRIMMING EXISTING TREE, OVER 36" DIAMETE / U

802018M 2022Q1 22424 MORRIS STATE 3 \$25.00 \$120.00 \$170.00

New Jersey Department of Transportation 12:15 Tuesday, January 3, 2023 386  
 Jan 2022 - Dec 2022

HISTORICAL BID PRICE LISTING  
 BY REGION

REGION: N

PAY ITEM	CALENDAR QUARTER	CONTRACT NUMBER	COUNTY LOCATION	PROJECT DESCRIPTION	BID QUANTITY	AWARD PRICE	SECOND BIDDER	THIRD BIDDER	ESTIMATE
----------	------------------	-----------------	-----------------	---------------------	--------------	-------------	---------------	--------------	----------

-----  
 TREE REMOVAL, OVER 6" TO 12" DIAMETER / U

802021M	2022Q1	22424	MORRIS	STATE	25	\$50.00	\$300.00		\$100.00
	2022Q2	22117	PASSAIC	NHP-0020(301)	4	\$1,000	\$850	\$1,100	\$825.00
		22127	BERGEN	CRRSAA-FLEX-0004 (32	30	\$475.00	\$475.00	\$682.29	\$421.00

-----  
 TREE REMOVAL, OVER 12" TO 18" DIAMETER / U

802024M	2022Q1	22424	MORRIS	STATE	3	\$50.00	\$300.00		\$250.00
	2022Q2	22117	PASSAIC	NHP-0020(301)	1	\$1,500	\$1,500	\$1,600	\$1,325
		22127	BERGEN	CRRSAA-FLEX-0004 (32	13	\$950	\$950	\$1,003	\$903.00

-----  
 TREE REMOVAL, OVER 18" TO 24" DIAMETER / U

802027M	2022Q1	22424	MORRIS	STATE	3	\$250.00	\$300.00		\$250.00
		21139	MORRIS	NHP-0015(310)	10	\$4,259			\$850.00
	2022Q2	22127	BERGEN	CRRSAA-FLEX-0004 (32	3	\$1,700	\$1,700	\$1,433	\$1,500

-----  
 TREE REMOVAL, OVER 24" TO 30" DIAMETER / U

802030M	2022Q1	22424	MORRIS	STATE	3	\$750.00	\$300.00		\$250.00
---------	--------	-------	--------	-------	---	----------	----------	--	----------

-----  
 TREE REMOVAL, OVER 30" TO 36" DIAMETER / U

802033M	2022Q1	22424	MORRIS	STATE	3	\$1,250	\$300		\$550.00
	2022Q2	22127	BERGEN	CRRSAA-FLEX-0004 (32	1	\$3,500	\$3,500	\$3,039	\$2,500

-----  
 TREE REMOVAL, OVER 36" DIAMETER / U

802036M	2022Q1	22424	MORRIS	STATE	3	\$1,500	\$300		\$1,000
	2022Q2	22127	BERGEN	CRRSAA-FLEX-0004 (32	1	\$3,750	\$3,750	\$3,985	\$2,900



New Jersey Department of Transportation  
Jan 2022 - Dec 2022

12:15 Tuesday, January 3, 2023 387

HISTORICAL BID PRICE LISTING  
BY REGION

REGION: N

PAY ITEM	CALENDAR CONTRACT QUARTER NUMBER	COUNTY LOCATION	PROJECT DESCRIPTION	BID QUANTITY	AWARD PRICE	SECOND BIDDER	THIRD BIDDER	ESTIMATE
TREE REMOVAL, OVER 36" DIAMETER / U								
802036M	(cont) 22117	PASSAIC	NHP-0020 (301)	3	\$4,500	\$5,000	\$6,000	\$4,250

New Jersey Department of Transportation  
Jan 2022 - Dec 2022

12:15 Tuesday, January 3, 2023 388

HISTORICAL BID PRICE LISTING  
BY REGION

REGION: N

PAY ITEM	CALENDAR CONTRACT QUARTER NUMBER	COUNTY LOCATION	PROJECT DESCRIPTION	BID QUANTITY	AWARD PRICE	SECOND BIDDER	THIRD BIDDER	ESTIMATE
PREPARATION OF EXISTING SOIL / SY								
803006M	2022Q2 22127	BERGEN	CRRSAA-FLEX-0004 (32	3,383	\$2.25	\$2.25	\$2.87	\$3.00

New Jersey Department of Transportation  
Jan 2022 - Dec 2022

12:15 Tuesday, January 3, 2023 389

HISTORICAL BID PRICE LISTING  
BY REGION

REGION: N

PAY ITEM	CALENDAR CONTRACT QUARTER NUMBER	COUNTY LOCATION	PROJECT DESCRIPTION	BID QUANTITY	AWARD PRICE	SECOND BIDDER	THIRD BIDDER	ESTIMATE
TOPSOIL SPREADING ___" THICK / SY								
804000P	2022Q1 21139	MORRIS	NHP-0015 (310)	40	\$30.00			\$16.00
	21140	MORRIS	100% State	658	\$16.00	\$5.00	\$5.00	\$4.00
	22402	UNION	STATE	693	\$3.00	\$0.10	\$7.00	\$7.00
	22101	PASSAIC	NHP-0080 (331)	2,315	\$4.00	\$4.00	\$3.50	\$4.00
	22401	PASSAIC	STATE	3,358	\$0.50	\$2.00	\$4.00	\$4.00
	22401	PASSAIC	STATE	5,000	\$0.10	\$0.01	\$3.60	\$5.00
	22402	UNION	STATE	5,000	\$0.01	\$0.10	\$5.00	\$5.00
	2022Q2 22105	UNION	NHP-0439 (303)	11	\$1.00			\$5.00
	22105	UNION	NHP-0439 (303)	270	\$1.00			\$5.00
	22129	MORRIS	STBGP-FLEX-0046 (351)	996	\$3.50	\$5.00	\$5.36	\$6.00
	22122	MORRIS	NHP-0015 (311)	2,538	\$7.00	\$3.00	\$3.00	\$6.00
	22117	PASSAIC	NHP-0020 (301)	2,836	\$4.00	\$6.75	\$3.00	\$3.00
	22127	BERGEN	CRRSAA-FLEX-0004 (32	3,383	\$5.00	\$5.00	\$4.76	\$4.00
	22123	BERGEN	STBGP-0208 (302)	3,794	\$9.00	\$3.00	\$4.50	\$6.00

	22117	PASSAIC	NHP-0020 (301)	11,603	\$6.00	\$5.00	\$3.00	\$3.00
2022Q3	22137	UNION	NHP-0022 (353)	5,406	\$4.00	\$7.00	\$6.00	\$4.00
	22149	MORRIS	HSIP-0015 (313)	6,072	\$5.75	\$8.00	\$3.30	\$5.00
2022Q4	22152	WARREN	CMAQ-0046 (353)	215	\$1.00	\$0.02	\$12.00	\$12.00

-----  
SUBSOIL / CY

804001P	2022Q2	22122	MORRIS	NHP-0015 (311)	511	\$55.00	\$85.00	\$95.00	\$60.00
		22117	PASSAIC	NHP-0020 (301)	1,397	\$72.00	\$105.00	\$55.00	\$50.00

-----  
PLANT PIT SOIL / CY

804014P	2022Q1	22101	PASSAIC	NHP-0080 (331)	8	\$50.00	\$65.00	\$125.00	\$70.00
	2022Q2	22127	BERGEN	CRRSAA-FLEX-0004 (32	4	\$200.00	\$200.00	\$86.00	\$70.00
		22122	MORRIS	NHP-0015 (311)	21	\$100.00	\$70.00	\$77.00	\$70.00
		22117	PASSAIC	NHP-0020 (301)	140	\$150.00	\$72.00	\$63.00	\$70.00
	2022Q3	22137	UNION	NHP-0022 (353)	1,152	\$20.00	\$60.25	\$50.00	\$90.00

New Jersey Department of Transportation  
Jan 2022 - Dec 2022

12:15 Tuesday, January 3, 2023 390

HISTORICAL BID PRICE LISTING  
BY REGION

REGION: N

PAY ITEM	CALENDAR QUARTER	CONTRACT NUMBER	COUNTY LOCATION	PROJECT DESCRIPTION	BID QUANTITY	AWARD PRICE	SECOND BIDDER	THIRD BIDDER	ESTIMATE
BORROW TOPSOIL / CY									
804015P	2022Q1	22402	UNION	STATE	100	\$25.00	\$5.00	\$38.00	\$50.00
		22401	PASSAIC	STATE	117	\$10.00	\$25.00	\$45.00	\$50.00
		22101	PASSAIC	NHP-0080 (331)	259	\$35.00	\$55.00	\$48.00	\$35.00
		22401	PASSAIC	STATE	1,250	\$1.00	\$0.01	\$45.00	\$4.00
		22402	UNION	STATE	1,250	\$0.01	\$0.20	\$10.50	\$4.00
	2022Q2	22105	UNION	NHP-0439 (303)	40	\$60.00			\$70.00
		22117	PASSAIC	NHP-0020 (301)	315	\$72.00	\$65.00	\$115.00	\$12.00
		22123	BERGEN	STBGP-0208 (302)	374	\$72.00	\$65.00	\$60.00	\$50.00
	2022Q3	22137	UNION	NHP-0022 (353)	241	\$55.00	\$56.00	\$49.00	\$45.00
	2022Q4	22145	WARREN	NHP-0094 (306)	5	\$120.00			\$50.00
		22152	WARREN	CMAQ-0046 (353)	56	\$60.00	\$0.02	\$90.00	\$75.00

New Jersey Department of Transportation  
Jan 2022 - Dec 2022

12:15 Tuesday, January 3, 2023 391

HISTORICAL BID PRICE LISTING  
BY REGION

REGION: N

PAY ITEM	CALENDAR QUARTER	CONTRACT NUMBER	COUNTY LOCATION	PROJECT DESCRIPTION	BID QUANTITY	AWARD PRICE	SECOND BIDDER	THIRD BIDDER	ESTIMATE
TURF REPAIR STRIP / LF									
805003M	2022Q1	21139	MORRIS	NHP-0015 (310)	928	\$31.35			\$4.00
		22401	PASSAIC	STATE	2,000	\$1.00	\$3.50	\$2.25	\$6.00
		22402	UNION	STATE	2,000	\$2.00	\$0.10	\$4.00	\$3.00
		22401	PASSAIC	STATE	5,000	\$0.20	\$0.01	\$2.20	\$2.00
		22402	UNION	STATE	5,000	\$0.01	\$0.10	\$3.45	\$2.00
	2022Q2	22128	ESSEX	NHP-D00S (591)	190	\$30.00	\$36.50		\$15.00
		22117	PASSAIC	NHP-0020 (301)	825	\$10.00	\$7.60	\$8.00	\$5.00
	2022Q4	22145	WARREN	NHP-0094 (306)	1,459	\$43.76			\$9.00

STABILIZED TURF / SY

805005M	2022Q2	22117	PASSAIC	NHP-0020 (301)	309	\$50.00	\$18.70	\$40.00	\$25.00
---------	--------	-------	---------	----------------	-----	---------	---------	---------	---------

REGRADE BERM / SY

805010M	2022Q2	22115	ESSEX	NHP-0021 (353)	404	\$17.35	\$8.21	\$16.80	\$25.00
		22128	ESSEX	NHP-D00S (591)	1,173	\$35.00	\$35.00		\$8.00

New Jersey Department of Transportation  
Jan 2022 - Dec 2022

12:15 Tuesday, January 3, 2023 392

HISTORICAL BID PRICE LISTING  
BY REGION

REGION: N

PAY ITEM	CALENDAR QUARTER	CONTRACT NUMBER	COUNTY LOCATION	PROJECT DESCRIPTION	BID QUANTITY	AWARD PRICE	SECOND BIDDER	THIRD BIDDER	ESTIMATE
FERTILIZING AND SEEDING, TYPE A / SY									
806003P	2022Q1	22401	PASSAIC	STATE	5,000	\$0.10	\$0.01	\$0.95	\$2.00
		22402	UNION	STATE	5,000	\$0.01	\$0.10	\$0.55	\$2.00
	2022Q2	22115	ESSEX	NHP-0021 (353)	128	\$11.60	\$52.13	\$5.00	\$10.00

FERTILIZING AND SEEDING, TYPE A-3 / SY

806006P	2022Q1	21139	MORRIS	NHP-0015 (310)	40	\$3.60			\$3.00
		21140	MORRIS	100% State	658	\$1.00	\$2.50	\$1.50	\$2.00
		22402	UNION	STATE	693	\$0.50	\$0.10	\$0.55	\$2.00
		22101	PASSAIC	NHP-0080 (331)	2,315	\$1.00	\$2.00	\$1.65	\$1.00
		22401	PASSAIC	STATE	3,358	\$0.50	\$0.75	\$1.00	\$1.75
	2022Q2	22105	UNION	NHP-0439 (303)	11	\$1.00			\$2.00
		22105	UNION	NHP-0439 (303)	270	\$1.00			\$2.00
		22127	BERGEN	CRRSAA-FLEX-0004 (32	3,383	\$2.00	\$2.00	\$1.43	\$2.50
		22123	BERGEN	STBGP-0208 (302)	3,897	\$2.50	\$1.65	\$2.25	\$2.00

	22122	MORRIS	NHP-0015 (311)	5,488	\$2.00	\$1.50	\$1.70	\$2.00
	22117	PASSAIC	NHP-0020 (301)	14,439	\$2.00	\$1.25	\$3.00	\$1.00
2022Q3	22137	UNION	NHP-0022 (353)	5,406	\$1.05	\$2.25	\$2.00	\$2.00
	22149	MORRIS	HSIP-0015 (313)	6,072	\$1.10	\$0.85	\$1.55	\$2.00
2022Q4	22145	WARREN	NHP-0094 (306)	13	\$24.00			\$3.00
	22152	WARREN	CMAQ-0046 (353)	215	\$1.00	\$0.02	\$2.75	\$2.00

-----  
FERTILIZING AND SEEDING, TYPE A-4 / SY

806009P	2022Q2	22129	MORRIS	STBGP-FLEX-0046 (351)	996	\$2.25	\$2.00	\$2.09	\$2.00
---------	--------	-------	--------	-----------------------	-----	--------	--------	--------	--------

-----  
FERTILIZING AND SEEDING, TYPE F / SY

806018P	2022Q1	22101	PASSAIC	NHP-0080 (331)	463	\$2.00	\$2.00	\$2.75	\$1.00
	2022Q2	22129	MORRIS	STBGP-FLEX-0046 (351)	200	\$3.00	\$2.00	\$2.41	\$2.00

New Jersey Department of Transportation  
Jan 2022 - Dec 2022

12:15 Tuesday, January 3, 2023 393

HISTORICAL BID PRICE LISTING  
BY REGION

REGION: N

PAY ITEM	CALENDAR QUARTER	CONTRACT NUMBER	COUNTY LOCATION	PROJECT DESCRIPTION	BID QUANTITY	AWARD PRICE	SECOND BIDDER	THIRD BIDDER	ESTIMATE
-----									
FERTILIZING AND SEEDING, TYPE F / SY									
806018P	(cont)	22127	BERGEN	CRRSAA-FLEX-0004 (32	339	\$2.50	\$2.50	\$2.29	\$2.50
		22123	BERGEN	STBGP-0208 (302)	354	\$2.00	\$3.85	\$3.10	\$2.00
		22117	PASSAIC	NHP-0020 (301)	1,444	\$5.00	\$1.80	\$1.50	\$2.00
	2022Q3	22137	UNION	NHP-0022 (353)	744	\$2.10	\$2.00	\$1.50	\$2.00

-----  
FERTILIZING AND SEEDING, TYPE W / SY

806024P	2022Q2	22117	PASSAIC	NHP-0020 (301)	2,160	\$4.00	\$4.40	\$1.50	\$2.00
---------	--------	-------	---------	----------------	-------	--------	--------	--------	--------

-----  
FERTILIZING AND SEEDING, BASIN SLOPE / SY

806028P	2022Q2	22117	PASSAIC	NHP-0020 (301)	410	\$5.00	\$5.20	\$3.00	\$2.00
---------	--------	-------	---------	----------------	-----	--------	--------	--------	--------

-----  
FERTILIZING AND SEEDING, LOW MAINTENANCE / SY

806033P	2022Q2	22117	PASSAIC	NHP-0020 (301)	2,460	\$3.00	\$1.40	\$1.50	\$2.00
---------	--------	-------	---------	----------------	-------	--------	--------	--------	--------

New Jersey Department of Transportation  
Jan 2022 - Dec 2022

12:15 Tuesday, January 3, 2023 394

HISTORICAL BID PRICE LISTING

BY REGION

REGION: N

PAY ITEM	CALENDAR QUARTER	CONTRACT NUMBER	COUNTY LOCATION	PROJECT DESCRIPTION	BID QUANTITY	AWARD PRICE	SECOND BIDDER	THIRD BIDDER	ESTIMATE
TOPSOIL STABILIZATION, TYPE 1 MAT / SY									
807003M	2022Q1	21140	MORRIS	100% State	80	\$12.00	\$10.00	\$12.00	\$6.00
	2022Q2	22127	BERGEN	CRRSAA-FLEX-0004 (32	410	\$5.50	\$5.50	\$4.87	\$6.00
		22117	PASSAIC	NHP-0020 (301)	595	\$6.00	\$4.40	\$3.00	\$8.00
-----									
TOPSOIL STABILIZATION, TYPE 2 MAT / SY									
807006M	2022Q1	22101	PASSAIC	NHP-0080 (331)	655	\$5.00	\$4.00	\$4.00	\$5.00
	2022Q2	22123	BERGEN	STBGP-0208 (302)	107	\$9.00	\$16.50	\$7.00	\$7.00
	2022Q3	22137	UNION	NHP-0022 (353)	23	\$5.25	\$10.00	\$8.75	\$10.00
	2022Q4	22145	WARREN	NHP-0094 (306)	13	\$60.00			\$5.00
-----									
TOPSOIL STABILIZATION, TYPE 4 MAT / SY									
807012M	2022Q3	22137	UNION	NHP-0022 (353)	4,668	\$3.65	\$3.50	\$3.00	\$6.00

New Jersey Department of Transportation  
Jan 2022 - Dec 2022

12:15 Tuesday, January 3, 2023 395

HISTORICAL BID PRICE LISTING  
BY REGION

REGION: N

PAY ITEM	CALENDAR QUARTER	CONTRACT NUMBER	COUNTY LOCATION	PROJECT DESCRIPTION	BID QUANTITY	AWARD PRICE	SECOND BIDDER	THIRD BIDDER	ESTIMATE
STRAW MULCHING / SY									
809003M	2022Q1	21139	MORRIS	NHP-0015 (310)	40	\$3.60			\$6.00
		21140	MORRIS	100% State	658	\$1.00	\$2.50	\$1.50	\$1.00
		22402	UNION	STATE	693	\$0.50	\$0.10	\$0.55	\$2.00
		22101	PASSAIC	NHP-0080 (331)	2,315	\$1.00	\$1.00	\$1.00	\$1.00
		22401	PASSAIC	STATE	3,358	\$0.50	\$0.75	\$0.80	\$1.00
		22401	PASSAIC	STATE	5,000	\$0.10	\$0.01	\$0.80	\$1.00
		22402	UNION	STATE	5,000	\$0.01	\$0.10	\$0.55	\$1.00
	2022Q2	22105	UNION	NHP-0439 (303)	11	\$1.00			\$2.00
		22105	UNION	NHP-0439 (303)	270	\$1.00			\$2.00
		22129	MORRIS	STBGP-FLEX-0046 (351)	996	\$1.00	\$3.00	\$2.14	\$1.00
		22122	MORRIS	NHP-0015 (311)	2,538	\$1.00	\$1.00	\$1.00	\$1.00
		22127	BERGEN	CRRSAA-FLEX-0004 (32	3,722	\$1.75	\$1.75	\$1.09	\$1.00
		22123	BERGEN	STBGP-0208 (302)	3,897	\$2.50	\$0.95	\$1.50	\$1.00
		22117	PASSAIC	NHP-0020 (301)	19,469	\$1.50	\$0.90	\$1.00	\$1.00

2022Q3	22137	UNION	NHP-0022 (353)	1,734	\$1.05	\$2.00	\$1.50	\$2.00
	22149	MORRIS	HSIP-0015 (313)	6,072	\$1.00	\$0.65	\$0.85	\$1.00
2022Q4	22152	WARREN	CMAQ-0046 (353)	215	\$1.00	\$0.02	\$2.75	\$2.00
	22145	WARREN	NHP-0094 (306)	493	\$12.00			\$2.00

-----  
**FIBER MULCHING / SY**

809006M	2022Q2	22122	MORRIS	NHP-0015 (311)	2,950	\$3.00	\$1.00	\$1.40	\$2.00
---------	--------	-------	--------	----------------	-------	--------	--------	--------	--------

-----  
**SHREDDED HARDWOOD BARK MULCHING / SY**

809015M	2022Q1	22402	UNION	STATE	40	\$10.00	\$10.00	\$5.00	\$2.00
---------	--------	-------	-------	-------	----	---------	---------	--------	--------

-----  
**WOOD MULCHING / SY**

809018M	2022Q1	22101	PASSAIC	NHP-0080 (331)	16	\$10.00	\$5.00	\$11.00	\$4.00
	2022Q2	22117	PASSAIC	NHP-0020 (301)	472	\$20.00	\$5.40	\$9.00	\$7.00

New Jersey Department of Transportation  
Jan 2022 - Dec 2022

12:15 Tuesday, January 3, 2023 396

**HISTORICAL BID PRICE LISTING  
BY REGION**

REGION: N

PAY ITEM	CALENDAR QUARTER	CONTRACT NUMBER	COUNTY LOCATION	PROJECT DESCRIPTION	BID QUANTITY	AWARD PRICE	SECOND BIDDER	THIRD BIDDER	ESTIMATE
WOOD MULCHING / SY									
809018M	2022Q3	22137	UNION	NHP-0022 (353)	2,169	\$5.25	\$12.00	\$10.00	\$7.00

-----  
**WOOD MULCHING, 2" THICK / SY**

809021M	2022Q2	22117	PASSAIC	NHP-0020 (301)	2,930	\$15.00	\$3.85	\$9.00	\$7.00
---------	--------	-------	---------	----------------	-------	---------	--------	--------	--------

New Jersey Department of Transportation  
Jan 2022 - Dec 2022

12:15 Tuesday, January 3, 2023 397

**HISTORICAL BID PRICE LISTING  
BY REGION**

REGION: N

PAY ITEM	CALENDAR QUARTER	CONTRACT NUMBER	COUNTY LOCATION	PROJECT DESCRIPTION	BID QUANTITY	AWARD PRICE	SECOND BIDDER	THIRD BIDDER	ESTIMATE
MOWING / ACRE									
810003M	2022Q2	22123	BERGEN	STBGP-0208 (302)	1	\$2,500	\$1,375	\$1,000	\$900.00
		22127	BERGEN	CRRSAA-FLEX-0004 (32)	1	\$900	\$900	\$1,720	\$620.00
		22117	PASSAIC	NHP-0020 (301)	11	\$1,200	\$1,210	\$600	\$700.00

2022Q3 22137 UNION NHP-0022 (353) 4 \$1,050 \$675 \$590 \$725.00  
 New Jersey Department of Transportation 12:15 Tuesday, January 3, 2023 398  
 Jan 2022 - Dec 2022

HISTORICAL BID PRICE LISTING  
 BY REGION

REGION: N

PAY ITEM	CALENDAR QUARTER	CONTRACT NUMBER	COUNTY LOCATION	PROJECT DESCRIPTION	BID QUANTITY	AWARD PRICE	SECOND BIDDER	THIRD BIDDER	ESTIMATE
LARGE DECIDUOUS TREE, 3-3 1/2" CALIPER, / U									
811003M	2022Q3	22137	UNION	NHP-0022 (353)	383	\$950.00	\$775.00	\$675.00	\$700.00
LARGE DECID TREE 10-12' HIGH, MULTI STEM / U									
811016M	2022Q2	22122	MORRIS	NHP-0015 (311)	4	\$750.00	\$650.00	\$710.00	\$800.00
		22127	BERGEN	CRRSAA-FLEX-0004 (32	6	\$700	\$700	\$1,003	\$600.00
		22117	PASSAIC	NHP-0020 (301)	10	\$755.00	\$850.00	\$750.00	\$450.00
	2022Q3	22137	UNION	NHP-0022 (353)	14	\$585.00	\$725.00	\$625.00	\$525.00
SMALL DECIDUOUS TREE, 3-3 1/2" CALIPER, / U									
811021M	2022Q3	22137	UNION	NHP-0022 (353)	346	\$925.00	\$900.00	\$785.00	\$725.00
SMALL DECIDUOUS TREE, 2 1/2-3" CALIPER, / U									
811022M	2022Q1	22101	PASSAIC	NHP-0080 (331)	6	\$500.00	\$650.00	\$800.00	\$800.00
SMALL DECIDUOUS TREE, 2-2 1/2" CALIPER, / U									
811024M	2022Q1	22101	PASSAIC	NHP-0080 (331)	2	\$450.00	\$650.00	\$650.00	\$550.00
	2022Q2	22122	MORRIS	NHP-0015 (311)	9	\$600.00	\$550.00	\$600.00	\$595.00
EVERGREEN TREE, 9-10' HIGH, B&B / U									
811033M	2022Q3	22137	UNION	NHP-0022 (353)	156	\$810.00	\$665.00	\$585.00	\$450.00
EVERGREEN TREE, 8-9' HIGH, B&B / U									
811036M	2022Q1	22101	PASSAIC	NHP-0080 (331)	1	\$500	\$750	\$1,800	\$500.00
EVERGREEN TREE, 7-8' HIGH B&B / U									
811037M	2022Q2	22117	PASSAIC	NHP-0020 (301)	17	\$700.00	\$750.00	\$550.00	\$375.00

HISTORICAL BID PRICE LISTING  
BY REGION

REGION: N

PAY ITEM	CALENDAR QUARTER	CONTRACT NUMBER	COUNTY LOCATION	PROJECT DESCRIPTION	BID QUANTITY	AWARD PRICE	SECOND BIDDER	THIRD BIDDER	ESTIMATE
-----									
EVERGREEN TREE, 6-7' HIGH, B&B / U									
811039M	2022Q2	22117	PASSAIC	NHP-0020 (301)	10	\$645.00	\$590.00	\$559.00	\$350.00
-----									
DECIDUOUS SHRUB, 18-24" HIGH, #3 CONTAIN / U									
811063M	2022Q2	22117	PASSAIC	NHP-0020 (301)	1,100	\$110.00	\$55.00	\$65.00	\$65.00
-----									
DECIDUOUS SHRUB, 24-36" HIGH, CONTAINER / U									
811067M	2022Q2	22117	PASSAIC	NHP-0020 (301)	172	\$150.00	\$71.00	\$80.00	\$65.00
		22122	MORRIS	NHP-0015 (311)	190	\$70.00	\$90.00	\$98.00	\$40.00
-----									
EVERGREEN SHRUB, 30-36" HIGH, B&B / U									
811072M	2022Q2	22122	MORRIS	NHP-0015 (311)	20	\$90.00	\$100.00	\$124.00	\$75.00
-----									
EVERGREEN SHRUB, 18-24" HIGH, #3 CONTAIN / U									
811078M	2022Q2	22117	PASSAIC	NHP-0020 (301)	198	\$105.00	\$66.00	\$60.00	\$55.00

HISTORICAL BID PRICE LISTING  
BY REGION

REGION: N

PAY ITEM	CALENDAR QUARTER	CONTRACT NUMBER	COUNTY LOCATION	PROJECT DESCRIPTION	BID QUANTITY	AWARD PRICE	SECOND BIDDER	THIRD BIDDER	ESTIMATE
-----									
PLANT ESTABLISHMENT PERIOD / LS									
811138M	2022Q1	22101	PASSAIC	NHP-0080 (331)	1	\$1,000	\$3,500	\$5,500	\$6,000
	2022Q2	22117	PASSAIC	NHP-0020 (301)	1	\$55,000	\$25,000	\$45,000	\$77,000
		22122	MORRIS	NHP-0015 (311)	1	\$5,000	\$12,500	\$14,000	\$8,300
		22127	BERGEN	CRRSAA-FLEX-0004 (32	1	\$19,000	\$19,000	\$2,981	\$1,000
	2022Q3	22137	UNION	NHP-0022 (353)	1	\$32,000	\$130,000	\$115,000	\$160,000







RESET SIGNS / U

MMD036M	2022Q1	22401	PASSAIC	STATE	26	\$138.00	\$1.00	\$110.00	\$140.00
		22402	UNION	STATE	54	\$50.00	\$165.00	\$200.00	\$300.00

-----  
 RETROFIT COVER PLATE FOR INLET CURB PIEC / U

MMD042M	2022Q1	22402	UNION	STATE	5	\$450.00	\$275.00	\$300.00	\$125.00
		22401	PASSAIC	STATE	39	\$300.00	\$345.00	\$160.00	\$270.00

New Jersey Department of Transportation  
 Jan 2022 - Dec 2022

12:15 Tuesday, January 3, 2023 406

HISTORICAL BID PRICE LISTING  
 BY REGION

REGION: N

PAY ITEM	CALENDAR QUARTER	CONTRACT NUMBER	COUNTY LOCATION	PROJECT DESCRIPTION	BID QUANTITY	AWARD PRICE	SECOND BIDDER	THIRD BIDDER	ESTIMATE
----------	------------------	-----------------	-----------------	---------------------	--------------	-------------	---------------	--------------	----------

CONDUIT CLEARING / LF

MME002M	2022Q1	22429	MORRIS	100% STATE	95	\$10.00	\$132.00		\$1.00
---------	--------	-------	--------	------------	----	---------	----------	--	--------

FOUNDATION REMOVAL, ELECTRICAL / U

MME008M	2022Q1	22427	BERGEN	100% STATE	200	\$350.00	\$700.00	\$600.00	\$400.00
---------	--------	-------	--------	------------	-----	----------	----------	----------	----------

TRANSITE JUNCTION BOX REMOVAL / U

MME009M	2022Q1	22427	BERGEN	100% STATE	60	\$400	\$1,223	\$800	\$500.00
---------	--------	-------	--------	------------	----	-------	---------	-------	----------

TROUBLESHOOTING / MH

MME010M	2022Q1	22429	MORRIS	100% STATE	125	\$240.00	\$811.00		\$185.00
---------	--------	-------	--------	------------	-----	----------	----------	--	----------

BASE DOOR, TYPE T/C / U

MME011M	2022Q1	22429	MORRIS	100% STATE	10	\$90.00	\$214.00		\$100.00
---------	--------	-------	--------	------------	----	---------	----------	--	----------

BASE DOOR, TYPE K / U

MME012M	2022Q1	22429	MORRIS	100% STATE	5	\$95.00	\$222.00		\$95.00
---------	--------	-------	--------	------------	---	---------	----------	--	---------

BASE DOOR, TYPE P / U

MME013M	2022Q1	22429	MORRIS	100% STATE	2	\$85.00	\$205.00		\$90.00
---------	--------	-------	--------	------------	---	---------	----------	--	---------

PEDESTRIAN LED INSTALLATION / U

MME015M	2022Q1 22429	MORRIS	100% STATE	2	\$335.00	\$454.00	\$275.00
---------	--------------	--------	------------	---	----------	----------	----------

-----  
HIGHWAY LIGHTING BALLAST INSTALLATION / U

MME017M	2022Q1 22429	MORRIS	100% STATE	10	\$450.00	\$483.00	\$450.00
---------	--------------	--------	------------	----	----------	----------	----------

New Jersey Department of Transportation  
Jan 2022 - Dec 2022

12:15 Tuesday, January 3, 2023 407

HISTORICAL BID PRICE LISTING  
BY REGION

REGION: N

PAY ITEM	CALENDAR QUARTER	CONTRACT NUMBER	COUNTY LOCATION	PROJECT DESCRIPTION	BID QUANTITY	AWARD PRICE	SECOND BIDDER	THIRD BIDDER	ESTIMATE
----------	------------------	-----------------	-----------------	---------------------	--------------	-------------	---------------	--------------	----------

-----  
HIGHWAY LIGHTING RELAMPING / U

MME024M	2022Q1	22429	MORRIS	100% STATE	75	\$150.00	\$268.00		\$175.00
---------	--------	-------	--------	------------	----	----------	----------	--	----------

-----  
BASE DOOR, TYPE L / U

MME026M	2022Q1	22429	MORRIS	100% STATE	5	\$60.00	\$205.00		\$75.00
---------	--------	-------	--------	------------	---	---------	----------	--	---------

-----  
PEC REPLACEMENT / U

MME027M	2022Q1	22429	MORRIS	100% STATE	2	\$65.00	\$332.00		\$75.00
---------	--------	-------	--------	------------	---	---------	----------	--	---------

-----  
SIGN LUMINAIRE INSTALLATION / U

MME055M	2022Q1	22429	MORRIS	100% STATE	210	\$2,150	\$2,107		\$2,000
---------	--------	-------	--------	------------	-----	---------	---------	--	---------

-----  
LED TYPE R-ARROW-R / U

MME068M	2022Q1	22429	MORRIS	100% STATE	35	\$75.00	\$298.00		\$100.00
---------	--------	-------	--------	------------	----	---------	----------	--	----------

-----  
LED TYPE A-ARROW-R / U

MME069M	2022Q1	22429	MORRIS	100% STATE	50	\$75.00	\$298.00		\$75.00
---------	--------	-------	--------	------------	----	---------	----------	--	---------

-----  
LED TYPE G-ARROW-R / U

MME070M	2022Q1	22429	MORRIS	100% STATE	50	\$75.00	\$298.00		\$75.00
---------	--------	-------	--------	------------	----	---------	----------	--	---------

-----  
LED TYPE A/G-ARROW-R / U

MME071M	2022Q1	22429	MORRIS	100% STATE	50	\$118.00	\$375.00		\$75.00
---------	--------	-------	--------	------------	----	----------	----------	--	---------

-----  
TRAFFIC DIRECTORS / MH

MME084M	2022Q1 22427	BERGEN	100% STATE	200	\$85.00	\$169.00	\$170.00	\$85.00
---------	--------------	--------	------------	-----	---------	----------	----------	---------

New Jersey Department of Transportation  
Jan 2022 - Dec 2022

12:15 Tuesday, January 3, 2023 408

HISTORICAL BID PRICE LISTING  
BY REGION

REGION: N

PAY ITEM	CALENDAR QUARTER	CONTRACT NUMBER	COUNTY LOCATION	PROJECT DESCRIPTION	BID QUANTITY	AWARD PRICE	SECOND BIDDER	THIRD BIDDER	ESTIMATE
-----									
VISOR REPLACEMENT / U									
MME085M	2022Q1	22429	MORRIS	100% STATE	3	\$55.00	\$150.00		\$60.00
-----									
ROADWAY JUNCTION BOX / U									
MME090M	2022Q1	22427	BERGEN	100% STATE	1	\$500	\$7,175	\$2,000	\$1,200
-----									
LED TYPE 12 RAG / U									
MME091M	2022Q1	22429	MORRIS	100% STATE	150	\$250.00	\$711.00		\$300.00
-----									
LED TYPE 8 RAG / U									
MME092M	2022Q1	22429	MORRIS	100% STATE	150	\$240.00	\$693.00		\$275.00
-----									
LIGHTING ASSEMBLIES, TYPE L-R-X / U									
MME093M	2022Q1	22429	MORRIS	100% STATE	2	\$460	\$1,303		\$450.00
-----									
LIGHTING ASSEMBLIES, TYPE L-R-CF / U									
MME094M	2022Q1	22429	MORRIS	100% STATE	2	\$460	\$1,303		\$450.00
-----									
LIGHTING ASSEMBLIES, TYPE L-R-V-X / U									
MME095M	2022Q1	22429	MORRIS	100% STATE	2	\$925	\$2,330		\$1,000
-----									
LIGHTING ASSEMBLIES, TYPE L-R-MG / U									
MME096M	2022Q1	22429	MORRIS	100% STATE	2	\$1,085	\$2,150		\$750.00
-----									
LIGHTING ASSEMBLIES, TYPE L-R-U-W / U									
MME097M	2022Q1	22429	MORRIS	100% STATE	2	\$2,000	\$3,316		\$1,850

New Jersey Department of Transportation

12:15 Tuesday, January 3, 2023 409

Jan 2022 - Dec 2022

HISTORICAL BID PRICE LISTING  
BY REGION

REGION: N

PAY ITEM	CALENDAR QUARTER	CONTRACT NUMBER	COUNTY LOCATION	PROJECT DESCRIPTION	BID QUANTITY	AWARD PRICE	SECOND BIDDER	THIRD BIDDER	ESTIMATE
LIGHTING ASSEMBLIES, TYPE L-R-U-P / U									
MME098M	2022Q1	22429	MORRIS	100% STATE	2	\$2,000	\$2,278		\$1,500

New Jersey Department of Transportation  
Jan 2022 - Dec 2022

12:15 Tuesday, January 3, 2023 410

HISTORICAL BID PRICE LISTING  
BY REGION

REGION: N

PAY ITEM	CALENDAR QUARTER	CONTRACT NUMBER	COUNTY LOCATION	PROJECT DESCRIPTION	BID QUANTITY	AWARD PRICE	SECOND BIDDER	THIRD BIDDER	ESTIMATE
TOWER RELAMPING / U									
MME100M	2022Q1	22429	MORRIS	100% STATE	2	\$1,660	\$9,346		\$1,750
TOWER LUMINAIRE INSTALLATION / U									
MME101M	2022Q1	22429	MORRIS	100% STATE	16	\$2,500	\$2,287		\$650.00
LIGHTING ASSEMBLIES INSTALLATION / U									
MME102M	2022Q1	22429	MORRIS	100% STATE	40	\$365.00	\$656.00		\$375.00
LIGHTING ASSEMBLIES, TYPE L-R-40-Y / U									
MME103M	2022Q1	22429	MORRIS	100% STATE	2	\$445	\$1,268		\$600.00
FUSE KITS / U									
MME108M	2022Q1	22429	MORRIS	100% STATE	75	\$50.00	\$336.00		\$75.00
FOUNDATION, TYPE PBI / U									
MME122M	2022Q1	22427	BERGEN	100% STATE	10	\$250.00	\$797.00	\$800.00	\$400.00
ADA Push Button Installation / U									
MME139M	2022Q1	22429	MORRIS	100% STATE	15	\$165.00	\$454.00		\$225.00

-----  
 RADAR DETECTION SYSTEM, 1 RADAR / U

MME143M	2022Q1	22401	PASSAIC	STATE	1	\$10,770	\$10,275	\$12,000	\$15,000
		22402	UNION	STATE	3	\$13,440	\$12,100	\$12,046	\$15,000

-----  
 RADAR DETECTION SYSTEM, 2 RADAR / U

MME144M	2022Q1	22401	PASSAIC	STATE	4	\$21,805	\$20,811	\$21,000	\$25,000
---------	--------	-------	---------	-------	---	----------	----------	----------	----------

New Jersey Department of Transportation  
 Jan 2022 - Dec 2022  
 12:15 Tuesday, January 3, 2023 411

HISTORICAL BID PRICE LISTING  
 BY REGION

REGION: N

PAY ITEM	CALENDAR QUARTER	CONTRACT NUMBER	COUNTY LOCATION	PROJECT DESCRIPTION	BID QUANTITY	AWARD PRICE	SECOND BIDDER	THIRD BIDDER	ESTIMATE
		22402	UNION	STATE	7	\$23,415	\$21,945	\$22,449	\$25,000

-----  
 RADAR DETECTION SYSTEM, 3 RADAR / U

MME145M	2022Q1	22402	UNION	STATE	3	\$34,075	\$30,800	\$33,563	\$30,000
---------	--------	-------	-------	-------	---	----------	----------	----------	----------

-----  
 RADAR DETECTION SYSTEM, 4 RADAR / U

MME146M	2022Q1	22402	UNION	STATE	1	\$44,940	\$43,890	\$44,897	\$40,000
---------	--------	-------	-------	-------	---	----------	----------	----------	----------

-----  
 POLE BRIDGE REPLACEMENT / EACH

MME149M	2022Q1	22429	MORRIS	100% STATE	40	\$3,000	\$1,838		\$2,000
---------	--------	-------	--------	------------	----	---------	---------	--	---------

New Jersey Department of Transportation  
 Jan 2022 - Dec 2022  
 12:15 Tuesday, January 3, 2023 412

HISTORICAL BID PRICE LISTING  
 BY REGION

REGION: N

PAY ITEM	CALENDAR QUARTER	CONTRACT NUMBER	COUNTY LOCATION	PROJECT DESCRIPTION	BID QUANTITY	AWARD PRICE	SECOND BIDDER	THIRD BIDDER	ESTIMATE
		22401	PASSAIC	STATE	500	\$1.00	\$1.00	\$120.00	\$200.00
		22402	UNION	STATE	500	\$1.00	\$1.00	\$1.00	\$200.00

-----  
 TELEPHONE SERVICE / DOLL

MMG010M	2022Q2	22463	MORRIS	N/A	3,000	\$1.00	\$1.00		\$1.00
	2022Q4	23434	UNION	N/A	2,000	\$1.00	\$1.00	\$1.00	\$1.00

23422	UNION	N/A	3,000	\$1.00	\$1.00	\$1.00	\$1.00
23425	UNION	N/A	3,000	\$1.00	\$1.00	\$1.00	\$1.00

-----  
FIELD OFFICE EQUIPMENT / DOLL

MMG018M	2022Q1	22424	MORRIS	STATE	500	\$1.00	\$1.00	\$1.00	\$1.00
	2022Q2	22463	MORRIS	N/A	2,500	\$1.00	\$1.00	\$1.00	\$1.00

-----  
OVERTIME DIFFERENTIAL (OD) / DOLL

MMG025M	2022Q4	23434	UNION	N/A	50,000	\$1.00	\$1.00	\$1.00	\$1.00
		23422	UNION	N/A	125,000	\$1.00	\$1.00	\$1.00	\$1.00
		23425	UNION	N/A	150,000	\$1.00	\$1.00	\$1.00	\$1.00

-----  
DISPOSAL OF REGULATED MATERIAL / DOLL

MMG027M	2022Q4	23422	UNION	N/A	20,000	\$1.00	\$1.00	\$1.00	\$1.00
		23425	UNION	N/A	20,000	\$1.00	\$1.00	\$1.00	\$1.00
		23434	UNION	N/A	100,000	\$1.00	\$1.00	\$1.00	\$1.00

-----  
STEEL POST FOR END TREATMENT / U

MMG030M	2022Q2	22463	MORRIS	N/A	30	\$75	\$1,075		\$100.00
---------	--------	-------	--------	-----	----	------	---------	--	----------

-----  
ATTACHMENT TO STRUCTURE / LF

MMG032M	2022Q2	22463	MORRIS	N/A	50	\$1.00	\$125.00		\$200.00
---------	--------	-------	--------	-----	----	--------	----------	--	----------

New Jersey Department of Transportation  
Jan 2022 - Dec 2022

12:15 Tuesday, January 3, 2023 413

HISTORICAL BID PRICE LISTING  
BY REGION

REGION: N

PAY ITEM	CALENDAR QUARTER	CONTRACT NUMBER	COUNTY LOCATION	PROJECT DESCRIPTION	BID QUANTITY	AWARD PRICE	SECOND BIDDER	THIRD BIDDER	ESTIMATE
ATTACHMENT TO STRUCTURE / U		22463	MORRIS	N/A	100	\$210.00	\$245.00		\$200.00
MMG033M	2022Q2	22463	MORRIS	N/A	50	\$1.00	\$225.00		\$150.00

-----  
RIPRAP STONE SLOPE PROTECTION / T

MMG036M	2022Q1	22401	PASSAIC	STATE	50	\$1.00	\$10.00	\$60.00	\$55.00
		22402	UNION	STATE	50	\$1.00	\$1.00	\$25.00	\$55.00

-----  
SCOOP TUNNEL VISOR / U



MMG055M	2022Q1	22429	MORRIS	100% STATE	10	\$75.00	\$129.00		\$75.00
---------	--------	-------	--------	------------	----	---------	----------	--	---------

-----  
 CRANE / MH

MMG056M	2022Q1	22429	MORRIS	100% STATE	40	\$500.00	\$405.00		\$450.00
---------	--------	-------	--------	------------	----	----------	----------	--	----------

-----  
 DISPOSAL OF REGULATED MATERIAL HAZARDOUS / DOLL

MMG064M	2022Q4	23422	UNION	N/A	20,000	\$1.00	\$1.00	\$1.00	\$1.00
		23425	UNION	N/A	50,000	\$1.00	\$1.00	\$1.00	\$1.00
		23434	UNION	N/A	100,000	\$1.00	\$1.00	\$1.00	\$1.00

-----  
 FIBERGLASS REINFORCED POLYMER PANELS / SF

MMG093M	2022Q1	22461	HUDSON	N/A	4,700	\$70.00	\$45.00	\$166.00	\$64.00
---------	--------	-------	--------	-----	-------	---------	---------	----------	---------

-----  
 ADJUSTMENT FACTOR / PCT

MMG095M	2022Q2	22441	MORRIS	N/A	6,900,000	\$0.73	\$0.96	\$0.98	\$1.08
---------	--------	-------	--------	-----	-----------	--------	--------	--------	--------

New Jersey Department of Transportation  
 Jan 2022 - Dec 2022

12:15 Tuesday, January 3, 2023 414

HISTORICAL BID PRICE LISTING  
 BY REGION

REGION: N

PAY ITEM	CALENDAR QUARTER	CONTRACT NUMBER	COUNTY LOCATION	PROJECT DESCRIPTION	BID QUANTITY	AWARD PRICE	SECOND BIDDER	THIRD BIDDER	ESTIMATE
CONSTRUCTION LAYOUT / DAY									
MMR001M	2022Q1	22401	PASSAIC	STATE	20	\$1	\$1	\$1,150	\$1,650
		22402	UNION	STATE	20	\$100.00	\$1.00	\$1.00	\$1,650

-----  
 SPECIAL MOBILIZATION / U

MMR005M	2022Q2	22463	MORRIS	N/A	40	\$2,000	\$2,000		\$2,000
---------	--------	-------	--------	-----	----	---------	---------	--	---------

-----  
 EMERGENCY MOBILIZATION / U

MMR006M	2022Q1	22401	PASSAIC	STATE	3	\$10,000	\$10,000	\$10,000	\$10,000
		22402	UNION	STATE	3	\$10,000	\$10,000	\$10,000	\$10,000
		22424	MORRIS	STATE	10	\$1,000	\$1,000		\$1,000
	2022Q2	22463	MORRIS	N/A	40	\$5,000	\$5,000		\$5,000

-----  
 ATTACHMENT TO STRUCTURE, TYPE A / U

MMR047M	2022Q2	22463	MORRIS	N/A	20	\$500	\$5,200		\$750.00
---------	--------	-------	--------	-----	----	-------	---------	--	----------

-----  
 ATTACHMENT TO STRUCTURE, TYPE B / U

MMR048M	2022Q2	22463	MORRIS	N/A	20	\$145	\$1,500		\$500.00
---------	--------	-------	--------	-----	----	-------	---------	--	----------

-----  
 BUFFER END PIECES FOR END TREATMENTS / U

MMR055M	2022Q2	22463	MORRIS	N/A	15	\$100.00	\$250.00		\$250.00
---------	--------	-------	--------	-----	----	----------	----------	--	----------

-----  
 WOODEN POSTS FOR END TREATMENTS / U

MMR056M	2022Q2	22463	MORRIS	N/A	15	\$74.00	\$750.00		\$75.00
---------	--------	-------	--------	-----	----	---------	----------	--	---------

-----  
 RAIL ELEMENTS FOR END TREATMENTS / U

MMR057M	2022Q2	22463	MORRIS	N/A	15	\$240.00	\$750.00		\$500.00
---------	--------	-------	--------	-----	----	----------	----------	--	----------

New Jersey Department of Transportation  
 Jan 2022 - Dec 2022

12:15 Tuesday, January 3, 2023 415

HISTORICAL BID PRICE LISTING  
 BY REGION

REGION: N

PAY ITEM	CALENDAR QUARTER	CONTRACT NUMBER	COUNTY LOCATION	PROJECT DESCRIPTION	BID QUANTITY	AWARD PRICE	SECOND BIDDER	THIRD BIDDER	ESTIMATE
REFLECTIVE SHEETING FOR END TREATMENTS / SF									

MMR058M	2022Q2	22463	MORRIS	N/A	50	\$1.00	\$300.00		\$20.00
---------	--------	-------	--------	-----	----	--------	----------	--	---------

-----  
 FLASHING ARROW BOARD, 4' X 8' / DAY

MMR060M	2022Q1	22401	PASSAIC	STATE	100	\$1.00	\$1.00	\$100.00	\$50.00
		22402	UNION	STATE	100	\$1.00	\$1.00	\$1.00	\$50.00

-----  
 PORTABLE VARIABLE MESSAGE SIGN / DAY

MMR061M	2022Q1	22401	PASSAIC	STATE	140	\$1.00	\$1.00	\$65.00	\$100.00
		22402	UNION	STATE	140	\$1.00	\$1.00	\$1.00	\$100.00

-----  
 NON-VEGETATIVE SURFACE, POLYESTER MATTIN / SY

MMR073M	2022Q2	22463	MORRIS	N/A	150	\$1.00	\$75.00		\$25.00
---------	--------	-------	--------	-----	-----	--------	---------	--	---------

-----  
 GUIDE RAIL EXTRUDERS / U

MMR076M	2022Q2	22463	MORRIS	N/A	15	\$875	\$3,250		\$1,250
---------	--------	-------	--------	-----	----	-------	---------	--	---------

-----  
 MOBILIZATION OF MILL & HMA PAVING EQUIP. / U

MMR077M	2022Q1	22401	PASSAIC	STATE	25	\$15,000	\$15,000	\$15,000	\$15,000
		22402	UNION	STATE	25	\$15,000	\$15,000	\$15,000	\$15,000

-----  
MICROMILLING / SY

MMR087M	2022Q1	22401	PASSAIC	STATE	1,000	\$5.00	\$5.00	\$9.00	\$6.35
		22402	UNION	STATE	1,000	\$5.00	\$6.00	\$10.00	\$6.35

-----  
CONCRETE WASHOUT SYSTEM / U

MMR091M	2022Q1	22401	PASSAIC	STATE	2	\$18,250	\$20,000	\$1,000	\$500.00
---------	--------	-------	---------	-------	---	----------	----------	---------	----------

New Jersey Department of Transportation  
Jan 2022 - Dec 2022

12:15 Tuesday, January 3, 2023 416

HISTORICAL BID PRICE LISTING  
BY REGION

REGION: N

PAY ITEM	CALENDAR QUARTER	CONTRACT NUMBER	COUNTY LOCATION	PROJECT DESCRIPTION	BID QUANTITY	AWARD PRICE	SECOND BIDDER	THIRD BIDDER	ESTIMATE
-----	-----	-----	-----	-----	-----	-----	-----	-----	-----
CONCRETE WASHOUT SYSTEM / U									
MMR091M	(cont)	22402	UNION	STATE	2	\$20,000	\$20,000	\$1,000	\$500.00

-----  
REGRADE BERM / SY

MMR096M	2022Q1	22401	PASSAIC	STATE	900	\$3.00	\$3.00	\$20.00	\$4.00
---------	--------	-------	---------	-------	-----	--------	--------	---------	--------

New Jersey Department of Transportation  
Jan 2022 - Dec 2022

12:15 Tuesday, January 3, 2023 417

HISTORICAL BID PRICE LISTING  
BY REGION

REGION: N

PAY ITEM	CALENDAR QUARTER	CONTRACT NUMBER	COUNTY LOCATION	PROJECT DESCRIPTION	BID QUANTITY	AWARD PRICE	SECOND BIDDER	THIRD BIDDER	ESTIMATE
-----	-----	-----	-----	-----	-----	-----	-----	-----	-----
VOID REDUCING ASPHALT MEMBRANE / LF									
MMR113M	2022Q1	22401	PASSAIC	STATE	18,639	\$5.30	\$5.02	\$5.00	\$5.00

-----  
ASPHALT COLD PATCH / LB

MMR115M	2022Q2	22463	MORRIS	N/A	500	\$1.00	\$10.00		\$2.00
---------	--------	-------	--------	-----	-----	--------	---------	--	--------

New Jersey Department of Transportation  
Jan 2022 - Dec 2022

12:15 Tuesday, January 3, 2023 418

HISTORICAL BID PRICE LISTING

BY REGION

REGION: S

PAY ITEM	CALENDAR QUARTER	CONTRACT NUMBER	COUNTY LOCATION	PROJECT DESCRIPTION	BID QUANTITY	AWARD PRICE	SECOND BIDDER	THIRD BIDDER	ESTIMATE
FORCE ACCOUNT / DOLL									
109006M	2022Q1	22407	CUMBERLAND	STATE	100,000	\$1.00			\$1.00
		22408	ATLANTIC	STATE	100,000	\$1.00	\$1.00		\$1.00
		22423	CAMDEN	N/A	155,000	\$1.00	\$1.00	\$1.00	\$1.00
	2022Q4	23424	BURLINGTON	N/A	450,000	\$1.00	\$1.00	\$1.00	\$1.00

New Jersey Department of Transportation  
Jan 2022 - Dec 2022

12:15 Tuesday, January 3, 2023 419

HISTORICAL BID PRICE LISTING  
BY REGION

REGION: S

PAY ITEM	CALENDAR QUARTER	CONTRACT NUMBER	COUNTY LOCATION	PROJECT DESCRIPTION	BID QUANTITY	AWARD PRICE	SECOND BIDDER	THIRD BIDDER	ESTIMATE
PERFORMANCE BOND AND PAYMENT BOND / DOLL									
151006M	2022Q1	22406	BURLINGTON	STATE	1	\$29,500	\$13,000	\$39,650	\$107,400
		22407	CUMBERLAND	STATE	1	\$30,000			\$77,900
		22408	ATLANTIC	STATE	1	\$25,000	\$47,500		\$61,400
		22423	CAMDEN	N/A	1	\$22,491	\$33,281	\$10,478	\$22,800
		22426	CAMDEN	STATE	1	\$7,727	\$6,000		\$8,000
		22457	SALEM	N/A	1	\$45,000	\$120,000	\$75,000	\$40,000
	2022Q2	22103	BURLINGTON	NHP-0206 (333)	1	\$25,000	\$30,000	\$20,000	\$50,000
		22109	CUMBERLAND	NHP-D00S (580)	1	\$13,380			\$20,000
		22111	BURLINGTON	NHP-0068 (301)	1	\$22,300			\$20,000
		22114	CAMDEN	NHP-0076 (207)	1	\$25,000	\$9,000	\$7,000	\$25,000
		22124	CUMBERLAND	NHP-0555 (303)	1	\$35,000	\$53,000	\$47,847	\$50,000
		22125	BURLINGTON	NHP-D00S (589)	1	\$20,000	\$24,000	\$55,988	\$20,000
		22130	CAPE MAY	NHP-0083 (300)	1	\$20,400			\$20,000
		22132	CAMDEN	HSIP-D00S (574)	1	\$37,000	\$37,000	\$39,805	\$20,000
		22136	CAMDEN	NHP-0042 (306)	1	\$45,000	\$25,000		\$70,000
	2022Q3	22138	GLOUCESTER	NHP-0322 (330)	1	\$10,500			\$20,000
		22140	GLOUCESTER	NHP-0055 (304)	1	\$25,000	\$42,000		\$40,000
	2022Q4	22139	GLOUCESTER	NHP-0040 (318)	1	\$10,000	\$13,800	\$25,000	\$25,000
		22151	ATLANTIC	NHPP-0030 (368)	1	\$15,400			\$20,000
		22156	BURLINGTON	NHP-0009 (332)	1	\$11,600			\$20,000
		23424	BURLINGTON	N/A	1	\$0	\$26,498	\$1	\$11,000

New Jersey Department of Transportation  
Jan 2022 - Dec 2022

12:15 Tuesday, January 3, 2023 420

HISTORICAL BID PRICE LISTING  
BY REGION

REGION: S

PAY ITEM	CALENDAR QUARTER	CONTRACT NUMBER	COUNTY LOCATION	PROJECT DESCRIPTION	BID QUANTITY	AWARD PRICE	SECOND BIDDER	THIRD BIDDER	ESTIMATE
RAILROAD PROTECTIVE LIABILITY INSURANCE / DOLL									
152012P	2022Q1	22407	CUMBERLAND	STATE	1	\$2,000			\$10,000
		22408	ATLANTIC	STATE	1	\$1	\$2,000		\$10,000
	2022Q2	22125	BURLINGTON	NHP-D00S(589)	1	\$3,500	\$1,800	\$2,518	\$18,000

POLLUTION LIABILITY INSURANCE / DOLL

152015P	2022Q1	22406	BURLINGTON	STATE	1	\$6,500	\$1	\$10,000	\$5,000
		22407	CUMBERLAND	STATE	1	\$100.00			\$5,000
		22408	ATLANTIC	STATE	1	\$10	\$12,500		\$5,000
		22423	CAMDEN	N/A	1	\$12,575	\$7,800	\$469	\$10,000
		22426	CAMDEN	STATE	1	\$1	\$20,000		\$1,000
		22457	SALEM	N/A	1	\$1,000	\$50,000	\$50,000	\$35,000
	2022Q2	22103	BURLINGTON	NHP-0206(333)	1	\$0	\$8,500	\$0	\$11,300
		22109	CUMBERLAND	NHP-D00S(580)	1	\$2,500			\$8,000
		22111	BURLINGTON	NHP-0068(301)	1	\$12,000			\$2,500
		22114	CAMDEN	NHP-0076(207)	1	\$30,000	\$1	\$1	\$3,000
		22124	CUMBERLAND	NHP-0555(303)	1	\$1	\$1	\$15,000	\$10,000
		22125	BURLINGTON	NHP-D00S(589)	1	\$1	\$1	\$12,575	\$425.00
		22130	CAPE MAY	NHP-0083(300)	1	\$2,500			\$3,000
		22132	CAMDEN	HSIP-D00S(574)	1	\$11,000	\$11,000	\$6,000	\$2,500
		22136	CAMDEN	NHP-0042(306)	1	\$100.00	\$1.00		\$900.00
	2022Q3	22138	GLOUCESTER	NHP-0322(330)	1	\$25,000			\$10,000
		22140	GLOUCESTER	NHP-0055(304)	1	\$100	\$25,000		\$5,000
	2022Q4	22139	GLOUCESTER	NHP-0040(318)	1	\$100	\$1	\$8,500	\$10,000
		22151	ATLANTIC	NHPP-0030(368)	1	\$15,000			\$20,000
		22156	BURLINGTON	NHP-0009(332)	1	\$2,000			\$16,000
		23424	BURLINGTON	N/A	1	\$0.01	\$1.00	\$1.00	\$5,000

New Jersey Department of Transportation  
Jan 2022 - Dec 2022

12:15 Tuesday, January 3, 2023 421

HISTORICAL BID PRICE LISTING  
BY REGION

REGION: S

PAY ITEM	CALENDAR QUARTER	CONTRACT NUMBER	COUNTY LOCATION	PROJECT DESCRIPTION	BID QUANTITY	AWARD PRICE	SECOND BIDDER	THIRD BIDDER	ESTIMATE
PROGRESS SCHEDULE / LS									
153003P	2022Q2	22103	BURLINGTON	NHP-0206(333)	1	\$7,500	\$1,000	\$15,000	\$25,000
		22111	BURLINGTON	NHP-0068(301)	1	\$35,000			\$8,000
		22114	CAMDEN	NHP-0076(207)	1	\$10,000	\$5,000	\$3,500	\$10,000
		22124	CUMBERLAND	NHP-0555(303)	1	\$5,000	\$5,750	\$5,520	\$25,000
		22125	BURLINGTON	NHP-D00S(589)	1	\$10,000	\$2,500	\$14,600	\$8,000
		22136	CAMDEN	NHP-0042(306)	1	\$5,000	\$2,500		\$15,000

2022Q3	22138	GLOUCESTER	NHP-0322 (330)	1	\$35,000			\$6,500
2022Q4	22139	GLOUCESTER	NHP-0040 (318)	1	\$3,000	\$5,000	\$5,000	\$15,000
	22151	ATLANTIC	NHPP-0030 (368)	1	\$38,000			\$8,000
	22156	BURLINGTON	NHP-0009 (332)	1	\$38,000			\$8,000

-----  
PROGRESS SCHEDULE UPDATE / U

153005M	2022Q2	22111	BURLINGTON	NHP-0068 (301)	8	\$8,000			\$675.00
		22124	CUMBERLAND	NHP-0555 (303)	10	\$1	\$1,375	\$331	\$500.00
		22136	CAMDEN	NHP-0042 (306)	10	\$100.00	\$300.00		\$500.00
		22114	CAMDEN	NHP-0076 (207)	11	\$200.00	\$100.00	\$150.00	\$625.00
		22125	BURLINGTON	NHP-D00S (589)	12	\$1	\$100	\$2,100	\$500.00
		22103	BURLINGTON	NHP-0206 (333)	18	\$1,250	\$250	\$100	\$550.00
	2022Q3	22138	GLOUCESTER	NHP-0322 (330)	5	\$8,000			\$500.00
	2022Q4	22151	ATLANTIC	NHPP-0030 (368)	3	\$8,000			\$525.00
		22156	BURLINGTON	NHP-0009 (332)	4	\$8,000			\$600.00
		22139	GLOUCESTER	NHP-0040 (318)	5	\$150.00	\$500.00	\$500.00	\$525.00

-----  
BAR CHART PROGRESS SCHEDULE AND UPDATES / LS

153009P	2022Q1	22406	BURLINGTON	STATE	1	\$1,500	\$500	\$10,000	\$5,000
		22407	CUMBERLAND	STATE	1	\$1,000			\$5,000
		22408	ATLANTIC	STATE	1	\$500	\$5,000		\$5,000
		22457	SALEM	N/A	1	\$500	\$35,000	\$2,000	\$5,000
	2022Q2	22109	CUMBERLAND	NHP-D00S (580)	1	\$35,000			\$8,000

New Jersey Department of Transportation  
Jan 2022 - Dec 2022

12:15 Tuesday, January 3, 2023 422

HISTORICAL BID PRICE LISTING  
BY REGION

REGION: S

PAY ITEM	CALENDAR QUARTER	CONTRACT NUMBER	COUNTY LOCATION	PROJECT DESCRIPTION	BID QUANTITY	AWARD PRICE	SECOND BIDDER	THIRD BIDDER	ESTIMATE
----------	------------------	-----------------	-----------------	---------------------	--------------	-------------	---------------	--------------	----------

-----  
BAR CHART PROGRESS SCHEDULE AND UPDATES / LS

153009P	(cont)	22130	CAPE MAY	NHP-0083 (300)	1	\$38,000			\$8,000
		22132	CAMDEN	HSIP-D00S (574)	1	\$5,000	\$5,000	\$37,824	\$8,000
	2022Q3	22140	GLOUCESTER	NHP-0055 (304)	1	\$200	\$50,000		\$15,000

-----  
TRAINEES / HOUR

153011M	2022Q2	22111	BURLINGTON	NHP-0068 (301)	1,050	\$130.00			\$1.00
		22130	CAPE MAY	NHP-0083 (300)	1,190	\$126.00			\$1.00
		22114	CAMDEN	NHP-0076 (207)	1,210	\$1.00	\$1.00	\$1.00	\$1.00
		22125	BURLINGTON	NHP-D00S (589)	1,210	\$1.00	\$5.00	\$135.00	\$1.00
		22109	CUMBERLAND	NHP-D00S (580)	1,630	\$90.00			\$1.00

	22132	CAMDEN	HSIP-D00S (574)	1,750	\$0.01	\$0.01	\$0.01	\$1.00
	22103	BURLINGTON	NHP-0206 (333)	1,950	\$10.00	\$0.80	\$0.01	\$1.00
	22136	CAMDEN	NHP-0042 (306)	2,950	\$0.01	\$0.01		\$1.00
	22124	CUMBERLAND	NHP-0555 (303)	4,190	\$1.00	\$1.00	\$120.00	\$1.00
2022Q3	22140	GLOUCESTER	NHP-0055 (304)	1,480	\$0.01	\$126.00		\$1.00
2022Q4	22139	GLOUCESTER	NHP-0040 (318)	900	\$0.01	\$0.01	\$0.01	\$1.00
	22156	BURLINGTON	NHP-0009 (332)	1,480	\$110.00			\$1.00

New Jersey Department of Transportation  
Jan 2022 - Dec 2022

12:15 Tuesday, January 3, 2023 423

HISTORICAL BID PRICE LISTING  
BY REGION

REGION: S

PAY ITEM	CALENDAR QUARTER	CONTRACT NUMBER	COUNTY LOCATION	PROJECT DESCRIPTION	BID QUANTITY	AWARD PRICE	SECOND BIDDER	THIRD BIDDER	ESTIMATE
MOBILIZATION / LS									
154003P	2022Q1	22406	BURLINGTON	STATE	1	\$873,029	\$873,393	\$875,000	\$690,440
		22407	CUMBERLAND	STATE	1	\$1,000,000			\$473,038
		22408	ATLANTIC	STATE	1	\$650,000	\$1,170,000		\$310,215
		22457	SALEM	N/A	1	\$2,785,000	\$5,400,000	\$3,500,000	\$2,310,000
	2022Q2	22103	BURLINGTON	NHP-0206 (333)	1	\$901,195	\$628,000	\$640,000	\$745,000
		22109	CUMBERLAND	NHP-D00S (580)	1	\$215,000			\$265,000
		22111	BURLINGTON	NHP-0068 (301)	1	\$393,000			\$360,000
		22114	CAMDEN	NHP-0076 (207)	1	\$150,000	\$195,000	\$74,104	\$274,750
		22124	CUMBERLAND	NHP-0555 (303)	1	\$770,000	\$810,000	\$814,900	\$800,000
		22125	BURLINGTON	NHP-D00S (589)	1	\$441,000	\$879,200	\$421,000	\$370,000
		22130	CAPE MAY	NHP-0083 (300)	1	\$357,000			\$575,000
		22132	CAMDEN	HSIP-D00S (574)	1	\$530,000	\$530,000	\$457,199	\$300,000
		22136	CAMDEN	NHP-0042 (306)	1	\$1,300,000	\$1,844,137		\$1,290,000
	2022Q3	22138	GLOUCESTER	NHP-0322 (330)	1	\$167,000			\$165,000
		22140	GLOUCESTER	NHP-0055 (304)	1	\$770,000	\$1,640,000		\$658,456
	2022Q4	22139	GLOUCESTER	NHP-0040 (318)	1	\$220,000	\$211,200	\$545,000	\$282,300
		22151	ATLANTIC	NHPP-0030 (368)	1	\$255,100			\$328,000
		22156	BURLINGTON	NHP-0009 (332)	1	\$186,000			\$250,000

New Jersey Department of Transportation  
Jan 2022 - Dec 2022

12:15 Tuesday, January 3, 2023 424

HISTORICAL BID PRICE LISTING  
BY REGION

REGION: S

PAY ITEM	CALENDAR QUARTER	CONTRACT NUMBER	COUNTY LOCATION	PROJECT DESCRIPTION	BID QUANTITY	AWARD PRICE	SECOND BIDDER	THIRD BIDDER	ESTIMATE
FIELD OFFICE TYPE A SET UP / U									
155003M	2022Q1	22457	SALEM	N/A	1	\$12,000	\$35,000	\$18,000	\$20,000

-----  
 FIELD OFFICE TYPE B SET UP / U

155006M	2022Q1	22406	BURLINGTON	STATE	1	\$20,000	\$35,000	\$20,000	\$20,000
		22407	CUMBERLAND	STATE	1	\$10,000			\$20,000
		22408	ATLANTIC	STATE	1	\$75,000	\$75,000		\$20,000

-----  
 FIELD OFFICE TYPE D SET UP / U

155012M	2022Q2	22109	CUMBERLAND	NHP-D00S (580)	1	\$42,000			\$28,000
		22114	CAMDEN	NHP-0076 (207)	1	\$25,000	\$30,000	\$33,000	\$45,000
		22130	CAPE MAY	NHP-0083 (300)	1	\$45,000			\$25,000
		22132	CAMDEN	HSIP-D00S (574)	1	\$30,000	\$30,000	\$55,045	\$28,000
		22136	CAMDEN	NHP-0042 (306)	1	\$60,000	\$35,000		\$30,000
	2022Q3	22138	GLOUCESTER	NHP-0322 (330)	1	\$45,000			\$25,000
		22140	GLOUCESTER	NHP-0055 (304)	1	\$80,000	\$45,000		\$25,400
	2022Q4	22139	GLOUCESTER	NHP-0040 (318)	1	\$50,000	\$16,965	\$35,000	\$40,000

-----  
 FIELD OFFICE TYPE E SET UP / U

155015M	2022Q2	22103	BURLINGTON	NHP-0206 (333)	1	\$35,000	\$20,000	\$75,000	\$62,500
		22111	BURLINGTON	NHP-0068 (301)	1	\$45,000			\$37,630
		22124	CUMBERLAND	NHP-0555 (303)	1	\$30,000	\$70,000	\$151,100	\$50,000
		22125	BURLINGTON	NHP-D00S (589)	1	\$30,000	\$30,000	\$22,500	\$35,000
	2022Q4	22151	ATLANTIC	NHPP-0030 (368)	1	\$45,000			\$70,000
		22156	BURLINGTON	NHP-0009 (332)	1	\$45,000			\$43,000

-----  
 FIELD OFFICE TYPE A MAINTENANCE / MO

155021M	2022Q1	22457	SALEM	N/A	5	\$500	\$2,500	\$50,000	\$2,500
---------	--------	-------	-------	-----	---	-------	---------	----------	---------

New Jersey Department of Transportation  
 Jan 2022 - Dec 2022

12:15 Tuesday, January 3, 2023 425

HISTORICAL BID PRICE LISTING  
 BY REGION

REGION: S

PAY ITEM	CALENDAR QUARTER	CONTRACT NUMBER	COUNTY LOCATION	PROJECT DESCRIPTION	BID QUANTITY	AWARD PRICE	SECOND BIDDER	THIRD BIDDER	ESTIMATE
-----	-----	-----	-----	-----	-----	-----	-----	-----	-----
FIELD OFFICE TYPE B MAINTENANCE / MO									
155024M	2022Q1	22406	BURLINGTON	STATE	12	\$2,000	\$3,500	\$3,500	\$2,500
		22407	CUMBERLAND	STATE	12	\$2,500			\$2,500
		22408	ATLANTIC	STATE	12	\$2,500	\$2,500		\$2,500

-----  
 FIELD OFFICE TYPE D MAINTENANCE / MO

155030M	2022Q2	22109	CUMBERLAND	NHP-D00S (580)	10	\$6,500			\$4,500
---------	--------	-------	------------	----------------	----	---------	--	--	---------



	22130	CAPE MAY	NHP-0083 (300)	15	\$6,500			\$4,000
	22136	CAMDEN	NHP-0042 (306)	19	\$3,500	\$4,000		\$4,500
	22114	CAMDEN	NHP-0076 (207)	22	\$150	\$1,000	\$3,400	\$5,000
	22132	CAMDEN	HSIP-D00S (574)	25	\$3,500	\$3,500	\$4,675	\$3,000
2022Q3	22138	GLOUCESTER	NHP-0322 (330)	14	\$7,000			\$5,000
	22140	GLOUCESTER	NHP-0055 (304)	15	\$4,000	\$7,000		\$3,977
2022Q4	22139	GLOUCESTER	NHP-0040 (318)	12	\$3,000	\$4,800	\$3,500	\$3,500

-----  
FIELD OFFICE TYPE E MAINTENANCE / MO

155033M	2022Q2	22111	BURLINGTON	NHP-0068 (301)	18	\$6,500		\$3,810
		22125	BURLINGTON	NHP-D00S (589)	23	\$2,000	\$3,500	\$7,500
		22103	BURLINGTON	NHP-0206 (333)	24	\$3,500	\$4,895	\$3,500
		22124	CUMBERLAND	NHP-0555 (303)	26	\$1,000	\$3,700	\$960
	2022Q4	22151	ATLANTIC	NHPP-0030 (368)	9	\$8,000		\$4,500
		22156	BURLINGTON	NHP-0009 (332)	11	\$7,000		\$5,000

New Jersey Department of Transportation  
Jan 2022 - Dec 2022

12:15 Tuesday, January 3, 2023 426

HISTORICAL BID PRICE LISTING  
BY REGION

REGION: S

PAY ITEM	CALENDAR QUARTER	CONTRACT NUMBER	COUNTY LOCATION	PROJECT DESCRIPTION	BID QUANTITY	AWARD PRICE	SECOND BIDDER	THIRD BIDDER	ESTIMATE
NUCLEAR DENSITY GAUGE / U									
156015M	2022Q2	22114	CAMDEN	NHP-0076 (207)	1	\$1,000	\$1,500	\$10,000	\$9,000
	2022Q4	22139	GLOUCESTER	NHP-0040 (318)	1	\$100	\$10,000	\$6,500	\$3,590

-----  
CONCRETE COMPRESSION TESTING EQUIPMENT / U

156021M	2022Q2	22103	BURLINGTON	NHP-0206 (333)	1	\$0	\$5,000	\$1	\$8,000
---------	--------	-------	------------	----------------	---	-----	---------	-----	---------

New Jersey Department of Transportation  
Jan 2022 - Dec 2022

12:15 Tuesday, January 3, 2023 427

HISTORICAL BID PRICE LISTING  
BY REGION

REGION: S

PAY ITEM	CALENDAR QUARTER	CONTRACT NUMBER	COUNTY LOCATION	PROJECT DESCRIPTION	BID QUANTITY	AWARD PRICE	SECOND BIDDER	THIRD BIDDER	ESTIMATE
CONSTRUCTION LAYOUT / DOLL									
157004M	2022Q1	22406	BURLINGTON	STATE	1	\$44,313	\$8,500	\$20,000	\$25,000
		22407	CUMBERLAND	STATE	1	\$100.00			\$25,000
		22408	ATLANTIC	STATE	1	\$5,000	\$951		\$25,000

	22457	SALEM	N/A	1	\$1,000	\$250,000	\$100	\$75,000
2022Q2	22103	BURLINGTON	NHP-0206 (333)	1	\$95,000	\$35,000	\$30,000	\$175,000
	22109	CUMBERLAND	NHP-D00S (580)	1	\$35,000			\$65,000
	22111	BURLINGTON	NHP-0068 (301)	1	\$35,000			\$65,000
	22114	CAMDEN	NHP-0076 (207)	1	\$5,000	\$10,000	\$30,000	\$75,000
	22124	CUMBERLAND	NHP-0555 (303)	1	\$20,000	\$175,000	\$30,000	\$175,000
	22125	BURLINGTON	NHP-D00S (589)	1	\$25,000	\$50,000	\$12,800	\$65,000
	22130	CAPE MAY	NHP-0083 (300)	1	\$38,000			\$65,000
	22132	CAMDEN	HSIP-D00S (574)	1	\$25,000	\$25,000	\$17,250	\$65,000
	22136	CAMDEN	NHP-0042 (306)	1	\$1,000	\$7,500		\$100,000
2022Q3	22138	GLOUCESTER	NHP-0322 (330)	1	\$38,000			\$40,000
	22140	GLOUCESTER	NHP-0055 (304)	1	\$100,000	\$60,000		\$75,000
2022Q4	22139	GLOUCESTER	NHP-0040 (318)	1	\$1,000	\$10,000	\$25,000	\$75,000
	22151	ATLANTIC	NHPP-0030 (368)	1	\$38,000			\$65,000
	22156	BURLINGTON	NHP-0009 (332)	1	\$38,000			\$65,000

-----  
MONUMENT / U

157006M	2022Q4	22139	GLOUCESTER	NHP-0040 (318)	4	\$1,000	\$850	\$300	\$500.00
---------	--------	-------	------------	----------------	---	---------	-------	-------	----------

New Jersey Department of Transportation  
Jan 2022 - Dec 2022

12:15 Tuesday, January 3, 2023 428

HISTORICAL BID PRICE LISTING  
BY REGION

REGION: S

PAY ITEM	CALENDAR QUARTER	CONTRACT NUMBER	COUNTY LOCATION	PROJECT DESCRIPTION	BID QUANTITY	AWARD PRICE	SECOND BIDDER	THIRD BIDDER	ESTIMATE
CAUTION FENCE / LF									
158003M	2022Q2	22114	CAMDEN	NHP-0076 (207)	200	\$7.00	\$3.00	\$10.00	\$9.00

-----  
SILT FENCE / LF

158006M	2022Q1	22407	CUMBERLAND	STATE	500	\$0.01			\$1.00
		22408	ATLANTIC	STATE	500	\$0.01	\$0.01		\$1.00
	2022Q2	22136	CAMDEN	NHP-0042 (306)	100	\$10.00	\$9.00		\$4.00
		22132	CAMDEN	HSIP-D00S (574)	479	\$7.00	\$7.00	\$11.50	\$5.00
	2022Q3	22140	GLOUCESTER	NHP-0055 (304)	500	\$1.00	\$49.35		\$2.50
		22138	GLOUCESTER	NHP-0322 (330)	1,100	\$35.33			\$4.00
	2022Q4	22151	ATLANTIC	NHPP-0030 (368)	1,500	\$40.07			\$3.00
		22139	GLOUCESTER	NHP-0040 (318)	2,698	\$0.25	\$3.85	\$0.01	\$3.00

-----  
HEAVY DUTY SILT FENCE, ORANGE / LF

158009M	2022Q2	22132	CAMDEN	HSIP-D00S (574)	62	\$7.00	\$7.00	\$11.50	\$10.00
		22114	CAMDEN	NHP-0076 (207)	345	\$15.00	\$8.00	\$10.00	\$9.00

	22109	CUMBERLAND	NHP-D00S(580)	500	\$31.64			\$8.00
	22103	BURLINGTON	NHP-0206(333)	581	\$7.00	\$5.75	\$6.00	\$6.00
	22130	CAPE MAY	NHP-0083(300)	2,233	\$30.87			\$5.00
	22125	BURLINGTON	NHP-D00S(589)	16,498	\$6.00	\$7.00	\$12.00	\$5.00
2022Q4	22156	BURLINGTON	NHP-0009(332)	1,040	\$50.46			\$11.00

HEAVY DUTY SILT FENCE, BLACK / LF

158012M	2022Q2	22114	CAMDEN	NHP-0076(207)	200	\$15.00	\$8.00	\$10.00	\$9.00
		22109	CUMBERLAND	NHP-D00S(580)	500	\$31.64			\$8.00
		22124	CUMBERLAND	NHP-0555(303)	500	\$13.00	\$11.00	\$20.75	\$8.00
		22111	BURLINGTON	NHP-0068(301)	984	\$37.61			\$9.00
		22103	BURLINGTON	NHP-0206(333)	5,030	\$7.00	\$5.75	\$6.00	\$8.00

HAYBALE / U

158015M	2022Q2	22103	BURLINGTON	NHP-0206(333)	25	\$0.01	\$150.00	\$20.00	\$40.00
---------	--------	-------	------------	---------------	----	--------	----------	---------	---------

New Jersey Department of Transportation  
Jan 2022 - Dec 2022

12:15 Tuesday, January 3, 2023 429

HISTORICAL BID PRICE LISTING  
BY REGION

REGION: S

PAY ITEM	CALENDAR QUARTER	CONTRACT NUMBER	COUNTY LOCATION	PROJECT DESCRIPTION	BID QUANTITY	AWARD PRICE	SECOND BIDDER	THIRD BIDDER	ESTIMATE
HAYBALE / U		22114	CAMDEN	NHP-0076(207)	25	\$1.00	\$20.00	\$10.00	\$48.00
158015M	(cont)	22132	CAMDEN	HSIP-D00S(574)	125	\$0.01	\$0.01	\$17.25	\$22.00
	2022Q4	22139	GLOUCESTER	NHP-0040(318)	25	\$50.00	\$42.00	\$20.00	\$35.00
		22156	BURLINGTON	NHP-0009(332)	25	\$210.00			\$40.00

TEMPORARY STONE CHECK DAM / CY

158021M	2022Q2	22103	BURLINGTON	NHP-0206(333)	44	\$0.01	\$160.00	\$75.00	\$150.00
---------	--------	-------	------------	---------------	----	--------	----------	---------	----------

INLET FILTER TYPE 2, 2' X 4' / U

158030M	2022Q1	22408	ATLANTIC	STATE	30	\$10.00	\$85.00		\$40.00
		22407	CUMBERLAND	STATE	110	\$10.00			\$40.00
		22406	BURLINGTON	STATE	259	\$50.00	\$75.00	\$120.00	\$40.00
	2022Q2	22124	CUMBERLAND	NHP-0555(303)	3	\$75.00	\$450.00	\$243.00	\$230.00
		22111	BURLINGTON	NHP-0068(301)	4	\$561.00			\$185.00
		22109	CUMBERLAND	NHP-D00S(580)	16	\$420.00			\$60.00
		22125	BURLINGTON	NHP-D00S(589)	25	\$1.00	\$200.00	\$445.00	\$120.00
		22132	CAMDEN	HSIP-D00S(574)	32	\$120.00	\$120.00	\$345.00	\$100.00
		22103	BURLINGTON	NHP-0206(333)	89	\$150.00	\$245.00	\$40.00	\$100.00
		22136	CAMDEN	NHP-0042(306)	126	\$125.00	\$230.00		\$65.00

2022Q3	22138	GLOUCESTER	NHP-0322 (330)	10	\$390.00			\$155.00
	22140	GLOUCESTER	NHP-0055 (304)	15	\$125.00	\$420.00		\$175.00
2022Q4	22151	ATLANTIC	NHPP-0030 (368)	14	\$460.43			\$83.00

-----  
INLET FILTER TYPE 2, 4' X 4' / U

158033M	2022Q1	22408	ATLANTIC	STATE	10	\$12.00	\$100.00		\$60.00
		22406	BURLINGTON	STATE	21	\$100.00	\$75.00	\$120.00	\$60.00
		22407	CUMBERLAND	STATE	30	\$12.00			\$60.00
	2022Q2	22111	BURLINGTON	NHP-0068 (301)	10	\$649.92			\$175.00

New Jersey Department of Transportation  
Jan 2022 - Dec 2022

12:15 Tuesday, January 3, 2023 430

HISTORICAL BID PRICE LISTING  
BY REGION

REGION: S

PAY ITEM	CALENDAR QUARTER	CONTRACT NUMBER	COUNTY LOCATION	PROJECT DESCRIPTION	BID QUANTITY	AWARD PRICE	SECOND BIDDER	THIRD BIDDER	ESTIMATE
-----	-----	-----	-----	-----	-----	-----	-----	-----	-----
INLET FILTER TYPE 2, 4' X 4' / U									
158033M	(cont)	22125	BURLINGTON	NHP-D00S (589)	10	\$1.00	\$250.00	\$555.00	\$123.00
		22136	CAMDEN	NHP-0042 (306)	11	\$175.00	\$265.00		\$140.00
		22109	CUMBERLAND	NHP-D00S (580)	16	\$462.00			\$120.00
		22103	BURLINGTON	NHP-0206 (333)	49	\$175.00	\$245.00	\$80.00	\$100.00
	2022Q3	22140	GLOUCESTER	NHP-0055 (304)	50	\$175.00	\$510.00		\$200.00
	2022Q4	22139	GLOUCESTER	NHP-0040 (318)	10	\$150.00	\$146.00	\$150.00	\$160.00

-----  
SEDIMENT CONTROL BAG / SF

158054M	2022Q2	22114	CAMDEN	NHP-0076 (207)	750	\$1.00	\$1.00	\$2.00	\$11.00
		22103	BURLINGTON	NHP-0206 (333)	3,000	\$3.00	\$0.75	\$0.25	\$10.00

-----  
CONSTRUCTION DRIVEWAY / T

158060M	2022Q4	22139	GLOUCESTER	NHP-0040 (318)	134	\$1.00	\$51.00	\$30.00	\$67.00
---------	--------	-------	------------	----------------	-----	--------	---------	---------	---------

-----  
CONCRETE WASHOUT SYSTEM / LS

158063P	2022Q1	22406	BURLINGTON	STATE	1	\$3,500	\$250	\$1,500	\$5,000
		22407	CUMBERLAND	STATE	1	\$50,000			\$5,000
		22408	ATLANTIC	STATE	1	\$45,000	\$250		\$5,000
	2022Q2	22103	BURLINGTON	NHP-0206 (333)	1	\$15,000	\$1,800	\$25,000	\$5,750
		22114	CAMDEN	NHP-0076 (207)	1	\$1,000	\$5,000	\$3,000	\$10,000
		22124	CUMBERLAND	NHP-0555 (303)	1	\$6,000	\$3,000	\$8,980	\$7,500
		22125	BURLINGTON	NHP-D00S (589)	1	\$5,000	\$10,000	\$11,300	\$5,000

	22132	CAMDEN	HSIP-D00S (574)	1	\$5,000	\$5,000	\$28,750	\$7,500
	22136	CAMDEN	NHP-0042 (306)	1	\$10,000	\$1,000		\$5,000
	2022Q3 22140	GLOUCESTER	NHP-0055 (304)	1	\$500	\$5,000		\$9,500
	2022Q4 22139	GLOUCESTER	NHP-0040 (318)	1	\$5,000	\$2,500	\$2,500	\$10,000

-----  
OIL ONLY EMERGENCY SPILL KIT, TYPE 1 / U

158072M	2022Q1 22423	CAMDEN	N/A	1	\$1.00	\$150.00	\$1.00	\$500.00
---------	--------------	--------	-----	---	--------	----------	--------	----------

New Jersey Department of Transportation  
Jan 2022 - Dec 2022

12:15 Tuesday, January 3, 2023 431

HISTORICAL BID PRICE LISTING  
BY REGION

REGION: S

PAY ITEM	CALENDAR QUARTER	CONTRACT NUMBER	COUNTY LOCATION	PROJECT DESCRIPTION	BID QUANTITY	AWARD PRICE	SECOND BIDDER	THIRD BIDDER	ESTIMATE
-----	-----	-----	-----	-----	-----	-----	-----	-----	-----
		22406	BURLINGTON	STATE	2	\$500	\$250	\$1,000	\$1,500
OIL ONLY EMERGENCY SPILL KIT, TYPE 1 / U									
158072M	(cont)	22407	CUMBERLAND	STATE	2	\$200.00			\$1,500
		22407	CUMBERLAND	STATE	2	\$100.00			\$1,500
		22408	ATLANTIC	STATE	2	\$200.00	\$10.00		\$1,500
		22408	ATLANTIC	STATE	2	\$100.00	\$0.01		\$1,500
		22457	SALEM	N/A	2	\$1,000	\$3,000	\$1,500	\$2,250
	2022Q2	22103	BURLINGTON	NHP-0206 (333)	2	\$1,500	\$1,060	\$100	\$625.00
		22109	CUMBERLAND	NHP-D00S (580)	2	\$2,000			\$465.00
		22111	BURLINGTON	NHP-0068 (301)	2	\$1,500			\$553.00
		22114	CAMDEN	NHP-0076 (207)	2	\$500.00	\$100.00	\$100.00	\$860.00
		22124	CUMBERLAND	NHP-0555 (303)	2	\$100	\$1,250	\$1,590	\$750.00
		22125	BURLINGTON	NHP-D00S (589)	2	\$100	\$500	\$1,150	\$500.00
		22130	CAPE MAY	NHP-0083 (300)	2	\$2,000			\$600.00
		22136	CAMDEN	NHP-0042 (306)	2	\$250	\$1,000		\$600.00
		22132	CAMDEN	HSIP-D00S (574)	6	\$0	\$0	\$1,328	\$600.00
	2022Q3	22138	GLOUCESTER	NHP-0322 (330)	1	\$2,000			\$650.00
		22140	GLOUCESTER	NHP-0055 (304)	2	\$250	\$2,500		\$250.00
	2022Q4	22139	GLOUCESTER	NHP-0040 (318)	2	\$200	\$1,130	\$0	\$670.00
		22156	BURLINGTON	NHP-0009 (332)	2	\$2,000			\$850.00
		22151	ATLANTIC	NHPP-0030 (368)	4	\$2,500			\$560.00

-----  
EROSION CONTROL SEDIMENT REMOVAL / CY

158084M	2022Q2	22114	CAMDEN	NHP-0076 (207)	5	\$1.00	\$150.00	\$50.00	\$55.00
		22103	BURLINGTON	NHP-0206 (333)	10	\$0.01	\$50.00	\$100.00	\$30.00
		22111	BURLINGTON	NHP-0068 (301)	10	\$676.50			\$6.00
		22132	CAMDEN	HSIP-D00S (574)	27	\$0.01	\$0.01	\$11.50	\$70.00
		22125	BURLINGTON	NHP-D00S (589)	145	\$1.00	\$28.00	\$225.00	\$2.00
	2022Q4	22139	GLOUCESTER	NHP-0040 (318)	20	\$1.00	\$32.00	\$0.01	\$50.00

22151 ATLANTIC NHPP-0030 (368) 20 \$300.00 \$12.00

-----  
 BASIN SAND LAYER / CY

158095M 2022Q2 22103 BURLINGTON NHP-0206 (333) 53 \$100.00 \$139.00 \$75.00 \$65.00

New Jersey Department of Transportation 12:15 Tuesday, January 3, 2023 432  
 Jan 2022 - Dec 2022

HISTORICAL BID PRICE LISTING  
 BY REGION

REGION: S

PAY ITEM	CALENDAR QUARTER	CONTRACT NUMBER	COUNTY LOCATION	PROJECT DESCRIPTION	BID QUANTITY	AWARD PRICE	SECOND BIDDER	THIRD BIDDER	ESTIMATE
-----	-----	-----	-----	-----	-----	-----	-----	-----	-----
BREAKAWAY BARRICADE / U									
159003M	2022Q1	22407	CUMBERLAND	STATE	100	\$0.01			\$15.00
		22408	ATLANTIC	STATE	100	\$0.01	\$0.01		\$15.00
		22406	BURLINGTON	STATE	250	\$1.00	\$0.01	\$0.01	\$15.00
		22407	CUMBERLAND	STATE	250	\$0.01			\$15.00
		22408	ATLANTIC	STATE	250	\$0.01	\$0.01		\$15.00
	2022Q2	22114	CAMDEN	NHP-0076 (207)	10	\$1.00	\$1.00	\$25.00	\$150.00
		22130	CAPE MAY	NHP-0083 (300)	15	\$1.00			\$30.00
		22109	CUMBERLAND	NHP-D00S (580)	20	\$1.00			\$85.00
		22124	CUMBERLAND	NHP-0555 (303)	40	\$1.00	\$1.00	\$139.00	\$50.00
		22111	BURLINGTON	NHP-0068 (301)	50	\$1.00			\$35.00
		22136	CAMDEN	NHP-0042 (306)	50	\$0.01	\$0.01		\$50.00
		22125	BURLINGTON	NHP-D00S (589)	58	\$1.00	\$50.00	\$230.00	\$40.00
		22132	CAMDEN	HSIP-D00S (574)	61	\$0.01	\$0.01	\$172.50	\$30.00
		22103	BURLINGTON	NHP-0206 (333)	65	\$90.00	\$0.01	\$0.01	\$65.00
	2022Q3	22140	GLOUCESTER	NHP-0055 (304)	50	\$0.01	\$100.00		\$55.00
		22138	GLOUCESTER	NHP-0322 (330)	65	\$1.00			\$40.00
	2022Q4	22139	GLOUCESTER	NHP-0040 (318)	55	\$0.01	\$0.01	\$0.01	\$40.00
		22151	ATLANTIC	NHPP-0030 (368)	100	\$1.00			\$20.00
		22156	BURLINGTON	NHP-0009 (332)	100	\$1.00			\$65.00

-----  
 DRUM / U

159006M	2022Q1	22407	CUMBERLAND	STATE	50	\$0.01			\$10.00
		22408	ATLANTIC	STATE	50	\$0.01	\$0.01		\$10.00
		22406	BURLINGTON	STATE	100	\$1.00	\$0.01	\$0.01	\$10.00
		22407	CUMBERLAND	STATE	100	\$0.01			\$10.00
		22408	ATLANTIC	STATE	100	\$0.01	\$0.01		\$10.00
	2022Q2	22125	BURLINGTON	NHP-D00S (589)	28	\$80.00	\$100.00	\$80.00	\$25.00
		22114	CAMDEN	NHP-0076 (207)	31	\$25.00	\$1.00	\$25.00	\$50.00
		22103	BURLINGTON	NHP-0206 (333)	65	\$80.00	\$0.01	\$0.01	\$49.00
		22111	BURLINGTON	NHP-0068 (301)	200	\$1.00			\$50.00
		22124	CUMBERLAND	NHP-0555 (303)	200	\$1.00	\$1.00	\$76.50	\$20.00
		22136	CAMDEN	NHP-0042 (306)	300	\$0.01	\$0.01		\$32.00

HISTORICAL BID PRICE LISTING  
BY REGION

REGION: S

PAY ITEM	CALENDAR QUARTER	CONTRACT NUMBER	COUNTY LOCATION	PROJECT DESCRIPTION	BID QUANTITY	AWARD PRICE	SECOND BIDDER	THIRD BIDDER	ESTIMATE
DRUM / U									
159006M	(cont)	22132	CAMDEN	HSIP-D00S (574)	345	\$1.00	\$1.00	\$69.00	\$40.00
		22109	CUMBERLAND	NHP-D00S (580)	350	\$1.00			\$20.00
		22130	CAPE MAY	NHP-0083 (300)	350	\$1.00			\$40.00
	2022Q3	22140	GLOUCESTER	NHP-0055 (304)	150	\$0.01	\$100.00		\$40.00
		22138	GLOUCESTER	NHP-0322 (330)	200	\$1.00			\$20.00
	2022Q4	22156	BURLINGTON	NHP-0009 (332)	100	\$1.00			\$50.00
		22139	GLOUCESTER	NHP-0040 (318)	209	\$0.01	\$0.01	\$0.01	\$50.00
		22151	ATLANTIC	NHPP-0030 (368)	600	\$75.00			\$1.00

TRAFFIC CONE / U

159009M	2022Q1	22407	CUMBERLAND	STATE	250	\$0.01			\$10.00
		22408	ATLANTIC	STATE	250	\$0.01	\$0.01		\$10.00
		22406	BURLINGTON	STATE	1,000	\$1.00	\$0.01	\$0.01	\$10.00
		22407	CUMBERLAND	STATE	1,000	\$0.01			\$10.00
		22408	ATLANTIC	STATE	1,000	\$0.01	\$0.01		\$10.00
	2022Q2	22125	BURLINGTON	NHP-D00S (589)	28	\$80.00	\$25.00	\$27.00	\$20.00
		22114	CAMDEN	NHP-0076 (207)	31	\$15.00	\$1.00	\$5.00	\$25.00
		22132	CAMDEN	HSIP-D00S (574)	90	\$0.01	\$0.01	\$16.10	\$12.00
		22136	CAMDEN	NHP-0042 (306)	300	\$0.01	\$0.01		\$15.00
		22109	CUMBERLAND	NHP-D00S (580)	350	\$25.00			\$15.00
		22130	CAPE MAY	NHP-0083 (300)	350	\$25.00			\$12.00
		22111	BURLINGTON	NHP-0068 (301)	400	\$25.00			\$15.00
		22124	CUMBERLAND	NHP-0555 (303)	500	\$1.00	\$1.00	\$27.00	\$10.00
	2022Q3	22138	GLOUCESTER	NHP-0322 (330)	500	\$25.00			\$10.00
		22140	GLOUCESTER	NHP-0055 (304)	500	\$0.01	\$30.00		\$13.00
	2022Q4	22139	GLOUCESTER	NHP-0040 (318)	60	\$0.01	\$0.01	\$0.01	\$20.00
		22156	BURLINGTON	NHP-0009 (332)	1,000	\$25.00			\$11.00
		22151	ATLANTIC	NHPP-0030 (368)	1,500	\$25.00			\$10.00

CONSTRUCTION SIGNS / SF

159012M	2022Q1	22407	CUMBERLAND	STATE	2,000	\$0.01			\$10.00
---------	--------	-------	------------	-------	-------	--------	--	--	---------

HISTORICAL BID PRICE LISTING  
BY REGION

REGION: S

PAY ITEM	CALENDAR QUARTER	CONTRACT NUMBER	COUNTY LOCATION	PROJECT DESCRIPTION	BID QUANTITY	AWARD PRICE	SECOND BIDDER	THIRD BIDDER	ESTIMATE
CONSTRUCTION SIGNS / SF									
159012M	(cont)	22408	ATLANTIC	STATE	2,000	\$0.01	\$0.01		\$10.00
		22406	BURLINGTON	STATE	5,000	\$12.00	\$0.01	\$0.01	\$10.00
		22407	CUMBERLAND	STATE	5,000	\$0.01			\$10.00
		22408	ATLANTIC	STATE	5,000	\$0.01	\$0.01		\$10.00
	2022Q2	22109	CUMBERLAND	NHP-D00S (580)	401	\$21.60			\$20.00
		22130	CAPE MAY	NHP-0083 (300)	595	\$22.50			\$20.00
		22114	CAMDEN	NHP-0076 (207)	1,062	\$8.00	\$17.00	\$50.00	\$15.00
		22124	CUMBERLAND	NHP-0555 (303)	1,100	\$17.00	\$15.00	\$11.25	\$10.00
		22103	BURLINGTON	NHP-0206 (333)	1,199	\$13.00	\$12.00	\$20.00	\$20.00
		22132	CAMDEN	HSIP-D00S (574)	2,101	\$15.00	\$15.00	\$18.98	\$20.00
		22111	BURLINGTON	NHP-0068 (301)	2,427	\$21.60			\$9.00
		22136	CAMDEN	NHP-0042 (306)	2,800	\$0.01	\$20.00		\$10.00
		22125	BURLINGTON	NHP-D00S (589)	2,963	\$10.00	\$38.00	\$23.00	\$10.00
	2022Q3	22138	GLOUCESTER	NHP-0322 (330)	528	\$21.60			\$20.00
		22140	GLOUCESTER	NHP-0055 (304)	1,675	\$0.01	\$21.45		\$15.00
	2022Q4	22156	BURLINGTON	NHP-0009 (332)	839	\$30.60			\$20.00
		22139	GLOUCESTER	NHP-0040 (318)	1,789	\$0.01	\$15.00	\$17.00	\$20.00
		22151	ATLANTIC	NHPP-0030 (368)	2,240	\$26.50			\$3.00

CONSTRUCTION IDENTIFICATION SIGN, 4' X 8 / U

159015M	2022Q2	22109	CUMBERLAND	NHP-D00S (580)	2	\$1,500			\$1,200
		22111	BURLINGTON	NHP-0068 (301)	2	\$2,000			\$1,252
		22130	CAPE MAY	NHP-0083 (300)	2	\$1,500			\$1,200
		22124	CUMBERLAND	NHP-0555 (303)	4	\$750	\$1,250	\$1,180	\$1,100
		22125	BURLINGTON	NHP-D00S (589)	10	\$100	\$3,000	\$1,050	\$700.00
		22132	CAMDEN	HSIP-D00S (574)	10	\$1,000	\$1,000	\$920	\$680.00
	2022Q3	22140	GLOUCESTER	NHP-0055 (304)	1	\$100	\$2,500		\$1,500
		22138	GLOUCESTER	NHP-0322 (330)	2	\$1,500			\$1,100
	2022Q4	22139	GLOUCESTER	NHP-0040 (318)	2	\$100	\$950	\$1,050	\$1,160
		22156	BURLINGTON	NHP-0009 (332)	2	\$1,500			\$1,580
		22151	ATLANTIC	NHPP-0030 (368)	4	\$2,056			\$680.00

New Jersey Department of Transportation  
Jan 2022 - Dec 2022

12:15 Tuesday, January 3, 2023 435

HISTORICAL BID PRICE LISTING  
BY REGION

REGION: S

PAY ITEM	CALENDAR QUARTER	CONTRACT NUMBER	COUNTY LOCATION	PROJECT DESCRIPTION	BID QUANTITY	AWARD PRICE	SECOND BIDDER	THIRD BIDDER	ESTIMATE
CONSTRUCTION IDENTIFICATION SIGN, 6' X 1 / U									



159018M	2022Q1	22457	SALEM	N/A	2	\$500	\$3,500	\$3,000	\$2,500
	2022Q2	22136	CAMDEN	NHP-0042(306)	2	\$1,000	\$2,000		\$1,500

-----  
CONSTRUCTION BARRIER CURB / LF

159021P	2022Q2	22114	CAMDEN	NHP-0076(207)	420	\$30.00	\$200.00	\$115.00	\$125.00
		22103	BURLINGTON	NHP-0206(333)	1,520	\$65.00	\$120.00	\$0.01	\$50.00
		22124	CUMBERLAND	NHP-0555(303)	1,700	\$150.00	\$50.00	\$41.25	\$75.00
		22125	BURLINGTON	NHP-D00S(589)	3,740	\$1.00	\$225.00	\$175.00	\$64.00
	2022Q4	22139	GLOUCESTER	NHP-0040(318)	425	\$100.00	\$85.00	\$200.00	\$60.00

-----  
FLASHING ARROW BOARD, 2' X 4' / U

159024M	2022Q2	22114	CAMDEN	NHP-0076(207)	2	\$3,500	\$100	\$4,000	\$6,000
		22103	BURLINGTON	NHP-0206(333)	4	\$0	\$2,000	\$100	\$2,000
	2022Q4	22151	ATLANTIC	NHPP-0030(368)	4	\$2,000			\$260.00

-----  
FLASHING ARROW BOARD, 4' X 8' / U

159027M	2022Q1	22406	BURLINGTON	STATE	8	\$50.00	\$0.01	\$100.00	\$1,000
		22407	CUMBERLAND	STATE	8	\$1.00			\$1,000
		22408	ATLANTIC	STATE	8	\$0.01	\$0.01		\$1,000
	2022Q2	22111	BURLINGTON	NHP-0068(301)	2	\$1,200			\$1,500
		22109	CUMBERLAND	NHP-D00S(580)	4	\$1,200			\$1,500
		22124	CUMBERLAND	NHP-0555(303)	4	\$100	\$75	\$2,940	\$850.00
		22130	CAPE MAY	NHP-0083(300)	4	\$2,500			\$1,500
		22136	CAMDEN	NHP-0042(306)	4	\$100	\$3,800		\$675.00
		22125	BURLINGTON	NHP-D00S(589)	6	\$1,500	\$4,500	\$2,500	\$650.00
	2022Q3	22138	GLOUCESTER	NHP-0322(330)	4	\$2,000			\$1,500
		22140	GLOUCESTER	NHP-0055(304)	4	\$10	\$3,000		\$1,200

New Jersey Department of Transportation  
Jan 2022 - Dec 2022

12:15 Tuesday, January 3, 2023 436

HISTORICAL BID PRICE LISTING  
BY REGION

REGION: S

PAY ITEM	CALENDAR QUARTER	CONTRACT NUMBER	COUNTY LOCATION	PROJECT DESCRIPTION	BID QUANTITY	AWARD PRICE	SECOND BIDDER	THIRD BIDDER	ESTIMATE
-----									
FLASHING ARROW BOARD, 4' X 8' / U									
159027M	2022Q4	22139	GLOUCESTER	NHP-0040(318)	2	\$10	\$3,390	\$0	\$1,000
		22156	BURLINGTON	NHP-0009(332)	2	\$2,500			\$1,700

-----  
PORTABLE VARIABLE MESSAGE SIGN / U

159030M	2022Q1	22406	BURLINGTON	STATE	8	\$1	\$0	\$5,500	\$5,000
		22407	CUMBERLAND	STATE	8	\$100.00			\$5,000
		22408	ATLANTIC	STATE	8	\$0.01	\$0.01		\$5,000
2022Q2	22111	BURLINGTON	NHP-0068 (301)	2	\$18,000				\$1,547
	22109	CUMBERLAND	NHP-D00S (580)	4	\$18,000				\$6,000
	22124	CUMBERLAND	NHP-0555 (303)	4	\$5,000	\$250	\$10,600		\$5,000
	22130	CAPE MAY	NHP-0083 (300)	4	\$18,000				\$4,000
	22125	BURLINGTON	NHP-D00S (589)	8	\$3,000	\$8,500	\$8,050		\$2,500
	22132	CAMDEN	HSIP-D00S (574)	8	\$7,000	\$7,000	\$20,700		\$4,000
	22136	CAMDEN	NHP-0042 (306)	8	\$100	\$10,000			\$2,400
2022Q3	22138	GLOUCESTER	NHP-0322 (330)	4	\$18,000				\$4,000
	22140	GLOUCESTER	NHP-0055 (304)	4	\$2,000	\$20,000			\$5,500
2022Q4	22156	BURLINGTON	NHP-0009 (332)	2	\$18,000				\$7,000
	22139	GLOUCESTER	NHP-0040 (318)	4	\$5,000	\$5,000	\$0		\$7,500
	22151	ATLANTIC	NHPP-0030 (368)	4	\$18,000				\$1,450

-----  
TEMPORARY CRASH CUSHION, INERTIAL BARRIE / U

159051M	2022Q2	22103	BURLINGTON	NHP-0206 (333)	3	\$5,000	\$16,000	\$3,000	\$6,000
		22125	BURLINGTON	NHP-D00S (589)	6	\$3,400	\$9,500	\$2,650	\$1,000

-----  
TEMPORARY CRASH CUSHION, INERTIAL BARRIE / U

159054M	2022Q2	22103	BURLINGTON	NHP-0206 (333)	3	\$4,175	\$10,000	\$3,000	\$8,750
---------	--------	-------	------------	----------------	---	---------	----------	---------	---------

-----  
TEMPORARY CRASH CUSHION, INERTIAL BARRIE / U

159057M	2022Q2	22125	BURLINGTON	NHP-D00S (589)	5	\$4,000	\$11,000	\$2,650	\$1,100
---------	--------	-------	------------	----------------	---	---------	----------	---------	---------

New Jersey Department of Transportation  
Jan 2022 - Dec 2022

12:15 Tuesday, January 3, 2023 437

HISTORICAL BID PRICE LISTING  
BY REGION

REGION: S

PAY ITEM	CALENDAR QUARTER	CONTRACT NUMBER	COUNTY LOCATION	PROJECT DESCRIPTION	BID QUANTITY	AWARD PRICE	SECOND BIDDER	THIRD BIDDER	ESTIMATE
-----	-----	-----	-----	-----	-----	-----	-----	-----	-----
TRAFFIC CONTROL TRUCK WITH MOUNTED CRASH / U									
159108M	2022Q1	22406	BURLINGTON	STATE	8	\$500.00	\$0.01	\$0.01	\$15,000
		22407	CUMBERLAND	STATE	8	\$10.00			\$15,000
		22408	ATLANTIC	STATE	8	\$0.01	\$0.01		\$15,000
2022Q2	22114	CAMDEN	NHP-0076 (207)	1	\$15,000	\$35,000	\$15,000		\$15,000
	22109	CUMBERLAND	NHP-D00S (580)	2	\$7,500				\$10,000
	22111	BURLINGTON	NHP-0068 (301)	2	\$7,500				\$10,000
	22130	CAPE MAY	NHP-0083 (300)	2	\$7,500				\$7,500
	22103	BURLINGTON	NHP-0206 (333)	4	\$10,000	\$6,000	\$250		\$10,000
	22124	CUMBERLAND	NHP-0555 (303)	4	\$500	\$400	\$11,780		\$5,000
	22125	BURLINGTON	NHP-D00S (589)	4	\$25,000	\$20,000	\$18,100		\$5,000

	22136	CAMDEN	NHP-0042 (306)	4	\$500	\$15,000		\$7,500
	22132	CAMDEN	HSIP-D00S (574)	7	\$0.01	\$0.01	\$0.01	\$7,500
2022Q3	22138	GLOUCESTER	NHP-0322 (330)	2	\$7,500			\$5,000
	22140	GLOUCESTER	NHP-0055 (304)	4	\$250	\$15,000		\$10,000
2022Q4	22139	GLOUCESTER	NHP-0040 (318)	2	\$500	\$5,000	\$0	\$7,500
	22156	BURLINGTON	NHP-0009 (332)	2	\$10,000			\$10,000
	22151	ATLANTIC	NHPP-0030 (368)	4	\$7,500			\$830.00

-----  
REMOVABLE BLACK LINE MASKING TAPE, 6" / LF

159114M	2022Q2	22125	BURLINGTON	NHP-D00S (589)	17,000	\$2.50	\$3.00	\$3.50	\$2.00
---------	--------	-------	------------	----------------	--------	--------	--------	--------	--------

-----  
TEMPORARY PAVEMENT MARKING TAPE, 4" / LF

159120M	2022Q2	22125	BURLINGTON	NHP-D00S (589)	17,000	\$2.25	\$3.00	\$1.00	\$2.00
		22103	BURLINGTON	NHP-0206 (333)	29,300	\$0.66	\$1.65	\$0.10	\$2.00

-----  
TEMPORARY TRAFFIC STRIPES, 4" / LF

159126M	2022Q2	22132	CAMDEN	HSIP-D00S (574)	2,235	\$1.60	\$1.60	\$0.98	\$1.00
		22136	CAMDEN	NHP-0042 (306)	533,000	\$0.01	\$0.40		\$1.00
	2022Q3	22138	GLOUCESTER	NHP-0322 (330)	247,000	\$0.30			\$1.00

New Jersey Department of Transportation  
Jan 2022 - Dec 2022

12:15 Tuesday, January 3, 2023 438

HISTORICAL BID PRICE LISTING  
BY REGION

REGION: S

PAY ITEM	CALENDAR QUARTER	CONTRACT NUMBER	COUNTY LOCATION	PROJECT DESCRIPTION	BID QUANTITY	AWARD PRICE	SECOND BIDDER	THIRD BIDDER	ESTIMATE
TEMPORARY TRAFFIC STRIPES, 4" / LF									

159126M	2022Q4	22139	GLOUCESTER	NHP-0040 (318)	17,900	\$0.55	\$0.55	\$0.65	\$0.70
---------	--------	-------	------------	----------------	--------	--------	--------	--------	--------

-----  
TEMPORARY PAVEMENT MARKINGS / SF

159132M	2022Q2	22132	CAMDEN	HSIP-D00S (574)	850	\$3.20	\$3.20	\$3.45	\$5.00
		22136	CAMDEN	NHP-0042 (306)	11,883	\$0.01	\$2.15		\$3.00

-----  
HMA PATCH / T

159138M	2022Q1	22406	BURLINGTON	STATE	100	\$1.00	\$0.01	\$160.00	\$150.00
		22407	CUMBERLAND	STATE	100	\$1.00			\$150.00
		22408	ATLANTIC	STATE	100	\$0.01	\$0.01		\$150.00
	2022Q2	22114	CAMDEN	NHP-0076 (207)	1	\$190	\$2,000	\$400	\$400.00
		22111	BURLINGTON	NHP-0068 (301)	10	\$1,000			\$60.00

	22109	CUMBERLAND	NHP-D00S (580)	20	\$700.00			\$180.00
	22125	BURLINGTON	NHP-D00S (589)	30	\$100.00	\$50.00	\$650.00	\$200.00
	22130	CAPE MAY	NHP-0083 (300)	35	\$1,000			\$320.00
	22136	CAMDEN	NHP-0042 (306)	60	\$100.00	\$180.00		\$300.00
2022Q3	22138	GLOUCESTER	NHP-0322 (330)	10	\$1,000			\$300.00
	22140	GLOUCESTER	NHP-0055 (304)	31	\$50	\$1,200		\$300.00
2022Q4	22151	ATLANTIC	NHPP-0030 (368)	5	\$1,000			\$155.00
	22156	BURLINGTON	NHP-0009 (332)	6	\$1,500			\$310.00

-----  
**TRAFFIC DIRECTOR, FLAGGER / HOUR**

159141M	2022Q1	22423	CAMDEN	N/A	150	\$1.00	\$80.00	\$1.00	\$75.00
		22407	CUMBERLAND	STATE	1,000	\$125.00			\$60.00
		22407	CUMBERLAND	STATE	1,000	\$0.01			\$70.00
		22408	ATLANTIC	STATE	1,000	\$0.01	\$0.01		\$60.00
		22408	ATLANTIC	STATE	1,000	\$0.01	\$0.01		\$70.00
		22406	BURLINGTON	STATE	2,000	\$1.00	\$0.01	\$0.01	\$60.00
	2022Q2	22103	BURLINGTON	NHP-0206 (333)	300	\$0.01	\$90.00	\$150.00	\$80.00

New Jersey Department of Transportation  
Jan 2022 - Dec 2022

12:15 Tuesday, January 3, 2023 439

**HISTORICAL BID PRICE LISTING  
BY REGION**

REGION: S

PAY ITEM	CALENDAR QUARTER	CONTRACT NUMBER	COUNTY LOCATION	PROJECT DESCRIPTION	BID QUANTITY	AWARD PRICE	SECOND BIDDER	THIRD BIDDER	ESTIMATE
-----	-----	-----	-----	-----	-----	-----	-----	-----	-----
TRAFFIC DIRECTOR, FLAGGER / HOUR									
159141M	(cont)	22132	CAMDEN	HSIP-D00S (574)	384	\$0.01	\$0.01	\$201.25	\$60.00
		22125	BURLINGTON	NHP-D00S (589)	400	\$100.00	\$1.00	\$155.00	\$50.00
		22111	BURLINGTON	NHP-0068 (301)	1,000	\$137.00			\$50.00
		22109	CUMBERLAND	NHP-D00S (580)	2,500	\$142.00			\$80.00
		22130	CAPE MAY	NHP-0083 (300)	2,500	\$142.00			\$60.00
	2022Q3	22138	GLOUCESTER	NHP-0322 (330)	200	\$142.00			\$72.00
	2022Q4	22139	GLOUCESTER	NHP-0040 (318)	300	\$0.01	\$90.00	\$0.01	\$80.00
		22151	ATLANTIC	NHPP-0030 (368)	360	\$150.00			\$8.00
		22156	BURLINGTON	NHP-0009 (332)	600	\$160.00			\$63.00

-----  
**EMERGENCY TOWING SERVICE / U**

159144M	2022Q1	22406	BURLINGTON	STATE	1	\$1.00	\$0.01	\$500.00	\$5,000
		22407	CUMBERLAND	STATE	1	\$1.00			\$5,000
		22408	ATLANTIC	STATE	1	\$0.01	\$0.01		\$5,000
	2022Q2	22111	BURLINGTON	NHP-0068 (301)	4	\$100.00			\$100.00
		22132	CAMDEN	HSIP-D00S (574)	10	\$0.01	\$0.01	\$287.50	\$50.00
		22136	CAMDEN	NHP-0042 (306)	10	\$1.00	\$225.00		\$50.00

2022Q3	22140	GLOUCESTER	NHP-0055 (304)	2	\$1.00	\$500.00		\$250.00
2022Q4	22151	ATLANTIC	NHPP-0030 (368)	1	\$200.00			\$110.00

New Jersey Department of Transportation 12:15 Tuesday, January 3, 2023 440  
Jan 2022 - Dec 2022

HISTORICAL BID PRICE LISTING  
BY REGION

REGION: S

PAY ITEM	CALENDAR QUARTER	CONTRACT NUMBER	COUNTY LOCATION	PROJECT DESCRIPTION	BID QUANTITY	AWARD PRICE	SECOND BIDDER	THIRD BIDDER	ESTIMATE
TEMP CRASH CUSH, COMP BAR, TYPE 2, NARR / U									
159200M	2022Q2	22114	CAMDEN	NHP-0076 (207)	3	\$1,000	\$5,000	\$9,700	\$10,000

-----  
TEMP CRASH CUSH, COMP, TYPE 3, NARROW / U

159212M	2022Q2	22125	BURLINGTON	NHP-D00S (589)	1	\$8,000	\$12,500	\$47,100	\$18,000
		22124	CUMBERLAND	NHP-0555 (303)	4	\$6,000	\$15,000	\$14,130	\$10,000
	2022Q4	22139	GLOUCESTER	NHP-0040 (318)	1	\$6,000	\$9,650	\$5,000	\$17,500

New Jersey Department of Transportation 12:15 Tuesday, January 3, 2023 441  
Jan 2022 - Dec 2022

HISTORICAL BID PRICE LISTING  
BY REGION

REGION: S

PAY ITEM	CALENDAR QUARTER	CONTRACT NUMBER	COUNTY LOCATION	PROJECT DESCRIPTION	BID QUANTITY	AWARD PRICE	SECOND BIDDER	THIRD BIDDER	ESTIMATE
TRAFFIC STRIPES, LATEX, 4" / LF									
159300M	2022Q1	22407	CUMBERLAND	STATE	150,000	\$1.00			\$0.28
		22408	ATLANTIC	STATE	150,000	\$1.00	\$0.25		\$0.28
		22408	ATLANTIC	STATE	232,294	\$0.01	\$0.13		\$0.30
		22406	BURLINGTON	STATE	315,940	\$0.10	\$0.01	\$0.01	\$0.30
		22407	CUMBERLAND	STATE	396,388	\$0.01			\$0.30
	2022Q2	22114	CAMDEN	NHP-0076 (207)	1,300	\$1.00	\$1.00	\$1.25	\$0.25
		22124	CUMBERLAND	NHP-0555 (303)	7,250	\$0.30	\$0.35	\$0.35	\$1.00
		22109	CUMBERLAND	NHP-D00S (580)	252,207	\$0.31			\$1.00
		22111	BURLINGTON	NHP-0068 (301)	576,600	\$0.33			\$0.50
		22130	CAPE MAY	NHP-0083 (300)	667,410	\$0.33			\$1.00
	2022Q4	22156	BURLINGTON	NHP-0009 (332)	211,500	\$0.49			\$1.00
		22151	ATLANTIC	NHPP-0030 (368)	250,000	\$0.49			\$1.00

-----  
TRAFFIC STRIPES, LATEX, 6" / LF

159301M	2022Q1	22407	CUMBERLAND	STATE	37,500	\$0.01			\$0.43
---------	--------	-------	------------	-------	--------	--------	--	--	--------

	22408	ATLANTIC	STATE	37,500	\$0.01	\$0.01		\$0.43
	2022Q3 22140	GLOUCESTER	NHP-0055 (304)	494,468	\$0.01	\$0.36		\$0.50

-----  
TRAFFIC STRIPES, LATEX, 8" / LF

159302M	2022Q1 22408	ATLANTIC	STATE	1,594	\$0.01	\$0.01		\$0.60
	22407	CUMBERLAND	STATE	2,706	\$0.01			\$0.60
	22407	CUMBERLAND	STATE	10,000	\$0.01			\$0.55
	22408	ATLANTIC	STATE	10,000	\$0.01	\$0.01		\$0.55
	22406	BURLINGTON	STATE	32,192	\$0.11	\$0.10	\$0.11	\$0.60
	2022Q2 22124	CUMBERLAND	NHP-0555 (303)	850	\$0.60	\$0.70	\$0.70	\$1.00

-----  
TRAFFIC MARKINGS LINES, LATEX, 4" / LF

159310M	2022Q1 22407	CUMBERLAND	STATE	500	\$0.01			\$0.55
---------	--------------	------------	-------	-----	--------	--	--	--------

New Jersey Department of Transportation  
Jan 2022 - Dec 2022

12:15 Tuesday, January 3, 2023 442

HISTORICAL BID PRICE LISTING  
BY REGION

REGION: S

PAY ITEM	CALENDAR QUARTER	CONTRACT NUMBER	COUNTY LOCATION	PROJECT DESCRIPTION	BID QUANTITY	AWARD PRICE	SECOND BIDDER	THIRD BIDDER	ESTIMATE
TRAFFIC MARKINGS LINES, LATEX, 4" / LF									
159310M	(cont)	22408	ATLANTIC	STATE	500	\$0.01	\$0.01		\$0.55

-----  
TRAFFIC MARKINGS LINES, LATEX, 8" / LF

159312M	2022Q1 22407	CUMBERLAND	STATE	500	\$0.01			\$0.83
	22408	ATLANTIC	STATE	500	\$0.01	\$0.31		\$0.83
	22408	ATLANTIC	STATE	1,040	\$0.01	\$0.01		\$0.60
	22407	CUMBERLAND	STATE	3,128	\$0.01			\$0.60
	22406	BURLINGTON	STATE	5,382	\$0.11	\$0.10	\$0.11	\$0.60
	2022Q2 22130	CAPE MAY	NHP-0083 (300)	3,315	\$0.01			\$1.00
	22111	BURLINGTON	NHP-0068 (301)	22,500	\$0.34			\$1.00
	2022Q3 22140	GLOUCESTER	NHP-0055 (304)	12,371	\$0.01	\$0.45		\$0.90
	2022Q4 22156	BURLINGTON	NHP-0009 (332)	750	\$1.20			\$0.80

-----  
TRAFFIC MARKINGS LINES, LATEX, 12" / LF

159313M	2022Q2 22111	BURLINGTON	NHP-0068 (301)	1,800	\$0.36			\$1.00
---------	--------------	------------	----------------	-------	--------	--	--	--------

-----  
TRAFFIC MARKINGS LINES, LATEX, 24" / LF

159314M	2022Q1	22408	ATLANTIC	STATE	418	\$0.01	\$0.01		\$1.80
		22407	CUMBERLAND	STATE	2,500	\$0.01			\$3.30
		22408	ATLANTIC	STATE	2,500	\$0.01	\$0.51		\$3.30
		22407	CUMBERLAND	STATE	3,584	\$0.01			\$1.80
		22406	BURLINGTON	STATE	9,230	\$0.40	\$0.25	\$0.41	\$1.80
	2022Q2	22130	CAPE MAY	NHP-0083(300)	6,200	\$0.01			\$1.00
		22111	BURLINGTON	NHP-0068(301)	12,000	\$0.48			\$1.00
	2022Q3	22140	GLOUCESTER	NHP-0055(304)	4,020	\$0.01	\$1.00		\$1.20
	2022Q4	22156	BURLINGTON	NHP-0009(332)	150	\$2.40			\$2.00

New Jersey Department of Transportation  
Jan 2022 - Dec 2022

12:15 Tuesday, January 3, 2023 443

HISTORICAL BID PRICE LISTING  
BY REGION

REGION: S

PAY ITEM	CALENDAR QUARTER	CONTRACT NUMBER	COUNTY LOCATION	PROJECT DESCRIPTION	BID QUANTITY	AWARD PRICE	SECOND BIDDER	THIRD BIDDER	ESTIMATE
TRAFFIC MARKINGS SYMBOLS, LATEX / SF									
159320M	2022Q1	22408	ATLANTIC	STATE	278	\$0.01	\$0.01		\$1.80
		22407	CUMBERLAND	STATE	1,250	\$0.01			\$5.50
		22408	ATLANTIC	STATE	1,250	\$0.01	\$1.00		\$5.50
		22407	CUMBERLAND	STATE	2,372	\$0.01			\$1.80
		22406	BURLINGTON	STATE	6,470	\$0.50	\$0.50	\$0.52	\$1.80
	2022Q2	22111	BURLINGTON	NHP-0068(301)	13,500	\$0.60			\$0.50
	2022Q4	22151	ATLANTIC	NHPP-0030(368)	2,400	\$2.40			\$4.00

New Jersey Department of Transportation  
Jan 2022 - Dec 2022

12:15 Tuesday, January 3, 2023 444

HISTORICAL BID PRICE LISTING  
BY REGION

REGION: S

PAY ITEM	CALENDAR QUARTER	CONTRACT NUMBER	COUNTY LOCATION	PROJECT DESCRIPTION	BID QUANTITY	AWARD PRICE	SECOND BIDDER	THIRD BIDDER	ESTIMATE
FUEL PRICE ADJUSTMENT / DOLL									
160004M	2022Q1	22423	CAMDEN	N/A	1,000	\$1.00	\$1.00	\$1.00	\$1.00
		22408	ATLANTIC	STATE	28,500	\$1.00	\$1.00		\$1.00
		22406	BURLINGTON	STATE	33,400	\$1.00	\$1.00	\$1.00	\$1.00
		22407	CUMBERLAND	STATE	39,000	\$1.00			\$1.00
		2022Q2	22103	BURLINGTON	NHP-0206(333)	1	\$11,700	\$11,700	\$11,700
		22111	BURLINGTON	NHP-0068(301)	1	\$1,000			\$1,000
		22114	CAMDEN	NHP-0076(207)	1	\$600.00	\$600.00	\$600.00	\$600.00
		22124	CUMBERLAND	NHP-0555(303)	1	\$900.00	\$900.00	\$900.00	\$900.00
		22125	BURLINGTON	NHP-D00S(589)	1	\$200.00	\$200.00	\$200.00	\$200.00

	22130	CAPE MAY	NHP-0083 (300)	1	\$100.00			\$100.00
	22132	CAMDEN	HSIP-D00S (574)	1	\$200.00	\$200.00	\$200.00	\$200.00
	22136	CAMDEN	NHP-0042 (306)	1	\$10,500	\$10,500		\$10,500
2022Q3	22140	GLOUCESTER	NHP-0055 (304)	1	\$10,800	\$10,800		\$10,800
2022Q4	22139	GLOUCESTER	NHP-0040 (318)	1	\$3,200	\$3,200	\$3,200	\$3,200
	22151	ATLANTIC	NHPP-0030 (368)	1	\$1,800			\$1,800
	22156	BURLINGTON	NHP-0009 (332)	1	\$100.00			\$100.00

-----  
 ASPHALT PRICE ADJUSTMENT / DOLL

160007M	2022Q1	22408	ATLANTIC	STATE	42,700	\$1.00	\$1.00	\$1.00
		22407	CUMBERLAND	STATE	59,400	\$1.00		\$1.00
		22406	BURLINGTON	STATE	76,100	\$1.00	\$1.00	\$1.00
	2022Q2	22103	BURLINGTON	NHP-0206 (333)	1	\$21,500	\$21,500	\$21,500
		22111	BURLINGTON	NHP-0068 (301)	1	\$13,300		\$13,300
		22114	CAMDEN	NHP-0076 (207)	1	\$800.00	\$800.00	\$800.00
		22124	CUMBERLAND	NHP-0555 (303)	1	\$1,100	\$1,100	\$1,100
		22125	BURLINGTON	NHP-D00S (589)	1	\$1,600	\$1,600	\$1,600
		22130	CAPE MAY	NHP-0083 (300)	1	\$10,100		\$10,100
		22136	CAMDEN	NHP-0042 (306)	1	\$74,900	\$74,900	\$74,900
	2022Q3	22140	GLOUCESTER	NHP-0055 (304)	1	\$62,000	\$62,000	\$62,000
	2022Q4	22139	GLOUCESTER	NHP-0040 (318)	1	\$7,000	\$7,000	\$7,000

New Jersey Department of Transportation  
 Jan 2022 - Dec 2022

12:15 Tuesday, January 3, 2023 445

HISTORICAL BID PRICE LISTING  
 BY REGION

REGION: S

PAY ITEM	CALENDAR QUARTER	CONTRACT NUMBER	COUNTY LOCATION	PROJECT DESCRIPTION	BID QUANTITY	AWARD PRICE	SECOND BIDDER	THIRD BIDDER	ESTIMATE
-----	-----	-----	-----	-----	-----	-----	-----	-----	-----
160007M	(cont)	22156	BURLINGTON	NHP-0009 (332)	1	\$100.00			\$100.00

New Jersey Department of Transportation  
 Jan 2022 - Dec 2022

12:15 Tuesday, January 3, 2023 446

HISTORICAL BID PRICE LISTING  
 BY REGION

REGION: S

PAY ITEM	CALENDAR QUARTER	CONTRACT NUMBER	COUNTY LOCATION	PROJECT DESCRIPTION	BID QUANTITY	AWARD PRICE	SECOND BIDDER	THIRD BIDDER	ESTIMATE
-----	-----	-----	-----	-----	-----	-----	-----	-----	-----
FINAL CLEANUP / LS									
161003P	2022Q1	22457	SALEM	N/A	1	\$5,000	\$700,000	\$1,530,000	\$15,000



2022Q2	22103	BURLINGTON	NHP-0206 (333)	1	\$20,071	\$500	\$1	\$20,000
	22109	CUMBERLAND	NHP-D00S (580)	1	\$38,000			\$8,500
	22111	BURLINGTON	NHP-0068 (301)	1	\$38,000			\$8,500
	22114	CAMDEN	NHP-0076 (207)	1	\$7,500	\$100	\$1,000	\$10,000
	22124	CUMBERLAND	NHP-0555 (303)	1	\$100	\$22,500	\$21,160	\$20,000
	22125	BURLINGTON	NHP-D00S (589)	1	\$100	\$2,500	\$152,500	\$8,500
	22130	CAPE MAY	NHP-0083 (300)	1	\$38,000			\$8,500
	22132	CAMDEN	HSIP-D00S (574)	1	\$25,000	\$25,000	\$9,692	\$8,500
	22136	CAMDEN	NHP-0042 (306)	1	\$1	\$25,000		\$18,000
2022Q3	22138	GLOUCESTER	NHP-0322 (330)	1	\$38,000			\$8,500
	22140	GLOUCESTER	NHP-0055 (304)	1	\$1	\$50,000		\$15,000
2022Q4	22139	GLOUCESTER	NHP-0040 (318)	1	\$1	\$500	\$25,000	\$10,000
	22151	ATLANTIC	NHPP-0030 (368)	1	\$38,000			\$8,500
	22156	BURLINGTON	NHP-0009 (332)	1	\$38,000			\$8,500

New Jersey Department of Transportation  
Jan 2022 - Dec 2022

12:15 Tuesday, January 3, 2023 447

HISTORICAL BID PRICE LISTING  
BY REGION

REGION: S

PAY ITEM	CALENDAR QUARTER	CONTRACT NUMBER	COUNTY LOCATION	PROJECT DESCRIPTION	BID QUANTITY	AWARD PRICE	SECOND BIDDER	THIRD BIDDER	ESTIMATE
VIBRATION MONITORING / LS									
162006P	2022Q2	22114	CAMDEN	NHP-0076 (207)	1	\$10,000	\$35,000	\$21,000	\$75,000
		22124	CUMBERLAND	NHP-0555 (303)	1	\$20,000	\$32,500	\$70,650	\$20,000

New Jersey Department of Transportation  
Jan 2022 - Dec 2022

12:15 Tuesday, January 3, 2023 448

HISTORICAL BID PRICE LISTING  
BY REGION

REGION: S

PAY ITEM	CALENDAR QUARTER	CONTRACT NUMBER	COUNTY LOCATION	PROJECT DESCRIPTION	BID QUANTITY	AWARD PRICE	SECOND BIDDER	THIRD BIDDER	ESTIMATE
CLEARING SITE / LS									
201003P	2022Q1	22406	BURLINGTON	STATE	1	\$33,327	\$5,000	\$5,000	\$20,000
		22407	CUMBERLAND	STATE	1	\$5,000			\$20,000
		22408	ATLANTIC	STATE	1	\$5,000	\$50,000		\$20,000
		22457	SALEM	N/A	1	\$5,000	\$150,000	\$5,900	\$85,000
	2022Q2	22103	BURLINGTON	NHP-0206 (333)	1	\$150,000	\$150,000	\$150,000	\$150,000
		22109	CUMBERLAND	NHP-D00S (580)	1	\$40,000			\$40,000
		22111	BURLINGTON	NHP-0068 (301)	1	\$40,000			\$40,000
		22114	CAMDEN	NHP-0076 (207)	1	\$50,000	\$50,000	\$50,000	\$50,000
		22124	CUMBERLAND	NHP-0555 (303)	1	\$5,000	\$100,000	\$31,000	\$150,000
		22125	BURLINGTON	NHP-D00S (589)	1	\$40,000	\$40,000	\$175,500	\$40,000
		22130	CAPE MAY	NHP-0083 (300)	1	\$40,000			\$40,000
		22132	CAMDEN	HSIP-D00S (574)	1	\$40,000	\$40,000	\$248,285	\$40,000

	22136	CAMDEN	NHP-0042 (306)	1	\$100,000	\$100,000		\$100,000
2022Q3	22138	GLOUCESTER	NHP-0322 (330)	1	\$40,000			\$40,000
	22140	GLOUCESTER	NHP-0055 (304)	1	\$85,000	\$85,000		\$85,000
2022Q4	22139	GLOUCESTER	NHP-0040 (318)	1	\$50,000	\$12,000	\$40,000	\$50,000
	22151	ATLANTIC	NHPP-0030 (368)	1	\$40,000			\$40,000
	22156	BURLINGTON	NHP-0009 (332)	1	\$40,000			\$40,000

-----  
CLEARING SITE, BRIDGE (\_\_\_) / LS

201006P	2022Q2	22124	CUMBERLAND	NHP-0555 (303)	1	\$400,000	\$460,000	\$706,400	\$400,000
		22125	BURLINGTON	NHP-D00S (589)	1	\$800	\$1,800	\$14,200	\$800.00
		22125	BURLINGTON	NHP-D00S (589)	1	\$5,200	\$5,200	\$14,200	\$5,200
		22125	BURLINGTON	NHP-D00S (589)	1	\$5,200	\$5,200	\$14,200	\$5,200
		22125	BURLINGTON	NHP-D00S (589)	1	\$11,000	\$11,000	\$14,200	\$11,000
		22125	BURLINGTON	NHP-D00S (589)	1	\$12,400	\$12,400	\$14,200	\$12,400
		22125	BURLINGTON	NHP-D00S (589)	1	\$3,900	\$3,900	\$14,200	\$3,900
		22125	BURLINGTON	NHP-D00S (589)	1	\$2,200	\$2,200	\$14,200	\$2,200
		22125	BURLINGTON	NHP-D00S (589)	1	\$6,400	\$6,400	\$14,200	\$6,400
		22125	BURLINGTON	NHP-D00S (589)	1	\$2,600	\$2,600	\$14,200	\$2,600
		22125	BURLINGTON	NHP-D00S (589)	1	\$14,700	\$14,700	\$14,200	\$14,700
		22125	BURLINGTON	NHP-D00S (589)	1	\$1,200	\$1,200	\$19,500	\$1,200
		22125	BURLINGTON	NHP-D00S (589)	1	\$200	\$1,200	\$14,200	\$200.00

New Jersey Department of Transportation  
Jan 2022 - Dec 2022

12:15 Tuesday, January 3, 2023 449

HISTORICAL BID PRICE LISTING  
BY REGION

REGION: S

PAY ITEM	CALENDAR QUARTER	CONTRACT NUMBER	COUNTY LOCATION	PROJECT DESCRIPTION	BID QUANTITY	AWARD PRICE	SECOND BIDDER	THIRD BIDDER	ESTIMATE
RESET MONITORING WELL BOX / U									
201020M	2022Q2	22103	BURLINGTON	NHP-0206 (333)	7	\$700.00	\$430.00	\$500.00	\$5,950

-----  
ASBESTOS REMOVAL, BRIDGE NO. \_\_\_ / LS

201037P	2022Q2	22125	BURLINGTON	NHP-D00S (589)	1	\$2,500	\$7,500	\$15,000	\$6,000
		22125	BURLINGTON	NHP-D00S (589)	1	\$2,500	\$7,500	\$15,000	\$1,500
		22125	BURLINGTON	NHP-D00S (589)	1	\$2,500	\$7,500	\$15,000	\$10,000

-----  
TEMPORARY SHIELDING / LS

201039P	2022Q2	22124	CUMBERLAND	NHP-0555 (303)	1	\$1	\$150,000	\$472,200	\$250,000
		22125	BURLINGTON	NHP-D00S (589)	1	\$1	\$10,000	\$4,500	\$1,800
		22125	BURLINGTON	NHP-D00S (589)	1	\$1	\$35,000	\$4,500	\$11,700
		22125	BURLINGTON	NHP-D00S (589)	1	\$1	\$35,000	\$4,500	\$11,700
		22125	BURLINGTON	NHP-D00S (589)	1	\$220,000	\$22,000	\$4,500	\$24,750
		22125	BURLINGTON	NHP-D00S (589)	1	\$225,000	\$10,000	\$9,000	\$27,900
		22125	BURLINGTON	NHP-D00S (589)	1	\$50,000	\$22,000	\$4,500	\$8,775

HISTORICAL BID PRICE LISTING  
BY REGION

REGION: S

PAY ITEM	CALENDAR QUARTER	CONTRACT NUMBER	COUNTY LOCATION	PROJECT DESCRIPTION	BID QUANTITY	AWARD PRICE	SECOND BIDDER	THIRD BIDDER	ESTIMATE
-----									
STRIPPING / ACRE									
202003P	2022Q2	22103	BURLINGTON	NHP-0206 (333)	2	\$10,000	\$5,000	\$100	\$9,500
	2022Q4	22139	GLOUCESTER	NHP-0040 (318)	1	\$100	\$5,000	\$2,000	\$8,000
-----									
EXCAVATION, TEST PIT / CY									
202006M	2022Q1	22423	CAMDEN	N/A	15	\$1.00	\$250.00	\$1.00	\$10.00
	2022Q2	22114	CAMDEN	NHP-0076 (207)	8	\$750	\$1,100	\$460	\$400.00
		22125	BURLINGTON	NHP-D00S (589)	36	\$750	\$400	\$1,200	\$225.00
		22132	CAMDEN	HSIP-D00S (574)	58	\$500.00	\$500.00	\$230.00	\$80.00
	2022Q4	22139	GLOUCESTER	NHP-0040 (318)	20	\$0.01	\$275.00	\$500.00	\$115.00
-----									
EXCAVATION, UNCLASSIFIED / CY									
202009P	2022Q1	22406	BURLINGTON	STATE	100	\$25.00	\$1.00	\$25.00	\$75.00
		22407	CUMBERLAND	STATE	100	\$5.00			\$75.00
		22408	ATLANTIC	STATE	100	\$5.00	\$1.00		\$75.00
		22407	CUMBERLAND	STATE	1,000	\$0.01			\$27.00
		22408	ATLANTIC	STATE	1,000	\$0.01	\$0.01		\$27.00
	2022Q2	22125	BURLINGTON	NHP-D00S (589)	4	\$800.00	\$700.00	\$865.00	\$500.00
		22132	CAMDEN	HSIP-D00S (574)	52	\$35.00	\$35.00	\$115.00	\$210.00
		22103	BURLINGTON	NHP-0206 (333)	79	\$30.00	\$56.00	\$60.00	\$70.00
		22103	BURLINGTON	NHP-0206 (333)	107	\$30.00	\$42.00	\$60.00	\$50.00
		22124	CUMBERLAND	NHP-0555 (303)	274	\$75.00	\$180.00	\$85.75	\$155.00
		22103	BURLINGTON	NHP-0206 (333)	361	\$30.00	\$25.00	\$60.00	\$30.00
		22124	CUMBERLAND	NHP-0555 (303)	1,082	\$65.00	\$50.00	\$58.00	\$60.00
		22103	BURLINGTON	NHP-0206 (333)	9,480	\$30.00	\$30.00	\$0.01	\$55.00
	2022Q4	22139	GLOUCESTER	NHP-0040 (318)	861	\$50.00	\$40.00	\$35.00	\$60.00
-----									
REMOVAL OF PAVEMENT / SY									
202021P	2022Q2	22132	CAMDEN	HSIP-D00S (574)	228	\$80.00	\$80.00	\$34.50	\$50.00

HISTORICAL BID PRICE LISTING  
BY REGION

REGION: S

PAY ITEM	CALENDAR QUARTER	CONTRACT NUMBER	COUNTY LOCATION	PROJECT DESCRIPTION	BID QUANTITY	AWARD PRICE	SECOND BIDDER	THIRD BIDDER	ESTIMATE
REMOVAL OF PAVEMENT / SY									
202021P	(cont)	22114	CAMDEN	NHP-0076(207)	1,074	\$100.00	\$35.00	\$88.00	\$49.00
		22103	BURLINGTON	NHP-0206(333)	7,908	\$30.00	\$8.70	\$3.00	\$40.00
	2022Q4	22139	GLOUCESTER	NHP-0040(318)	7,104	\$7.00	\$11.00	\$35.00	\$30.00

ACID PRODUCING SOIL REMEDIATION / SY

202036P	2022Q2	22114	CAMDEN	NHP-0076(207)	25	\$5.00	\$1.00	\$25.00	\$5.00
---------	--------	-------	--------	---------------	----	--------	--------	---------	--------

DISPOSAL OF ACID PRODUCING SOIL / T

202039M	2022Q2	22114	CAMDEN	NHP-0076(207)	15	\$50.00	\$20.00	\$100.00	\$100.00
---------	--------	-------	--------	---------------	----	---------	---------	----------	----------

DREDGE, TRANS AND PLACE TO CDF / CY

202041M	2022Q1	22457	SALEM	N/A	850,000	\$4.90	\$6.50	\$8.10	\$7.50
---------	--------	-------	-------	-----	---------	--------	--------	--------	--------

SUBSOIL SCARIFICATION / SY

202050M	2022Q4	22139	GLOUCESTER	NHP-0040(318)	1,010	\$2.50	\$2.50	\$10.00	\$5.00
---------	--------	-------	------------	---------------	-------	--------	--------	---------	--------

New Jersey Department of Transportation  
Jan 2022 - Dec 2022

12:15 Tuesday, January 3, 2023 452

HISTORICAL BID PRICE LISTING  
BY REGION

REGION: S

PAY ITEM	CALENDAR QUARTER	CONTRACT NUMBER	COUNTY LOCATION	PROJECT DESCRIPTION	BID QUANTITY	AWARD PRICE	SECOND BIDDER	THIRD BIDDER	ESTIMATE
I-8 SOIL AGGREGATE / CY									
203007P	2022Q2	22114	CAMDEN	NHP-0076(207)	453	\$100.00	\$25.00	\$65.00	\$100.00
I-9 SOIL AGGREGATE / CY									
203009P	2022Q2	22124	CUMBERLAND	NHP-0555(303)	62	\$250.00	\$335.00	\$133.00	\$107.00
		22103	BURLINGTON	NHP-0206(333)	63	\$60.00	\$200.00	\$200.00	\$100.00
		22103	BURLINGTON	NHP-0206(333)	79	\$60.00	\$168.00	\$200.00	\$100.00
		22103	BURLINGTON	NHP-0206(333)	286	\$60.00	\$200.00	\$100.00	\$80.00
		22124	CUMBERLAND	NHP-0555(303)	430	\$125.00	\$190.00	\$113.00	\$75.00

GEOTEXTILE / SY

203040M	2022Q1	22407	CUMBERLAND	STATE	500	\$0.01			\$2.20
		22408	ATLANTIC	STATE	500	\$0.01	\$0.01		\$2.20

-----  
 GEOTEXTILE, ROADWAY STABILIZATION / SY

203041P	2022Q4	22139	GLOUCESTER	NHP-0040(318)	7,282	\$0.50	\$1.50	\$5.00	\$5.00
---------	--------	-------	------------	---------------	-------	--------	--------	--------	--------

-----  
 CONTROLLED LOW STRENGTH MATERIAL / CY

203050M	2022Q2	22103	BURLINGTON	NHP-0206(333)	3	\$1,310	\$770	\$1,000	\$775.00
---------	--------	-------	------------	---------------	---	---------	-------	---------	----------

New Jersey Department of Transportation  
 Jan 2022 - Dec 2022  
 12:15 Tuesday, January 3, 2023 453

HISTORICAL BID PRICE LISTING  
 BY REGION

REGION: S

PAY ITEM	CALENDAR QUARTER	CONTRACT NUMBER	COUNTY LOCATION	PROJECT DESCRIPTION	BID QUANTITY	AWARD PRICE	SECOND BIDDER	THIRD BIDDER	ESTIMATE
SUBBASE / CY									

301006P	2022Q2	22124	CUMBERLAND	NHP-0555(303)	16	\$350.00	\$85.00	\$159.00	\$95.00
---------	--------	-------	------------	---------------	----	----------	---------	----------	---------

New Jersey Department of Transportation  
 Jan 2022 - Dec 2022  
 12:15 Tuesday, January 3, 2023 454

HISTORICAL BID PRICE LISTING  
 BY REGION

REGION: S

PAY ITEM	CALENDAR QUARTER	CONTRACT NUMBER	COUNTY LOCATION	PROJECT DESCRIPTION	BID QUANTITY	AWARD PRICE	SECOND BIDDER	THIRD BIDDER	ESTIMATE
SOIL AGGREGATE BASE COURSE, 8" THICK / SY									

302018P	2022Q2	22103	BURLINGTON	NHP-0206(333)	8,733	\$14.00	\$14.00	\$15.00	\$20.00
---------	--------	-------	------------	---------------	-------	---------	---------	---------	---------

-----  
 DENSE-GRADED AGGREGATE BASE COURSE, 6" T / SY

302036P	2022Q2	22103	BURLINGTON	NHP-0206(333)	699	\$16.00	\$68.00	\$5.00	\$25.00
		22114	CAMDEN	NHP-0076(207)	821	\$15.00	\$15.00	\$43.00	\$30.00
	2022Q4	22139	GLOUCESTER	NHP-0040(318)	3,949	\$12.00	\$13.00	\$20.00	\$15.00

-----  
 DENSE-GRADED AGGREGATE BASE COURSE, 8" T / SY

302042P	2022Q2	22124	CUMBERLAND	NHP-0555(303)	34	\$150.00	\$77.50	\$272.00	\$33.00
		22132	CAMDEN	HSIP-D00S(574)	228	\$30.00	\$30.00	\$86.25	\$30.00
		22103	BURLINGTON	NHP-0206(333)	8,573	\$16.50	\$20.00	\$20.00	\$25.00
	2022Q4	22139	GLOUCESTER	NHP-0040(318)	3,560	\$10.00	\$18.40	\$25.00	\$20.00

-----  
 DENSE-GRADED AGGREGATE BASE COURSE, VARI / CY

302051P	2022Q1	22406	BURLINGTON	STATE	100	\$25.00	\$1.00	\$85.00	\$65.00
		22408	ATLANTIC	STATE	100	\$5.00	\$1.00		\$65.00
		22407	CUMBERLAND	STATE	110	\$5.00			\$65.00
		22407	CUMBERLAND	STATE	350	\$0.01			\$44.00
		22408	ATLANTIC	STATE	350	\$0.01	\$0.01		\$44.00
	2022Q2	22111	BURLINGTON	NHP-0068 (301)	5	\$1,000			\$85.00
		22109	CUMBERLAND	NHP-D00S (580)	10	\$500.00			\$325.00
		22130	CAPE MAY	NHP-0083 (300)	10	\$500.00			\$325.00
		22125	BURLINGTON	NHP-D00S (589)	15	\$165.00	\$255.00	\$205.00	\$105.00
		22136	CAMDEN	NHP-0042 (306)	1,044	\$0.01	\$65.00		\$20.00
	2022Q4	22151	ATLANTIC	NHPP-0030 (368)	1	\$1,000			\$20.00
		22156	BURLINGTON	NHP-0009 (332)	50	\$500.00			\$170.00

-----  
 COARSE AGGREGATE, SIZE NO. 57 / CY

302060P	2022Q1	22407	CUMBERLAND	STATE	125	\$0.01			\$81.00
---------	--------	-------	------------	-------	-----	--------	--	--	---------

New Jersey Department of Transportation  
 Jan 2022 - Dec 2022

12:15 Tuesday, January 3, 2023 455

HISTORICAL BID PRICE LISTING  
 BY REGION

REGION: S

PAY ITEM	CALENDAR QUARTER	CONTRACT NUMBER	COUNTY LOCATION	PROJECT DESCRIPTION	BID QUANTITY	AWARD PRICE	SECOND BIDDER	THIRD BIDDER	ESTIMATE
COARSE AGGREGATE, SIZE NO. 57 / CY									
302060P	(cont)	22408	ATLANTIC	STATE	125	\$0.01	\$0.01		\$81.00
	2022Q2	22103	BURLINGTON	NHP-0206 (333)	14	\$50.00	\$0.01	\$55.00	\$100.00
		22103	BURLINGTON	NHP-0206 (333)	17	\$50.00	\$0.01	\$55.00	\$100.00
		22124	CUMBERLAND	NHP-0555 (303)	50	\$215.00	\$600.00	\$205.00	\$65.00
		22103	BURLINGTON	NHP-0206 (333)	66	\$50.00	\$0.01	\$55.00	\$80.00

New Jersey Department of Transportation  
 Jan 2022 - Dec 2022

12:15 Tuesday, January 3, 2023 456

HISTORICAL BID PRICE LISTING  
 BY REGION

REGION: S

PAY ITEM	CALENDAR QUARTER	CONTRACT NUMBER	COUNTY LOCATION	PROJECT DESCRIPTION	BID QUANTITY	AWARD PRICE	SECOND BIDDER	THIRD BIDDER	ESTIMATE
CONCRETE BASE COURSE, 8" THICK / SY									
304003P	2022Q2	22132	CAMDEN	HSIP-D00S (574)	228	\$295.00	\$295.00	\$414.00	\$125.00

-----  
 CONCRETE BASE COURSE, 9" THICK / SY

304006P	2022Q2	22114	CAMDEN	NHP-0076 (207)	723	\$100.00	\$132.00	\$125.00	\$160.00
---------	--------	-------	--------	----------------	-----	----------	----------	----------	----------

-----  
 CONCRETE BASE COURSE, 10" THICK / SY

304009P	2022Q2	22124	CUMBERLAND	NHP-0555 (303)	150	\$165.00	\$240.00	\$346.00	\$157.00
---------	--------	-------	------------	----------------	-----	----------	----------	----------	----------

New Jersey Department of Transportation  
 Jan 2022 - Dec 2022

12:15 Tuesday, January 3, 2023 457

HISTORICAL BID PRICE LISTING  
 BY REGION

REGION: S

PAY ITEM	CALENDAR QUARTER	CONTRACT NUMBER	COUNTY LOCATION	PROJECT DESCRIPTION	BID QUANTITY	AWARD PRICE	SECOND BIDDER	THIRD BIDDER	ESTIMATE
-----									
HMA MILLING, 3" OR LESS / SY									
401009P	2022Q1	22408	ATLANTIC	STATE	140,071	\$2.65	\$3.00		\$3.50
		22407	CUMBERLAND	STATE	185,000	\$0.01			\$3.50
		22408	ATLANTIC	STATE	185,000	\$0.01	\$5.50		\$3.50
		22407	CUMBERLAND	STATE	238,605	\$3.50			\$3.00
		22406	BURLINGTON	STATE	289,840	\$2.87	\$2.86	\$3.25	\$3.50
	2022Q2	22114	CAMDEN	NHP-0076 (207)	958	\$10.00	\$20.00	\$16.00	\$30.00
		22124	CUMBERLAND	NHP-0555 (303)	5,084	\$8.00	\$7.00	\$5.60	\$12.00
		22111	BURLINGTON	NHP-0068 (301)	7,215	\$8.56			\$11.00
		22136	CAMDEN	NHP-0042 (306)	9,767	\$0.01	\$7.50		\$11.00
		22103	BURLINGTON	NHP-0206 (333)	17,564	\$8.00	\$7.00	\$12.00	\$28.00
	2022Q4	22139	GLOUCESTER	NHP-0040 (318)	368	\$10.00	\$21.00	\$10.00	\$15.00

-----  
 HMA MILLING, MORE THAN 3" TO 6" / SY

401012P	2022Q1	22407	CUMBERLAND	STATE	18,500	\$0.01			\$2.00
		22408	ATLANTIC	STATE	18,500	\$0.01	\$0.01		\$2.00
	2022Q4	22139	GLOUCESTER	NHP-0040 (318)	971	\$10.00	\$8.35	\$20.00	\$15.00

-----  
 CONCRETE MILLING / SY

401015P	2022Q1	22406	BURLINGTON	STATE	100	\$7.36	\$15.00	\$20.00	\$10.00
		22407	CUMBERLAND	STATE	100	\$10.00			\$10.00
		22408	ATLANTIC	STATE	100	\$0.01	\$0.01		\$10.00
		22407	CUMBERLAND	STATE	2,000	\$0.01			\$8.80
		22408	ATLANTIC	STATE	2,000	\$0.01	\$0.01		\$8.80

-----  
 MICRO-MILLING / SY

401017P	2022Q2	22130	CAPE MAY	NHP-0083 (300)	316	\$100.00			\$33.00
		22136	CAMDEN	NHP-0042 (306)	99,977	\$0.01	\$10.50		\$8.00

2022Q3 22140 GLOUCESTER NHP-0055 (304) 3,542 \$40.00 \$28.00 \$20.00  
 New Jersey Department of Transportation 12:15 Tuesday, January 3, 2023 458  
 Jan 2022 - Dec 2022

HISTORICAL BID PRICE LISTING  
 BY REGION

REGION: S

PAY ITEM	CALENDAR QUARTER	CONTRACT NUMBER	COUNTY LOCATION	PROJECT DESCRIPTION	BID QUANTITY	AWARD PRICE	SECOND BIDDER	THIRD BIDDER	ESTIMATE
MICRO-MILLING / SY									
401017P	2022Q4	22151	ATLANTIC	NHPP-0030 (368)	966	\$30.00			\$6.00
		22156	BURLINGTON	NHP-0009 (332)	2,139	\$28.00			\$14.00

HOT MIX ASPHALT PAVEMENT REPAIR / SY

401021M	2022Q1	22407	CUMBERLAND	STATE	100	\$20.00			\$100.00
		22408	ATLANTIC	STATE	118	\$40.00	\$50.00		\$100.00
		22406	BURLINGTON	STATE	146	\$94.43	\$55.00	\$50.00	\$100.00
		22407	CUMBERLAND	STATE	1,500	\$2.00			\$55.00
		22408	ATLANTIC	STATE	1,500	\$2.00	\$0.01		\$55.00
	2022Q2	22109	CUMBERLAND	NHP-D00S (580)	200	\$150.00			\$80.00
		22111	BURLINGTON	NHP-0068 (301)	200	\$150.00			\$67.00
		22114	CAMDEN	NHP-0076 (207)	200	\$28.00	\$15.00	\$85.00	\$80.00
		22136	CAMDEN	NHP-0042 (306)	2,000	\$10.00	\$47.00		\$50.00
		22130	CAPE MAY	NHP-0083 (300)	3,000	\$150.00			\$55.00
	2022Q3	22138	GLOUCESTER	NHP-0322 (330)	100	\$500.00			\$120.00
		22140	GLOUCESTER	NHP-0055 (304)	236	\$85.00	\$500.00		\$120.00
	2022Q4	22156	BURLINGTON	NHP-0009 (332)	15	\$1,500			\$130.00
		22151	ATLANTIC	NHPP-0030 (368)	150	\$350.00			\$80.00

SEALING OF CRACKS IN HOT MIX ASPHALT SUR / LF

401024M	2022Q1	22407	CUMBERLAND	STATE	2,250	\$2.00			\$1.10
		22408	ATLANTIC	STATE	2,250	\$2.00	\$0.01		\$1.10
	2022Q2	22114	CAMDEN	NHP-0076 (207)	500	\$4.00	\$5.00	\$4.00	\$2.00
		22109	CUMBERLAND	NHP-D00S (580)	1,000	\$4.50			\$2.00
		22136	CAMDEN	NHP-0042 (306)	1,000	\$5.00	\$7.25		\$3.00
		22111	BURLINGTON	NHP-0068 (301)	2,500	\$8.00			\$2.00
		22130	CAPE MAY	NHP-0083 (300)	2,500	\$4.50			\$2.00
	2022Q3	22138	GLOUCESTER	NHP-0322 (330)	1,000	\$4.50			\$2.00
		22140	GLOUCESTER	NHP-0055 (304)	2,000	\$1.00	\$10.00		\$1.00

New Jersey Department of Transportation 12:15 Tuesday, January 3, 2023 459  
 Jan 2022 - Dec 2022

HISTORICAL BID PRICE LISTING



BY REGION

REGION: S

PAY ITEM	CALENDAR QUARTER	CONTRACT NUMBER	COUNTY LOCATION	PROJECT DESCRIPTION	BID QUANTITY	AWARD PRICE	SECOND BIDDER	THIRD BIDDER	ESTIMATE
SEALING OF CRACKS IN HOT MIX ASPHALT SUR / LF									
401024M	2022Q4	22151	ATLANTIC	NHPP-0030 (368)	5,000	\$4.00			\$2.00
		22156	BURLINGTON	NHP-0009 (332)	5,000	\$4.00			\$6.00

POLYMERIZED JOINT ADHESIVE / LF

401027M	2022Q1	22408	ATLANTIC	STATE	116,160	\$0.01	\$0.01		\$1.00
		22407	CUMBERLAND	STATE	200,000	\$0.01			\$0.42
		22408	ATLANTIC	STATE	200,000	\$0.01	\$0.01		\$0.42
		22406	BURLINGTON	STATE	253,176	\$0.20	\$0.23	\$0.36	\$1.00
		22407	CUMBERLAND	STATE	255,360	\$0.01			\$1.00
	2022Q2	22132	CAMDEN	HSIP-D00S (574)	1,192	\$5.00	\$5.00	\$56.93	\$3.00
		22111	BURLINGTON	NHP-0068 (301)	1,900	\$2.40			\$1.00
		22124	CUMBERLAND	NHP-0555 (303)	3,050	\$0.50	\$2.50	\$3.70	\$2.00
		22114	CAMDEN	NHP-0076 (207)	3,065	\$3.00	\$0.01	\$5.00	\$3.00
		22136	CAMDEN	NHP-0042 (306)	203,785	\$5.50	\$0.25		\$1.00
	2022Q4	22139	GLOUCESTER	NHP-0040 (318)	170	\$20.00	\$9.00	\$5.00	\$4.00
		22151	ATLANTIC	NHPP-0030 (368)	4,500	\$1.00			\$1.00

TACK COAT / GAL

401030M	2022Q1	22408	ATLANTIC	STATE	21,011	\$0.01	\$0.01		\$1.00
		22407	CUMBERLAND	STATE	35,000	\$0.01			\$1.10
		22408	ATLANTIC	STATE	35,000	\$0.01	\$0.01		\$1.10
		22407	CUMBERLAND	STATE	35,791	\$0.01			\$1.00
		22406	BURLINGTON	STATE	43,428	\$0.01	\$0.01	\$0.01	\$1.00
	2022Q2	22114	CAMDEN	NHP-0076 (207)	68	\$15.00	\$0.01	\$0.01	\$5.00
		22136	CAMDEN	NHP-0042 (306)	200	\$20.00	\$4.25		\$6.00
		22124	CUMBERLAND	NHP-0555 (303)	560	\$1.00	\$5.50	\$10.25	\$2.00
		22103	BURLINGTON	NHP-0206 (333)	2,511	\$0.01	\$4.00	\$9.55	\$1.00
		22109	CUMBERLAND	NHP-D00S (580)	22,300	\$3.25			\$5.00
		22130	CAPE MAY	NHP-0083 (300)	44,650	\$3.30			\$3.00
		22111	BURLINGTON	NHP-0068 (301)	112,710	\$3.20			\$0.50
	2022Q3	22138	GLOUCESTER	NHP-0322 (330)	34,975	\$3.35			\$1.00

New Jersey Department of Transportation  
Jan 2022 - Dec 2022

12:15 Tuesday, January 3, 2023 460

HISTORICAL BID PRICE LISTING  
BY REGION

REGION: S

PAY ITEM	CALENDAR QUARTER	CONTRACT NUMBER	COUNTY LOCATION	PROJECT DESCRIPTION	BID QUANTITY	AWARD PRICE	SECOND BIDDER	THIRD BIDDER	ESTIMATE
----------	------------------	-----------------	-----------------	---------------------	--------------	-------------	---------------	--------------	----------

TACK COAT / GAL									
401030M	(cont)	22140	GLOUCESTER	NHP-0055 (304)	50,000	\$0.01	\$3.35		\$3.00
	2022Q4	22139	GLOUCESTER	NHP-0040 (318)	350	\$20.00	\$4.90	\$5.00	\$1.00
		22156	BURLINGTON	NHP-0009 (332)	15,967	\$0.50			\$5.00
		22151	ATLANTIC	NHPP-0030 (368)	32,000	\$3.50			\$0.50

PRIME COAT / GAL

401036M	2022Q2	22114	CAMDEN	NHP-0076 (207)	109	\$15.00	\$0.01	\$0.01	\$3.00
		22103	BURLINGTON	NHP-0206 (333)	2,111	\$0.01	\$0.01	\$0.01	\$1.00
	2022Q4	22139	GLOUCESTER	NHP-0040 (318)	1,880	\$0.01	\$0.01	\$0.01	\$1.00

HOT MIX ASPHALT 9.5 M 64 SURFACE COURSE / T

401042M	2022Q1	22407	CUMBERLAND	STATE	2,000	\$180.00			\$92.00
		22408	ATLANTIC	STATE	2,000	\$180.00	\$150.00		\$92.00
		22406	BURLINGTON	STATE	11,277	\$92.89	\$98.00	\$100.00	\$95.00
		22407	CUMBERLAND	STATE	28,661	\$96.00			\$90.00
	2022Q2	22124	CUMBERLAND	NHP-0555 (303)	445	\$150.00	\$140.00	\$242.00	\$160.00

HOT MIX ASPHALT 9.5 ME SURFACE COURSE / T

401049M	2022Q1	22407	CUMBERLAND	STATE	2,000	\$175.00			\$90.00
		22408	ATLANTIC	STATE	2,000	\$175.00	\$155.00		\$90.00
		22408	ATLANTIC	STATE	16,822	\$85.00	\$81.00		\$100.00

HOT MIX ASPHALT 12.5 M 64 SURFACE COURSE / T

401054M	2022Q1	22407	CUMBERLAND	STATE	4,000	\$177.00			\$80.00
		22408	ATLANTIC	STATE	4,000	\$177.00	\$150.00		\$80.00
	2022Q2	22124	CUMBERLAND	NHP-0555 (303)	19	\$285.00	\$400.00	\$319.00	\$230.00

New Jersey Department of Transportation  
Jan 2022 - Dec 2022

12:15 Tuesday, January 3, 2023 461

HISTORICAL BID PRICE LISTING  
BY REGION

REGION: S

PAY ITEM	CALENDAR QUARTER	CONTRACT NUMBER	COUNTY LOCATION	PROJECT DESCRIPTION	BID QUANTITY	AWARD PRICE	SECOND BIDDER	THIRD BIDDER	ESTIMATE
HOT MIX ASPHALT 12.5 M 64 SURFACE COURSE / T									
401054M	(cont)	22132	CAMDEN	HSIP-D00S (574)	59	\$300.00	\$300.00	\$460.00	\$225.00
		22114	CAMDEN	NHP-0076 (207)	236	\$175.00	\$145.00	\$150.00	\$200.00
		22103	BURLINGTON	NHP-0206 (333)	3,181	\$115.00	\$115.00	\$125.00	\$110.00

2022Q4	22139	GLOUCESTER	NHP-0040 (318)	1,010	\$125.00	\$110.00	\$155.00	\$135.00
--------	-------	------------	----------------	-------	----------	----------	----------	----------

-----  
HMA 12.5 M E SURFACE COURSE / T

401061M	2022Q1	22407	CUMBERLAND	STATE	4,000	\$172.00		\$84.00
		22408	ATLANTIC	STATE	4,000	\$172.00	\$155.00	\$84.00
	2022Q2	22111	BURLINGTON	NHP-0068 (301)	832	\$233.40		\$206.00
		22136	CAMDEN	NHP-0042 (306)	1,590	\$150.00	\$175.00	\$142.00

-----  
HOT MIX ASPHALT 9.5 M 64 INTERMEDIATE CO / T

401066M	2022Q2	22124	CUMBERLAND	NHP-0555 (303)	445	\$125.00	\$135.00	\$248.00	\$155.00
---------	--------	-------	------------	----------------	-----	----------	----------	----------	----------

-----  
HOT MIX ASPHALT 12.5 M 64 INTERMEDIATE C / T

401072M	2022Q1	22407	CUMBERLAND	STATE	1,000	\$100.00		\$79.00
		22408	ATLANTIC	STATE	1,000	\$100.00	\$115.00	\$79.00

-----  
HOT MIX ASPHALT 19 M 64 INTERMEDIATE COU / T

401084M	2022Q2	22103	BURLINGTON	NHP-0206 (333)	2,976	\$105.00	\$120.00	\$150.00	\$100.00
	2022Q4	22139	GLOUCESTER	NHP-0040 (318)	2,062	\$100.00	\$94.00	\$145.00	\$120.00

-----  
HOT MIX ASPHALT 19 M 64 BASE COURSE / T

401096M	2022Q2	22114	CAMDEN	NHP-0076 (207)	120	\$250.00	\$190.00	\$150.00	\$180.00
---------	--------	-------	--------	----------------	-----	----------	----------	----------	----------

-----  
HOT MIX ASPHALT 25 M 64 BASE COURSE / T

401099M	2022Q1	22407	CUMBERLAND	STATE	500	\$75.00		\$75.00
---------	--------	-------	------------	-------	-----	---------	--	---------

New Jersey Department of Transportation  
Jan 2022 - Dec 2022

12:15 Tuesday, January 3, 2023 462

HISTORICAL BID PRICE LISTING  
BY REGION

REGION: S

PAY ITEM	CALENDAR QUARTER	CONTRACT NUMBER	COUNTY LOCATION	PROJECT DESCRIPTION	BID QUANTITY	AWARD PRICE	SECOND BIDDER	THIRD BIDDER	ESTIMATE
HOT MIX ASPHALT 25 M 64 BASE COURSE / T		22408	ATLANTIC	STATE	500	\$75.00	\$105.00		\$75.00
401099M	2022Q2	22124	CUMBERLAND	NHP-0555 (303)	12	\$675.00	\$145.00	\$541.00	\$175.00
		22103	BURLINGTON	NHP-0206 (333)	2,787	\$105.00	\$120.00	\$150.00	\$97.00
	2022Q4	22139	GLOUCESTER	NHP-0040 (318)	1,868	\$100.00	\$95.00	\$150.00	\$120.00

New Jersey Department of Transportation

12:15 Tuesday, January 3, 2023 463

Jan 2022 - Dec 2022

HISTORICAL BID PRICE LISTING  
BY REGION

REGION: S

PAY ITEM	CALENDAR QUARTER	CONTRACT NUMBER	COUNTY LOCATION	PROJECT DESCRIPTION	BID QUANTITY	AWARD PRICE	SECOND BIDDER	THIRD BIDDER	ESTIMATE
CORE SAMPLES, HOT MIX ASPHALT / U									
401108M	2022Q1	22408	ATLANTIC	STATE	70	\$0.01	\$0.01		\$110.00
		22407	CUMBERLAND	STATE	120	\$10.00			\$100.00
		22406	BURLINGTON	STATE	145	\$50.00	\$70.00	\$150.00	\$110.00
		22407	CUMBERLAND	STATE	250	\$0.01			\$100.00
		22408	ATLANTIC	STATE	250	\$0.01	\$0.01		\$100.00
	2022Q2	22111	BURLINGTON	NHP-0068 (301)	10	\$300.00			\$839.00
		22114	CAMDEN	NHP-0076 (207)	15	\$50.00	\$200.00	\$500.00	\$160.00
		22124	CUMBERLAND	NHP-0555 (303)	15	\$200.00	\$105.00	\$261.00	\$176.00
	2022Q4	22139	GLOUCESTER	NHP-0040 (318)	25	\$150.00	\$168.00	\$150.00	\$250.00

-----  
HMA LONGITUDINAL JOINT REPAIR / SY

401113M	2022Q4	22151	ATLANTIC	NHPP-0030 (368)	1,000	\$100.00			\$20.00
---------	--------	-------	----------	-----------------	-------	----------	--	--	---------

New Jersey Department of Transportation  
Jan 2022 - Dec 2022

12:15 Tuesday, January 3, 2023 464

HISTORICAL BID PRICE LISTING  
BY REGION

REGION: S

PAY ITEM	CALENDAR QUARTER	CONTRACT NUMBER	COUNTY LOCATION	PROJECT DESCRIPTION	BID QUANTITY	AWARD PRICE	SECOND BIDDER	THIRD BIDDER	ESTIMATE
ULTRA-THIN FRICTION COURSE / T									
403003M	2022Q3	22140	GLOUCESTER	NHP-0055 (304)	12,900	\$240.00	\$220.00		\$160.00

-----  
POLYMER MODIFIED TACK COAT / GAL

403005M	2022Q2	22136	CAMDEN	NHP-0042 (306)	68,150	\$0.01	\$6.94		\$5.00
	2022Q3	22140	GLOUCESTER	NHP-0055 (304)	76,000	\$4.10	\$6.49		\$5.00

New Jersey Department of Transportation  
Jan 2022 - Dec 2022

12:15 Tuesday, January 3, 2023 465

HISTORICAL BID PRICE LISTING  
BY REGION

REGION: S

PAY ITEM	CALENDAR QUARTER	CONTRACT NUMBER	COUNTY LOCATION	PROJECT DESCRIPTION	BID QUANTITY	AWARD PRICE	SECOND BIDDER	THIRD BIDDER	ESTIMATE
STONE MATRIX ASPHALT 12.5 MM SURFACE COU / T									
404006M	2022Q1	22407	CUMBERLAND	STATE	1,500	\$195.00			\$120.00
		22408	ATLANTIC	STATE	1,500	\$195.00	\$175.00		\$120.00
		22406	BURLINGTON	STATE	35,328	\$108.39	\$123.50	\$112.55	\$116.00

New Jersey Department of Transportation  
Jan 2022 - Dec 2022  
12:15 Tuesday, January 3, 2023 466

HISTORICAL BID PRICE LISTING  
BY REGION

REGION: S

PAY ITEM	CALENDAR QUARTER	CONTRACT NUMBER	COUNTY LOCATION	PROJECT DESCRIPTION	BID QUANTITY	AWARD PRICE	SECOND BIDDER	THIRD BIDDER	ESTIMATE
ULTRA-HPTO / T									
406010M	2022Q2	22136	CAMDEN	NHP-0042 (306)	25,713	\$212.00	\$320.00		\$125.00

New Jersey Department of Transportation  
Jan 2022 - Dec 2022  
12:15 Tuesday, January 3, 2023 467

HISTORICAL BID PRICE LISTING  
BY REGION

REGION: S

PAY ITEM	CALENDAR QUARTER	CONTRACT NUMBER	COUNTY LOCATION	PROJECT DESCRIPTION	BID QUANTITY	AWARD PRICE	SECOND BIDDER	THIRD BIDDER	ESTIMATE
MICROPAVING JOINTS / LF									
421007M	2022Q2	22111	BURLINGTON	NHP-0068 (301)	17,700	\$4.10			\$5.00
		22136	CAMDEN	NHP-0042 (306)	45,676	\$3.25	\$4.25		\$5.00
		22130	CAPE MAY	NHP-0083 (300)	59,690	\$4.10			\$5.00
		22109	CUMBERLAND	NHP-D00S (580)	87,008	\$4.10			\$4.00
	2022Q3	22138	GLOUCESTER	NHP-0322 (330)	30,000	\$4.10			\$4.00
		22140	GLOUCESTER	NHP-0055 (304)	109,216	\$10.00	\$4.98		\$4.00
	2022Q4	22151	ATLANTIC	NHPP-0030 (368)	11,737	\$4.97			\$5.00
		22156	BURLINGTON	NHP-0009 (332)	22,300	\$4.90			\$5.00

SLURRY SEAL AGGREGATE, TYPE II / T

421010M	2022Q2	22109	CUMBERLAND	NHP-D00S (580)	1,500	\$113.89			\$170.00
		22130	CAPE MAY	NHP-0083 (300)	2,721	\$128.89			\$160.00
		22111	BURLINGTON	NHP-0068 (301)	3,645	\$121.79			\$121.00
	2022Q3	22138	GLOUCESTER	NHP-0322 (330)	1,300	\$128.89			\$155.00
		22140	GLOUCESTER	NHP-0055 (304)	3,093	\$110.00	\$119.73		\$120.00
	2022Q4	22151	ATLANTIC	NHPP-0030 (368)	2,574	\$126.00			\$180.00

SLURRY SEAL EMULSION / GAL

421011M	2022Q2	22109	CUMBERLAND	NHP-D00S(580)	44,500	\$10.76		\$18.00
		22130	CAPE MAY	NHP-0083(300)	80,456	\$10.88		\$20.00
		22111	BURLINGTON	NHP-0068(301)	108,308	\$11.09		\$12.00
	2022Q3	22138	GLOUCESTER	NHP-0322(330)	34,975	\$11.09		\$18.00
		22140	GLOUCESTER	NHP-0055(304)	91,194	\$9.15	\$11.50	\$15.00
	2022Q4	22151	ATLANTIC	NHPP-0030(368)	57,813	\$11.73		\$22.00

New Jersey Department of Transportation  
Jan 2022 - Dec 2022

12:15 Tuesday, January 3, 2023 468

HISTORICAL BID PRICE LISTING  
BY REGION

REGION: S

PAY ITEM	CALENDAR QUARTER	CONTRACT NUMBER	COUNTY LOCATION	PROJECT DESCRIPTION	BID QUANTITY	AWARD PRICE	SECOND BIDDER	THIRD BIDDER	ESTIMATE
FOG SEAL STRIP / LF									
422004M	2022Q1	22407	CUMBERLAND	STATE	5,000	\$0.01			\$1.00
		22408	ATLANTIC	STATE	5,000	\$1.50	\$1.00		\$1.00
		22408	ATLANTIC	STATE	21,591	\$1.00	\$1.00		\$1.50
		22407	CUMBERLAND	STATE	40,791	\$0.01			\$1.50
	2022Q2	22109	CUMBERLAND	NHP-D00S(580)	32,358	\$0.95			\$2.00
	2022Q4	22139	GLOUCESTER	NHP-0040(318)	586	\$3.00	\$8.00	\$3.50	\$3.00
		22151	ATLANTIC	NHPP-0030(368)	10,670	\$0.95			\$2.00

New Jersey Department of Transportation  
Jan 2022 - Dec 2022

12:15 Tuesday, January 3, 2023 469

HISTORICAL BID PRICE LISTING  
BY REGION

REGION: S

PAY ITEM	CALENDAR QUARTER	CONTRACT NUMBER	COUNTY LOCATION	PROJECT DESCRIPTION	BID QUANTITY	AWARD PRICE	SECOND BIDDER	THIRD BIDDER	ESTIMATE
CHIP SEAL PG88-22FR / SY									
424110M	2022Q4	22156	BURLINGTON	NHP-0009(332)	117,087	\$6.97			\$5.00

New Jersey Department of Transportation  
Jan 2022 - Dec 2022

12:15 Tuesday, January 3, 2023 470

HISTORICAL BID PRICE LISTING  
BY REGION

REGION: S

PAY ITEM	CALENDAR QUARTER	CONTRACT NUMBER	COUNTY LOCATION	PROJECT DESCRIPTION	BID QUANTITY	AWARD PRICE	SECOND BIDDER	THIRD BIDDER	ESTIMATE
PARTIAL DEPTH CONCRETE REPAIR, HOT APPL / SY									
452004M	2022Q2	22136	CAMDEN	NHP-0042(306)	914	\$1,200	\$2,500		\$1,200
New Jersey Department of Transportation Jan 2022 - Dec 2022							12:15 Tuesday, January 3, 2023 471		

HISTORICAL BID PRICE LISTING  
BY REGION

REGION: S

PAY ITEM	CALENDAR QUARTER	CONTRACT NUMBER	COUNTY LOCATION	PROJECT DESCRIPTION	BID QUANTITY	AWARD PRICE	SECOND BIDDER	THIRD BIDDER	ESTIMATE
FULL DEPTH CONCRETE PAVEMENT REPAIR, HMA / SY									
453006M	2022Q1	22406	BURLINGTON	STATE	100	\$112.14	\$50.00	\$200.00	\$200.00
		22408	ATLANTIC	STATE	100	\$40.00	\$50.00		\$200.00
		22407	CUMBERLAND	STATE	244	\$25.00			\$200.00
		22407	CUMBERLAND	STATE	375	\$0.75			\$132.00
		22408	ATLANTIC	STATE	375	\$0.75	\$0.01		\$132.00
2022Q2	22114	CAMDEN	NHP-0076(207)	50	\$175.00	\$25.00	\$100.00	\$180.00	
	22109	CUMBERLAND	NHP-D00S(580)	200	\$160.00			\$150.00	
	22111	BURLINGTON	NHP-0068(301)	300	\$153.00			\$127.00	
	22130	CAPE MAY	NHP-0083(300)	400	\$100.00			\$170.00	
2022Q4	22151	ATLANTIC	NHPP-0030(368)	30	\$500.00			\$85.00	

-----  
FULL DEPTH CONCRETE PAVEMENT REPAIR, PRE / SY

453013M	2022Q2	22136	CAMDEN	NHP-0042(306)	2,193	\$1,500	\$1,050		\$600.00
New Jersey Department of Transportation Jan 2022 - Dec 2022							12:15 Tuesday, January 3, 2023 472		

HISTORICAL BID PRICE LISTING  
BY REGION

REGION: S

PAY ITEM	CALENDAR QUARTER	CONTRACT NUMBER	COUNTY LOCATION	PROJECT DESCRIPTION	BID QUANTITY	AWARD PRICE	SECOND BIDDER	THIRD BIDDER	ESTIMATE
CLEANING AND SEALING JOINTS AND CRACKS I / LF									
456006M	2022Q2	22136	CAMDEN	NHP-0042(306)	495	\$15.00	\$13.50		\$7.00
New Jersey Department of Transportation Jan 2022 - Dec 2022							12:15 Tuesday, January 3, 2023 473		

HISTORICAL BID PRICE LISTING  
BY REGION

REGION: S

PAY ITEM	CALENDAR QUARTER	CONTRACT NUMBER	COUNTY LOCATION	PROJECT DESCRIPTION	BID QUANTITY	AWARD PRICE	SECOND BIDDER	THIRD BIDDER	ESTIMATE
TEMPORARY SHEETING / SF									
501003P	2022Q2	22124	CUMBERLAND	NHP-0555 (303)	480	\$1.00	\$55.00	\$122.00	\$55.00
		22103	BURLINGTON	NHP-0206 (333)	602	\$0.01	\$75.00	\$0.01	\$60.00
		22103	BURLINGTON	NHP-0206 (333)	705	\$0.01	\$1.00	\$0.01	\$55.00
		22103	BURLINGTON	NHP-0206 (333)	2,454	\$0.01	\$75.00	\$0.01	\$25.00
		22114	CAMDEN	NHP-0076 (207)	2,560	\$1.00	\$0.01	\$1.00	\$60.00

PERMANENT SHEETING / SF

501006P	2022Q2	22114	CAMDEN	NHP-0076 (207)	2,933	\$8.00	\$59.00	\$74.00	\$100.00
---------	--------	-------	--------	----------------	-------	--------	---------	---------	----------

New Jersey Department of Transportation  
Jan 2022 - Dec 2022

12:15 Tuesday, January 3, 2023 474

HISTORICAL BID PRICE LISTING  
BY REGION

REGION: S

PAY ITEM	CALENDAR QUARTER	CONTRACT NUMBER	COUNTY LOCATION	PROJECT DESCRIPTION	BID QUANTITY	AWARD PRICE	SECOND BIDDER	THIRD BIDDER	ESTIMATE
REINFORCEMENT STEEL, EPOXY-COATED / LB									
504006P	2022Q2	22124	CUMBERLAND	NHP-0555 (303)	201,075	\$2.25	\$2.05	\$2.55	\$3.00
CONCRETE FOOTING / CY									
504015P	2022Q2	22125	BURLINGTON	NHP-D00S (589)	2	\$3,700	\$3,800	\$7,400	\$1,000
		22124	CUMBERLAND	NHP-0555 (303)	45	\$1,800	\$1,500	\$2,230	\$650.00
CONCRETE WING WALL / CY									
504018P	2022Q2	22124	CUMBERLAND	NHP-0555 (303)	10	\$9,500	\$3,400	\$12,600	\$2,800
CONCRETE ABUTMENT WALL / CY									
504024P	2022Q2	22124	CUMBERLAND	NHP-0555 (303)	71	\$3,800	\$1,650	\$4,250	\$1,150
CONCRETE PIER COLUMN AND CAP / CY									
504027P	2022Q2	22124	CUMBERLAND	NHP-0555 (303)	21	\$3,100	\$4,000	\$5,930	\$2,100
EPOXY WATERPROOFING / SY									
504036P	2022Q2	22124	CUMBERLAND	NHP-0555 (303)	86	\$135.00	\$97.50	\$63.75	\$115.00



-----  
 CONCRETE PYLON / LF

504053P	2022Q2	22125	BURLINGTON	NHP-D00S(589)	4	\$3,800	\$2,000	\$3,050	\$1,500
---------	--------	-------	------------	---------------	---	---------	---------	---------	---------

New Jersey Department of Transportation  
 Jan 2022 - Dec 2022  
 12:15 Tuesday, January 3, 2023 475

HISTORICAL BID PRICE LISTING  
 BY REGION

REGION: S

PAY ITEM	CALENDAR QUARTER	CONTRACT NUMBER	COUNTY LOCATION	PROJECT DESCRIPTION	BID QUANTITY	AWARD PRICE	SECOND BIDDER	THIRD BIDDER	ESTIMATE
STRUCTURAL STEEL / LS									

506003P	2022Q2	22124	CUMBERLAND	NHP-0555(303)	1	\$3,077,000	\$2,341,000	\$2,464,600	\$2,000,000
---------	--------	-------	------------	---------------	---	-------------	-------------	-------------	-------------

-----  
 REINFORCED ELASTOMERIC BEARING ASSEMBLY / U

506006P	2022Q2	22124	CUMBERLAND	NHP-0555(303)	27	\$5,000	\$5,000	\$4,080	\$2,500
---------	--------	-------	------------	---------------	----	---------	---------	---------	---------

-----  
 SHEAR CONNECTOR / U

506012P	2022Q2	22124	CUMBERLAND	NHP-0555(303)	6,642	\$5.00	\$1.00	\$7.60	\$5.00
---------	--------	-------	------------	---------------	-------	--------	--------	--------	--------

New Jersey Department of Transportation  
 Jan 2022 - Dec 2022  
 12:15 Tuesday, January 3, 2023 476

HISTORICAL BID PRICE LISTING  
 BY REGION

REGION: S

PAY ITEM	CALENDAR QUARTER	CONTRACT NUMBER	COUNTY LOCATION	PROJECT DESCRIPTION	BID QUANTITY	AWARD PRICE	SECOND BIDDER	THIRD BIDDER	ESTIMATE
STRIP SEAL EXPANSION JOINT ASSEMBLY / LF									

507015P	2022Q2	22124	CUMBERLAND	NHP-0555(303)	124	\$725.00	\$750.00	\$797.00	\$350.00
---------	--------	-------	------------	---------------	-----	----------	----------	----------	----------

-----  
 CONCRETE BRIDGE DECK, HPC / CY

507024P	2022Q2	22124	CUMBERLAND	NHP-0555(303)	421	\$1,100	\$1,450	\$1,260	\$1,125
---------	--------	-------	------------	---------------	-----	---------	---------	---------	---------

-----  
 DATE PANEL / U

507027M	2022Q2	22125	BURLINGTON	NHP-D00S(589)	1	\$500	\$2,500	\$750	\$2,000
		22125	BURLINGTON	NHP-D00S(589)	1	\$500	\$2,500	\$750	\$2,000
		22124	CUMBERLAND	NHP-0555(303)	2	\$1,800	\$450	\$557	\$2,500

-----  
 CONCRETE BRIDGE SIDEWALK / CY

507030P	2022Q2	22125	BURLINGTON	NHP-D00S (589)	3	\$4,900	\$2,500	\$7,500	\$2,000
		22125	BURLINGTON	NHP-D00S (589)	3	\$4,900	\$2,500	\$7,500	\$2,000
		22125	BURLINGTON	NHP-D00S (589)	6	\$2,700	\$2,500	\$5,350	\$2,000

-----  
CONCRETE BRIDGE SIDEWALK, HPC / CY

507033P	2022Q2	22124	CUMBERLAND	NHP-0555 (303)	84	\$600	\$1,300	\$1,050	\$1,000
---------	--------	-------	------------	----------------	----	-------	---------	---------	---------

-----  
CONCRETE BRIDGE PARAPET / LF

507036P	2022Q2	22125	BURLINGTON	NHP-D00S (589)	13	\$1,200	\$1,250	\$2,850	\$1,200
---------	--------	-------	------------	----------------	----	---------	---------	---------	---------

-----  
BARRIER PARAPET MODIFICATIONS / LF

507037P	2022Q2	22125	BURLINGTON	NHP-D00S (589)	13	\$1,300	\$1,250	\$2,850	\$1,500
		22125	BURLINGTON	NHP-D00S (589)	26	\$1,300	\$1,250	\$2,150	\$1,500
		22125	BURLINGTON	NHP-D00S (589)	26	\$1,300	\$1,250	\$2,150	\$1,500
		22125	BURLINGTON	NHP-D00S (589)	55	\$1,000	\$1,250	\$2,050	\$1,500

New Jersey Department of Transportation  
Jan 2022 - Dec 2022

12:15 Tuesday, January 3, 2023 477

HISTORICAL BID PRICE LISTING  
BY REGION

REGION: S

PAY ITEM	CALENDAR QUARTER	CONTRACT NUMBER	COUNTY LOCATION	PROJECT DESCRIPTION	BID QUANTITY	AWARD PRICE	SECOND BIDDER	THIRD BIDDER	ESTIMATE
-----	-----	-----	-----	-----	-----	-----	-----	-----	-----
BARRIER PARAPET MODIFICATIONS / LF									
507037P	(cont)	22125	BURLINGTON	NHP-D00S (589)	62	\$875	\$1,250	\$1,900	\$1,500

-----  
CONCRETE BRIDGE PARAPET, HPC / LF

507039P	2022Q2	22124	CUMBERLAND	NHP-0555 (303)	480	\$280.00	\$175.00	\$296.00	\$500.00
---------	--------	-------	------------	----------------	-----	----------	----------	----------	----------

-----  
CONCRETE SLEEPER SLAB / CY

507050M	2022Q2	22124	CUMBERLAND	NHP-0555 (303)	72	\$1,400	\$1,100	\$1,300	\$900.00
---------	--------	-------	------------	----------------	----	---------	---------	---------	----------

-----  
CONCRETE BRIDGE RELIEF SLAB / SY

507054P	2022Q2	22124	CUMBERLAND	NHP-0555 (303)	156	\$600.00	\$550.00	\$443.00	\$600.00
---------	--------	-------	------------	----------------	-----	----------	----------	----------	----------

New Jersey Department of Transportation  
Jan 2022 - Dec 2022

12:15 Tuesday, January 3, 2023 478

HISTORICAL BID PRICE LISTING  
BY REGION

REGION: S

PAY ITEM	CALENDAR QUARTER	CONTRACT NUMBER	COUNTY LOCATION	PROJECT DESCRIPTION	BID QUANTITY	AWARD PRICE	SECOND BIDDER	THIRD BIDDER	ESTIMATE
CHAIN-LINK FENCE, TYPE IV / LF									
509083P	2022Q2	22124	CUMBERLAND	NHP-0555(303)	460	\$185.00	\$285.00	\$365.00	\$400.00
New Jersey Department of Transportation Jan 2022 - Dec 2022							12:15 Tuesday, January 3, 2023	479	

HISTORICAL BID PRICE LISTING  
BY REGION

REGION: S

PAY ITEM	CALENDAR QUARTER	CONTRACT NUMBER	COUNTY LOCATION	PROJECT DESCRIPTION	BID QUANTITY	AWARD PRICE	SECOND BIDDER	THIRD BIDDER	ESTIMATE
BRIDGE COMB RAILING (1 RAIL, STEEL) / LF									
509150P	2022Q2	22124	CUMBERLAND	NHP-0555(303)	460	\$165.00	\$165.00	\$235.00	\$300.00
New Jersey Department of Transportation Jan 2022 - Dec 2022							12:15 Tuesday, January 3, 2023	480	

HISTORICAL BID PRICE LISTING  
BY REGION

REGION: S

PAY ITEM	CALENDAR QUARTER	CONTRACT NUMBER	COUNTY LOCATION	PROJECT DESCRIPTION	BID QUANTITY	AWARD PRICE	SECOND BIDDER	THIRD BIDDER	ESTIMATE
LANDSCAPE RETAINING WALL / SF									
513015P	2022Q2	22103	BURLINGTON	NHP-0206(333)	208	\$175.00	\$110.00	\$150.00	\$250.00
		22103	BURLINGTON	NHP-0206(333)	231	\$175.00	\$96.00	\$150.00	\$250.00
		22103	BURLINGTON	NHP-0206(333)	957	\$175.00	\$84.00	\$150.00	\$200.00
New Jersey Department of Transportation Jan 2022 - Dec 2022							12:15 Tuesday, January 3, 2023	481	

HISTORICAL BID PRICE LISTING  
BY REGION

REGION: S

PAY ITEM	CALENDAR QUARTER	CONTRACT NUMBER	COUNTY LOCATION	PROJECT DESCRIPTION	BID QUANTITY	AWARD PRICE	SECOND BIDDER	THIRD BIDDER	ESTIMATE
HEADER RECONSTRUCTION / LF									
551021M	2022Q2	22125	BURLINGTON	NHP-D00S(589)	4	\$3,800	\$1,250	\$8,000	\$1,500
		22125	BURLINGTON	NHP-D00S(589)	6	\$2,100	\$1,250	\$5,350	\$1,500
New Jersey Department of Transportation Jan 2022 - Dec 2022							12:15 Tuesday, January 3, 2023	482	

HISTORICAL BID PRICE LISTING  
BY REGION

REGION: S

PAY ITEM	CALENDAR QUARTER	CONTRACT NUMBER	COUNTY LOCATION	PROJECT DESCRIPTION	BID QUANTITY	AWARD PRICE	SECOND BIDDER	THIRD BIDDER	ESTIMATE
PRESSURE INJECTION, CONCRETE CRACKS / LF									
552003M	2022Q2	22124	CUMBERLAND	NHP-0555(303)	10	\$350.00	\$430.00	\$471.00	\$125.00
New Jersey Department of Transportation Jan 2022 - Dec 2022							12:15 Tuesday, January 3, 2023 483		

HISTORICAL BID PRICE LISTING  
BY REGION

REGION: S

PAY ITEM	CALENDAR QUARTER	CONTRACT NUMBER	COUNTY LOCATION	PROJECT DESCRIPTION	BID QUANTITY	AWARD PRICE	SECOND BIDDER	THIRD BIDDER	ESTIMATE
SUBSTRUCTURE CONCRETE REPAIR / SF									
555003M	2022Q2	22124	CUMBERLAND	NHP-0555(303)	225	\$500.00	\$675.00	\$463.00	\$1,000
New Jersey Department of Transportation Jan 2022 - Dec 2022							12:15 Tuesday, January 3, 2023 484		

HISTORICAL BID PRICE LISTING  
BY REGION

REGION: S

PAY ITEM	CALENDAR QUARTER	CONTRACT NUMBER	COUNTY LOCATION	PROJECT DESCRIPTION	BID QUANTITY	AWARD PRICE	SECOND BIDDER	THIRD BIDDER	ESTIMATE
15" REINFORCED CONCRETE PIPE / LF									
601122P	2022Q2	22103	BURLINGTON	NHP-0206(333)	2,443	\$85.00	\$100.00	\$120.00	\$50.00
-----									
18" REINFORCED CONCRETE PIPE / LF									
601124P	2022Q2	22103	BURLINGTON	NHP-0206(333)	1,463	\$86.00	\$110.00	\$130.00	\$70.00
-----									
24" REINFORCED CONCRETE PIPE / LF									
601128P	2022Q2	22103	BURLINGTON	NHP-0206(333)	831	\$110.00	\$120.00	\$140.00	\$105.00
-----									
30" REINFORCED CONCRETE PIPE / LF									
601132P	2022Q2	22103	BURLINGTON	NHP-0206(333)	172	\$150.00	\$135.00	\$175.00	\$140.00
-----									

18" REINFORCED CONCRETE PIPE, CLASS IV / LF

601160P	2022Q2	22103	BURLINGTON	NHP-0206(333)	96	\$95.00	\$124.00	\$150.00	\$150.00
---------	--------	-------	------------	---------------	----	---------	----------	----------	----------

24" REINFORCED CONCRETE PIPE, CLASS IV / LF

601164P	2022Q2	22103	BURLINGTON	NHP-0206(333)	74	\$135.51	\$125.00	\$160.00	\$74.00
---------	--------	-------	------------	---------------	----	----------	----------	----------	---------

New Jersey Department of Transportation  
Jan 2022 - Dec 2022

12:15 Tuesday, January 3, 2023 485

HISTORICAL BID PRICE LISTING  
BY REGION

REGION: S

PAY ITEM	CALENDAR QUARTER	CONTRACT NUMBER	COUNTY LOCATION	PROJECT DESCRIPTION	BID QUANTITY	AWARD PRICE	SECOND BIDDER	THIRD BIDDER	ESTIMATE
----------	------------------	-----------------	-----------------	---------------------	--------------	-------------	---------------	--------------	----------

18" REINFORCED CONCRETE END SECTION / U

601372M	2022Q2	22103	BURLINGTON	NHP-0206(333)	1	\$1,800	\$2,028	\$3,000	\$1,500
---------	--------	-------	------------	---------------	---	---------	---------	---------	---------

24" REINFORCED CONCRETE END SECTION / U

601376M	2022Q2	22103	BURLINGTON	NHP-0206(333)	2	\$2,000	\$3,010	\$4,000	\$2,500
---------	--------	-------	------------	---------------	---	---------	---------	---------	---------

New Jersey Department of Transportation  
Jan 2022 - Dec 2022

12:15 Tuesday, January 3, 2023 486

HISTORICAL BID PRICE LISTING  
BY REGION

REGION: S

PAY ITEM	CALENDAR QUARTER	CONTRACT NUMBER	COUNTY LOCATION	PROJECT DESCRIPTION	BID QUANTITY	AWARD PRICE	SECOND BIDDER	THIRD BIDDER	ESTIMATE
----------	------------------	-----------------	-----------------	---------------------	--------------	-------------	---------------	--------------	----------

8" PERFORATED HD POLYETHYLENE PIPE / LF

601419P	2022Q2	22124	CUMBERLAND	NHP-0555(303)	200	\$75.00	\$60.00	\$40.75	\$60.00
---------	--------	-------	------------	---------------	-----	---------	---------	---------	---------

New Jersey Department of Transportation  
Jan 2022 - Dec 2022

12:15 Tuesday, January 3, 2023 487

HISTORICAL BID PRICE LISTING  
BY REGION

REGION: S

PAY ITEM	CALENDAR QUARTER	CONTRACT NUMBER	COUNTY LOCATION	PROJECT DESCRIPTION	BID QUANTITY	AWARD PRICE	SECOND BIDDER	THIRD BIDDER	ESTIMATE
----------	------------------	-----------------	-----------------	---------------------	--------------	-------------	---------------	--------------	----------

CLEANING EXISTING PIPE, 12" TO 24" DIAME / LF

601670M	2022Q1	22406	BURLINGTON	STATE	500	\$7.75	\$8.00	\$8.50	\$30.00
		22407	CUMBERLAND	STATE	500	\$10.00			\$30.00

22408	ATLANTIC	STATE	500	\$10.00	\$5.00	\$30.00
2022Q2 22103	BURLINGTON	NHP-0206(333)	400	\$12.50	\$12.00	\$20.00

New Jersey Department of Transportation 12:15 Tuesday, January 3, 2023 488  
Jan 2022 - Dec 2022

HISTORICAL BID PRICE LISTING  
BY REGION

REGION: S

PAY ITEM	CALENDAR QUARTER	CONTRACT NUMBER	COUNTY LOCATION	PROJECT DESCRIPTION	BID QUANTITY	AWARD PRICE	SECOND BIDDER	THIRD BIDDER	ESTIMATE
CONCRETE HEADWALL / CY									
602006P	2022Q2	22103	BURLINGTON	NHP-0206(333)	4	\$1,500	\$1,055	\$1,400	\$1,500
-----									
INLET, TYPE B / U									
602012M	2022Q2	22103	BURLINGTON	NHP-0206(333)	40	\$5,000	\$5,200	\$8,000	\$8,000
-----									
INLET, TYPE DOUBLE B / U									
602013M	2022Q2	22103	BURLINGTON	NHP-0206(333)	13	\$7,900	\$9,160	\$11,000	\$5,000
-----									
INLET, TYPE E / U									
602018M	2022Q2	22103	BURLINGTON	NHP-0206(333)	22	\$5,000	\$5,200	\$8,000	\$5,000
-----									
INLET, TYPE DOUBLE E / U									
602019M	2022Q2	22103	BURLINGTON	NHP-0206(333)	7	\$7,000	\$8,450	\$11,000	\$5,000
-----									
INLET, TYPE B-2 / U									
602027M	2022Q2	22103	BURLINGTON	NHP-0206(333)	1	\$5,500	\$6,918	\$15,000	\$7,500
-----									
STORM DRAIN MARKER / U									
602031M	2022Q1	22408	ATLANTIC	STATE	4	\$25.00	\$25.00		\$35.00
		22406	BURLINGTON	STATE	10	\$13.95	\$25.00	\$150.00	\$35.00
		22407	CUMBERLAND	STATE	10	\$50.00			\$35.00
-----									
INLET, TYPE B MODIFIED / U									
602045M	2022Q2	22125	BURLINGTON	NHP-D00S(589)	1	\$8,000	\$9,500	\$8,650	\$5,500

New Jersey Department of Transportation 12:15 Tuesday, January 3, 2023 489  
Jan 2022 - Dec 2022

HISTORICAL BID PRICE LISTING  
BY REGION

REGION: S

PAY ITEM	CALENDAR QUARTER	CONTRACT NUMBER	COUNTY LOCATION	PROJECT DESCRIPTION	BID QUANTITY	AWARD PRICE	SECOND BIDDER	THIRD BIDDER	ESTIMATE
MANHOLE, 4' DIAMETER / U									
602054M	2022Q2	22103	BURLINGTON	NHP-0206(333)	5	\$5,500	\$6,470	\$8,000	\$4,036
-----									
INLET, TYPE B, USING EXISTING CASTING / U									
602066M	2022Q2	22136	CAMDEN	NHP-0042(306)	1	\$2,000	\$3,200		\$1,400
-----									
RESET EXISTING CASTING / U									
602099M	2022Q1	22406	BURLINGTON	STATE	5	\$550.00	\$275.00	\$500.00	\$600.00
		22407	CUMBERLAND	STATE	5	\$75.00			\$600.00
		22408	ATLANTIC	STATE	5	\$100.00	\$0.01		\$600.00
		22407	CUMBERLAND	STATE	25	\$0.01			\$825.00
		22408	ATLANTIC	STATE	25	\$0.01	\$0.01		\$825.00
	2022Q3	22140	GLOUCESTER	NHP-0055(304)	5	\$100	\$2,500		\$750.00
	2022Q4	22151	ATLANTIC	NHPP-0030(368)	5	\$3,000			\$800.00

New Jersey Department of Transportation  
Jan 2022 - Dec 2022

12:15 Tuesday, January 3, 2023 490

HISTORICAL BID PRICE LISTING  
BY REGION

REGION: S

PAY ITEM	CALENDAR QUARTER	CONTRACT NUMBER	COUNTY LOCATION	PROJECT DESCRIPTION	BID QUANTITY	AWARD PRICE	SECOND BIDDER	THIRD BIDDER	ESTIMATE
SET INLET TYPE A, CASTING / U									
602102M	2022Q1	22408	ATLANTIC	STATE	2	\$750.00	\$500.00		\$1,200
		22407	CUMBERLAND	STATE	3	\$250.00			\$1,200
		22406	BURLINGTON	STATE	6	\$650.00	\$800.00	\$655.00	\$1,200
		22407	CUMBERLAND	STATE	20	\$0.01			\$825.00
		22408	ATLANTIC	STATE	20	\$0.01	\$0.01		\$825.00
-----									
SET INLET TYPE B, CASTING / U									
602105M	2022Q1	22408	ATLANTIC	STATE	12	\$750	\$2,000		\$1,600
		22407	CUMBERLAND	STATE	20	\$0.01			\$1,430
		22408	ATLANTIC	STATE	20	\$0.01	\$0.01		\$1,430
		22407	CUMBERLAND	STATE	44	\$1,000			\$1,600
		22406	BURLINGTON	STATE	86	\$1,500	\$1,300	\$920	\$1,600
	2022Q2	22103	BURLINGTON	NHP-0206(333)	1	\$1,250	\$2,132	\$2,000	\$1,700

-----  
 SET INLET TYPE E, CASTING / U

602108M	2022Q1	22407	CUMBERLAND	STATE	5	\$1,000			\$1,700
		22406	BURLINGTON	STATE	7	\$650	\$1,400	\$965	\$1,700
		22408	ATLANTIC	STATE	8	\$750	\$2,000		\$1,700
		22407	CUMBERLAND	STATE	20	\$0.01			\$1,760
		22408	ATLANTIC	STATE	20	\$0.01	\$0.01		\$1,760

-----  
 SET INLET TYPE ES, CASTING / U

602111M	2022Q1	22408	ATLANTIC	STATE	2	\$750.00	\$500.00		\$4,000
		22406	BURLINGTON	STATE	3	\$2,625	\$3,200	\$965	\$4,000
		22407	CUMBERLAND	STATE	4	\$2,000			\$4,000
		22407	CUMBERLAND	STATE	5	\$0.01			\$2,310
		22408	ATLANTIC	STATE	5	\$0.01	\$0.01		\$2,310

-----  
 SET MANHOLE CASTING / U

602114M	2022Q1	22407	CUMBERLAND	STATE	2	\$250.00			\$900.00
---------	--------	-------	------------	-------	---	----------	--	--	----------

New Jersey Department of Transportation  
 Jan 2022 - Dec 2022

12:15 Tuesday, January 3, 2023 491

HISTORICAL BID PRICE LISTING  
 BY REGION

REGION: S

PAY ITEM	CALENDAR QUARTER	CONTRACT NUMBER	COUNTY LOCATION	PROJECT DESCRIPTION	BID QUANTITY	AWARD PRICE	SECOND BIDDER	THIRD BIDDER	ESTIMATE
SET MANHOLE CASTING / U									
602114M	(cont)	22408	ATLANTIC	STATE	6	\$400.00	\$500.00		\$900.00
		22407	CUMBERLAND	STATE	10	\$0.01			\$990.00
		22408	ATLANTIC	STATE	10	\$0.01	\$0.01		\$990.00
		22406	BURLINGTON	STATE	15	\$900.00	\$950.00	\$615.00	\$900.00

-----  
 SET SQUARE FRAMED MANHOLE CASTING, CIRCU / U

602117M	2022Q1	22407	CUMBERLAND	STATE	2	\$500.00			\$1,500
		22408	ATLANTIC	STATE	2	\$1,000	\$500		\$1,500
		22406	BURLINGTON	STATE	3	\$1,600	\$1,850	\$615	\$1,500
	2022Q2	22103	BURLINGTON	NHP-0206(333)	1	\$1,800	\$2,310	\$4,000	\$2,050

-----  
 RECONSTRUCTED INLET, TYPE A, USING EXIST / U

602120M	2022Q1	22407	CUMBERLAND	STATE	5	\$0.01			\$800.00
		22408	ATLANTIC	STATE	5	\$0.01	\$0.01		\$800.00

-----  
 RECONSTRUCTED INLET, TYPE B, USING EXIST / U



602123M	2022Q1	22407	CUMBERLAND	STATE	5	\$0.01			\$1,000
		22408	ATLANTIC	STATE	5	\$0.01	\$0.01		\$1,000
	2022Q2	22103	BURLINGTON	NHP-0206(333)	1	\$1,000	\$2,155	\$1,500	\$950.00

-----  
RECONSTRUCTED INLET, TYPE E, USING EXIST / U

602129M	2022Q1	22407	CUMBERLAND	STATE	5	\$0.01			\$1,600
		22408	ATLANTIC	STATE	5	\$0.01	\$0.01		\$1,600

-----  
RECONSTRUCTED INLET, TYPE A, USING NEW C / U

602150M	2022Q1	22406	BURLINGTON	STATE	2	\$1,700	\$950	\$1,135	\$1,800
---------	--------	-------	------------	-------	---	---------	-------	---------	---------

New Jersey Department of Transportation  
Jan 2022 - Dec 2022

12:15 Tuesday, January 3, 2023 492

HISTORICAL BID PRICE LISTING  
BY REGION

REGION: S

PAY ITEM	CALENDAR QUARTER	CONTRACT NUMBER	COUNTY LOCATION	PROJECT DESCRIPTION	BID QUANTITY	AWARD PRICE	SECOND BIDDER	THIRD BIDDER	ESTIMATE
-----									
RECONSTRUCTED INLET, TYPE A, USING NEW C / U									
602150M	(cont)	22408	ATLANTIC	STATE	2	\$500.00	\$600.00		\$1,800
		22407	CUMBERLAND	STATE	5	\$2,000			\$1,800
		22407	CUMBERLAND	STATE	10	\$0.01			\$1,100
		22408	ATLANTIC	STATE	10	\$0.01	\$0.01		\$1,100

-----  
RECONSTRUCTED INLET, TYPE B, USING NEW C / U

602153M	2022Q1	22408	ATLANTIC	STATE	3	\$500.00	\$900.00		\$2,000
		22406	BURLINGTON	STATE	11	\$2,130	\$1,450	\$1,401	\$2,000
		22407	CUMBERLAND	STATE	20	\$0.01			\$1,600
		22408	ATLANTIC	STATE	20	\$0.01	\$0.01		\$1,600
		22407	CUMBERLAND	STATE	40	\$2,000			\$2,000

-----  
RECONSTRUCTED INLET, TYPE E, USING NEW C / U

602159M	2022Q1	22406	BURLINGTON	STATE	2	\$2,250	\$1,400	\$1,450	\$2,300
		22408	ATLANTIC	STATE	2	\$500.00	\$600.00		\$2,300
		22407	CUMBERLAND	STATE	3	\$2,000			\$2,300
		22407	CUMBERLAND	STATE	10	\$0.01			\$1,650
		22408	ATLANTIC	STATE	10	\$0.01	\$0.01		\$1,650
	2022Q2	22103	BURLINGTON	NHP-0206(333)	1	\$1,700	\$3,305	\$2,000	\$2,500

-----  
RECONSTRUCTED INLET, TYPE ES, USING NEW / U

602160M	2022Q1	22407	CUMBERLAND	STATE	12	\$4,000			\$4,500
---------	--------	-------	------------	-------	----	---------	--	--	---------

-----  
 RECONSTRUCTED MANHOLE, USING EXISTING CA / U

602180M	2022Q1	22407	CUMBERLAND	STATE	5	\$0.01			\$2,200
		22408	ATLANTIC	STATE	5	\$0.01	\$0.01		\$2,200

-----  
 RECONSTRUCTED MANHOLE, USING NEW CASTING / U

602183M	2022Q1	22406	BURLINGTON	STATE	2	\$2,400	\$1,000	\$995	\$2,000
							New Jersey Department of Transportation		
							Jan 2022 - Dec 2022		
							12:15 Tuesday, January 3, 2023 493		

HISTORICAL BID PRICE LISTING  
 BY REGION

REGION: S

PAY ITEM	CALENDAR QUARTER	CONTRACT NUMBER	COUNTY LOCATION	PROJECT DESCRIPTION	BID QUANTITY	AWARD PRICE	SECOND BIDDER	THIRD BIDDER	ESTIMATE
-----									
RECONSTRUCTED MANHOLE, USING NEW CASTING / U									
602183M	(cont)	22407	CUMBERLAND	STATE	2	\$500.00			\$2,000
		22408	ATLANTIC	STATE	2	\$500.00	\$500.00		\$2,000
		22407	CUMBERLAND	STATE	5	\$0.01			\$1,540
		22408	ATLANTIC	STATE	5	\$0.01	\$0.01		\$1,540

New Jersey Department of Transportation  
 Jan 2022 - Dec 2022

12:15 Tuesday, January 3, 2023 494

HISTORICAL BID PRICE LISTING  
 BY REGION

REGION: S

PAY ITEM	CALENDAR QUARTER	CONTRACT NUMBER	COUNTY LOCATION	PROJECT DESCRIPTION	BID QUANTITY	AWARD PRICE	SECOND BIDDER	THIRD BIDDER	ESTIMATE
-----									
BICYCLE SAFE GRATE / U									
602210M	2022Q1	22408	ATLANTIC	STATE	5	\$100.00	\$350.00		\$400.00
		22407	CUMBERLAND	STATE	8	\$250.00			\$400.00
		22406	BURLINGTON	STATE	18	\$400.00	\$325.00	\$365.00	\$400.00
		22407	CUMBERLAND	STATE	100	\$10.00			\$275.00
		22408	ATLANTIC	STATE	100	\$10.00	\$10.00		\$275.00
	2022Q2	22111	BURLINGTON	NHP-0068 (301)	1	\$1,500			\$501.00
		22136	CAMDEN	NHP-0042 (306)	1	\$500.00	\$475.00		\$1,200

-----  
 CURB PIECE / U

602213M	2022Q1	22408	ATLANTIC	STATE	7	\$100.00	\$350.00		\$450.00
		22406	BURLINGTON	STATE	11	\$400.00	\$485.00	\$345.00	\$450.00
		22407	CUMBERLAND	STATE	14	\$250.00			\$450.00
		22407	CUMBERLAND	STATE	125	\$10.00			\$275.00

	22408	ATLANTIC	STATE		125	\$10.00	\$10.00		\$275.00
2022Q2	22124	CUMBERLAND	NHP-0555 (303)		1	\$500.00	\$875.00	\$550.00	\$600.00
	22130	CAPE MAY	NHP-0083 (300)		1	\$3,000			\$515.00
	22125	BURLINGTON	NHP-D00S (589)		25	\$475	\$750	\$1,400	\$385.00
	22136	CAMDEN	NHP-0042 (306)		40	\$350.00	\$750.00		\$520.00
2022Q3	22140	GLOUCESTER	NHP-0055 (304)		3	\$300	\$1,200		\$600.00

-----  
CLEANING DRAINAGE STRUCTURE / U

602216M	2022Q1	22407	CUMBERLAND	STATE	4	\$250.00			\$400.00
		22408	ATLANTIC	STATE	4	\$50.00	\$350.00		\$400.00
		22406	BURLINGTON	STATE	7	\$400.00	\$550.00	\$475.00	\$400.00
		22407	CUMBERLAND	STATE	50	\$5.00			\$375.00
		22408	ATLANTIC	STATE	50	\$5.00	\$10.00		\$375.00
	2022Q4	22139	GLOUCESTER	NHP-0040 (318)	9	\$250.00	\$350.00	\$700.00	\$500.00

-----  
OUTLET CONTROL STRUCTURE / U

602223M	2022Q2	22103	BURLINGTON	NHP-0206 (333)	3	\$12,500	\$7,565	\$20,000	\$9,392
---------	--------	-------	------------	----------------	---	----------	---------	----------	---------

New Jersey Department of Transportation  
Jan 2022 - Dec 2022

12:15 Tuesday, January 3, 2023 495

HISTORICAL BID PRICE LISTING  
BY REGION

REGION: S

PAY ITEM	CALENDAR QUARTER	CONTRACT NUMBER	COUNTY LOCATION	PROJECT DESCRIPTION	BID QUANTITY	AWARD PRICE	SECOND BIDDER	THIRD BIDDER	ESTIMATE
RIPRAP STONE CHANNEL PROTECTION, 12" THI / SY									
603036P	2022Q2	22103	BURLINGTON	NHP-0206 (333)	119	\$55.00	\$41.00	\$150.00	\$200.00

New Jersey Department of Transportation  
Jan 2022 - Dec 2022

12:15 Tuesday, January 3, 2023 496

HISTORICAL BID PRICE LISTING  
BY REGION

REGION: S

PAY ITEM	CALENDAR QUARTER	CONTRACT NUMBER	COUNTY LOCATION	PROJECT DESCRIPTION	BID QUANTITY	AWARD PRICE	SECOND BIDDER	THIRD BIDDER	ESTIMATE
CHAIN-LINK FENCE, ALUMINUM-COATED STEEL, / LF									
605009P	2022Q1	22426	CAMDEN	STATE	3,000	\$65.00	\$92.05		\$75.00

-----  
CHAIN-LINK FENCE, PVC-COATED STEEL, 6' H / LF

605027P	2022Q1	22426	CAMDEN	STATE	1,400	\$63.00	\$95.95		\$79.00
---------	--------	-------	--------	-------	-------	---------	---------	--	---------



GATE, CHAIN-LINK FENCE, PVC-COATED STEEL / U								
605105M	2022Q1	22426	CAMDEN	STATE	3	\$0.01	\$825.00	\$410.00

GATE, CHAIN-LINK FENCE, PVC-COATED STEEL / U								
605108M	2022Q1	22426	CAMDEN	STATE	3	\$0	\$1,345	\$460.00

GATE, CHAIN-LINK FENCE, PVC-COATED STEEL / U								
605111M	2022Q1	22426	CAMDEN	STATE	3	\$0	\$1,390	\$630.00

GATE, CHAIN-LINK FENCE, PVC-COATED STEEL / U								
605120M	2022Q1	22426	CAMDEN	STATE	3	\$0	\$1,835	\$650.00

SLIDING GATE, SECURITY FENCE, 12' WIDE / U								
605152M	2022Q1	22426	CAMDEN	STATE	2	\$0	\$4,440	\$4,125

REPAIRING CHAIN-LINK FENCE / LF								
605174M	2022Q1	22426	CAMDEN	STATE	2,000	\$55.00	\$71.52	\$68.00

BARRIER CURB MOUNTED FENCE / LF								
605175M	2022Q1	22426	CAMDEN	STATE	785	\$145.00	\$142.25	\$115.00

New Jersey Department of Transportation  
Jan 2022 - Dec 2022

12:15 Tuesday, January 3, 2023 499

HISTORICAL BID PRICE LISTING  
BY REGION

REGION: S

PAY ITEM	CALENDAR QUARTER	CONTRACT NUMBER	COUNTY LOCATION	PROJECT DESCRIPTION	BID QUANTITY	AWARD PRICE	SECOND BIDDER	THIRD BIDDER	ESTIMATE
RESET FENCE / LF									
605212P	2022Q1	22426	CAMDEN	STATE	250	\$145.00	\$142.25		\$145.00
		22426	CAMDEN	STATE	1,000	\$55.00	\$71.52		\$65.00

New Jersey Department of Transportation  
Jan 2022 - Dec 2022

12:15 Tuesday, January 3, 2023 500

HISTORICAL BID PRICE LISTING  
BY REGION

REGION: S

CALENDAR QUARTER	CONTRACT NUMBER	COUNTY LOCATION	PROJECT DESCRIPTION	BID QUANTITY	AWARD PRICE	SECOND BIDDER	THIRD BIDDER
------------------	-----------------	-----------------	---------------------	--------------	-------------	---------------	--------------

PAY ITEM	QUARTER	NUMBER	LOCATION	DESCRIPTION	QUANTITY	PRICE	BIDDER	BIDDER	ESTIMATE
CONCRETE SIDEWALK, 4" THICK / SY									
606012P	2022Q1	22407	CUMBERLAND	STATE	500	\$10.00			\$77.00
		22408	ATLANTIC	STATE	500	\$10.00	\$75.00		\$77.00
	2022Q2	22136	CAMDEN	NHP-0042 (306)	20	\$300.00	\$300.00		\$165.00
		22124	CUMBERLAND	NHP-0555 (303)	28	\$125.00	\$300.00	\$185.00	\$150.00
		22114	CAMDEN	NHP-0076 (207)	157	\$100.00	\$113.00	\$145.00	\$150.00
		22103	BURLINGTON	NHP-0206 (333)	521	\$100.00	\$80.00	\$120.00	\$120.00
		22132	CAMDEN	HSIP-D00S (574)	643	\$250.00	\$250.00	\$230.00	\$170.00
	2022Q4	22139	GLOUCESTER	NHP-0040 (318)	233	\$120.00	\$177.00	\$120.00	\$125.00

CONCRETE SIDEWALK, 6" THICK / SY

606018P	2022Q1	22408	ATLANTIC	STATE	142	\$175.00	\$100.00		\$100.00
		22407	CUMBERLAND	STATE	250	\$10.00			\$82.00
		22408	ATLANTIC	STATE	250	\$10.00	\$80.00		\$82.00
		22407	CUMBERLAND	STATE	562	\$250.00			\$100.00
		22406	BURLINGTON	STATE	770	\$130.00	\$155.00	\$100.00	\$100.00

CONCRETE SIDEWALK, 8" THICK / SY

606021P	2022Q2	22114	CAMDEN	NHP-0076 (207)	163	\$100.00	\$141.00	\$138.00	\$175.00
		22125	BURLINGTON	NHP-D00S (589)	527	\$225.00	\$400.00	\$305.00	\$140.00

HOT MIX ASPHALT DRIVEWAY, 4" THICK / SY

606036P	2022Q2	22111	BURLINGTON	NHP-0068 (301)	200	\$145.00			\$45.00
---------	--------	-------	------------	----------------	-----	----------	--	--	---------

HOT MIX ASPHALT DRIVEWAY, 6" THICK / SY

606039P	2022Q1	22406	BURLINGTON	STATE	147	\$70.00	\$105.00	\$155.00	\$55.00
		22407	CUMBERLAND	STATE	250	\$5.00			\$77.00
		22408	ATLANTIC	STATE	250	\$5.00	\$1.00		\$77.00
		22408	ATLANTIC	STATE	1,058	\$90.00	\$35.00		\$55.00

New Jersey Department of Transportation  
Jan 2022 - Dec 2022

12:15 Tuesday, January 3, 2023 501

HISTORICAL BID PRICE LISTING  
BY REGION

REGION: S

PAY ITEM	CALENDAR QUARTER	CONTRACT NUMBER	COUNTY LOCATION	PROJECT DESCRIPTION	BID QUANTITY	AWARD PRICE	SECOND BIDDER	THIRD BIDDER	ESTIMATE
HOT MIX ASPHALT DRIVEWAY, 6" THICK / SY									
606039P	(cont)	22407	CUMBERLAND	STATE	2,157	\$80.00			\$55.00
	2022Q2	22103	BURLINGTON	NHP-0206 (333)	4,395	\$60.00	\$50.00	\$90.00	\$133.00

	2022Q4	22139	GLOUCESTER	NHP-0040 (318)	142	\$100.00	\$135.00	\$100.00	\$75.00
-----									
HOT MIX ASPHALT DRIVEWAY, VARIABLE THICK / SY									
606042P	2022Q1	22407	CUMBERLAND	STATE	250	\$10.00			\$60.00
		22408	ATLANTIC	STATE	250	\$10.00	\$0.50		\$60.00
		22406	BURLINGTON	STATE	1,968	\$70.00	\$39.00	\$100.00	\$35.00
		22408	ATLANTIC	STATE	3,344	\$50.00	\$30.00		\$35.00
		22407	CUMBERLAND	STATE	3,658	\$40.00			\$35.00
-----									
STONE OR GRAVEL DRIVEWAY, 4" THICK / SY									
606043P	2022Q4	22139	GLOUCESTER	NHP-0040 (318)	103	\$50.00	\$120.00	\$70.00	\$24.00
-----									
CONCRETE DRIVEWAY, 6" THICK / SY									
606051P	2022Q1	22408	ATLANTIC	STATE	137	\$200.00	\$100.00		\$120.00
		22406	BURLINGTON	STATE	470	\$130.00	\$155.00	\$100.00	\$120.00
		22407	CUMBERLAND	STATE	1,432	\$250.00			\$120.00
	2022Q2	22132	CAMDEN	HSIP-D00S (574)	6	\$290.00	\$290.00	\$316.25	\$180.00
		22114	CAMDEN	NHP-0076 (207)	39	\$100.00	\$127.00	\$138.00	\$160.00
	2022Q4	22139	GLOUCESTER	NHP-0040 (318)	102	\$175.00	\$208.00	\$150.00	\$145.00
-----									
CONCRETE DRIVEWAY, REINFORCED, 8" THICK / SY									
606060P	2022Q1	22407	CUMBERLAND	STATE	80	\$275.00			\$200.00
		22406	BURLINGTON	STATE	134	\$140.00	\$210.00	\$140.00	\$200.00
		22408	ATLANTIC	STATE	143	\$225.00	\$110.00		\$200.00
-----									
New Jersey Department of Transportation							12:15 Tuesday, January 3, 2023 502		
Jan 2022 - Dec 2022									
HISTORICAL BID PRICE LISTING BY REGION									
REGION: S									
PAY ITEM	CALENDAR QUARTER	CONTRACT NUMBER	COUNTY LOCATION	PROJECT DESCRIPTION	BID QUANTITY	AWARD PRICE	SECOND BIDDER	THIRD BIDDER	ESTIMATE
-----									
CONCRETE ISLAND, 4" THICK / SY									
606075P	2022Q2	22125	BURLINGTON	NHP-D00S (589)	12	\$440.00	\$325.00	\$585.00	\$150.00
		22103	BURLINGTON	NHP-0206 (333)	231	\$100.00	\$80.00	\$175.00	\$164.00
	2022Q4	22139	GLOUCESTER	NHP-0040 (318)	119	\$150.00	\$160.00	\$100.00	\$125.00
-----									
CONCRETE ISLAND, 6" THICK / SY									
606078P	2022Q1	22406	BURLINGTON	STATE	125	\$140.00	\$155.00	\$100.00	\$120.00

-----  
 DETECTABLE WARNING SURFACE / SY

606084P	2022Q1	22408	ATLANTIC	STATE	9	\$500.00	\$500.00		\$360.00
		22407	CUMBERLAND	STATE	50	\$5.00			\$200.00
		22408	ATLANTIC	STATE	50	\$5.00	\$10.00		\$200.00
		22407	CUMBERLAND	STATE	51	\$200.00			\$360.00
		22406	BURLINGTON	STATE	92	\$280.00	\$120.00	\$500.00	\$360.00
	2022Q2	22136	CAMDEN	NHP-0042 (306)	5	\$300.00	\$150.00		\$275.00
		22124	CUMBERLAND	NHP-0555 (303)	6	\$275.00	\$400.00	\$530.00	\$275.00
		22103	BURLINGTON	NHP-0206 (333)	10	\$300.00	\$500.00	\$500.00	\$300.00
		22132	CAMDEN	HSIP-D00S (574)	49	\$250	\$250	\$1,150	\$270.00
	2022Q4	22139	GLOUCESTER	NHP-0040 (318)	17	\$300.00	\$539.00	\$250.00	\$280.00

New Jersey Department of Transportation  
 Jan 2022 - Dec 2022

12:15 Tuesday, January 3, 2023 503

HISTORICAL BID PRICE LISTING  
 BY REGION

REGION: S

PAY ITEM	CALENDAR QUARTER	CONTRACT NUMBER	COUNTY LOCATION	PROJECT DESCRIPTION	BID QUANTITY	AWARD PRICE	SECOND BIDDER	THIRD BIDDER	ESTIMATE
24" X 41" CONCRETE BARRIER CURB / LF									
607012P	2022Q2	22125	BURLINGTON	NHP-D00S (589)	60	\$475.00	\$695.00	\$630.00	\$200.00

-----  
 9" X 16" CONCRETE VERTICAL CURB / LF

607018P	2022Q1	22423	CAMDEN	N/A	100	\$1.00	\$80.00	\$50.00	\$35.00
		22407	CUMBERLAND	STATE	1,000	\$10.00			\$42.00
		22408	ATLANTIC	STATE	1,000	\$10.00	\$10.00		\$42.00
		22408	ATLANTIC	STATE	1,287	\$65.00	\$60.00		\$42.00
		22406	BURLINGTON	STATE	1,470	\$59.00	\$37.00	\$85.00	\$42.00
		22407	CUMBERLAND	STATE	6,124	\$65.00			\$42.00
	2022Q2	22124	CUMBERLAND	NHP-0555 (303)	200	\$39.00	\$45.00	\$68.75	\$65.00
		22114	CAMDEN	NHP-0076 (207)	464	\$45.00	\$41.00	\$55.00	\$75.00
		22132	CAMDEN	HSIP-D00S (574)	1,089	\$130.00	\$130.00	\$151.80	\$64.00
		22103	BURLINGTON	NHP-0206 (333)	3,951	\$45.00	\$35.00	\$40.00	\$65.00
		22125	BURLINGTON	NHP-D00S (589)	4,997	\$43.00	\$105.00	\$57.00	\$65.00
	2022Q3	22140	GLOUCESTER	NHP-0055 (304)	100	\$75.00	\$200.00		\$60.00
	2022Q4	22139	GLOUCESTER	NHP-0040 (318)	1,220	\$40.00	\$49.00	\$50.00	\$75.00

-----  
 RUBBER WHEEL STOPS / U

607020P	2022Q2	22103	BURLINGTON	NHP-0206 (333)	44	\$200.00	\$200.00	\$200.00	\$65.00
---------	--------	-------	------------	----------------	----	----------	----------	----------	---------

-----  
 9" X 18" CONCRETE VERTICAL CURB / LF



607021P	2022Q1	22408	ATLANTIC	STATE	210	\$65.00	\$50.00		\$50.00
		22407	CUMBERLAND	STATE	750	\$10.00			\$50.00
		22408	ATLANTIC	STATE	750	\$10.00	\$10.00		\$50.00
		22407	CUMBERLAND	STATE	2,486	\$65.00			\$50.00
		22406	BURLINGTON	STATE	5,241	\$59.00	\$41.00	\$85.00	\$46.00
	2022Q2	22124	CUMBERLAND	NHP-0555 (303)	510	\$40.00	\$48.00	\$68.75	\$65.00

-----  
 9" X 20" CONCRETE VERTICAL CURB / LF

607024P	2022Q1	22407	CUMBERLAND	STATE	100	\$10.00			\$60.00
---------	--------	-------	------------	-------	-----	---------	--	--	---------

New Jersey Department of Transportation  
 Jan 2022 - Dec 2022

12:15 Tuesday, January 3, 2023 504

HISTORICAL BID PRICE LISTING  
 BY REGION

REGION: S

PAY ITEM	CALENDAR QUARTER	CONTRACT NUMBER	COUNTY LOCATION	PROJECT DESCRIPTION	BID QUANTITY	AWARD PRICE	SECOND BIDDER	THIRD BIDDER	ESTIMATE
		22408	ATLANTIC	STATE	100	\$10.00	\$10.00		\$60.00
9" X 20" CONCRETE VERTICAL CURB / LF									
607024P	(cont)	22408	ATLANTIC	STATE	176	\$65.00	\$50.00		\$55.00
		22407	CUMBERLAND	STATE	186	\$65.00			\$55.00
		22406	BURLINGTON	STATE	306	\$59.00	\$46.00	\$88.00	\$55.00
	2022Q2	22136	CAMDEN	NHP-0042 (306)	100	\$50.00	\$73.00		\$65.00

-----  
 12" X 13" CONCRETE SLOPING CURB / LF

607030P	2022Q1	22408	ATLANTIC	STATE	24	\$100.00	\$100.00		\$75.00
		22407	CUMBERLAND	STATE	250	\$10.00			\$52.00
		22408	ATLANTIC	STATE	250	\$10.00	\$10.00		\$52.00
	2022Q2	22103	BURLINGTON	NHP-0206 (333)	315	\$52.00	\$35.00	\$50.00	\$61.00

-----  
 9" X 14" CONCRETE VERTICAL CURB / LF

607034P	2022Q1	22423	CAMDEN	N/A	100	\$40.00	\$70.00	\$50.00	\$34.00
	2022Q2	22114	CAMDEN	NHP-0076 (207)	119	\$45.00	\$41.00	\$55.00	\$60.00
		22103	BURLINGTON	NHP-0206 (333)	341	\$45.00	\$35.00	\$35.00	\$55.00
		22125	BURLINGTON	NHP-D00S (589)	1,708	\$80.00	\$105.00	\$105.00	\$63.00
	2022Q4	22139	GLOUCESTER	NHP-0040 (318)	60	\$40.00	\$49.00	\$50.00	\$50.00

-----  
 9" X VARIABLE HEIGHT CONCRETE VERTICAL C / LF

607069P	2022Q2	22114	CAMDEN	NHP-0076 (207)	46	\$45.00	\$41.00	\$55.00	\$65.00
		22125	BURLINGTON	NHP-D00S (589)	213	\$45.00	\$105.00	\$57.00	\$80.00
		22136	CAMDEN	NHP-0042 (306)	472	\$50.00	\$87.00		\$95.00

-----  
 9" X 4" HOT MIX ASPHALT CURB / LF

607081P                    2022Q2 22124                    CUMBERLAND    NHP-0555(303)                    155                    \$25.00                    \$22.50                    \$43.00                    \$30.00

New Jersey Department of Transportation                    12:15 Tuesday, January 3, 2023 505  
 Jan 2022 - Dec 2022

HISTORICAL BID PRICE LISTING  
 BY REGION

REGION: S

PAY ITEM	CALENDAR QUARTER	CONTRACT NUMBER	COUNTY LOCATION	PROJECT DESCRIPTION	BID QUANTITY	AWARD PRICE	SECOND BIDDER	THIRD BIDDER	ESTIMATE
9" X 6" HOT MIX ASPHALT CURB / LF									

9" X 6" HOT MIX ASPHALT CURB / LF

607084P                    2022Q2 22124                    CUMBERLAND    NHP-0555(303)                    312                    \$35.00                    \$19.00                    \$43.25                    \$35.00

New Jersey Department of Transportation                    12:15 Tuesday, January 3, 2023 506  
 Jan 2022 - Dec 2022

HISTORICAL BID PRICE LISTING  
 BY REGION

REGION: S

PAY ITEM	CALENDAR QUARTER	CONTRACT NUMBER	COUNTY LOCATION	PROJECT DESCRIPTION	BID QUANTITY	AWARD PRICE	SECOND BIDDER	THIRD BIDDER	ESTIMATE
15" X VAR HT F SHAPE CONC BAR CURB, DOW / LF									

15" X VAR HT F SHAPE CONC BAR CURB, DOW / LF

607113P                    2022Q2 22125                    BURLINGTON    NHP-D00S(589)                    80                    \$400.00                    \$450.00                    \$540.00                    \$925.00

New Jersey Department of Transportation                    12:15 Tuesday, January 3, 2023 507  
 Jan 2022 - Dec 2022

HISTORICAL BID PRICE LISTING  
 BY REGION

REGION: S

PAY ITEM	CALENDAR QUARTER	CONTRACT NUMBER	COUNTY LOCATION	PROJECT DESCRIPTION	BID QUANTITY	AWARD PRICE	SECOND BIDDER	THIRD BIDDER	ESTIMATE
NONVEGETATIVE SURFACE, HOT MIX ASPHALT / SY									

NONVEGETATIVE SURFACE, HOT MIX ASPHALT / SY

608003P	2022Q1	22407	CUMBERLAND	STATE	68	\$75.00			\$100.00
		22406	BURLINGTON	STATE	100	\$1.00	\$35.00	\$50.00	\$100.00
		22423	CAMDEN	N/A	100	\$40.00	\$55.00	\$50.00	\$45.00

2022Q2 22103                    BURLINGTON    NHP-0206(333)                    209                    \$65.00                    \$39.00                    \$45.00                    \$59.00

-----  
 NONVEGETATIVE SURFACE, POROUS HMA / SY

608004P                    2022Q2 22124                    CUMBERLAND    NHP-0555(303)                    555                    \$40.00                    \$57.50                    \$68.00                    \$57.00

22125	BURLINGTON	NHP-D00S(589)	3,998	\$42.00	\$85.00	\$28.00	\$45.00
-------	------------	---------------	-------	---------	---------	---------	---------

-----  
 NONVEGETATIVE SURFACE, POROUS HOT MIX AS / SY

608005P	2022Q1 22423	CAMDEN	N/A	500	\$45.00	\$65.00	\$50.00	\$48.00
	2022Q2 22125	BURLINGTON	NHP-D00S(589)	2,675	\$47.00	\$115.00	\$45.00	\$36.00

New Jersey Department of Transportation 12:15 Tuesday, January 3, 2023 508  
 Jan 2022 - Dec 2022

HISTORICAL BID PRICE LISTING  
 BY REGION

REGION: S

PAY ITEM	CALENDAR QUARTER	CONTRACT NUMBER	COUNTY LOCATION	PROJECT DESCRIPTION	BID QUANTITY	AWARD PRICE	SECOND BIDDER	THIRD BIDDER	ESTIMATE
-----									
BEAM GUIDE RAIL / LF									
609003M	2022Q1	22423	CAMDEN	N/A	28,000	\$42.00	\$57.70	\$74.00	\$48.00
	2022Q2	22114	CAMDEN	NHP-0076(207)	17	\$70.00	\$50.00	\$90.00	\$60.00
		22132	CAMDEN	HSIP-D00S(574)	257	\$49.50	\$49.50	\$58.65	\$55.00
		22103	BURLINGTON	NHP-0206(333)	743	\$76.00	\$32.00	\$40.00	\$43.00
		22124	CUMBERLAND	NHP-0555(303)	1,305	\$30.00	\$45.00	\$44.75	\$39.00
		22125	BURLINGTON	NHP-D00S(589)	9,222	\$40.00	\$45.00	\$64.00	\$35.00
	2022Q4	22139	GLOUCESTER	NHP-0040(318)	63	\$80.00	\$79.00	\$87.00	\$32.00

-----  
 BEAM GUIDE RAIL, BRIDGE / LF

609004M	2022Q2	22114	CAMDEN	NHP-0076(207)	247	\$175.00	\$165.00	\$210.00	\$185.00
		22125	BURLINGTON	NHP-D00S(589)	800	\$200.00	\$250.00	\$240.00	\$160.00

-----  
 BEAM GUIDE RAIL, DUAL-FACED / LF

609006M	2022Q2	22124	CUMBERLAND	NHP-0555(303)	19	\$50.00	\$60.00	\$118.00	\$70.00
		22125	BURLINGTON	NHP-D00S(589)	273	\$50.00	\$60.00	\$79.00	\$61.00

-----  
 MODIFIED THRIE BEAM GUIDE RAIL / LF

609009M	2022Q1	22423	CAMDEN	N/A	1,250	\$50.00	\$100.00	\$70.00	\$55.00
	2022Q2	22125	BURLINGTON	NHP-D00S(589)	464	\$70.00	\$85.00	\$99.00	\$50.00

-----  
 MODIFIED THRIE BEAM GUIDE RAIL, BRIDGE / LF

609011M	2022Q2	22125	BURLINGTON	NHP-D00S(589)	863	\$210.00	\$285.00	\$525.00	\$180.00
---------	--------	-------	------------	---------------	-----	----------	----------	----------	----------

-----  
 MODIFIED THRIE BEAM GUIDE RAIL, DUAL FAC / LF

609012M                      2022Q2 22125                      BURLINGTON    NHP-D00S(589)                      813                      \$90.00                      \$125.00                      \$145.00                      \$77.00

New Jersey Department of Transportation  
Jan 2022 - Dec 2022

12:15 Tuesday, January 3, 2023 509

HISTORICAL BID PRICE LISTING  
BY REGION

REGION: S

PAY ITEM	CALENDAR QUARTER	CONTRACT NUMBER	COUNTY LOCATION	PROJECT DESCRIPTION	BID QUANTITY	AWARD PRICE	SECOND BIDDER	THIRD BIDDER	ESTIMATE
THRIE BEAM GUIDE RAIL, BRIDGE / LF									
609015M	2022Q2	22132	CAMDEN	HSIP-D00S(574)	57	\$335.00	\$335.00	\$379.50	\$175.00
MODIFIED THRIE BEAM GR, DUAL FACE, BRIDG / LF									
609016M	2022Q2	22125	BURLINGTON	NHP-D00S(589)	75	\$210.00	\$350.00	\$390.00	\$120.00
FLARED GUIDE RAIL TERMINAL / U									
609024M	2022Q1	22423	CAMDEN	N/A	25	\$1,500	\$2,900	\$3,000	\$2,500
BURIED GUIDE RAIL TERMINAL / U									
609025M	2022Q1	22423	CAMDEN	N/A	2	\$1	\$4,000	\$1	\$1,000
	2022Q2	22125	BURLINGTON	NHP-D00S(589)	1	\$2,400	\$2,800	\$3,450	\$2,000
TANGENT GUIDE RAIL TERMINAL / U									
609027M	2022Q1	22423	CAMDEN	N/A	50	\$4,000	\$5,000	\$3,500	\$2,750
	2022Q2	22103	BURLINGTON	NHP-0206(333)	2	\$3,750	\$3,850	\$5,000	\$2,750
		22124	CUMBERLAND	NHP-0555(303)	2	\$3,950	\$3,800	\$4,120	\$4,200
		22125	BURLINGTON	NHP-D00S(589)	42	\$5,500	\$4,500	\$4,450	\$3,500
TELESCOPING GUIDE RAIL END TERMINAL / U									
609030M	2022Q1	22423	CAMDEN	N/A	10	\$3,000	\$5,700	\$3,500	\$4,500
	2022Q2	22125	BURLINGTON	NHP-D00S(589)	1	\$6,800	\$7,500	\$7,250	\$5,000
		22124	CUMBERLAND	NHP-0555(303)	2	\$6,250	\$7,000	\$6,950	\$7,000
CONTROLLED RELEASE TERMINAL / U									
609033M	2022Q1	22423	CAMDEN	N/A	5	\$1	\$2,200	\$750	\$750.00

New Jersey Department of Transportation  
Jan 2022 - Dec 2022

12:15 Tuesday, January 3, 2023 510

HISTORICAL BID PRICE LISTING  
BY REGION

REGION: S

PAY ITEM	CALENDAR QUARTER	CONTRACT NUMBER	COUNTY LOCATION	PROJECT DESCRIPTION	BID QUANTITY	AWARD PRICE	SECOND BIDDER	THIRD BIDDER	ESTIMATE
CONTROLLED RELEASE TERMINAL / U									
609033M	2022Q2	22103	BURLINGTON	NHP-0206 (333)	1	\$1,500	\$2,000	\$3,000	\$1,000
		22125	BURLINGTON	NHP-D00S (589)	2	\$2,400	\$2,000	\$4,500	\$1,600
-----									
CONTROLLED RELEASE, POWDER COATED / U									
609035M	2022Q2	22103	BURLINGTON	NHP-0206 (333)	1	\$2,800	\$4,000	\$6,000	\$1,250
-----									
CONTROLLED RELEASE TERMINAL ANCHORAGE / U									
609036M	2022Q1	22423	CAMDEN	N/A	5	\$500	\$2,200	\$750	\$750.00
	2022Q2	22103	BURLINGTON	NHP-0206 (333)	2	\$2,341	\$2,000	\$3,000	\$750.00
		22125	BURLINGTON	NHP-D00S (589)	2	\$2,400	\$2,500	\$2,900	\$1,250
-----									
BEAM GUIDE RAIL ANCHORAGE / U									
609039M	2022Q1	22423	CAMDEN	N/A	25	\$1,100	\$2,200	\$1,500	\$1,000
	2022Q2	22114	CAMDEN	NHP-0076 (207)	1	\$3,000	\$1,050	\$2,165	\$1,300
		22132	CAMDEN	HSIP-D00S (574)	1	\$2,150	\$2,150	\$2,530	\$2,700
		22124	CUMBERLAND	NHP-0555 (303)	2	\$1,250	\$1,605	\$2,590	\$1,500
		22103	BURLINGTON	NHP-0206 (333)	5	\$1,900	\$1,100	\$2,000	\$1,400
		22125	BURLINGTON	NHP-D00S (589)	38	\$1,800	\$1,600	\$2,900	\$1,125
	2022Q4	22139	GLOUCESTER	NHP-0040 (318)	1	\$3,000	\$2,900	\$3,200	\$1,200
-----									
BEAM GUIDE RAIL POST / U									
609042M	2022Q2	22132	CAMDEN	HSIP-D00S (574)	6	\$140.00	\$140.00	\$161.00	\$160.00
		22125	BURLINGTON	NHP-D00S (589)	8	\$80.00	\$100.00	\$86.00	\$90.00
-----									
BEAM GUIDE RAIL POST, 9' LONG / U									
609050M	2022Q2	22125	BURLINGTON	NHP-D00S (589)	56	\$99.00	\$55.00	\$57.00	\$92.00

New Jersey Department of Transportation  
Jan 2022 - Dec 2022

12:15 Tuesday, January 3, 2023 511

HISTORICAL BID PRICE LISTING  
BY REGION

REGION: S

CALENDAR CONTRACT	COUNTY	PROJECT	BID	AWARD	SECOND	THIRD
-------------------	--------	---------	-----	-------	--------	-------

PAY ITEM	QUARTER	NUMBER	LOCATION	DESCRIPTION	QUANTITY	PRICE	BIDDER	BIDDER	ESTIMATE
BEAM GUIDE RAIL ELEMENT / LF									
609054M	2022Q2	22125	BURLINGTON	NHP-D00S(589)	513	\$16.00	\$25.00	\$48.00	\$10.00

-----  
APPROACH GUIDE RAIL TRANSITION TL-3 / U

609059M	2022Q2	22124	CUMBERLAND	NHP-0555(303)	4	\$3,250	\$5,000	\$5,770	\$3,500
		22125	BURLINGTON	NHP-D00S(589)	12	\$3,700	\$5,200	\$5,600	\$3,200

-----  
BEAM GUIDE RAIL BLOCKOUT / U

609060M	2022Q2	22125	BURLINGTON	NHP-D00S(589)	2	\$42	\$25	\$1,600	\$47.00
		22114	CAMDEN	NHP-0076(207)	72	\$50.00	\$45.00	\$25.00	\$65.00

-----  
REMOVAL OF BEAM GUIDE RAIL / LF

609075M	2022Q2	22114	CAMDEN	NHP-0076(207)	72	\$65.00	\$1.00	\$10.00	\$5.00
		22132	CAMDEN	HSIP-D00S(574)	241	\$4.00	\$4.00	\$4.60	\$6.00
		22103	BURLINGTON	NHP-0206(333)	275	\$5.00	\$1.00	\$1.00	\$20.00
		22124	CUMBERLAND	NHP-0555(303)	1,237	\$1.00	\$1.00	\$1.20	\$4.00
		22125	BURLINGTON	NHP-D00S(589)	16,107	\$3.00	\$5.00	\$5.40	\$2.00

-----  
BEAM GUIDE RAIL, HYBRID / LF

609083M	2022Q2	22125	BURLINGTON	NHP-D00S(589)	138	\$105.00	\$455.00	\$325.00	\$97.00
---------	--------	-------	------------	---------------	-----	----------	----------	----------	---------

-----  
MODIFIED THRIE BEAM GUIDE RAIL, 14" BLKT / U

609098M	2022Q2	22125	BURLINGTON	NHP-D00S(589)	3	\$80	\$200	\$1,700	\$74.00
---------	--------	-------	------------	---------------	---	------	-------	---------	---------

New Jersey Department of Transportation  
Jan 2022 - Dec 2022

12:15 Tuesday, January 3, 2023 512

HISTORICAL BID PRICE LISTING  
BY REGION

REGION: S

PAY ITEM	CALENDAR QUARTER	CONTRACT NUMBER	COUNTY LOCATION	PROJECT DESCRIPTION	BID QUANTITY	AWARD PRICE	SECOND BIDDER	THIRD BIDDER	ESTIMATE
TRAFFIC STRIPES, 4" / LF									
610003M	2022Q1	22408	ATLANTIC	STATE	116,147	\$0.60	\$0.63		\$0.40
		22407	CUMBERLAND	STATE	150,000	\$0.01			\$0.35
		22408	ATLANTIC	STATE	150,000	\$0.01	\$0.42		\$0.35
		22406	BURLINGTON	STATE	157,970	\$0.70	\$0.34	\$0.70	\$0.40
		22407	CUMBERLAND	STATE	198,194	\$0.75			\$0.40
	2022Q2	22114	CAMDEN	NHP-0076(207)	2,550	\$2.00	\$1.40	\$1.50	\$1.50
		22124	CUMBERLAND	NHP-0555(303)	2,980	\$0.55	\$0.65	\$0.65	\$1.00
		22132	CAMDEN	HSIP-D00S(574)	3,108	\$1.60	\$1.60	\$1.09	\$1.00

	22103	BURLINGTON	NHP-0206 (333)	20,832	\$1.20	\$0.49	\$2.50	\$1.00
	22109	CUMBERLAND	NHP-D00S (580)	86,069	\$0.57			\$1.00
	22111	BURLINGTON	NHP-0068 (301)	192,200	\$0.59			\$0.50
	22130	CAPE MAY	NHP-0083 (300)	222,470	\$0.95			\$1.00
	22136	CAMDEN	NHP-0042 (306)	234,200	\$0.41	\$0.85		\$1.00
2022Q3	22138	GLOUCESTER	NHP-0322 (330)	82,295	\$0.66			\$1.00
2022Q4	22139	GLOUCESTER	NHP-0040 (318)	6,288	\$0.78	\$0.78	\$0.85	\$1.00
	22156	BURLINGTON	NHP-0009 (332)	70,500	\$0.66			\$1.00
	22151	ATLANTIC	NHPP-0030 (368)	210,000	\$0.56			\$1.00

-----  
TRAFFIC STRIPES, 6" / LF

610006M	2022Q1	22407	CUMBERLAND	STATE	37,500	\$0.01		\$0.70
		22408	ATLANTIC	STATE	37,500	\$0.01	\$0.01	\$0.70
	2022Q3	22140	GLOUCESTER	NHP-0055 (304)	161,272	\$0.75	\$0.76	\$0.50

-----  
TRAFFIC STRIPES, 8" / LF

610007M	2022Q1	22408	ATLANTIC	STATE	797	\$1.20	\$1.25	\$0.80
		22407	CUMBERLAND	STATE	1,353	\$1.50		\$0.80
		22406	BURLINGTON	STATE	16,096	\$1.05	\$0.68	\$1.05
		22407	CUMBERLAND	STATE	20,000	\$0.01		\$1.00
		22408	ATLANTIC	STATE	20,000	\$0.01	\$0.75	\$1.00
	2022Q2	22124	CUMBERLAND	NHP-0555 (303)	1,645	\$1.10	\$1.30	\$1.30

New Jersey Department of Transportation  
Jan 2022 - Dec 2022

12:15 Tuesday, January 3, 2023 513

HISTORICAL BID PRICE LISTING  
BY REGION

REGION: S

PAY ITEM	CALENDAR QUARTER	CONTRACT NUMBER	COUNTY LOCATION	PROJECT DESCRIPTION	BID QUANTITY	AWARD PRICE	SECOND BIDDER	THIRD BIDDER	ESTIMATE
-----									
TRAFFIC STRIPES, 8" / LF									
610007M	(cont)	22103	BURLINGTON	NHP-0206 (333)	2,084	\$2.00	\$0.98	\$4.00	\$1.00
		22132	CAMDEN	HSIP-D00S (574)	4,358	\$3.20	\$3.20	\$1.67	\$1.00
	2022Q4	22151	ATLANTIC	NHPP-0030 (368)	3,300	\$1.08			\$1.00

-----  
TRAFFIC MARKINGS / SF

610009M	2022Q2	22103	BURLINGTON	NHP-0206 (333)	98	\$6.70	\$7.50	\$7.00	\$8.00
		22124	CUMBERLAND	NHP-0555 (303)	610	\$3.20	\$3.75	\$3.75	\$8.00
		22132	CAMDEN	HSIP-D00S (574)	880	\$7.40	\$7.40	\$8.34	\$7.00
		22130	CAPE MAY	NHP-0083 (300)	79,000	\$0.01			\$4.00
	2022Q4	22139	GLOUCESTER	NHP-0040 (318)	30	\$10.00	\$10.00	\$11.00	\$7.50
		22151	ATLANTIC	NHPP-0030 (368)	900	\$2.40			\$8.00

-----  
RPM, MONO-DIRECTIONAL, WHITE LENS / U

610012M	2022Q1	22407	CUMBERLAND	STATE	22	\$30.00			\$30.00
		22408	ATLANTIC	STATE	684	\$33.50	\$35.00		\$30.00
		22407	CUMBERLAND	STATE	750	\$1.25			\$30.00
		22408	ATLANTIC	STATE	750	\$1.25	\$35.00		\$30.00
		22406	BURLINGTON	STATE	1,556	\$30.95	\$32.00	\$30.95	\$30.00
	2022Q2	22132	CAMDEN	HSIP-D00S (574)	36	\$75.00	\$75.00	\$57.44	\$55.00
		22103	BURLINGTON	NHP-0206 (333)	162	\$31.28	\$29.95	\$32.00	\$30.00
		22109	CUMBERLAND	NHP-D00S (580)	838	\$39.66			\$33.00
		22111	BURLINGTON	NHP-0068 (301)	935	\$39.36			\$31.00
		22136	CAMDEN	NHP-0042 (306)	1,085	\$30.50	\$45.00		\$34.00
	2022Q3	22140	GLOUCESTER	NHP-0055 (304)	1,014	\$39.50	\$44.85		\$31.00
		22138	GLOUCESTER	NHP-0322 (330)	1,030	\$42.96			\$35.00
	2022Q4	22151	ATLANTIC	NHPP-0030 (368)	400	\$49.20			\$35.00

-----  
TRAFFIC MARKING LINES, 4" / LF

610013M	2022Q1	22407	CUMBERLAND	STATE	10,000	\$0.10			\$1.00
---------	--------	-------	------------	-------	--------	--------	--	--	--------

New Jersey Department of Transportation  
Jan 2022 - Dec 2022

12:15 Tuesday, January 3, 2023 514

HISTORICAL BID PRICE LISTING  
BY REGION

REGION: S

PAY ITEM	CALENDAR QUARTER	CONTRACT NUMBER	COUNTY LOCATION	PROJECT DESCRIPTION	BID QUANTITY	AWARD PRICE	SECOND BIDDER	THIRD BIDDER	ESTIMATE
TRAFFIC MARKING LINES, 4" / LF									
610013M	(cont)	22408	ATLANTIC	STATE	10,000	\$0.10	\$0.01		\$1.00

-----  
TRAFFIC MARKING LINES, 8" / LF

610014M	2022Q1	22408	ATLANTIC	STATE	520	\$2.50	\$2.60		\$0.80
		22407	CUMBERLAND	STATE	1,564	\$2.00			\$0.80
		22406	BURLINGTON	STATE	2,691	\$1.75	\$1.50	\$1.75	\$0.80
		22407	CUMBERLAND	STATE	5,000	\$0.15			\$1.50
		22408	ATLANTIC	STATE	5,000	\$0.15	\$2.00		\$1.50
	2022Q2	22111	BURLINGTON	NHP-0068 (301)	7,500	\$2.64			\$1.00
		22136	CAMDEN	NHP-0042 (306)	15,900	\$1.85	\$2.15		\$2.00
	2022Q3	22138	GLOUCESTER	NHP-0322 (330)	430	\$3.60			\$2.00
		22140	GLOUCESTER	NHP-0055 (304)	4,123	\$2.00	\$2.60		\$1.80
	2022Q4	22156	BURLINGTON	NHP-0009 (332)	250	\$6.00			\$2.00
		22139	GLOUCESTER	NHP-0040 (318)	519	\$2.00	\$2.00	\$2.20	\$2.00
		22151	ATLANTIC	NHPP-0030 (368)	3,300	\$1.20			\$2.00



-----  
RPM, BI-DIRECTIONAL, WHITE LENS / U

610015M	2022Q2	22124	CUMBERLAND	NHP-0555 (303)	70	\$48.00	\$40.00	\$56.50	\$50.00
---------	--------	-------	------------	----------------	----	---------	---------	---------	---------

-----  
TRAFFIC MARKING LINES, 12" / LF

610016M	2022Q2	22136	CAMDEN	NHP-0042 (306)	120	\$2.70	\$3.20		\$3.00
		22111	BURLINGTON	NHP-0068 (301)	600	\$4.62			\$3.00

-----  
TRAFFIC MARKING LINES, 24" / LF

610017M	2022Q1	22408	ATLANTIC	STATE	209	\$6.50	\$6.60		\$1.80
		22407	CUMBERLAND	STATE	1,792	\$7.50			\$1.80
		22407	CUMBERLAND	STATE	2,000	\$10.00			\$5.00

New Jersey Department of Transportation  
Jan 2022 - Dec 2022

12:15 Tuesday, January 3, 2023 515

HISTORICAL BID PRICE LISTING  
BY REGION

REGION: S

PAY ITEM	CALENDAR QUARTER	CONTRACT NUMBER	COUNTY LOCATION	PROJECT DESCRIPTION	BID QUANTITY	AWARD PRICE	SECOND BIDDER	THIRD BIDDER	ESTIMATE
TRAFFIC MARKING LINES, 24" / LF									
610017M	(cont)	22408	ATLANTIC	STATE	2,000	\$10.00	\$6.00		\$5.00
		22406	BURLINGTON	STATE	4,615	\$5.15	\$4.50	\$5.15	\$1.80
	2022Q2	22103	BURLINGTON	NHP-0206 (333)	590	\$5.65	\$4.50	\$6.00	\$6.00
		22132	CAMDEN	HSIP-D00S (574)	985	\$11.00	\$11.00	\$6.90	\$6.00
		22136	CAMDEN	NHP-0042 (306)	2,615	\$5.40	\$6.50		\$7.00
		22111	BURLINGTON	NHP-0068 (301)	4,000	\$8.16			\$5.00
	2022Q3	22138	GLOUCESTER	NHP-0322 (330)	215	\$7.20			\$7.00
		22140	GLOUCESTER	NHP-0055 (304)	1,340	\$6.00	\$7.80		\$5.50
	2022Q4	22156	BURLINGTON	NHP-0009 (332)	50	\$12.00			\$7.00
		22139	GLOUCESTER	NHP-0040 (318)	73	\$6.00	\$6.00	\$6.60	\$6.00
		22151	ATLANTIC	NHPP-0030 (368)	1,350	\$21.00			\$6.00

-----  
RPM, MONO-DIRECTIONAL, AMBER LENS / U

610018M	2022Q1	22408	ATLANTIC	STATE	25	\$33.50	\$35.00		\$30.00
		22407	CUMBERLAND	STATE	54	\$30.00			\$30.00
		22407	CUMBERLAND	STATE	750	\$1.25			\$30.00
		22408	ATLANTIC	STATE	750	\$1.25	\$35.00		\$30.00
		22406	BURLINGTON	STATE	837	\$30.95	\$32.00	\$30.95	\$30.00
	2022Q2	22132	CAMDEN	HSIP-D00S (574)	5	\$75.00	\$75.00	\$57.44	\$45.00
		22103	BURLINGTON	NHP-0206 (333)	50	\$31.28	\$29.95	\$100.00	\$25.00
		22111	BURLINGTON	NHP-0068 (301)	710	\$39.36			\$31.00

	22136	CAMDEN	NHP-0042 (306)	775	\$30.50	\$45.00		\$32.00
2022Q3	22138	GLOUCESTER	NHP-0322 (330)	30	\$42.96			\$35.00
	22140	GLOUCESTER	NHP-0055 (304)	731	\$39.50	\$44.85		\$31.00
2022Q4	22151	ATLANTIC	NHPP-0030 (368)	300	\$49.20			\$35.00

-----  
RPM, BI-DIRECTIONAL, AMBER LENS / U

610021M	2022Q1	22406	BURLINGTON	STATE	63	\$30.95	\$32.00	\$30.95	\$30.00
---------	--------	-------	------------	-------	----	---------	---------	---------	---------

New Jersey Department of Transportation  
Jan 2022 - Dec 2022  
12:15 Tuesday, January 3, 2023 516

HISTORICAL BID PRICE LISTING  
BY REGION

REGION: S

PAY ITEM	CALENDAR QUARTER	CONTRACT NUMBER	COUNTY LOCATION	PROJECT DESCRIPTION	BID QUANTITY	AWARD PRICE	SECOND BIDDER	THIRD BIDDER	ESTIMATE
-----									
RPM, BI-DIRECTIONAL, AMBER LENS / U									
610021M	(cont)	22408	ATLANTIC	STATE	345	\$33.50	\$35.00		\$30.00
		22407	CUMBERLAND	STATE	854	\$30.00			\$30.00
		22407	CUMBERLAND	STATE	1,000	\$1.25			\$30.00
		22408	ATLANTIC	STATE	1,000	\$1.25	\$35.00		\$30.00
	2022Q2	22114	CAMDEN	NHP-0076 (207)	4	\$350.00	\$230.00	\$300.00	\$65.00
		22132	CAMDEN	HSIP-D00S (574)	12	\$75.00	\$75.00	\$57.44	\$55.00
		22124	CUMBERLAND	NHP-0555 (303)	30	\$48.00	\$55.00	\$56.50	\$45.00
		22103	BURLINGTON	NHP-0206 (333)	69	\$31.28	\$29.95	\$35.00	\$29.00
		22111	BURLINGTON	NHP-0068 (301)	235	\$39.36			\$33.00
		22109	CUMBERLAND	NHP-D00S (580)	419	\$39.66			\$33.00
		22130	CAPE MAY	NHP-0083 (300)	1,400	\$43.44			\$29.00
	2022Q3	22138	GLOUCESTER	NHP-0322 (330)	520	\$42.96			\$32.00
	2022Q4	22139	GLOUCESTER	NHP-0040 (318)	21	\$80.00	\$76.15	\$84.00	\$46.00
		22156	BURLINGTON	NHP-0009 (332)	420	\$47.88			\$60.00

-----  
REMOVAL OF RPM / U

610024M	2022Q1	22407	CUMBERLAND	STATE	930	\$0.01			\$7.00
		22408	ATLANTIC	STATE	1,054	\$5.00	\$5.00		\$7.00
		22406	BURLINGTON	STATE	2,456	\$1.00	\$9.00	\$0.01	\$7.00
		22407	CUMBERLAND	STATE	2,500	\$0.01			\$3.30
		22408	ATLANTIC	STATE	2,500	\$0.01	\$0.01		\$3.30
	2022Q2	22114	CAMDEN	NHP-0076 (207)	4	\$1.00	\$50.00	\$1.00	\$50.00
		22132	CAMDEN	HSIP-D00S (574)	25	\$4.25	\$4.25	\$115.00	\$35.00
		22124	CUMBERLAND	NHP-0555 (303)	100	\$1.00	\$90.00	\$41.25	\$14.00
		22109	CUMBERLAND	NHP-D00S (580)	1,257	\$62.00			\$6.00
		22130	CAPE MAY	NHP-0083 (300)	1,400	\$65.00			\$4.00
		22136	CAMDEN	NHP-0042 (306)	1,860	\$0.01	\$12.75		\$9.00
		22111	BURLINGTON	NHP-0068 (301)	1,880	\$65.00			\$7.00

2022Q3	22138	GLOUCESTER	NHP-0322 (330)	1,580	\$65.00			\$6.00
	22140	GLOUCESTER	NHP-0055 (304)	1,745	\$20.00	\$65.00		\$40.00
2022Q4	22139	GLOUCESTER	NHP-0040 (318)	21	\$10.00	\$48.00	\$0.01	\$16.00

New Jersey Department of Transportation  
Jan 2022 - Dec 2022

12:15 Tuesday, January 3, 2023 517

HISTORICAL BID PRICE LISTING  
BY REGION

REGION: S

PAY ITEM	CALENDAR QUARTER	CONTRACT NUMBER	COUNTY LOCATION	PROJECT DESCRIPTION	BID QUANTITY	AWARD PRICE	SECOND BIDDER	THIRD BIDDER	ESTIMATE
REMOVAL OF RPM / U									
610024M	(cont)	22156	BURLINGTON	NHP-0009 (332)	420	\$65.00			\$40.00
		22151	ATLANTIC	NHPP-0030 (368)	700	\$65.00			\$12.00

REMOVAL AND REPLACEMENT OF RPM LENS / U

610027M	2022Q2	22132	CAMDEN	HSIP-D00S (574)	13	\$105.00	\$105.00	\$28.69	\$30.00
---------	--------	-------	--------	-----------------	----	----------	----------	---------	---------

RUMBLE STRIP / LF

610033M	2022Q1	22406	BURLINGTON	STATE	500	\$1.00	\$23.50	\$5.85	\$1.15
		22407	CUMBERLAND	STATE	5,000	\$5.75			\$1.05
		22408	ATLANTIC	STATE	5,000	\$1.50	\$1.60		\$1.05
		22408	ATLANTIC	STATE	22,091	\$1.00	\$0.70		\$1.15
		22407	CUMBERLAND	STATE	40,791	\$1.50			\$1.15
	2022Q2	22132	CAMDEN	HSIP-D00S (574)	460	\$20.50	\$20.50	\$14.43	\$3.00
		22125	BURLINGTON	NHP-D00S (589)	4,580	\$1.00	\$3.00	\$17.00	\$3.00
		22111	BURLINGTON	NHP-0068 (301)	17,700	\$0.70			\$1.00
		22136	CAMDEN	NHP-0042 (306)	45,676	\$0.50	\$0.75		\$1.00
		22130	CAPE MAY	NHP-0083 (300)	59,690	\$0.81			\$1.00
		22109	CUMBERLAND	NHP-D00S (580)	87,008	\$0.42			\$0.50
	2022Q3	22138	GLOUCESTER	NHP-0322 (330)	30,000	\$0.58			\$2.00
		22140	GLOUCESTER	NHP-0055 (304)	109,216	\$2.00	\$0.47		\$1.00
	2022Q4	22139	GLOUCESTER	NHP-0040 (318)	586	\$7.00	\$5.40	\$6.00	\$8.00
		22151	ATLANTIC	NHPP-0030 (368)	10,670	\$1.60			\$2.00
		22156	BURLINGTON	NHP-0009 (332)	22,300	\$0.88			\$4.00

REMOVAL OF TRAFFIC STRIPES / LF

610036M	2022Q1	22408	ATLANTIC	STATE	1,000	\$0.60	\$0.60		\$1.50
		22407	CUMBERLAND	STATE	1,016	\$1.00			\$1.50
		22407	CUMBERLAND	STATE	5,000	\$0.01			\$0.85
		22408	ATLANTIC	STATE	5,000	\$0.01	\$0.60		\$0.85

New Jersey Department of Transportation

12:15 Tuesday, January 3, 2023 518

Jan 2022 - Dec 2022

HISTORICAL BID PRICE LISTING  
BY REGION

REGION: S

PAY ITEM	CALENDAR QUARTER	CONTRACT NUMBER	COUNTY LOCATION	PROJECT DESCRIPTION	BID QUANTITY	AWARD PRICE	SECOND BIDDER	THIRD BIDDER	ESTIMATE
REMOVAL OF TRAFFIC STRIPES / LF									
610036M	(cont)	22406	BURLINGTON	STATE	10,000	\$0.46	\$0.85	\$0.46	\$1.50
	2022Q2	22132	CAMDEN	HSIP-D00S (574)	2,180	\$1.60	\$1.60	\$1.09	\$1.00
		22114	CAMDEN	NHP-0076 (207)	3,154	\$1.00	\$1.50	\$1.00	\$1.00
		22124	CUMBERLAND	NHP-0555 (303)	11,050	\$0.55	\$0.65	\$0.65	\$1.00
		22136	CAMDEN	NHP-0042 (306)	54,891	\$2.50	\$1.05		\$1.00
		22109	CUMBERLAND	NHP-D00S (580)	86,069	\$0.75			\$1.00
		22111	BURLINGTON	NHP-0068 (301)	192,200	\$0.75			\$0.50
		22130	CAPE MAY	NHP-0083 (300)	222,470	\$0.85			\$1.00
	2022Q3	22138	GLOUCESTER	NHP-0322 (330)	84,140	\$0.75			\$1.00
		22140	GLOUCESTER	NHP-0055 (304)	150,360	\$1.00	\$0.75		\$1.00
	2022Q4	22139	GLOUCESTER	NHP-0040 (318)	4,874	\$0.80	\$0.80	\$0.90	\$1.00
		22156	BURLINGTON	NHP-0009 (332)	84,500	\$0.85			\$1.00
		22151	ATLANTIC	NHPP-0030 (368)	213,600	\$0.75			\$1.00

REMOVAL OF RUMBLE STRIP / LF

610038M	2022Q2	22132	CAMDEN	HSIP-D00S (574)	285	\$39.00	\$39.00	\$74.75	\$15.00
		22125	BURLINGTON	NHP-D00S (589)	4,580	\$6.50	\$15.00	\$14.00	\$5.00
	2022Q4	22139	GLOUCESTER	NHP-0040 (318)	586	\$10.00	\$4.70	\$0.01	\$5.00

REMOVAL OF TRAFFIC MARKINGS / SF

610039M	2022Q1	22408	ATLANTIC	STATE	100	\$4.00	\$4.00		\$4.00
		22406	BURLINGTON	STATE	500	\$3.70	\$3.00	\$0.37	\$4.00
		22407	CUMBERLAND	STATE	500	\$0.01			\$3.00
		22408	ATLANTIC	STATE	500	\$0.01	\$3.00		\$3.00
	2022Q2	22132	CAMDEN	HSIP-D00S (574)	2,470	\$3.15	\$3.15	\$3.28	\$4.00
		22136	CAMDEN	NHP-0042 (306)	4,932	\$3.75	\$3.25		\$3.00
		22111	BURLINGTON	NHP-0068 (301)	18,125	\$5.58			\$3.00
		22130	CAPE MAY	NHP-0083 (300)	79,570	\$0.01			\$2.00
	2022Q3	22140	GLOUCESTER	NHP-0055 (304)	2,438	\$3.45	\$4.49		\$3.00

New Jersey Department of Transportation  
Jan 2022 - Dec 2022

12:15 Tuesday, January 3, 2023 519

HISTORICAL BID PRICE LISTING  
BY REGION

REGION: S

PAY ITEM	CALENDAR QUARTER	CONTRACT NUMBER	COUNTY LOCATION	PROJECT DESCRIPTION	BID QUANTITY	AWARD PRICE	SECOND BIDDER	THIRD BIDDER	ESTIMATE
REMOVAL OF TRAFFIC MARKINGS / SF									
610039M	2022Q4	22139	GLOUCESTER	NHP-0040 (318)	33	\$5.00	\$5.00	\$5.50	\$4.00
		22156	BURLINGTON	NHP-0009 (332)	300	\$7.20			\$4.00
		22151	ATLANTIC	NHPP-0030 (368)	1,350	\$18.00			\$4.00

BOLLARD / U

610045M	2022Q2	22103	BURLINGTON	NHP-0206 (333)	33	\$675	\$700	\$1,000	\$1,070
---------	--------	-------	------------	----------------	----	-------	-------	---------	---------

TRAFFIC MARKINGS SYMBOLS / SF

610060M	2022Q1	22408	ATLANTIC	STATE	139	\$8.50	\$8.60		\$7.00
		22407	CUMBERLAND	STATE	1,186	\$7.00			\$7.00
		22407	CUMBERLAND	STATE	1,250	\$0.01			\$8.00
		22408	ATLANTIC	STATE	1,250	\$0.01	\$6.80		\$8.00
		22406	BURLINGTON	STATE	3,235	\$6.55	\$7.00	\$6.55	\$7.00
	2022Q2	22136	CAMDEN	NHP-0042 (306)	264	\$6.90	\$10.00		\$8.00
		22130	CAPE MAY	NHP-0083 (300)	570	\$18.75			\$5.00
		22111	BURLINGTON	NHP-0068 (301)	4,500	\$7.44			\$6.00
	2022Q4	22151	ATLANTIC	NHPP-0030 (368)	2,400	\$2.40			\$8.00

New Jersey Department of Transportation  
Jan 2022 - Dec 2022

12:15 Tuesday, January 3, 2023 520

HISTORICAL BID PRICE LISTING  
BY REGION

REGION: S

PAY ITEM	CALENDAR QUARTER	CONTRACT NUMBER	COUNTY LOCATION	PROJECT DESCRIPTION	BID QUANTITY	AWARD PRICE	SECOND BIDDER	THIRD BIDDER	ESTIMATE
CUSH, COMP BAR, TYPE 2, NARROW / U									
611300M	2022Q2	22132	CAMDEN	HSIP-D00S (574)	1	\$50,400	\$50,400	\$43,700	\$33,000

CRASH CUSH, COMP BAR, TYPE 3, NARROW / U

611312M	2022Q2	22114	CAMDEN	NHP-0076 (207)	1	\$7,000	\$15,000	\$55,000	\$35,000
		22125	BURLINGTON	NHP-D00S (589)	3	\$35,000	\$57,000	\$59,700	\$30,000
	2022Q4	22139	GLOUCESTER	NHP-0040 (318)	1	\$35,000	\$33,500	\$45,000	\$32,400

CRASH CUSH, LOW MAIN COMP, TYPE 2, NARRO / U

611336M	2022Q2	22132	CAMDEN	HSIP-D00S (574)	4	\$53,000	\$53,000	\$33,350	\$40,000
---------	--------	-------	--------	-----------------	---	----------	----------	----------	----------

CRASH CUSHION, LOW MAINTENANCE, COMPRESS / U

611348M	2022Q2	22125	BURLINGTON	NHP-D00S(589)	1	\$35,000	\$57,000	\$55,600	\$39,000
		22132	CAMDEN	HSIP-D00S(574)	4	\$53,000	\$53,000	\$45,713	\$45,000

New Jersey Department of Transportation  
Jan 2022 - Dec 2022

12:15 Tuesday, January 3, 2023 521

HISTORICAL BID PRICE LISTING  
BY REGION

REGION: S

PAY ITEM	CALENDAR QUARTER	CONTRACT NUMBER	COUNTY LOCATION	PROJECT DESCRIPTION	BID QUANTITY	AWARD PRICE	SECOND BIDDER	THIRD BIDDER	ESTIMATE
REGULATORY AND WARNING SIGN / SF									
612003P	2022Q2	22114	CAMDEN	NHP-0076(207)	14	\$30.00	\$65.00	\$100.00	\$40.00
		22124	CUMBERLAND	NHP-0555(303)	105	\$45.00	\$40.00	\$29.50	\$45.00
		22103	BURLINGTON	NHP-0206(333)	607	\$45.00	\$38.00	\$44.00	\$39.00
		22132	CAMDEN	HSIP-D00S(574)	868.25	\$34.00	\$34.00	\$50.60	\$40.00
		22136	CAMDEN	NHP-0042(306)	950	\$34.00	\$55.00		\$41.00
	2022Q4	22139	GLOUCESTER	NHP-0040(318)	39.60	\$50.00	\$45.00	\$50.00	\$50.00

REGULATORY WARNING SIGN, CONCRETE MOUNT / U

612005M	2022Q2	22132	CAMDEN	HSIP-D00S(574)	8	\$685	\$685	\$1,725	\$55.00
---------	--------	-------	--------	----------------	---	-------	-------	---------	---------

GUIDE SIGN, TYPE GA, STEEL "U" POST SUPP / SF

612006P	2022Q2	22132	CAMDEN	HSIP-D00S(574)	231	\$75.00	\$75.00	\$55.20	\$40.00
	2022Q4	22139	GLOUCESTER	NHP-0040(318)	159.20	\$50.00	\$40.00	\$45.00	\$40.00

GUIDE SIGN, TYPE GA, BREAKAWAY SUPPORTS / SF

612009P	2022Q2	22136	CAMDEN	NHP-0042(306)	1,300	\$24.00	\$45.00		\$80.00
---------	--------	-------	--------	---------------	-------	---------	---------	--	---------

RELOCATE SIGN, TYPE SSL / SF

612020P	2022Q2	22136	CAMDEN	NHP-0042(306)	25	\$40.00	\$150.00		\$30.00
---------	--------	-------	--------	---------------	----	---------	----------	--	---------

RELOCATE SIGN / U

612021M	2022Q2	22125	BURLINGTON	NHP-D00S(589)	15	\$350.00	\$175.00	\$415.00	\$350.00
---------	--------	-------	------------	---------------	----	----------	----------	----------	----------

CUSTOM SIGN / SF

612032P	2022Q2	22103	BURLINGTON	NHP-0206(333)	12	\$45.00	\$40.00	\$44.00	\$17.00
---------	--------	-------	------------	---------------	----	---------	---------	---------	---------

New Jersey Department of Transportation

12:15 Tuesday, January 3, 2023 522

Jan 2022 - Dec 2022

HISTORICAL BID PRICE LISTING  
BY REGION

REGION: S

PAY ITEM	CALENDAR QUARTER	CONTRACT NUMBER	COUNTY LOCATION	PROJECT DESCRIPTION	BID QUANTITY	AWARD PRICE	SECOND BIDDER	THIRD BIDDER	ESTIMATE
10" DUCTILE IRON WATER PIPE, CLASS 52 / LF									
651060P	2022Q2	22114	CAMDEN	NHP-0076(207)	557	\$600.00	\$300.00	\$280.00	\$600.00

New Jersey Department of Transportation  
Jan 2022 - Dec 2022

12:15 Tuesday, January 3, 2023 523

HISTORICAL BID PRICE LISTING  
BY REGION

REGION: S

PAY ITEM	CALENDAR QUARTER	CONTRACT NUMBER	COUNTY LOCATION	PROJECT DESCRIPTION	BID QUANTITY	AWARD PRICE	SECOND BIDDER	THIRD BIDDER	ESTIMATE
WATER SERVICE CONNECTION / U									
651243M	2022Q2	22114	CAMDEN	NHP-0076(207)	2	\$5,200	\$4,500	\$5,900	\$6,000

-----  
RESET WATER VALVE BOX / U

651255M	2022Q1	22408	ATLANTIC	STATE	5	\$0.01	\$0.01		\$80.00
		22407	CUMBERLAND	STATE	20	\$10.00			\$80.00
		22406	BURLINGTON	STATE	29	\$50.00	\$15.00	\$50.00	\$80.00
		22407	CUMBERLAND	STATE	100	\$0.01			\$50.00
		22408	ATLANTIC	STATE	100	\$0.01	\$0.01		\$50.00
	2022Q4	22151	ATLANTIC	NHPP-0030(368)	5	\$1,500			\$100.00

New Jersey Department of Transportation  
Jan 2022 - Dec 2022

12:15 Tuesday, January 3, 2023 524

HISTORICAL BID PRICE LISTING  
BY REGION

REGION: S

PAY ITEM	CALENDAR QUARTER	CONTRACT NUMBER	COUNTY LOCATION	PROJECT DESCRIPTION	BID QUANTITY	AWARD PRICE	SECOND BIDDER	THIRD BIDDER	ESTIMATE
SEPTIC SYSTEM / LS									
652443P	2022Q2	22103	BURLINGTON	NHP-0206(333)	1	\$35,000	\$50,000	\$150,000	\$30,000

New Jersey Department of Transportation  
Jan 2022 - Dec 2022

12:15 Tuesday, January 3, 2023 525

HISTORICAL BID PRICE LISTING

BY REGION

REGION: S

PAY ITEM	CALENDAR QUARTER	CONTRACT NUMBER	COUNTY LOCATION	PROJECT DESCRIPTION	BID QUANTITY	AWARD PRICE	SECOND BIDDER	THIRD BIDDER	ESTIMATE
RESET GAS VALVE BOX / U									
653084M	2022Q1	22408	ATLANTIC	STATE	9	\$0.01	\$0.01		\$80.00
		22406	BURLINGTON	STATE	17	\$50.00	\$15.00	\$50.00	\$80.00
		22407	CUMBERLAND	STATE	20	\$5.00			\$80.00
		22407	CUMBERLAND	STATE	100	\$0.01			\$50.00
		22408	ATLANTIC	STATE	100	\$0.01	\$0.01		\$50.00
	2022Q4	22151	ATLANTIC	NHPP-0030 (368)	5	\$1,500			\$100.00

New Jersey Department of Transportation  
Jan 2022 - Dec 2022

12:15 Tuesday, January 3, 2023 526

HISTORICAL BID PRICE LISTING  
BY REGION

REGION: S

PAY ITEM	CALENDAR QUARTER	CONTRACT NUMBER	COUNTY LOCATION	PROJECT DESCRIPTION	BID QUANTITY	AWARD PRICE	SECOND BIDDER	THIRD BIDDER	ESTIMATE
ELECTRICAL CONDUIT / LF									
654003P	2022Q2	22124	CUMBERLAND	NHP-0555 (303)	470	\$215.00	\$250.00	\$267.00	\$230.00
-----									
ELECTRIC RISER / U									
654027M	2022Q2	22114	CAMDEN	NHP-0076 (207)	3	\$1,000	\$1,000	\$5,000	\$5,000
-----									
ELECTRICAL MANHOLE / U									
654030M	2022Q2	22114	CAMDEN	NHP-0076 (207)	2	\$120,000	\$132,000	\$50,000	\$45,000
-----									
CONCRETE ENCASED DUCT BANK, 2-5" PVC / LF									
654060P	2022Q2	22114	CAMDEN	NHP-0076 (207)	385	\$350.00	\$325.00	\$200.00	\$400.00
-----									
CONCRETE ENCASED DUCT BANK, 12-5" PVC / LF									
654065P	2022Q2	22114	CAMDEN	NHP-0076 (207)	563	\$550.00	\$530.00	\$750.00	\$500.00

New Jersey Department of Transportation  
Jan 2022 - Dec 2022

12:15 Tuesday, January 3, 2023 527

HISTORICAL BID PRICE LISTING  
BY REGION

REGION: S



PAY ITEM	CALENDAR QUARTER	CONTRACT NUMBER	COUNTY LOCATION	PROJECT DESCRIPTION	BID QUANTITY	AWARD PRICE	SECOND BIDDER	THIRD BIDDER	ESTIMATE
----------	------------------	-----------------	-----------------	---------------------	--------------	-------------	---------------	--------------	----------

UTILITY PIPE SUPPORT / LS

657005P	2022Q2	22124	CUMBERLAND	NHP-0555 (303)	1	\$25,000	\$47,500	\$45,540	\$200,000
---------	--------	-------	------------	----------------	---	----------	----------	----------	-----------

New Jersey Department of Transportation  
Jan 2022 - Dec 2022

12:15 Tuesday, January 3, 2023 528

HISTORICAL BID PRICE LISTING  
BY REGION

REGION: S

PAY ITEM	CALENDAR QUARTER	CONTRACT NUMBER	COUNTY LOCATION	PROJECT DESCRIPTION	BID QUANTITY	AWARD PRICE	SECOND BIDDER	THIRD BIDDER	ESTIMATE
----------	------------------	-----------------	-----------------	---------------------	--------------	-------------	---------------	--------------	----------

3/4" RIGID METALLIC CONDUIT / LF

701006P	2022Q2	22125	BURLINGTON	NHP-D00S (589)	3	\$150.00	\$125.00	\$125.00	\$125.00
		22125	BURLINGTON	NHP-D00S (589)	3	\$150.00	\$125.00	\$125.00	\$125.00
		22125	BURLINGTON	NHP-D00S (589)	3	\$150.00	\$125.00	\$125.00	\$125.00
		22125	BURLINGTON	NHP-D00S (589)	3	\$150.00	\$125.00	\$125.00	\$125.00

2" RIGID METALLIC CONDUIT / LF

701015P	2022Q2	22132	CAMDEN	HSIP-D00S (574)	20	\$90.00	\$90.00	\$60.00	\$60.00
		22114	CAMDEN	NHP-0076 (207)	48	\$125.00	\$100.00	\$30.00	\$50.00
	2022Q4	22139	GLOUCESTER	NHP-0040 (318)	278	\$82.00	\$82.00	\$60.00	\$48.00

3" RIGID METALLIC CONDUIT / LF

701021P	2022Q2	22125	BURLINGTON	NHP-D00S (589)	21	\$150.00	\$125.00	\$280.00	\$125.00
		22125	BURLINGTON	NHP-D00S (589)	21	\$150.00	\$125.00	\$280.00	\$125.00
		22124	CUMBERLAND	NHP-0555 (303)	500	\$80.00	\$94.00	\$102.00	\$70.00
		22124	CUMBERLAND	NHP-0555 (303)	610	\$60.00	\$70.50	\$76.25	\$75.00
		22103	BURLINGTON	NHP-0206 (333)	773	\$75.00	\$86.00	\$86.00	\$42.00
		22132	CAMDEN	HSIP-D00S (574)	3,545	\$95.00	\$95.00	\$90.00	\$65.00
	2022Q4	22139	GLOUCESTER	NHP-0040 (318)	810	\$84.00	\$84.00	\$75.00	\$65.00

2" RIGID NONMETALLIC CONDUIT / LF

701027P	2022Q2	22125	BURLINGTON	NHP-D00S (589)	33	\$150.00	\$150.00	\$150.00	\$75.00
		22125	BURLINGTON	NHP-D00S (589)	37	\$150.00	\$150.00	\$135.00	\$75.00

FIBERGLASS CONDUIT / LF

701091P	2022Q2	22124	CUMBERLAND	NHP-0555 (303)	1,405	\$40.00	\$119.00	\$145.00	\$80.00
---------	--------	-------	------------	----------------	-------	---------	----------	----------	---------

New Jersey Department of Transportation  
Jan 2022 - Dec 2022

12:15 Tuesday, January 3, 2023 529

HISTORICAL BID PRICE LISTING  
BY REGION

REGION: S

PAY ITEM	CALENDAR QUARTER	CONTRACT NUMBER	COUNTY LOCATION	PROJECT DESCRIPTION	BID QUANTITY	AWARD PRICE	SECOND BIDDER	THIRD BIDDER	ESTIMATE
18" X 36" JUNCTION BOX / U									
701102M	2022Q1	22408	ATLANTIC	STATE	2	\$4,200	\$4,600		\$2,475
	2022Q2	22124	CUMBERLAND	NHP-0555 (303)	3	\$3,600	\$4,000	\$4,310	\$4,200
		22124	CUMBERLAND	NHP-0555 (303)	4	\$2,000	\$1,450	\$4,090	\$1,500
		22103	BURLINGTON	NHP-0206 (333)	9	\$2,500	\$3,330	\$3,330	\$55.00
		22132	CAMDEN	HSIP-D00S (574)	19	\$3,200	\$3,200	\$3,590	\$2,600
	2022Q4	22139	GLOUCESTER	NHP-0040 (318)	10	\$3,600	\$3,600	\$3,300	\$2,750
-----									
18" X 8" X 6" METAL JUNCTION BOX / U									
701112M	2022Q2	22125	BURLINGTON	NHP-D00S (589)	2	\$5,000	\$7,500	\$7,100	\$2,000
		22125	BURLINGTON	NHP-D00S (589)	2	\$4,300	\$7,500	\$7,100	\$2,000
		22125	BURLINGTON	NHP-D00S (589)	2	\$5,000	\$7,500	\$7,100	\$2,000
		22125	BURLINGTON	NHP-D00S (589)	2	\$5,000	\$7,500	\$7,100	\$2,000
-----									
JUNCTION BOX FOUNDATION / U									
701117M	2022Q2	22103	BURLINGTON	NHP-0206 (333)	1	\$2,650	\$3,120	\$3,120	\$2,820
		22124	CUMBERLAND	NHP-0555 (303)	1	\$3,600	\$4,000	\$4,320	\$3,100
-----									
FOUNDATION, TYPE SFT / U									
701123M	2022Q2	22124	CUMBERLAND	NHP-0555 (303)	1	\$3,000	\$3,200	\$3,470	\$2,550
		22103	BURLINGTON	NHP-0206 (333)	2	\$2,335	\$2,800	\$2,800	\$2,200
		22132	CAMDEN	HSIP-D00S (574)	7	\$3,300	\$3,300	\$3,000	\$2,400
	2022Q4	22139	GLOUCESTER	NHP-0040 (318)	4	\$3,200	\$3,200	\$3,300	\$2,510
-----									
FOUNDATION, TYPE P-MC MODIFIED / U									
701128M	2022Q2	22124	CUMBERLAND	NHP-0555 (303)	1	\$5,500	\$6,400	\$6,910	\$4,500
		22132	CAMDEN	HSIP-D00S (574)	2	\$6,300	\$6,300	\$5,550	\$4,600
	2022Q4	22139	GLOUCESTER	NHP-0040 (318)	1	\$6,000	\$6,000	\$6,300	\$4,500

New Jersey Department of Transportation  
Jan 2022 - Dec 2022

12:15 Tuesday, January 3, 2023 530

HISTORICAL BID PRICE LISTING  
BY REGION

REGION: S

PAY ITEM	CALENDAR QUARTER	CONTRACT NUMBER	COUNTY LOCATION	PROJECT DESCRIPTION	BID QUANTITY	AWARD PRICE	SECOND BIDDER	THIRD BIDDER	ESTIMATE
FOUNDATION, TYPE SPF / U									
701135M	2022Q2	22124	CUMBERLAND	NHP-0555 (303)	2	\$2,500	\$2,750	\$2,980	\$1,800
		22103	BURLINGTON	NHP-0206 (333)	3	\$1,700	\$2,200	\$2,200	\$2,000
		22132	CAMDEN	HSIP-D00S (574)	23	\$2,150	\$2,150	\$2,400	\$2,100
	2022Q4	22139	GLOUCESTER	NHP-0040 (318)	3	\$2,800	\$2,800	\$2,150	\$1,900

-----  
BORING FOR FOUNDATION, STF 50 FOOT ARM / U

701136M	2022Q2	22103	BURLINGTON	NHP-0206 (333)	2	\$6,000	\$14,800	\$2,500	\$8,500
		22132	CAMDEN	HSIP-D00S (574)	3	\$6,000	\$6,000	\$15,900	\$12,000
	2022Q4	22139	GLOUCESTER	NHP-0040 (318)	2	\$16,000	\$16,000	\$30,000	\$12,800

-----  
FOUNDATION, STF FOR GREATER THAN 50 FOOT / LF

701137M	2022Q2	22103	BURLINGTON	NHP-0206 (333)	2	\$4,240	\$27,200	\$5,000	\$7,950
		22132	CAMDEN	HSIP-D00S (574)	45	\$2,100	\$2,100	\$1,800	\$1,600
	2022Q4	22139	GLOUCESTER	NHP-0040 (318)	30	\$1,600	\$1,600	\$1,200	\$1,900

-----  
FOUNDATION, TYPE STF / U

701138M	2022Q2	22132	CAMDEN	HSIP-D00S (574)	13	\$11,000	\$11,000	\$6,900	\$5,660
	2022Q4	22139	GLOUCESTER	NHP-0040 (318)	2	\$7,600	\$7,600	\$11,000	\$6,500

-----  
FOUNDATION, TYPE SFK / U

701144M	2022Q2	22103	BURLINGTON	NHP-0206 (333)	2	\$2,550	\$3,200	\$3,200	\$2,425
		22124	CUMBERLAND	NHP-0555 (303)	2	\$3,100	\$3,750	\$3,970	\$2,575
		22132	CAMDEN	HSIP-D00S (574)	3	\$3,500	\$3,500	\$3,200	\$2,600

-----  
METER CABINET, TYPE TL / U

701171M	2022Q2	22103	BURLINGTON	NHP-0206 (333)	1	\$5,100	\$4,180	\$4,200	\$4,200
---------	--------	-------	------------	----------------	---	---------	---------	---------	---------

New Jersey Department of Transportation  
Jan 2022 - Dec 2022

12:15 Tuesday, January 3, 2023 531

HISTORICAL BID PRICE LISTING  
BY REGION

REGION: S

PAY ITEM	CALENDAR QUARTER	CONTRACT NUMBER	COUNTY LOCATION	PROJECT DESCRIPTION	BID QUANTITY	AWARD PRICE	SECOND BIDDER	THIRD BIDDER	ESTIMATE
METER CABINET, TYPE TL / U									

701171M	(cont)	22124	CUMBERLAND	NHP-0555 (303)	1	\$4,200	\$4,500	\$4,960	\$4,100
		22132	CAMDEN	HSIP-D00S (574)	2	\$4,650	\$4,650	\$4,212	\$4,150
	2022Q4	22139	GLOUCESTER	NHP-0040 (318)	1	\$5,270	\$5,270	\$4,700	\$4,200

-----  
GROUND WIRE, NO. 8 AWG / LF

701192P	2022Q2	22124	CUMBERLAND	NHP-0555 (303)	355	\$1.25	\$1.40	\$1.50	\$4.00
		22103	BURLINGTON	NHP-0206 (333)	607	\$2.35	\$1.36	\$1.35	\$3.00
		22132	CAMDEN	HSIP-D00S (574)	5,690	\$2.45	\$2.45	\$1.12	\$4.00
	2022Q4	22139	GLOUCESTER	NHP-0040 (318)	1,050	\$0.48	\$0.48	\$2.10	\$3.50

New Jersey Department of Transportation  
Jan 2022 - Dec 2022

12:15 Tuesday, January 3, 2023 532

HISTORICAL BID PRICE LISTING  
BY REGION

REGION: S

PAY ITEM	CALENDAR QUARTER	CONTRACT NUMBER	COUNTY LOCATION	PROJECT DESCRIPTION	BID QUANTITY	AWARD PRICE	SECOND BIDDER	THIRD BIDDER	ESTIMATE
-----									
MULTIPLE LIGHTING WIRE, NO. 8 AWG / LF									
701201P	2022Q2	22124	CUMBERLAND	NHP-0555 (303)	450	\$1.35	\$1.55	\$1.65	\$5.00
		22103	BURLINGTON	NHP-0206 (333)	1,492	\$3.25	\$1.42	\$1.45	\$3.00
		22132	CAMDEN	HSIP-D00S (574)	5,110	\$2.15	\$2.15	\$1.42	\$3.00
	2022Q4	22139	GLOUCESTER	NHP-0040 (318)	2,000	\$1.20	\$1.20	\$1.85	\$4.00

-----  
SERVICE WIRE, NO. 2 AWG / LF

701210P	2022Q2	22114	CAMDEN	NHP-0076 (207)	205	\$5.00	\$30.00	\$30.00	\$8.00
	2022Q4	22139	GLOUCESTER	NHP-0040 (318)	60	\$6.19	\$6.19	\$18.00	\$8.00

-----  
SERVICE WIRE, NO. 6 AWG / LF

701213P	2022Q2	22103	BURLINGTON	NHP-0206 (333)	142	\$2.50	\$3.43	\$3.50	\$4.00
		22132	CAMDEN	HSIP-D00S (574)	195	\$3.20	\$3.20	\$3.55	\$6.00
		22124	CUMBERLAND	NHP-0555 (303)	200	\$3.25	\$3.65	\$3.95	\$7.00
	2022Q4	22139	GLOUCESTER	NHP-0040 (318)	150	\$3.19	\$3.19	\$7.25	\$5.00

New Jersey Department of Transportation  
Jan 2022 - Dec 2022

12:15 Tuesday, January 3, 2023 533

HISTORICAL BID PRICE LISTING  
BY REGION

REGION: S

PAY ITEM	CALENDAR QUARTER	CONTRACT NUMBER	COUNTY LOCATION	PROJECT DESCRIPTION	BID QUANTITY	AWARD PRICE	SECOND BIDDER	THIRD BIDDER	ESTIMATE
----------	------------------	-----------------	-----------------	---------------------	--------------	-------------	---------------	--------------	----------

CONTROLLER, 8 PHASE / U									
702009M	2022Q2	22103	BURLINGTON	NHP-0206(333)	1	\$17,500	\$15,440	\$25,000	\$14,985
		22124	CUMBERLAND	NHP-0555(303)	1	\$17,000	\$18,000	\$19,700	\$20,000
		22132	CAMDEN	HSIP-D00S(574)	2	\$21,000	\$21,000	\$18,303	\$20,200
	2022Q4	22139	GLOUCESTER	NHP-0040(318)	1	\$20,520	\$20,520	\$30,000	\$22,300

TRAFFIC SIGNAL STANDARD, ALUMINUM / U

702012M	2022Q2	22124	CUMBERLAND	NHP-0555(303)	3	\$4,100	\$4,650	\$5,040	\$3,100
		22103	BURLINGTON	NHP-0206(333)	4	\$3,320	\$3,580	\$3,600	\$2,185
		22132	CAMDEN	HSIP-D00S(574)	10	\$3,950	\$3,950	\$4,384	\$3,200
	2022Q4	22139	GLOUCESTER	NHP-0040(318)	4	\$2,920	\$2,920	\$3,550	\$3,300

SIGNAL STANDARD GREATER 50 FOOT, STEEL / U

702014M	2022Q2	22103	BURLINGTON	NHP-0206(333)	2	\$18,745	\$19,980	\$20,000	\$6,270
		22132	CAMDEN	HSIP-D00S(574)	3	\$15,000	\$15,000	\$15,470	\$10,300
	2022Q4	22139	GLOUCESTER	NHP-0040(318)	2	\$21,360	\$21,360	\$2,700	\$10,900

TRAFFIC SIGNAL STANDARD, STEEL / U

702015M	2022Q2	22132	CAMDEN	HSIP-D00S(574)	14	\$9,100	\$9,100	\$9,423	\$7,000
	2022Q4	22139	GLOUCESTER	NHP-0040(318)	2	\$8,140	\$8,140	\$10,250	\$7,700

PEDESTRIAN SIGNAL STANDARD / U

702018M	2022Q2	22124	CUMBERLAND	NHP-0555(303)	2	\$1,000	\$1,175	\$1,270	\$1,100
		22103	BURLINGTON	NHP-0206(333)	3	\$1,100	\$998	\$1,000	\$900.00
		22132	CAMDEN	HSIP-D00S(574)	23	\$1,150	\$1,150	\$1,021	\$1,100
	2022Q4	22139	GLOUCESTER	NHP-0040(318)	3	\$1,020	\$1,020	\$1,250	\$1,200

New Jersey Department of Transportation  
Jan 2022 - Dec 2022

12:15 Tuesday, January 3, 2023 534

HISTORICAL BID PRICE LISTING  
BY REGION

REGION: S

PAY ITEM	CALENDAR QUARTER	CONTRACT NUMBER	COUNTY LOCATION	PROJECT DESCRIPTION	BID QUANTITY	AWARD PRICE	SECOND BIDDER	THIRD BIDDER	ESTIMATE
TRAFFIC SIGNAL MAST ARM, ALUMINUM / U									
702021M	2022Q2	22103	BURLINGTON	NHP-0206(333)	2	\$4,600	\$2,980	\$3,000	\$3,235
		22124	CUMBERLAND	NHP-0555(303)	2	\$3,000	\$3,500	\$3,790	\$2,700
		22132	CAMDEN	HSIP-D00S(574)	9	\$3,250	\$3,250	\$3,122	\$2,400

-----									
TRAFFIC SIGNAL MAST ARM, STEEL / U									
702024M	2022Q2	22132	CAMDEN	HSIP-D00S(574)	15	\$7,050	\$7,050	\$7,732	\$5,800
	2022Q4	22139	GLOUCESTER	NHP-0040(318)	2	\$6,160	\$6,160	\$7,900	\$7,000

-----  
TRAFFIC ARM GREATER THAN 50 FOOT, STEEL / U

702025M	2022Q2	22103	BURLINGTON	NHP-0206(333)	2	\$35,300	\$33,840	\$35,000	\$8,175
		22132	CAMDEN	HSIP-D00S(574)	3	\$41,000	\$41,000	\$36,406	\$22,000
	2022Q4	22139	GLOUCESTER	NHP-0040(318)	2	\$48,720	\$48,720	\$60,000	\$24,000

-----  
TRAFFIC SIGNAL CABLE, 2 CONDUCTOR / LF

702027P	2022Q2	22124	CUMBERLAND	NHP-0555(303)	350	\$1.30	\$1.45	\$1.55	\$3.00
		22103	BURLINGTON	NHP-0206(333)	1,114	\$2.30	\$1.28	\$1.30	\$3.00
		22132	CAMDEN	HSIP-D00S(574)	10,390	\$1.45	\$1.45	\$1.32	\$2.00
	2022Q4	22139	GLOUCESTER	NHP-0040(318)	1,450	\$1.25	\$1.25	\$1.75	\$2.50

-----  
TRAFFIC SIGNAL CABLE, 5 CONDUCTOR / LF

702030P	2022Q2	22124	CUMBERLAND	NHP-0555(303)	620	\$2.00	\$2.15	\$2.35	\$4.00
		22103	BURLINGTON	NHP-0206(333)	1,447	\$2.85	\$2.01	\$2.00	\$3.00
		22132	CAMDEN	HSIP-D00S(574)	13,940	\$2.15	\$2.15	\$2.04	\$3.00
	2022Q4	22139	GLOUCESTER	NHP-0040(318)	2,200	\$1.89	\$1.89	\$2.60	\$3.50

-----  
TRAFFIC SIGNAL CABLE, 10 CONDUCTOR / LF

702033P	2022Q2	22124	CUMBERLAND	NHP-0555(303)	1,020	\$3.60	\$4.10	\$4.45	\$4.00
---------	--------	-------	------------	---------------	-------	--------	--------	--------	--------

New Jersey Department of Transportation  
Jan 2022 - Dec 2022

12:15 Tuesday, January 3, 2023 535

HISTORICAL BID PRICE LISTING  
BY REGION

REGION: S

PAY ITEM	CALENDAR QUARTER	CONTRACT NUMBER	COUNTY LOCATION	PROJECT DESCRIPTION	BID QUANTITY	AWARD PRICE	SECOND BIDDER	THIRD BIDDER	ESTIMATE
-----	-----	-----	-----	-----	-----	-----	-----	-----	-----
TRAFFIC SIGNAL CABLE, 10 CONDUCTOR / LF									
702033P	(cont)	22103	BURLINGTON	NHP-0206(333)	2,333	\$3.85	\$4.50	\$4.50	\$4.00
		22132	CAMDEN	HSIP-D00S(574)	13,830	\$3.30	\$3.30	\$3.34	\$4.00
	2022Q4	22139	GLOUCESTER	NHP-0040(318)	2,300	\$3.55	\$3.55	\$3.15	\$5.00

-----  
TRAFFIC SIGNAL HEAD / U

702036M	2022Q2	22124	CUMBERLAND	NHP-0555 (303)	8	\$1,400	\$1,500	\$1,600	\$1,375
		22103	BURLINGTON	NHP-0206 (333)	16	\$1,450	\$1,640	\$1,640	\$1,080
		22132	CAMDEN	HSIP-D00S (574)	95	\$1,150	\$1,150	\$2,593	\$1,600
	2022Q4	22139	GLOUCESTER	NHP-0040 (318)	12	\$1,700	\$1,700	\$1,300	\$1,400

-----  
PUSH BUTTON INSTALLATION / U

702038M	2022Q2	22124	CUMBERLAND	NHP-0555 (303)	1	\$2,400	\$2,850	\$3,100	\$2,000
		22132	CAMDEN	HSIP-D00S (574)	24	\$2,350	\$2,350	\$2,500	\$1,950
			2022Q4	22139	GLOUCESTER	NHP-0040 (318)	1	\$2,800	\$2,800

-----  
PEDESTRIAN SIGNAL HEAD / U

702039M	2022Q2	22103	BURLINGTON	NHP-0206 (333)	4	\$885	\$1,040	\$1,040	\$1,000
		22124	CUMBERLAND	NHP-0555 (303)	4	\$1,000	\$1,125	\$1,220	\$1,000
		22132	CAMDEN	HSIP-D00S (574)	52	\$325	\$325	\$1,223	\$1,000
	2022Q4	22139	GLOUCESTER	NHP-0040 (318)	8	\$1,230	\$1,230	\$875	\$1,200

-----  
PUSH BUTTON / U

702042M	2022Q2	22124	CUMBERLAND	NHP-0555 (303)	2	\$450.00	\$500.00	\$553.00	\$500.00
		22103	BURLINGTON	NHP-0206 (333)	4	\$470.00	\$409.00	\$410.00	\$500.00
		22132	CAMDEN	HSIP-D00S (574)	52	\$375.00	\$375.00	\$440.42	\$400.00
	2022Q4	22139	GLOUCESTER	NHP-0040 (318)	8	\$455.00	\$455.00	\$400.00	\$500.00

New Jersey Department of Transportation  
Jan 2022 - Dec 2022

12:15 Tuesday, January 3, 2023 536

HISTORICAL BID PRICE LISTING  
BY REGION

REGION: S

PAY ITEM	CALENDAR QUARTER	CONTRACT NUMBER	COUNTY LOCATION	PROJECT DESCRIPTION	BID QUANTITY	AWARD PRICE	SECOND BIDDER	THIRD BIDDER	ESTIMATE
IMAGE DETECTOR / U									
702045M	2022Q4	22139	GLOUCESTER	NHP-0040 (318)	4	\$5,690	\$5,690	\$8,250	\$19,000

-----  
RADAR DETECTOR / U

702046M	2022Q2	22124	CUMBERLAND	NHP-0555 (303)	2	\$10,000	\$10,750	\$11,530	\$9,500
		22103	BURLINGTON	NHP-0206 (333)	4	\$8,590	\$9,010	\$9,000	\$9,000
		22132	CAMDEN	HSIP-D00S (574)	18	\$9,600	\$9,600	\$10,001	\$8,300

-----  
GENERATOR AUXILIARY CABINET / U

702050M	2022Q2	22103	BURLINGTON	NHP-0206 (333)	1	\$8,545	\$7,290	\$7,300	\$8,200
		22124	CUMBERLAND	NHP-0555 (303)	1	\$7,500	\$8,250	\$8,970	\$7,300

	22132	CAMDEN	HSIP-D00S (574)	6	\$11,900	\$11,900	\$9,512	\$7,100
2022Q4	22139	GLOUCESTER	NHP-0040 (318)	1	\$8,390	\$8,390	\$8,350	\$7,400

-----  
INTERIM TRAFFIC SIGNAL SYSTEM, LOCATION / LS

702057M	2022Q2	22103	BURLINGTON	NHP-0206 (333)	1	\$14,300	\$81,550	\$5,000	\$11,100
		22132	CAMDEN	HSIP-D00S (574)	1	\$15,000	\$15,000	\$18,754	\$12,500
		22132	CAMDEN	HSIP-D00S (574)	1	\$45,000	\$45,000	\$20,097	\$12,500
		22132	CAMDEN	HSIP-D00S (574)	1	\$8,000	\$8,000	\$25,918	\$12,500
		22132	CAMDEN	HSIP-D00S (574)	1	\$18,000	\$18,000	\$16,273	\$12,500
		22132	CAMDEN	HSIP-D00S (574)	1	\$8,000	\$8,000	\$19,110	\$12,500
		22132	CAMDEN	HSIP-D00S (574)	1	\$15,000	\$15,000	\$22,496	\$12,500
	2022Q4	22139	GLOUCESTER	NHP-0040 (318)	1	\$14,830	\$14,830	\$23,000	\$3,100

-----  
CONTROLLER TURN-ON / U

702060M	2022Q2	22103	BURLINGTON	NHP-0206 (333)	1	\$14,000	\$4,760	\$8,000	\$2,725
		22124	CUMBERLAND	NHP-0555 (303)	1	\$3,600	\$4,100	\$4,440	\$7,400
		22132	CAMDEN	HSIP-D00S (574)	6	\$15,000	\$15,000	\$6,485	\$6,500
	2022Q4	22139	GLOUCESTER	NHP-0040 (318)	1	\$5,400	\$5,400	\$5,000	\$5,000

New Jersey Department of Transportation  
Jan 2022 - Dec 2022

12:15 Tuesday, January 3, 2023 537

HISTORICAL BID PRICE LISTING  
BY REGION

REGION: S

PAY ITEM	CALENDAR QUARTER	CONTRACT NUMBER	COUNTY LOCATION	PROJECT DESCRIPTION	BID QUANTITY	AWARD PRICE	SECOND BIDDER	THIRD BIDDER	ESTIMATE
-----	-----	-----	-----	-----	-----	-----	-----	-----	-----
LIGHTING STANDARD	ALUMINUM / U								
703003M	2022Q2	22103	BURLINGTON	NHP-0206 (333)	1	\$2,525	\$2,600	\$2,600	\$2,000
		22124	CUMBERLAND	NHP-0555 (303)	1	\$2,700	\$3,100	\$3,370	\$2,600

-----  
LUMINAIRE / U

703018M	2022Q2	22124	CUMBERLAND	NHP-0555 (303)	2	\$2,000	\$2,250	\$2,450	\$1,950
		22103	BURLINGTON	NHP-0206 (333)	4	\$2,630	\$2,310	\$2,300	\$1,700
		22132	CAMDEN	HSIP-D00S (574)	11	\$2,500	\$2,500	\$2,274	\$1,650
	2022Q4	22139	GLOUCESTER	NHP-0040 (318)	4	\$2,580	\$2,580	\$3,150	\$2,200

New Jersey Department of Transportation  
Jan 2022 - Dec 2022

12:15 Tuesday, January 3, 2023 538

HISTORICAL BID PRICE LISTING  
BY REGION

REGION: S



PAY ITEM	CALENDAR QUARTER	CONTRACT NUMBER	COUNTY LOCATION	PROJECT DESCRIPTION	BID QUANTITY	AWARD PRICE	SECOND BIDDER	THIRD BIDDER	ESTIMATE
JUNCTION BOX ITS TYPE C / U									
704009M	2022Q4	22139	GLOUCESTER	NHP-0040 (318)	2	\$2,790	\$2,790	\$4,100	\$3,650
METER CABINET ITS / U									
704011M	2022Q4	22139	GLOUCESTER	NHP-0040 (318)	1	\$4,070	\$4,070	\$3,000	\$3,140
COMMUNICATION CABLE / LF									
704012P	2022Q4	22139	GLOUCESTER	NHP-0040 (318)	249	\$3.55	\$3.55	\$7.50	\$15.00
FOUNDATION ITS TYPE D-MC / U									
704023M	2022Q4	22139	GLOUCESTER	NHP-0040 (318)	1	\$5,000	\$5,000	\$6,700	\$4,000
CONTROL CENTER SYSTEM, LOCATION NO. ___ / LS									
704033P	2022Q4	22139	GLOUCESTER	NHP-0040 (318)	1	\$10,580	\$10,580	\$4,000	\$7,500
FOUNDATION CSS / U									
704035M	2022Q4	22139	GLOUCESTER	NHP-0040 (318)	1	\$36,000	\$36,000	\$19,000	\$13,000
CAMERA STANDARD TYPE A / U									
704048M	2022Q4	22139	GLOUCESTER	NHP-0040 (318)	1	\$83,800	\$83,800	\$112,000	\$70,000
CAMERA / U									
704060M	2022Q4	22139	GLOUCESTER	NHP-0040 (318)	2	\$5,890	\$5,890	\$10,500	\$9,000
CONTROLLER, CAMERA / U									
704063M	2022Q4	22139	GLOUCESTER	NHP-0040 (318)	1	\$47,040	\$47,040	\$53,500	\$50,000

New Jersey Department of Transportation  
Jan 2022 - Dec 2022

12:15 Tuesday, January 3, 2023 539

HISTORICAL BID PRICE LISTING  
BY REGION

REGION: S

PAY ITEM	CALENDAR QUARTER	CONTRACT NUMBER	COUNTY LOCATION	PROJECT DESCRIPTION	BID QUANTITY	AWARD PRICE	SECOND BIDDER	THIRD BIDDER	ESTIMATE
WIM ROADWAY DEVICES 1 LANES / U									

704189M	2022Q1 22408	ATLANTIC	STATE	4	\$25,000	\$26,500		\$32,039
	2022Q2 22111	BURLINGTON	NHP-0068(301)	6	\$45,388			\$30,500

New Jersey Department of Transportation 12:15 Tuesday, January 3, 2023 540  
Jan 2022 - Dec 2022

HISTORICAL BID PRICE LISTING  
BY REGION

REGION: S

PAY ITEM	CALENDAR QUARTER	CONTRACT NUMBER	COUNTY LOCATION	PROJECT DESCRIPTION	BID QUANTITY	AWARD PRICE	SECOND BIDDER	THIRD BIDDER	ESTIMATE
SELECTIVE CLEARING / SY									
801012M	2022Q2	22125	BURLINGTON	NHP-D00S(589)	2,276	\$40.00	\$50.00	\$29.00	\$7.00

New Jersey Department of Transportation 12:15 Tuesday, January 3, 2023 541  
Jan 2022 - Dec 2022

HISTORICAL BID PRICE LISTING  
BY REGION

REGION: S

PAY ITEM	CALENDAR QUARTER	CONTRACT NUMBER	COUNTY LOCATION	PROJECT DESCRIPTION	BID QUANTITY	AWARD PRICE	SECOND BIDDER	THIRD BIDDER	ESTIMATE
TRIMMING EXISTING TREE, OVER 6" TO 12" D / U									
802003M	2022Q1	22426	CAMDEN	STATE	25	\$25.00	\$120.00		\$100.00
-----									
TRIMMING EXISTING TREE, OVER 12" TO 18" / U									
802006M	2022Q1	22426	CAMDEN	STATE	3	\$25.00	\$120.00		\$150.00
-----									
TRIMMING EXISTING TREE, OVER 18" TO 24" / U									
802009M	2022Q1	22426	CAMDEN	STATE	3	\$25.00	\$120.00		\$150.00
-----									
TRIMMING EXISTING TREE, OVER 24" TO 30" / U									
802012M	2022Q1	22426	CAMDEN	STATE	3	\$25.00	\$120.00		\$150.00
-----									
TRIMMING EXISTING TREE, OVER 30" TO 36" / U									
802015M	2022Q1	22426	CAMDEN	STATE	3	\$25.00	\$120.00		\$150.00
-----									
TRIMMING EXISTING TREE, OVER 36" DIAMETE / U									
802018M	2022Q1	22426	CAMDEN	STATE	3	\$25.00	\$120.00		\$170.00

-----  
 TREE REMOVAL, OVER 6" TO 12" DIAMETER / U

802021M	2022Q1	22426	CAMDEN	STATE	25	\$50.00	\$300.00		\$100.00
---------	--------	-------	--------	-------	----	---------	----------	--	----------

-----  
 TREE REMOVAL, OVER 12" TO 18" DIAMETER / U

802024M	2022Q1	22426	CAMDEN	STATE	3	\$100.00	\$300.00		\$250.00
---------	--------	-------	--------	-------	---	----------	----------	--	----------

-----  
 TREE REMOVAL, OVER 18" TO 24" DIAMETER / U

802027M	2022Q1	22426	CAMDEN	STATE	3	\$250.00	\$300.00		\$250.00
---------	--------	-------	--------	-------	---	----------	----------	--	----------

New Jersey Department of Transportation  
 Jan 2022 - Dec 2022 12:15 Tuesday, January 3, 2023 542

HISTORICAL BID PRICE LISTING  
 BY REGION

REGION: S

PAY ITEM	CALENDAR QUARTER	CONTRACT NUMBER	COUNTY LOCATION	PROJECT DESCRIPTION	BID QUANTITY	AWARD PRICE	SECOND BIDDER	THIRD BIDDER	ESTIMATE
-----	-----	-----	-----	-----	-----	-----	-----	-----	-----

TREE REMOVAL, OVER 24" TO 30" DIAMETER / U

802030M	2022Q1	22426	CAMDEN	STATE	3	\$600.00	\$300.00		\$250.00
---------	--------	-------	--------	-------	---	----------	----------	--	----------

-----  
 TREE REMOVAL, OVER 30" TO 36" DIAMETER / U

802033M	2022Q1	22426	CAMDEN	STATE	3	\$900.00	\$300.00		\$550.00
---------	--------	-------	--------	-------	---	----------	----------	--	----------

	2022Q2	22125	BURLINGTON	NHP-D00S(589)	1	\$3,000	\$5,200	\$7,250	\$3,700
--	--------	-------	------------	---------------	---	---------	---------	---------	---------

-----  
 TREE REMOVAL, OVER 36" DIAMETER / U

802036M	2022Q1	22426	CAMDEN	STATE	3	\$1,100	\$300		\$1,000
---------	--------	-------	--------	-------	---	---------	-------	--	---------

New Jersey Department of Transportation  
 Jan 2022 - Dec 2022 12:15 Tuesday, January 3, 2023 543

HISTORICAL BID PRICE LISTING  
 BY REGION

REGION: S

PAY ITEM	CALENDAR QUARTER	CONTRACT NUMBER	COUNTY LOCATION	PROJECT DESCRIPTION	BID QUANTITY	AWARD PRICE	SECOND BIDDER	THIRD BIDDER	ESTIMATE
-----	-----	-----	-----	-----	-----	-----	-----	-----	-----

TOPSOIL SPREADING \_\_\_" THICK / SY

804000P	2022Q1	22407	CUMBERLAND	STATE	739	\$10.00			\$7.00
		22406	BURLINGTON	STATE	1,127	\$1.00	\$3.00	\$3.25	\$7.00
		22408	ATLANTIC	STATE	1,198	\$0.50	\$4.00		\$7.00

	22407	CUMBERLAND	STATE	5,000	\$0.01			\$5.00
	22408	ATLANTIC	STATE	5,000	\$0.01	\$0.01		\$5.00
2022Q2	22114	CAMDEN	NHP-0076 (207)	130	\$5.00	\$10.00	\$10.00	\$10.00
	22124	CUMBERLAND	NHP-0555 (303)	160	\$20.00	\$27.50	\$11.75	\$12.00
	22125	BURLINGTON	NHP-D00S (589)	450	\$13.00	\$30.00	\$67.00	\$4.00
	22103	BURLINGTON	NHP-0206 (333)	6,445	\$5.00	\$2.75	\$3.80	\$7.00
2022Q3	22140	GLOUCESTER	NHP-0055 (304)	22	\$20.00	\$500.00		\$30.00
2022Q4	22139	GLOUCESTER	NHP-0040 (318)	1,370	\$7.00	\$5.60	\$3.60	\$4.00

-----  
 PLANT PIT SOIL / CY

804014P	2022Q4	22139	GLOUCESTER	NHP-0040 (318)	4	\$50.00	\$275.00	\$300.00	\$75.00
---------	--------	-------	------------	----------------	---	---------	----------	----------	---------

-----  
 BORROW TOPSOIL / CY

804015P	2022Q1	22406	BURLINGTON	STATE	100	\$31.00	\$10.00	\$55.00	\$50.00
		22407	CUMBERLAND	STATE	100	\$50.00			\$50.00
		22408	ATLANTIC	STATE	130	\$1.00	\$10.00		\$50.00
		22407	CUMBERLAND	STATE	1,250	\$0.01			\$4.00
		22408	ATLANTIC	STATE	1,250	\$0.01	\$0.01		\$4.00
	2022Q2	22114	CAMDEN	NHP-0076 (207)	4	\$75.00	\$150.00	\$100.00	\$63.00
		22132	CAMDEN	HSIP-D00S (574)	20	\$65.00	\$65.00	\$172.50	\$50.00
		22124	CUMBERLAND	NHP-0555 (303)	29	\$60.00	\$35.00	\$76.50	\$55.00
		22125	BURLINGTON	NHP-D00S (589)	55	\$50.00	\$75.00	\$235.00	\$48.00
		22103	BURLINGTON	NHP-0206 (333)	1,140	\$50.00	\$55.00	\$30.50	\$30.00
	2022Q3	22140	GLOUCESTER	NHP-0055 (304)	7	\$50.00	\$500.00		\$40.00
		22138	GLOUCESTER	NHP-0322 (330)	25	\$120.00			\$55.00

New Jersey Department of Transportation  
 Jan 2022 - Dec 2022

12:15 Tuesday, January 3, 2023 544

HISTORICAL BID PRICE LISTING  
 BY REGION

REGION: S

PAY ITEM	CALENDAR QUARTER	CONTRACT NUMBER	COUNTY LOCATION	PROJECT DESCRIPTION	BID QUANTITY	AWARD PRICE	SECOND BIDDER	THIRD BIDDER	ESTIMATE
-----	-----	-----	-----	-----	-----	-----	-----	-----	-----
TURF REPAIR STRIP / LF									
805003M	2022Q1	22406	BURLINGTON	STATE	2,000	\$1.00	\$2.50	\$8.00	\$3.00
		22407	CUMBERLAND	STATE	2,000	\$4.00			\$3.00
		22408	ATLANTIC	STATE	2,000	\$2.00	\$2.50		\$3.00
		22407	CUMBERLAND	STATE	5,000	\$0.01			\$2.00
		22408	ATLANTIC	STATE	5,000	\$0.01	\$0.01		\$2.00
	2022Q2	22136	CAMDEN	NHP-0042 (306)	55	\$20.00	\$100.00		\$24.00
		22109	CUMBERLAND	NHP-D00S (580)	397	\$46.25			\$15.00
		22130	CAPE MAY	NHP-0083 (300)	1,267	\$47.34			\$18.00
		22111	BURLINGTON	NHP-0068 (301)	3,839	\$18.35			\$3.00

2022Q3	22138	GLOUCESTER	NHP-0322 (330)	2,300	\$33.60			\$3.00
	22140	GLOUCESTER	NHP-0055 (304)	6,252	\$4.00	\$18.35		\$8.00
2022Q4	22156	BURLINGTON	NHP-0009 (332)	961	\$46.26			\$26.00
	22151	ATLANTIC	NHPP-0030 (368)	5,124	\$40.42			\$2.00

-----  
STABILIZED TURF / SY

805005M	2022Q2	22111	BURLINGTON	NHP-0068 (301)	199	\$105.72		\$35.00
	2022Q3	22138	GLOUCESTER	NHP-0322 (330)	500	\$87.19		\$28.00
		22140	GLOUCESTER	NHP-0055 (304)	1,490	\$35.00	\$65.00	\$40.00
	2022Q4	22156	BURLINGTON	NHP-0009 (332)	35	\$317.86		\$50.00
		22151	ATLANTIC	NHPP-0030 (368)	307	\$102.30		\$25.00

New Jersey Department of Transportation  
Jan 2022 - Dec 2022

12:15 Tuesday, January 3, 2023 545

HISTORICAL BID PRICE LISTING  
BY REGION

REGION: S

PAY ITEM	CALENDAR QUARTER	CONTRACT NUMBER	COUNTY LOCATION	PROJECT DESCRIPTION	BID QUANTITY	AWARD PRICE	SECOND BIDDER	THIRD BIDDER	ESTIMATE
-----	-----	-----	-----	-----	-----	-----	-----	-----	-----
FERTILIZING AND SEEDING, TYPE A / SY									
806003P	2022Q1	22407	CUMBERLAND	STATE	5,000	\$0.01			\$2.00
		22408	ATLANTIC	STATE	5,000	\$0.01	\$0.01		\$2.00

-----  
FERTILIZING AND SEEDING, TYPE A-3 / SY

806006P	2022Q1	22407	CUMBERLAND	STATE	739	\$1.00			\$2.00
		22406	BURLINGTON	STATE	1,127	\$0.10	\$0.25	\$2.00	\$2.00
		22408	ATLANTIC	STATE	1,198	\$0.25	\$1.00		\$2.00
	2022Q2	22124	CUMBERLAND	NHP-0555 (303)	170	\$1.00	\$2.25	\$11.75	\$2.00
		22132	CAMDEN	HSIP-D00S (574)	256	\$5.00	\$5.00	\$23.00	\$4.00
		22125	BURLINGTON	NHP-D00S (589)	400	\$2.00	\$7.00	\$1.50	\$2.00
		22103	BURLINGTON	NHP-0206 (333)	6,445	\$1.25	\$1.65	\$1.80	\$2.00

-----  
FERTILIZING AND SEEDING, TYPE F / SY

806018P	2022Q2	22114	CAMDEN	NHP-0076 (207)	15	\$10.00	\$6.00	\$5.00	\$2.00
		22132	CAMDEN	HSIP-D00S (574)	26	\$5.00	\$5.00	\$23.00	\$5.00
		22103	BURLINGTON	NHP-0206 (333)	294	\$0.10	\$2.00	\$2.50	\$4.00
	2022Q3	22140	GLOUCESTER	NHP-0055 (304)	2	\$10.00	\$500.00		\$3.00
	2022Q4	22139	GLOUCESTER	NHP-0040 (318)	137	\$5.00	\$10.00	\$10.00	\$5.00

-----  
FERTILIZING AND SEEDING, TYPE PINELANDS / SY

806027P	2022Q2	22132	CAMDEN	HSIP-D00S(574)	45	\$5.00	\$5.00	\$23.00	\$6.00
		22125	BURLINGTON	NHP-D00S(589)	50	\$2.00	\$25.00	\$1.50	\$2.00
	2022Q4	22139	GLOUCESTER	NHP-0040(318)	1,370	\$4.00	\$2.15	\$2.50	\$6.00

-----  
 FERTILIZING AND SEEDING, LOW MAINTENANCE / SY

806033P	2022Q2	22114	CAMDEN	NHP-0076(207)	157	\$5.00	\$6.00	\$5.00	\$2.00
---------	--------	-------	--------	---------------	-----	--------	--------	--------	--------

New Jersey Department of Transportation  
 Jan 2022 - Dec 2022

12:15 Tuesday, January 3, 2023 546

HISTORICAL BID PRICE LISTING  
 BY REGION

REGION: S

PAY ITEM	CALENDAR QUARTER	CONTRACT NUMBER	COUNTY LOCATION	PROJECT DESCRIPTION	BID QUANTITY	AWARD PRICE	SECOND BIDDER	THIRD BIDDER	ESTIMATE
FERTILIZING AND SEEDING, LOW MAINTENANCE / SY									

806033P	2022Q3	22140	GLOUCESTER	NHP-0055(304)	22	\$10.00	\$100.00		\$3.00
---------	--------	-------	------------	---------------	----	---------	----------	--	--------

New Jersey Department of Transportation  
 Jan 2022 - Dec 2022

12:15 Tuesday, January 3, 2023 547

HISTORICAL BID PRICE LISTING  
 BY REGION

REGION: S

PAY ITEM	CALENDAR QUARTER	CONTRACT NUMBER	COUNTY LOCATION	PROJECT DESCRIPTION	BID QUANTITY	AWARD PRICE	SECOND BIDDER	THIRD BIDDER	ESTIMATE
TOPSOIL STABILIZATION, TYPE 1 MAT / SY									

807003M	2022Q2	22124	CUMBERLAND	NHP-0555(303)	10	\$4.00	\$5.75	\$11.75	\$14.00
---------	--------	-------	------------	---------------	----	--------	--------	---------	---------

-----  
 TOPSOIL STABILIZATION, TYPE 2 MAT / SY

807006M	2022Q3	22140	GLOUCESTER	NHP-0055(304)	24	\$25.00	\$100.00		\$5.00
---------	--------	-------	------------	---------------	----	---------	----------	--	--------

New Jersey Department of Transportation  
 Jan 2022 - Dec 2022

12:15 Tuesday, January 3, 2023 548

HISTORICAL BID PRICE LISTING  
 BY REGION

REGION: S

PAY ITEM	CALENDAR QUARTER	CONTRACT NUMBER	COUNTY LOCATION	PROJECT DESCRIPTION	BID QUANTITY	AWARD PRICE	SECOND BIDDER	THIRD BIDDER	ESTIMATE
STRAW MULCHING / SY									

809003M	2022Q1	22407	CUMBERLAND	STATE	739	\$0.01			\$2.00
---------	--------	-------	------------	-------	-----	--------	--	--	--------

	22406	BURLINGTON	STATE		1,127	\$0.10	\$0.25	\$0.90	\$2.00
	22408	ATLANTIC	STATE		1,198	\$0.10	\$0.20		\$2.00
	22407	CUMBERLAND	STATE		5,000	\$0.01			\$1.00
	22408	ATLANTIC	STATE		5,000	\$0.01	\$0.01		\$1.00
2022Q2	22114	CAMDEN	NHP-0076 (207)		157	\$5.00	\$6.00	\$2.00	\$2.00
	22124	CUMBERLAND	NHP-0555 (303)		170	\$1.00	\$1.15	\$11.75	\$2.00
	22103	BURLINGTON	NHP-0206 (333)		6,445	\$0.75	\$0.80	\$1.25	\$1.00

-----  
FIBER MULCHING / SY

809006M	2022Q2	22132	CAMDEN	HSIP-D00S (574)	281	\$5.00	\$5.00	\$23.00	\$3.00
		22125	BURLINGTON	NHP-D00S (589)	450	\$4.00	\$7.00	\$3.00	\$3.00
	2022Q4	22139	GLOUCESTER	NHP-0040 (318)	1,507	\$0.01	\$1.25	\$1.50	\$3.00

-----  
WOOD MULCHING / SY

809018M	2022Q4	22139	GLOUCESTER	NHP-0040 (318)	11	\$30.00	\$50.00	\$55.00	\$6.00
---------	--------	-------	------------	----------------	----	---------	---------	---------	--------

New Jersey Department of Transportation  
Jan 2022 - Dec 2022 12:15 Tuesday, January 3, 2023 549

HISTORICAL BID PRICE LISTING  
BY REGION

REGION: S

PAY ITEM	CALENDAR QUARTER	CONTRACT NUMBER	COUNTY LOCATION	PROJECT DESCRIPTION	BID QUANTITY	AWARD PRICE	SECOND BIDDER	THIRD BIDDER	ESTIMATE
SMALL DECIDUOUS TREE, 7-8' HIGH, B&B / U									
811031M	2022Q4	22139	GLOUCESTER	NHP-0040 (318)	11	\$750.00	\$550.00	\$600.00	\$450.00

New Jersey Department of Transportation  
Jan 2022 - Dec 2022 12:15 Tuesday, January 3, 2023 550

HISTORICAL BID PRICE LISTING  
BY REGION

REGION: S

PAY ITEM	CALENDAR QUARTER	CONTRACT NUMBER	COUNTY LOCATION	PROJECT DESCRIPTION	BID QUANTITY	AWARD PRICE	SECOND BIDDER	THIRD BIDDER	ESTIMATE
PLANT ESTABLISHMENT PERIOD / LS									
811138M	2022Q4	22139	GLOUCESTER	NHP-0040 (318)	1	\$5,000	\$16,500	\$18,000	\$20,000

-----  
WATERING / MG

811165M	2022Q4	22139	GLOUCESTER	NHP-0040 (318)	1	\$500.00	\$500.00	\$550.00	\$500.00
---------	--------	-------	------------	----------------	---	----------	----------	----------	----------

New Jersey Department of Transportation  
Jan 2022 - Dec 2022 12:15 Tuesday, January 3, 2023 551

HISTORICAL BID PRICE LISTING  
BY REGION

REGION: S

PAY ITEM	CALENDAR QUARTER	CONTRACT NUMBER	COUNTY LOCATION	PROJECT DESCRIPTION	BID QUANTITY	AWARD PRICE	SECOND BIDDER	THIRD BIDDER	ESTIMATE
MISCELLANEOUS CONCRETE / CY									
903006M	2022Q1	22423	CAMDEN	N/A	20	\$250.00	\$750.00	\$500.00	\$600.00
New Jersey Department of Transportation Jan 2022 - Dec 2022							12:15 Tuesday, January 3, 2023 552		

HISTORICAL BID PRICE LISTING  
BY REGION

REGION: S

PAY ITEM	CALENDAR QUARTER	CONTRACT NUMBER	COUNTY LOCATION	PROJECT DESCRIPTION	BID QUANTITY	AWARD PRICE	SECOND BIDDER	THIRD BIDDER	ESTIMATE
INSPECTION OF UNITS / U									
MMA001M	2022Q1	22423	CAMDEN	N/A	15	\$1,000	\$1,000	\$1,000	\$1,000
New Jersey Department of Transportation Jan 2022 - Dec 2022							12:15 Tuesday, January 3, 2023 553		

HISTORICAL BID PRICE LISTING  
BY REGION

REGION: S

PAY ITEM	CALENDAR QUARTER	CONTRACT NUMBER	COUNTY LOCATION	PROJECT DESCRIPTION	BID QUANTITY	AWARD PRICE	SECOND BIDDER	THIRD BIDDER	ESTIMATE
FORCE ACCOUNT LABOR, EQUIPMENT & MATERIA / DOLL									
MMB091M	2022Q1	22426	CAMDEN	STATE	80,000	\$1.00	\$1.00		\$1.00
-----									
CREW COORDINATOR / HOUR									

MMB092M	2022Q4	23424	BURLINGTON	N/A	50	\$140.00	\$140.00	\$140.00	\$140.00
New Jersey Department of Transportation Jan 2022 - Dec 2022							12:15 Tuesday, January 3, 2023 554		

HISTORICAL BID PRICE LISTING  
BY REGION

REGION: S

PAY ITEM	CALENDAR QUARTER	CONTRACT NUMBER	COUNTY LOCATION	PROJECT DESCRIPTION	BID QUANTITY	AWARD PRICE	SECOND BIDDER	THIRD BIDDER	ESTIMATE
----------	------------------	-----------------	-----------------	---------------------	--------------	-------------	---------------	--------------	----------



LANE CLOSURES / HOUR

MMB172M	2022Q4	23424	BURLINGTON	N/A	2,500	\$0.01	\$1.00	\$0.01	\$100.00
---------	--------	-------	------------	-----	-------	--------	--------	--------	----------

SOLID WASTE DISPOSAL / DOLL

MMB173M	2022Q4	23424	BURLINGTON	N/A	2,000	\$1.00	\$1.00	\$1.00	\$1.00
---------	--------	-------	------------	-----	-------	--------	--------	--------	--------

REPAIR CATEGORY "A" / HOUR

MMB181M	2022Q1	22423	CAMDEN	N/A	120	\$1,300	\$1,500	\$1,000	\$1,200
---------	--------	-------	--------	-----	-----	---------	---------	---------	---------

LABOR CREW / HOUR

MMB186M	2022Q4	23424	BURLINGTON	N/A	2,500	\$566.17	\$686.00	\$625.00	\$510.00
		23424	BURLINGTON	N/A	2,500	\$374.69	\$490.00	\$610.00	\$350.00

New Jersey Department of Transportation  
Jan 2022 - Dec 2022 12:15 Tuesday, January 3, 2023 555

HISTORICAL BID PRICE LISTING  
BY REGION

REGION: S

PAY ITEM	CALENDAR QUARTER	CONTRACT NUMBER	COUNTY LOCATION	PROJECT DESCRIPTION	BID QUANTITY	AWARD PRICE	SECOND BIDDER	THIRD BIDDER	ESTIMATE
RETROFIT COVER PLATE FOR INLET CURB PIEC / U									
MMD042M	2022Q1	22408	ATLANTIC	STATE	3	\$100.00	\$300.00		\$125.00
		22407	CUMBERLAND	STATE	5	\$300.00			\$125.00
		22406	BURLINGTON	STATE	26	\$200.00	\$350.00	\$650.00	\$125.00

New Jersey Department of Transportation  
Jan 2022 - Dec 2022 12:15 Tuesday, January 3, 2023 556

HISTORICAL BID PRICE LISTING  
BY REGION

REGION: S

PAY ITEM	CALENDAR QUARTER	CONTRACT NUMBER	COUNTY LOCATION	PROJECT DESCRIPTION	BID QUANTITY	AWARD PRICE	SECOND BIDDER	THIRD BIDDER	ESTIMATE
RADAR DETECTION SYSTEM, 1 RADAR / U									
MME143M	2022Q1	22406	BURLINGTON	STATE	1	\$10,500	\$9,500	\$9,860	\$15,000

RADAR DETECTION SYSTEM, 2 RADAR / U

MME144M	2022Q1	22408	ATLANTIC	STATE	2	\$18,000	\$20,000		\$25,000
		22407	CUMBERLAND	STATE	3	\$20,000			\$25,000
		22406	BURLINGTON	STATE	8	\$19,500	\$19,000	\$19,718	\$25,000

-----  
 RADAR DETECTION SYSTEM, 3 RADAR / U

MME145M                    2022Q1 22407                    CUMBERLAND STATE                    1                    \$30,000                    \$30,000

New Jersey Department of Transportation  
 Jan 2022 - Dec 2022

12:15 Tuesday, January 3, 2023 557

HISTORICAL BID PRICE LISTING  
 BY REGION

REGION: S

PAY ITEM	CALENDAR QUARTER	CONTRACT NUMBER	COUNTY LOCATION	PROJECT DESCRIPTION	BID QUANTITY	AWARD PRICE	SECOND BIDDER	THIRD BIDDER	ESTIMATE
----------	------------------	-----------------	-----------------	---------------------	--------------	-------------	---------------	--------------	----------

-----  
 TRAFFIC CONTROL TRUCK WITH MOUNTED CRASH / DAY

MMG008M	2022Q1	22407	CUMBERLAND STATE	STATE	500	\$5.00			\$200.00
		22408	ATLANTIC STATE	STATE	500	\$15.00	\$2.50		\$200.00

-----  
 TELEPHONE SERVICE / DOLL

MMG010M	2022Q1	22423	CAMDEN	N/A	1,000	\$1.00	\$1.00	\$1.00	\$1.00
	2022Q4	23424	BURLINGTON	N/A	2,000	\$1.00	\$1.00	\$1.00	\$1.00

-----  
 FIELD OFFICE EQUIPMENT / DOLL

MMG018M	2022Q1	22426	CAMDEN	STATE	500	\$1.00	\$1.00		\$1.00
		22423	CAMDEN	N/A	1,000	\$1.00	\$1.00	\$1.00	\$1.00

-----  
 OVERTIME DIFFERENTIAL (OD) / DOLL

MMG025M	2022Q4	23424	BURLINGTON	N/A	75,000	\$1.00	\$1.00	\$1.00	\$1.00
---------	--------	-------	------------	-----	--------	--------	--------	--------	--------

-----  
 DISPOSAL OF REGULATED MATERIAL / DOLL

MMG027M	2022Q4	23424	BURLINGTON	N/A	2,000	\$1.00	\$1.00	\$1.00	\$1.00
---------	--------	-------	------------	-----	-------	--------	--------	--------	--------

-----  
 STEEL POST FOR END TREATMENT / U

MMG030M	2022Q1	22423	CAMDEN	N/A	65	\$450.00	\$501.00	\$125.00	\$200.00
---------	--------	-------	--------	-----	----	----------	----------	----------	----------

-----  
 ATTACHMENT TO STRUCTURE / LF

MMG032M	2022Q1	22423	CAMDEN	N/A	10	\$100.00	\$240.00	\$200.00	\$200.00
		22423	CAMDEN	N/A	15	\$1.00	\$190.00	\$1.00	\$200.00

-----  
 ATTACHMENT TO STRUCTURE / U

MMG033M	2022Q1	22423	CAMDEN	N/A	10	\$1.00	\$210.00	\$1.00	\$200.00
---------	--------	-------	--------	-----	----	--------	----------	--------	----------

HISTORICAL BID PRICE LISTING  
BY REGION

REGION: S

PAY ITEM	CALENDAR QUARTER	CONTRACT NUMBER	COUNTY LOCATION	PROJECT DESCRIPTION	BID QUANTITY	AWARD PRICE	SECOND BIDDER	THIRD BIDDER	ESTIMATE
RIPRAP STONE SLOPE PROTECTION / T									
MMG036M	2022Q1	22407	CUMBERLAND	STATE	50	\$0.01			\$55.00
		22408	ATLANTIC	STATE	50	\$0.01	\$0.01		\$55.00
DISPOSAL OF REGULATED MATERIAL HAZARDOUS / DOLL									
MMG064M	2022Q4	23424	BURLINGTON	N/A	3,000	\$1.00	\$1.00	\$1.00	\$1.00
ADJUSTMENT FACTOR / PCT									
MMG095M	2022Q2	22443	CAMDEN	N/A	6,500,000	\$0.85	\$0.88	\$0.88	\$1.07

HISTORICAL BID PRICE LISTING  
BY REGION

REGION: S

PAY ITEM	CALENDAR QUARTER	CONTRACT NUMBER	COUNTY LOCATION	PROJECT DESCRIPTION	BID QUANTITY	AWARD PRICE	SECOND BIDDER	THIRD BIDDER	ESTIMATE
CONSTRUCTION LAYOUT / DAY									
MMR001M	2022Q1	22407	CUMBERLAND	STATE	20	\$25.00			\$1,650
		22408	ATLANTIC	STATE	20	\$50.00	\$1.00		\$1,650
SPECIAL MOBILIZATION / U									
MMR005M	2022Q1	22423	CAMDEN	N/A	10	\$2,000	\$2,000	\$2,000	\$2,000
EMERGENCY MOBILIZATION / U									
MMR006M	2022Q1	22407	CUMBERLAND	STATE	3	\$10,000			\$10,000
		22408	ATLANTIC	STATE	3	\$10,000	\$10,000		\$10,000
		22426	CAMDEN	STATE	10	\$1,000	\$1,000		\$1,000
		22423	CAMDEN	N/A	35	\$5,000	\$5,000	\$5,000	\$5,000

ATTACHMENT TO STRUCTURE, TYPE A / U

MMR047M	2022Q1	22423	CAMDEN	N/A	5	\$2,700	\$4,000	\$750	\$1,500	
-----										
ATTACHMENT TO STRUCTURE, TYPE B / U										
MMR048M	2022Q1	22423	CAMDEN	N/A	5	\$80	\$2,000	\$150	\$250.00	
-----										
BUFFER END PIECES FOR END TREATMENTS / U										
MMR055M	2022Q1	22423	CAMDEN	N/A	20	\$1.00	\$100.00	\$100.00	\$250.00	
-----										
WOODEN POSTS FOR END TREATMENTS / U										
MMR056M	2022Q1	22423	CAMDEN	N/A	25	\$100.00	\$200.00	\$75.00	\$75.00	
-----										
RAIL ELEMENTS FOR END TREATMENTS / U										
MMR057M	2022Q1	22423	CAMDEN	N/A	55	\$1,600	\$250	\$700	\$1,000	
-----										
New Jersey Department of Transportation							12:15 Tuesday, January 3, 2023			560
Jan 2022 - Dec 2022										
HISTORICAL BID PRICE LISTING BY REGION										
REGION: S										
PAY ITEM	CALENDAR QUARTER	CONTRACT NUMBER	COUNTY LOCATION	PROJECT DESCRIPTION	BID QUANTITY	AWARD PRICE	SECOND BIDDER	THIRD BIDDER	ESTIMATE	
-----	-----	-----	-----	-----	-----	-----	-----	-----	-----	
REFLECTIVE SHEETING FOR END TREATMENTS / SF										
MMR058M	2022Q1	22423	CAMDEN	N/A	50	\$1.00	\$5.00	\$1.00	\$15.00	
-----										
FLASHING ARROW BOARD, 4' X 8' / DAY										
MMR060M	2022Q1	22407	CUMBERLAND	STATE	100	\$1.00			\$50.00	
		22408	ATLANTIC	STATE	100	\$1.00	\$0.01		\$50.00	
-----										
PORTABLE VARIABLE MESSAGE SIGN / DAY										
MMR061M	2022Q1	22407	CUMBERLAND	STATE	140	\$1,200			\$100.00	
		22408	ATLANTIC	STATE	140	\$1,200	\$1,100		\$100.00	
-----										
NON-VEGETATIVE SURFACE, POLYESTER MATTIN / SY										
MMR073M	2022Q1	22423	CAMDEN	N/A	10	\$20.00	\$100.00	\$1.00	\$20.00	
-----										
GUIDE RAIL EXTRUDERS / U										
MMR076M	2022Q1	22423	CAMDEN	N/A	15	\$750	\$1,400	\$900	\$750.00	

-----  
 MOBILIZATION OF MILL & HMA PAVING EQUIP. / U

MMR077M	2022Q1	22407	CUMBERLAND	STATE	25	\$15,000			\$15,000
		22408	ATLANTIC	STATE	25	\$15,000	\$15,000		\$15,000

-----  
 MICROMILLING / SY

MMR087M	2022Q1	22407	CUMBERLAND	STATE	1,000	\$2.50			\$6.35
		22408	ATLANTIC	STATE	1,000	\$2.50	\$4.00		\$6.35

-----  
 CONCRETE WASHOUT SYSTEM / U

MMR091M	2022Q1	22407	CUMBERLAND	STATE	2	\$20,000			\$500.00
---------	--------	-------	------------	-------	---	----------	--	--	----------

New Jersey Department of Transportation  
 Jan 2022 - Dec 2022

12:15 Tuesday, January 3, 2023 561

HISTORICAL BID PRICE LISTING  
 BY REGION

REGION: S

PAY ITEM	CALENDAR QUARTER	CONTRACT NUMBER	COUNTY LOCATION	PROJECT DESCRIPTION	BID QUANTITY	AWARD PRICE	SECOND BIDDER	THIRD BIDDER	ESTIMATE
CONCRETE WASHOUT SYSTEM / U									
MMR091M	(cont)	22408	ATLANTIC	STATE	2	\$20,000	\$2,500		\$500.00

-----  
 REGRADE BERM / SY

MMR096M	2022Q1	22407	CUMBERLAND	STATE	206	\$5.00			\$35.00
		22408	ATLANTIC	STATE	218	\$10.00	\$8.00		\$35.00

New Jersey Department of Transportation  
 Jan 2022 - Dec 2022

12:15 Tuesday, January 3, 2023 562

HISTORICAL BID PRICE LISTING  
 BY REGION

REGION: S

PAY ITEM	CALENDAR QUARTER	CONTRACT NUMBER	COUNTY LOCATION	PROJECT DESCRIPTION	BID QUANTITY	AWARD PRICE	SECOND BIDDER	THIRD BIDDER	ESTIMATE
VOID REDUCING ASPHALT MEMBRANE / LF									
MMR113M	2022Q1	22408	ATLANTIC	STATE	15,840	\$10.00	\$8.50		\$10.00

-----  
 ASPHALT COLD PATCH / LB

MMR115M	2022Q1	22423	CAMDEN	N/A	300	\$10.00	\$30.00	\$1.00	\$2.00
---------	--------	-------	--------	-----	-----	---------	---------	--------	--------

New Jersey Department of Transportation

12:15 Tuesday, January 3, 2023 563

Jan 2022 - Dec 2022

HISTORICAL BID PRICE LISTING  
BY REGION

REGION: STATEWID

PAY ITEM	CALENDAR QUARTER	CONTRACT NUMBER	COUNTY LOCATION	PROJECT DESCRIPTION	BID QUANTITY	AWARD PRICE	SECOND BIDDER	THIRD BIDDER	ESTIMATE
FORCE ACCOUNT / DOLL									
109006M	2022Q1	22449	STATEWIDE	N/A	75,000	\$1.00	\$1.00	\$1.00	\$1.00
		22448	STATEWIDE	STATE	417,920	\$1.00	\$1.00	\$1.00	\$1.00
		22439	STATEWIDE	N/A	642,500	\$1.00	\$1.00	\$1.00	\$1.00
		22446	STATEWIDE	100% STATE	1,000,000	\$1.00	\$1.00	\$1.00	\$1.00
		22440	STATEWIDE	N/A	4,500,880	\$1.00	\$1.00		\$1.00

New Jersey Department of Transportation  
Jan 2022 - Dec 2022

12:15 Tuesday, January 3, 2023 564

HISTORICAL BID PRICE LISTING  
BY REGION

REGION: STATEWID

PAY ITEM	CALENDAR QUARTER	CONTRACT NUMBER	COUNTY LOCATION	PROJECT DESCRIPTION	BID QUANTITY	AWARD PRICE	SECOND BIDDER	THIRD BIDDER	ESTIMATE
PERFORMANCE BOND AND PAYMENT BOND / DOLL									
151006M	2022Q1	22439	STATEWIDE	N/A	1	\$10,000	\$30		\$15,000
		22440	STATEWIDE	N/A	1	\$58,000	\$886		\$15,000
		22449	STATEWIDE	N/A	1	\$27,150	\$28,500	\$45,000	\$27,000
		22446	STATEWIDE	100% STATE	15,000	\$1.00	\$1.00	\$0.01	\$1.00
		22448	STATEWIDE	STATE	15,000	\$0.01	\$1.00	\$1.00	\$1.00
	2022Q2	22447	STATEWIDE	STATE	1	\$29,000	\$29,000	\$20,000	\$25,000
		22453	STATEWIDE	STBGP-FLEX-D00S (581)	1	\$32,000	\$45,000	\$27,500	\$15,000
		22454	STATEWIDE	STBGP-FLEX-D00S (578)	1	\$31,000	\$1	\$25,000	\$15,000

New Jersey Department of Transportation  
Jan 2022 - Dec 2022

12:15 Tuesday, January 3, 2023 565

HISTORICAL BID PRICE LISTING  
BY REGION

REGION: STATEWID

PAY ITEM	CALENDAR QUARTER	CONTRACT NUMBER	COUNTY LOCATION	PROJECT DESCRIPTION	BID QUANTITY	AWARD PRICE	SECOND BIDDER	THIRD BIDDER	ESTIMATE
RAILROAD PROTECTIVE LIABILITY INSURANCE / DOLL									
152012P	2022Q2	22447	STATEWIDE	STATE	1	\$6,000	\$6,000	\$5,000	\$12,500

-----  
POLLUTION LIABILITY INSURANCE / DOLL

152015P	2022Q1	22439	STATEWIDE	N/A	1	\$10,000	\$1		\$13,000
		22440	STATEWIDE	N/A	1	\$15,000	\$1		\$13,000
		22448	STATEWIDE	STATE	1	\$1.00	\$1.00	\$1.00	\$10,000
		22449	STATEWIDE	N/A	1	\$7,552	\$8	\$3,000	\$10,000
		22446	STATEWIDE	100% STATE	10,000	\$1.00	\$1.00	\$1.00	\$1.00
	2022Q2	22447	STATEWIDE	STATE	1	\$7,500	\$8,500	\$15,000	\$10,000
		22453	STATEWIDE	STBGP-FLEX-D00S (581)	1	\$1	\$7,500	\$1	\$10,000
		22454	STATEWIDE	STBGP-FLEX-D00S (578)	1	\$7,500	\$1	\$0	\$10,000

New Jersey Department of Transportation  
Jan 2022 - Dec 2022

12:15 Tuesday, January 3, 2023 566

HISTORICAL BID PRICE LISTING  
BY REGION

REGION: STATEWID

PAY ITEM	CALENDAR QUARTER	CONTRACT NUMBER	COUNTY LOCATION	PROJECT DESCRIPTION	BID QUANTITY	AWARD PRICE	SECOND BIDDER	THIRD BIDDER	ESTIMATE
MOBILIZATION / LS									
154003P	2022Q2	22447	STATEWIDE	STATE	1	\$270,000	\$60,000	\$450,000	\$50,000

New Jersey Department of Transportation  
Jan 2022 - Dec 2022

12:15 Tuesday, January 3, 2023 567

HISTORICAL BID PRICE LISTING  
BY REGION

REGION: STATEWID

PAY ITEM	CALENDAR QUARTER	CONTRACT NUMBER	COUNTY LOCATION	PROJECT DESCRIPTION	BID QUANTITY	AWARD PRICE	SECOND BIDDER	THIRD BIDDER	ESTIMATE
FIELD OFFICE TYPE B SET UP / U									
155006M	2022Q1	22446	STATEWIDE	100% STATE	1	\$20,000	\$20,000	\$0	\$30,000
		22448	STATEWIDE	STATE	1	\$0	\$30,000	\$27,390	\$70,000
		22449	STATEWIDE	N/A	1	\$1,500	\$0	\$16,500	\$10,000
	2022Q2	22447	STATEWIDE	STATE	1	\$30,000	\$25,000	\$35,000	\$25,000

FIELD OFFICE TYPE C SET UP / U

155009M	2022Q2	22453	STATEWIDE	STBGP-FLEX-D00S (581)	1	\$40,000	\$32,000	\$35,200	\$25,000
		22454	STATEWIDE	STBGP-FLEX-D00S (578)	1	\$30,000	\$24,424	\$40,000	\$25,000

FIELD OFFICE TYPE B MAINTENANCE / MO

155024M	2022Q1	22446	STATEWIDE	100% STATE	12	\$2,000	\$2,500	\$2,000	\$2,300
		22448	STATEWIDE	STATE	12	\$2,000	\$2,500	\$3,000	\$1,500
		22449	STATEWIDE	N/A	12	\$4,500	\$4,000	\$4,500	\$2,000
	2022Q2	22447	STATEWIDE	STATE	12	\$2,500	\$3,500	\$2,600	\$2,500

-----  
 FIELD OFFICE TYPE C MAINTENANCE / MO

155027M	2022Q2	22453	STATEWIDE	STBGP-FLEX-D00S(581)	15	\$3,000	\$2,500	\$3,000	\$2,500
		22454	STATEWIDE	STBGP-FLEX-D00S(578)	15	\$2,500	\$2,500	\$3,000	\$2,500

New Jersey Department of Transportation  
 Jan 2022 - Dec 2022  
 12:15 Tuesday, January 3, 2023 568

HISTORICAL BID PRICE LISTING  
 BY REGION

REGION: STATEWID

PAY ITEM	CALENDAR QUARTER	CONTRACT NUMBER	COUNTY LOCATION	PROJECT DESCRIPTION	BID QUANTITY	AWARD PRICE	SECOND BIDDER	THIRD BIDDER	ESTIMATE
CONSTRUCTION LAYOUT / DOLL									

157004M	2022Q2	22447	STATEWIDE	STATE	1	\$50,000	\$25,000	\$10,000	\$25,000
---------	--------	-------	-----------	-------	---	----------	----------	----------	----------

New Jersey Department of Transportation  
 Jan 2022 - Dec 2022  
 12:15 Tuesday, January 3, 2023 569

HISTORICAL BID PRICE LISTING  
 BY REGION

REGION: STATEWID

PAY ITEM	CALENDAR QUARTER	CONTRACT NUMBER	COUNTY LOCATION	PROJECT DESCRIPTION	BID QUANTITY	AWARD PRICE	SECOND BIDDER	THIRD BIDDER	ESTIMATE
SILT FENCE / LF									

158006M	2022Q1	22449	STATEWIDE	N/A	1,000	\$0.01	\$0.01	\$0.55	\$1.00
---------	--------	-------	-----------	-----	-------	--------	--------	--------	--------

HEAVY DUTY SILT FENCE, BLACK / LF

158012M	2022Q2	22447	STATEWIDE	STATE	700	\$6.00	\$8.00	\$10.00	\$3.00
---------	--------	-------	-----------	-------	-----	--------	--------	---------	--------

INLET FILTER TYPE 1 / SF

158027M	2022Q2	22447	STATEWIDE	STATE	105	\$25.00	\$20.00	\$50.00	\$17.00
---------	--------	-------	-----------	-------	-----	---------	---------	---------	---------

INLET FILTER TYPE 2, 2' X 4' / U

158030M	2022Q2	22447	STATEWIDE	STATE	2	\$45.00	\$100.00	\$145.00	\$225.00
---------	--------	-------	-----------	-------	---	---------	----------	----------	----------

INLET FILTER TYPE 2, 4' X 4' / U

158033M	2022Q2	22447	STATEWIDE	STATE	4	\$100.00	\$150.00	\$200.00	\$145.00
---------	--------	-------	-----------	-------	---	----------	----------	----------	----------

CONCRETE WASHOUT SYSTEM / LS



158063P	2022Q2	22447	STATEWIDE	STATE	1	\$500	\$2,500	\$2,500	\$10,000
---------	--------	-------	-----------	-------	---	-------	---------	---------	----------

-----  
 ABSORBENT BOOM / LF

158066M	2022Q2	22453	STATEWIDE	STBGP-FLEX-D00S (581)	200	\$0.01	\$1.00	\$1.00	\$23.00
		22454	STATEWIDE	STBGP-FLEX-D00S (578)	200	\$1.00	\$1.00	\$0.01	\$23.00

-----  
 OIL ONLY EMERGENCY SPILL KIT, TYPE 1 / U

158072M	2022Q1	22449	STATEWIDE	N/A	3	\$100	\$0	\$1,000	\$500.00
	2022Q2	22447	STATEWIDE	STATE	2	\$750	\$1,200	\$800	\$500.00

New Jersey Department of Transportation  
 Jan 2022 - Dec 2022

12:15 Tuesday, January 3, 2023 570

HISTORICAL BID PRICE LISTING  
 BY REGION

REGION: STATEWID

PAY ITEM	CALENDAR QUARTER	CONTRACT NUMBER	COUNTY LOCATION	PROJECT DESCRIPTION	BID QUANTITY	AWARD PRICE	SECOND BIDDER	THIRD BIDDER	ESTIMATE
-----									
BREAKAWAY BARRICADE / U									
159003M	2022Q1	22449	STATEWIDE	N/A	120	\$1.00	\$0.01	\$1.00	\$50.00
	2022Q2	22453	STATEWIDE	STBGP-FLEX-D00S (581)	80	\$0.01	\$1.00	\$1.00	\$40.00
		22454	STATEWIDE	STBGP-FLEX-D00S (578)	80	\$1.00	\$1.00	\$0.01	\$40.00

-----  
 DRUM / U

159006M	2022Q1	22449	STATEWIDE	N/A	120	\$1.00	\$0.01	\$1.00	\$25.00
	2022Q2	22453	STATEWIDE	STBGP-FLEX-D00S (581)	325	\$0.01	\$1.00	\$1.00	\$12.50
		22454	STATEWIDE	STBGP-FLEX-D00S (578)	325	\$1.00	\$1.00	\$0.01	\$12.50

-----  
 TRAFFIC CONE / U

159009M	2022Q1	22449	STATEWIDE	N/A	700	\$1.00	\$0.01	\$1.00	\$15.00
	2022Q2	22453	STATEWIDE	STBGP-FLEX-D00S (581)	650	\$0.01	\$1.00	\$1.00	\$12.50
		22454	STATEWIDE	STBGP-FLEX-D00S (578)	650	\$1.00	\$1.00	\$0.01	\$12.50

-----  
 CONSTRUCTION SIGNS / SF

159012M	2022Q1	22449	STATEWIDE	N/A	480	\$15.50	\$0.01	\$14.00	\$10.00
	2022Q2	22453	STATEWIDE	STBGP-FLEX-D00S (581)	600	\$0.01	\$1.00	\$8.00	\$18.50
		22454	STATEWIDE	STBGP-FLEX-D00S (578)	600	\$1.00	\$1.00	\$0.01	\$18.50

-----  
 PORTABLE VARIABLE MESSAGE SIGN W/REMOTE / U

159029M	2022Q2 22447	STATEWIDE	STATE	10	\$200	\$1	\$6,000	\$500.00
New Jersey Department of Transportation Jan 2022 - Dec 2022						12:15 Tuesday, January 3, 2023 571		

HISTORICAL BID PRICE LISTING  
BY REGION

REGION: STATEWID

PAY ITEM	CALENDAR QUARTER	CONTRACT NUMBER	COUNTY LOCATION	PROJECT DESCRIPTION	BID QUANTITY	AWARD PRICE	SECOND BIDDER	THIRD BIDDER	ESTIMATE
-----									
TRAFFIC CONTROL TRUCK WITH MOUNTED CRASH / U									
159108M	2022Q2	22447	STATEWIDE	STATE	10	\$500	\$1	\$1,000	\$1,000

-----  
TRAFFIC DIRECTOR, FLAGGER / HOUR

159141M	2022Q1	22449	STATEWIDE	N/A	500	\$1.00	\$0.01	\$105.00	\$80.00
		22446	STATEWIDE	100% STATE	2,000	\$95.00	\$95.00	\$90.00	\$50.00
	2022Q2	22447	STATEWIDE	STATE	500	\$30.00	\$107.00	\$90.00	\$150.00
		22453	STATEWIDE	STBGP-FLEX-D00S (581)	1,500	\$0.01	\$1.00	\$90.00	\$90.00
		22454	STATEWIDE	STBGP-FLEX-D00S (578)	1,500	\$1.00	\$90.00	\$0.01	\$90.00

New Jersey Department of Transportation  
Jan 2022 - Dec 2022

12:15 Tuesday, January 3, 2023 572

HISTORICAL BID PRICE LISTING  
BY REGION

REGION: STATEWID

PAY ITEM	CALENDAR QUARTER	CONTRACT NUMBER	COUNTY LOCATION	PROJECT DESCRIPTION	BID QUANTITY	AWARD PRICE	SECOND BIDDER	THIRD BIDDER	ESTIMATE
-----									
TRAFFIC STRIPES, LATEX, 4" / LF									
159300M	2022Q1	22449	STATEWIDE	N/A	10,000	\$0.37	\$0.01	\$0.50	\$0.35

-----  
TRAFFIC STRIPES, LATEX, 6" / LF

159301M	2022Q1	22449	STATEWIDE	N/A	10,000	\$0.42	\$0.01	\$0.65	\$0.50
---------	--------	-------	-----------	-----	--------	--------	--------	--------	--------

-----  
TRAFFIC STRIPES, LATEX, 8" / LF

159302M	2022Q1	22449	STATEWIDE	N/A	5,000	\$0.47	\$0.01	\$2.75	\$0.60
---------	--------	-------	-----------	-----	-------	--------	--------	--------	--------

-----  
TRAFFIC MARKINGS LINES, LATEX, 4" / LF

159310M	2022Q1	22449	STATEWIDE	N/A	1,000	\$1.05	\$0.01	\$2.20	\$1.00
---------	--------	-------	-----------	-----	-------	--------	--------	--------	--------

-----

TRAFFIC MARKINGS LINES, LATEX, 8" / LF

159312M	2022Q1 22449	STATEWIDE	N/A	1,000	\$1.57	\$0.01	\$2.30	\$1.20
---------	--------------	-----------	-----	-------	--------	--------	--------	--------

TRAFFIC MARKINGS LINES, LATEX, 24" / LF

159314M	2022Q1 22449	STATEWIDE	N/A	1,000	\$3.15	\$0.01	\$2.75	\$3.00
---------	--------------	-----------	-----	-------	--------	--------	--------	--------

TRAFFIC MARKINGS SYMBOLS, LATEX / SF

159320M	2022Q1 22449	STATEWIDE	N/A	500	\$4.20	\$0.01	\$3.85	\$5.00
---------	--------------	-----------	-----	-----	--------	--------	--------	--------

New Jersey Department of Transportation  
Jan 2022 - Dec 2022

12:15 Tuesday, January 3, 2023 573

HISTORICAL BID PRICE LISTING  
BY REGION

REGION: STATEWID

PAY ITEM	CALENDAR QUARTER	CONTRACT NUMBER	COUNTY LOCATION	PROJECT DESCRIPTION	BID QUANTITY	AWARD PRICE	SECOND BIDDER	THIRD BIDDER	ESTIMATE
FUEL PRICE ADJUSTMENT / DOLL									
160004M	2022Q1	22449	STATEWIDE	N/A	30,000	\$1.00	\$1.00	\$1.00	\$1.00
	2022Q2	22447	STATEWIDE	STATE	10,000	\$1.00	\$1.00	\$1.00	\$1.00

ASPHALT PRICE ADJUSTMENT / DOLL

160007M	2022Q1 22449	STATEWIDE	N/A	200,000	\$1.00	\$1.00	\$1.00	\$1.00
	2022Q2 22447	STATEWIDE	STATE	10,000	\$1.00	\$1.00	\$1.00	\$1.00

New Jersey Department of Transportation  
Jan 2022 - Dec 2022

12:15 Tuesday, January 3, 2023 574

HISTORICAL BID PRICE LISTING  
BY REGION

REGION: STATEWID

PAY ITEM	CALENDAR QUARTER	CONTRACT NUMBER	COUNTY LOCATION	PROJECT DESCRIPTION	BID QUANTITY	AWARD PRICE	SECOND BIDDER	THIRD BIDDER	ESTIMATE
FINAL CLEANUP / LS									
161003P	2022Q2	22447	STATEWIDE	STATE	1	\$5,000	\$2,500	\$10,000	\$10,000

New Jersey Department of Transportation  
Jan 2022 - Dec 2022

12:15 Tuesday, January 3, 2023 575

HISTORICAL BID PRICE LISTING  
BY REGION

REGION: STATEWID

PAY ITEM	CALENDAR QUARTER	CONTRACT NUMBER	COUNTY LOCATION	PROJECT DESCRIPTION	BID QUANTITY	AWARD PRICE	SECOND BIDDER	THIRD BIDDER	ESTIMATE
CLEARING SITE / LS									
201003P	2022Q2	22447	STATEWIDE	STATE	1	\$25,000	\$44,000	\$45,000	\$25,000
New Jersey Department of Transportation Jan 2022 - Dec 2022							12:15 Tuesday, January 3, 2023 576		

HISTORICAL BID PRICE LISTING  
BY REGION

REGION: STATEWID

PAY ITEM	CALENDAR QUARTER	CONTRACT NUMBER	COUNTY LOCATION	PROJECT DESCRIPTION	BID QUANTITY	AWARD PRICE	SECOND BIDDER	THIRD BIDDER	ESTIMATE
EXCAVATION, UNCLASSIFIED / CY									
202009P	2022Q1	22449	STATEWIDE	N/A	2,500	\$10.00	\$30.00	\$25.00	\$25.00
	2022Q2	22453	STATEWIDE	STBGP-FLEX-D00S (581)	1,500	\$40.00	\$143.00	\$35.00	\$65.00
		22454	STATEWIDE	STBGP-FLEX-D00S (578)	1,500	\$143.00	\$33.00	\$40.00	\$65.00

REMOVAL OF PAVEMENT / SY

202021P	2022Q2	22447	STATEWIDE	STATE	77	\$65.00	\$54.00	\$100.00	\$30.00
---------	--------	-------	-----------	-------	----	---------	---------	----------	---------

DISPOSAL OF REGULATED MATERIAL / T

202024M	2022Q1	22446	STATEWIDE	100% STATE	100	\$50.00	\$45.00	\$50.00	\$100.00
New Jersey Department of Transportation Jan 2022 - Dec 2022							12:15 Tuesday, January 3, 2023 577		

HISTORICAL BID PRICE LISTING  
BY REGION

REGION: STATEWID

PAY ITEM	CALENDAR QUARTER	CONTRACT NUMBER	COUNTY LOCATION	PROJECT DESCRIPTION	BID QUANTITY	AWARD PRICE	SECOND BIDDER	THIRD BIDDER	ESTIMATE
I-5 SOIL AGGREGATE / CY									
203005P	2022Q1	22449	STATEWIDE	N/A	500	\$1.00	\$0.01	\$25.00	\$20.00

I-7 SOIL AGGREGATE / CY

203006P	2022Q1	22449	STATEWIDE	N/A	500	\$20.00	\$0.01	\$25.00	\$20.00
---------	--------	-------	-----------	-----	-----	---------	--------	---------	---------

GEOTEXTILE / SY

203040M	2022Q1 22449	STATEWIDE	N/A	1,000	\$2.00	\$1.99	\$0.55	\$2.00
New Jersey Department of Transportation Jan 2022 - Dec 2022						12:15 Tuesday, January 3, 2023 578		

HISTORICAL BID PRICE LISTING  
BY REGION

REGION: STATEWID

PAY ITEM	CALENDAR QUARTER	CONTRACT NUMBER	COUNTY LOCATION	PROJECT DESCRIPTION	BID QUANTITY	AWARD PRICE	SECOND BIDDER	THIRD BIDDER	ESTIMATE
DENSE-GRADED AGGREGATE BASE COURSE, 6" T / SY									
302036P	2022Q2	22447	STATEWIDE	STATE	77	\$28.00	\$25.00	\$65.00	\$20.00

-----  
DENSE-GRADED AGGREGATE BASE COURSE, VARI / CY

302051P	2022Q1	22449	STATEWIDE	N/A	700	\$75.00	\$50.00	\$55.00	\$40.00
---------	--------	-------	-----------	-----	-----	---------	---------	---------	---------

-----  
COARSE AGGREGATE, SIZE NO. 57 / CY

302060P	2022Q1	22449	STATEWIDE	N/A	1,000	\$1.00	\$0.01	\$25.00	\$40.00
---------	--------	-------	-----------	-----	-------	--------	--------	---------	---------

New Jersey Department of Transportation Jan 2022 - Dec 2022						12:15 Tuesday, January 3, 2023 579		
--	--	--	--	--	--	------------------------------------	--	--

HISTORICAL BID PRICE LISTING  
BY REGION

REGION: STATEWID

PAY ITEM	CALENDAR QUARTER	CONTRACT NUMBER	COUNTY LOCATION	PROJECT DESCRIPTION	BID QUANTITY	AWARD PRICE	SECOND BIDDER	THIRD BIDDER	ESTIMATE
HMA MILLING, 3" OR LESS / SY									
401009P	2022Q1	22449	STATEWIDE	N/A	300,000	\$0.95	\$4.00	\$0.01	\$3.50
	2022Q2	22447	STATEWIDE	STATE	344	\$38.00	\$29.00	\$45.00	\$20.00

-----  
HMA MILLING, MORE THAN 3" TO 6" / SY

401012P	2022Q1	22449	STATEWIDE	N/A	30,000	\$0.10	\$0.01	\$0.01	\$3.60
---------	--------	-------	-----------	-----	--------	--------	--------	--------	--------

-----  
CONCRETE MILLING / SY

401015P	2022Q1	22449	STATEWIDE	N/A	2,500	\$1.00	\$0.01	\$2.50	\$2.00
---------	--------	-------	-----------	-----	-------	--------	--------	--------	--------

-----  
SEALING OF CRACKS IN HOT MIX ASPHALT SUR / LF

401024M	2022Q1	22449	STATEWIDE	N/A	10,000	\$2.00	\$2.00	\$1.75	\$1.50
---------	--------	-------	-----------	-----	--------	--------	--------	--------	--------

-----  
 POLYMERIZED JOINT ADHESIVE / LF

401027M	2022Q1 22449	STATEWIDE	N/A	10,000	\$5.00	\$0.01	\$0.40	\$2.00
---------	--------------	-----------	-----	--------	--------	--------	--------	--------

-----  
 TACK COAT / GAL

401030M	2022Q1 22449	STATEWIDE	N/A	30,000	\$0.01	\$0.01	\$0.01	\$0.75
---------	--------------	-----------	-----	--------	--------	--------	--------	--------

-----  
 HOT MIX ASPHALT 9.5 L 64 SURFACE COURSE / T

401039M	2022Q2 22447	STATEWIDE	STATE	80	\$425.00	\$335.00	\$460.00	\$300.00
---------	--------------	-----------	-------	----	----------	----------	----------	----------

-----  
 HOT MIX ASPHALT 9.5 M 64 SURFACE COURSE / T

401042M	2022Q1 22449	STATEWIDE	N/A	17,000	\$134.25	\$99.00	\$152.00	\$94.00
---------	--------------	-----------	-----	--------	----------	---------	----------	---------

New Jersey Department of Transportation  
 Jan 2022 - Dec 2022

12:15 Tuesday, January 3, 2023 580

HISTORICAL BID PRICE LISTING  
 BY REGION

REGION: STATEWID

PAY ITEM	CALENDAR QUARTER	CONTRACT NUMBER	COUNTY LOCATION	PROJECT DESCRIPTION	BID QUANTITY	AWARD PRICE	SECOND BIDDER	THIRD BIDDER	ESTIMATE
HOT MIX ASPHALT 12.5 M 64 SURFACE COURSE / T									
401054M	2022Q1	22449	STATEWIDE	N/A	5,000	\$134.25	\$99.00	\$151.50	\$96.00
	2022Q2	22447	STATEWIDE	STATE	15	\$450.00	\$335.00	\$320.00	\$250.00

-----  
 HOT MIX ASPHALT 19 M 64 INTERMEDIATE COU / T

401084M	2022Q1 22449	STATEWIDE	N/A	1,000	\$116.16	\$0.01	\$140.00	\$85.00
---------	--------------	-----------	-----	-------	----------	--------	----------	---------

-----  
 HOT MIX ASPHALT 25 M 64 BASE COURSE / T

401099M	2022Q1 22449	STATEWIDE	N/A	1,400	\$129.66	\$95.00	\$140.00	\$85.00
	2022Q2 22447	STATEWIDE	STATE	27	\$425.00	\$335.00	\$950.00	\$240.00

New Jersey Department of Transportation  
 Jan 2022 - Dec 2022

12:15 Tuesday, January 3, 2023 581

HISTORICAL BID PRICE LISTING  
 BY REGION

REGION: STATEWID

CALENDAR QUARTER	CONTRACT NUMBER	COUNTY	PROJECT	BID	AWARD	SECOND	THIRD
------------------	-----------------	--------	---------	-----	-------	--------	-------

PAY ITEM	QUARTER	NUMBER	LOCATION	DESCRIPTION	QUANTITY	PRICE	BIDDER	BIDDER	ESTIMATE
CORE SAMPLES, HOT MIX ASPHALT / U									
401108M	2022Q1	22449	STATEWIDE	N/A	250	\$1.00	\$0.01	\$110.00	\$75.00

New Jersey Department of Transportation  
Jan 2022 - Dec 2022

12:15 Tuesday, January 3, 2023 582

HISTORICAL BID PRICE LISTING  
BY REGION

REGION: STATEWID

PAY ITEM	CALENDAR QUARTER	CONTRACT NUMBER	COUNTY LOCATION	PROJECT DESCRIPTION	BID QUANTITY	AWARD PRICE	SECOND BIDDER	THIRD BIDDER	ESTIMATE
STONE MATRIX ASPHALT 12.5 MM SURFACE COU / T									
404006M	2022Q2	22447	STATEWIDE	STATE	40	\$450	\$360	\$1,100	\$130.00

New Jersey Department of Transportation  
Jan 2022 - Dec 2022

12:15 Tuesday, January 3, 2023 583

HISTORICAL BID PRICE LISTING  
BY REGION

REGION: STATEWID

PAY ITEM	CALENDAR QUARTER	CONTRACT NUMBER	COUNTY LOCATION	PROJECT DESCRIPTION	BID QUANTITY	AWARD PRICE	SECOND BIDDER	THIRD BIDDER	ESTIMATE
FOG SEAL STRIP / LF									
422004M	2022Q1	22449	STATEWIDE	N/A	2,500	\$2.10	\$0.01	\$1.05	\$2.50

New Jersey Department of Transportation  
Jan 2022 - Dec 2022

12:15 Tuesday, January 3, 2023 584

HISTORICAL BID PRICE LISTING  
BY REGION

REGION: STATEWID

PAY ITEM	CALENDAR QUARTER	CONTRACT NUMBER	COUNTY LOCATION	PROJECT DESCRIPTION	BID QUANTITY	AWARD PRICE	SECOND BIDDER	THIRD BIDDER	ESTIMATE
FULL DEPTH CONCRETE PAVEMENT REPAIR, HMA / SY									
453006M	2022Q1	22449	STATEWIDE	N/A	500	\$100.00	\$200.00	\$280.00	\$150.00

New Jersey Department of Transportation  
Jan 2022 - Dec 2022

12:15 Tuesday, January 3, 2023 585

HISTORICAL BID PRICE LISTING  
BY REGION

REGION: STATEWID

PAY ITEM	CALENDAR QUARTER	CONTRACT NUMBER	COUNTY LOCATION	PROJECT DESCRIPTION	BID QUANTITY	AWARD PRICE	SECOND BIDDER	THIRD BIDDER	ESTIMATE
EPOXY WATERPROOFING / SY									
504036P	2022Q2	22447	STATEWIDE	STATE	425	\$52.00	\$50.00	\$45.00	\$15.00

MEMBRANE WATERPROOFING / SY

504038P	2022Q2	22447	STATEWIDE	STATE	550	\$17.00	\$20.00	\$20.00	\$15.00
---------	--------	-------	-----------	-------	-----	---------	---------	---------	---------

New Jersey Department of Transportation  
Jan 2022 - Dec 2022 12:15 Tuesday, January 3, 2023 586

HISTORICAL BID PRICE LISTING  
BY REGION

REGION: STATEWID

PAY ITEM	CALENDAR QUARTER	CONTRACT NUMBER	COUNTY LOCATION	PROJECT DESCRIPTION	BID QUANTITY	AWARD PRICE	SECOND BIDDER	THIRD BIDDER	ESTIMATE
LUBRICATE BEARING / U									
506013P	2022Q2	22447	STATEWIDE	STATE	26	\$26.00	\$50.00	\$30.00	\$70.00

New Jersey Department of Transportation  
Jan 2022 - Dec 2022 12:15 Tuesday, January 3, 2023 587

HISTORICAL BID PRICE LISTING  
BY REGION

REGION: STATEWID

PAY ITEM	CALENDAR QUARTER	CONTRACT NUMBER	COUNTY LOCATION	PROJECT DESCRIPTION	BID QUANTITY	AWARD PRICE	SECOND BIDDER	THIRD BIDDER	ESTIMATE
CONCRETE BRIDGE APPROACH / CY									
507051P	2022Q2	22447	STATEWIDE	STATE	49	\$1,750	\$1,500	\$700	\$450.00

New Jersey Department of Transportation  
Jan 2022 - Dec 2022 12:15 Tuesday, January 3, 2023 588

HISTORICAL BID PRICE LISTING  
BY REGION

REGION: STATEWID

PAY ITEM	CALENDAR QUARTER	CONTRACT NUMBER	COUNTY LOCATION	PROJECT DESCRIPTION	BID QUANTITY	AWARD PRICE	SECOND BIDDER	THIRD BIDDER	ESTIMATE
CLEAN EXISTING SCUPPERS AND PIPES / U									
508005M	2022Q2	22447	STATEWIDE	STATE	14	\$165.00	\$300.00	\$50.00	\$50.00

New Jersey Department of Transportation  
Jan 2022 - Dec 2022 12:15 Tuesday, January 3, 2023 589



HISTORICAL BID PRICE LISTING  
BY REGION

REGION: STATEWID

PAY ITEM	CALENDAR QUARTER	CONTRACT NUMBER	COUNTY LOCATION	PROJECT DESCRIPTION	BID QUANTITY	AWARD PRICE	SECOND BIDDER	THIRD BIDDER	ESTIMATE
CHAIN-LINK FENCE, TYPE III, ALUMINUM / LF									
509107P	2022Q2	22447	STATEWIDE	STATE	1,019	\$110.00	\$192.00	\$80.00	\$90.00

New Jersey Department of Transportation  
Jan 2022 - Dec 2022

12:15 Tuesday, January 3, 2023 590

HISTORICAL BID PRICE LISTING  
BY REGION

REGION: STATEWID

PAY ITEM	CALENDAR QUARTER	CONTRACT NUMBER	COUNTY LOCATION	PROJECT DESCRIPTION	BID QUANTITY	AWARD PRICE	SECOND BIDDER	THIRD BIDDER	ESTIMATE
TIMBER STRUCTURE / LS									
510003P	2022Q2	22447	STATEWIDE	STATE	1	\$75,000	\$85,000	\$24,000	\$20,000

New Jersey Department of Transportation  
Jan 2022 - Dec 2022

12:15 Tuesday, January 3, 2023 591

HISTORICAL BID PRICE LISTING  
BY REGION

REGION: STATEWID

PAY ITEM	CALENDAR QUARTER	CONTRACT NUMBER	COUNTY LOCATION	PROJECT DESCRIPTION	BID QUANTITY	AWARD PRICE	SECOND BIDDER	THIRD BIDDER	ESTIMATE
REPAIR OF STONE WALL / SF									
513028P	2022Q2	22447	STATEWIDE	STATE	1,597	\$35.00	\$48.00	\$62.50	\$30.00

New Jersey Department of Transportation  
Jan 2022 - Dec 2022

12:15 Tuesday, January 3, 2023 592

HISTORICAL BID PRICE LISTING  
BY REGION

REGION: STATEWID

PAY ITEM	CALENDAR QUARTER	CONTRACT NUMBER	COUNTY LOCATION	PROJECT DESCRIPTION	BID QUANTITY	AWARD PRICE	SECOND BIDDER	THIRD BIDDER	ESTIMATE
CONCRETE DECK REPAIR, TYPE B / SF									
551006M	2022Q2	22447	STATEWIDE	STATE	7,147	\$60.00	\$73.00	\$100.00	\$60.00

-----

CONCRETE DECK REPAIR, TYPE C / SF

551009M 2022Q2 22447 STATEWIDE STATE 590 \$165.00 \$149.00 \$130.00 \$100.00

New Jersey Department of Transportation 12:15 Tuesday, January 3, 2023 593  
Jan 2022 - Dec 2022

HISTORICAL BID PRICE LISTING  
BY REGION

REGION: STATEWID

PAY ITEM	CALENDAR CONTRACT QUARTER NUMBER	COUNTY LOCATION	PROJECT DESCRIPTION	BID QUANTITY	AWARD PRICE	SECOND BIDDER	THIRD BIDDER	ESTIMATE
-----	-----	-----	-----	-----	-----	-----	-----	-----
SUBSTRUCTURE CONCRETE REPAIR / SF								

555003M 2022Q2 22447 STATEWIDE STATE 300 \$325.00 \$268.00 \$240.00 \$135.00

New Jersey Department of Transportation 12:15 Tuesday, January 3, 2023 594  
Jan 2022 - Dec 2022

HISTORICAL BID PRICE LISTING  
BY REGION

REGION: STATEWID

PAY ITEM	CALENDAR CONTRACT QUARTER NUMBER	COUNTY LOCATION	PROJECT DESCRIPTION	BID QUANTITY	AWARD PRICE	SECOND BIDDER	THIRD BIDDER	ESTIMATE
-----	-----	-----	-----	-----	-----	-----	-----	-----
VIDEO INSPECTION OF PIPE / LF								

601664M 2022Q2 22454 STATEWIDE STBGP-FLEX-D00S (578) 305,000 \$5.50 \$5.50 \$7.77 \$5.00  
22453 STATEWIDE STBGP-FLEX-D00S (581) 455,000 \$5.80 \$5.27 \$8.10 \$5.00

New Jersey Department of Transportation 12:15 Tuesday, January 3, 2023 595  
Jan 2022 - Dec 2022

HISTORICAL BID PRICE LISTING  
BY REGION

REGION: STATEWID

PAY ITEM	CALENDAR CONTRACT QUARTER NUMBER	COUNTY LOCATION	PROJECT DESCRIPTION	BID QUANTITY	AWARD PRICE	SECOND BIDDER	THIRD BIDDER	ESTIMATE
-----	-----	-----	-----	-----	-----	-----	-----	-----
STORM DRAIN MARKER / U								

602031M 2022Q1 22449 STATEWIDE N/A 25 \$75.00 \$0.01 \$55.00 \$100.00

-----  
RESET EXISTING CASTING / U

602099M 2022Q1 22449 STATEWIDE N/A 25 \$550.00 \$500.00 \$650.00 \$500.00

New Jersey Department of Transportation 12:15 Tuesday, January 3, 2023 596  
Jan 2022 - Dec 2022

HISTORICAL BID PRICE LISTING

BY REGION

REGION: STATEWID

PAY ITEM	CALENDAR QUARTER	CONTRACT NUMBER	COUNTY LOCATION	PROJECT DESCRIPTION	BID QUANTITY	AWARD PRICE	SECOND BIDDER	THIRD BIDDER	ESTIMATE
RECONSTRUCTED INLET, TYPE A, USING EXIST / U									
602120M	2022Q1	22449	STATEWIDE	N/A	10	\$350.00	\$750.00	\$460.00	\$800.00
RECONSTRUCTED INLET, TYPE B, USING EXIST / U									
602123M	2022Q1	22449	STATEWIDE	N/A	10	\$350.00	\$750.00	\$865.00	\$800.00
RECONSTRUCTED INLET, TYPE E, USING EXIST / U									
602129M	2022Q1	22449	STATEWIDE	N/A	10	\$350.00	\$750.00	\$865.00	\$800.00
RECONSTRUCTED INLET, TYPE A, USING NEW C / U									
602150M	2022Q1	22449	STATEWIDE	N/A	10	\$550	\$1,500	\$1,060	\$1,200
RECONSTRUCTED INLET, TYPE B, USING NEW C / U									
602153M	2022Q1	22449	STATEWIDE	N/A	10	\$550	\$1,500	\$1,875	\$1,500
RECONSTRUCTED INLET, TYPE E, USING NEW C / U									
602159M	2022Q1	22449	STATEWIDE	N/A	10	\$550	\$1,500	\$2,000	\$1,500
RECONSTRUCTED MANHOLE, USING EXISTING CA / U									
602180M	2022Q1	22449	STATEWIDE	N/A	10	\$350.00	\$750.00	\$865.00	\$750.00
RECONSTRUCTED MANHOLE, USING NEW CASTING / U									
602183M	2022Q1	22449	STATEWIDE	N/A	10	\$550	\$1,300	\$1,325	\$1,250

New Jersey Department of Transportation  
Jan 2022 - Dec 2022

12:15 Tuesday, January 3, 2023 597

HISTORICAL BID PRICE LISTING  
BY REGION

REGION: STATEWID

PAY ITEM	CALENDAR QUARTER	CONTRACT NUMBER	COUNTY LOCATION	PROJECT DESCRIPTION	BID QUANTITY	AWARD PRICE	SECOND BIDDER	THIRD BIDDER	ESTIMATE
MANHOLE COVER / U									

602207M	2022Q2	22454	STATEWIDE	STBGP-FLEX-D00S (578)	16	\$1,500	\$1,500	\$1,500	\$1,500
		22453	STATEWIDE	STBGP-FLEX-D00S (581)	20	\$1,500	\$1,500	\$1,500	\$1,500

-----  
BICYCLE SAFE GRATE / U

602210M	2022Q1	22449	STATEWIDE	N/A	150	\$10.00	\$400.00	\$395.00	\$400.00
	2022Q2	22454	STATEWIDE	STBGP-FLEX-D00S (578)	60	\$1,600	\$1,600	\$1,600	\$1,600
		22453	STATEWIDE	STBGP-FLEX-D00S (581)	70	\$1,600	\$1,600	\$1,600	\$1,600

-----  
CURB PIECE / U

602213M	2022Q1	22449	STATEWIDE	N/A	150	\$10.00	\$450.00	\$300.00	\$400.00
---------	--------	-------	-----------	-----	-----	---------	----------	----------	----------

-----  
CLEANING DRAINAGE STRUCTURE / U

602216M	2022Q2	22454	STATEWIDE	STBGP-FLEX-D00S (578)	2,650	\$225.00	\$590.00	\$650.00	\$200.00
		22453	STATEWIDE	STBGP-FLEX-D00S (581)	4,225	\$612.00	\$268.00	\$459.00	\$200.00

New Jersey Department of Transportation  
Jan 2022 - Dec 2022 12:15 Tuesday, January 3, 2023 598

HISTORICAL BID PRICE LISTING  
BY REGION

REGION: STATEWID

PAY ITEM	CALENDAR QUARTER	CONTRACT NUMBER	COUNTY LOCATION	PROJECT DESCRIPTION	BID QUANTITY	AWARD PRICE	SECOND BIDDER	THIRD BIDDER	ESTIMATE
-----	-----	-----	-----	-----	-----	-----	-----	-----	-----
CONCRETE SLOPE GUTTER, 6" THICK / SY									
603006P	2022Q2	22447	STATEWIDE	STATE	1	\$1,000	\$440	\$1,000	\$200.00

New Jersey Department of Transportation  
Jan 2022 - Dec 2022 12:15 Tuesday, January 3, 2023 599

HISTORICAL BID PRICE LISTING  
BY REGION

REGION: STATEWID

PAY ITEM	CALENDAR QUARTER	CONTRACT NUMBER	COUNTY LOCATION	PROJECT DESCRIPTION	BID QUANTITY	AWARD PRICE	SECOND BIDDER	THIRD BIDDER	ESTIMATE
-----	-----	-----	-----	-----	-----	-----	-----	-----	-----
GABION WALL / CY									
604003P	2022Q2	22447	STATEWIDE	STATE	250	\$125.00	\$385.00	\$150.00	\$50.00

New Jersey Department of Transportation  
Jan 2022 - Dec 2022 12:15 Tuesday, January 3, 2023 600

HISTORICAL BID PRICE LISTING  
BY REGION

REGION: STATEWID

PAY ITEM	CALENDAR QUARTER	CONTRACT NUMBER	COUNTY LOCATION	PROJECT DESCRIPTION	BID QUANTITY	AWARD PRICE	SECOND BIDDER	THIRD BIDDER	ESTIMATE
CONCRETE SIDEWALK, 4" THICK / SY									
606012P	2022Q1	22449	STATEWIDE	N/A	3,000	\$75.00	\$90.00	\$107.75	\$80.00
	2022Q2	22447	STATEWIDE	STATE	281	\$97.00	\$100.00	\$130.00	\$110.00
CONCRETE SIDEWALK, 6" THICK / SY									
606018P	2022Q1	22449	STATEWIDE	N/A	500	\$75.00	\$100.00	\$112.00	\$82.00
CONCRETE SIDEWALK, REINFORCED, 6" THICK / SY									
606024P	2022Q1	22449	STATEWIDE	N/A	500	\$85.00	\$100.00	\$115.00	\$100.00
CONCRETE SIDEWALK, REINFORCED, 8" THICK / SY									
606027P	2022Q1	22449	STATEWIDE	N/A	100	\$135.00	\$150.00	\$140.00	\$120.00
HOT MIX ASPHALT DRIVEWAY, 6" THICK / SY									
606039P	2022Q1	22449	STATEWIDE	N/A	500	\$55.00	\$50.00	\$94.50	\$60.00
HOT MIX ASPHALT DRIVEWAY, VARIABLE THICK / SY									
606042P	2022Q1	22449	STATEWIDE	N/A	500	\$55.00	\$50.00	\$82.00	\$50.00
CONCRETE DRIVEWAY, 6" THICK / SY									
606051P	2022Q1	22449	STATEWIDE	N/A	100	\$102.00	\$100.00	\$115.00	\$90.00
CONCRETE DRIVEWAY, REINFORCED, 8" THICK / SY									
606060P	2022Q1	22449	STATEWIDE	N/A	100	\$130.00	\$150.00	\$140.00	\$150.00

New Jersey Department of Transportation  
Jan 2022 - Dec 2022

12:15 Tuesday, January 3, 2023 601

HISTORICAL BID PRICE LISTING  
BY REGION

REGION: STATEWID

PAY ITEM	CALENDAR QUARTER	CONTRACT NUMBER	COUNTY LOCATION	PROJECT DESCRIPTION	BID QUANTITY	AWARD PRICE	SECOND BIDDER	THIRD BIDDER	ESTIMATE
DETECTABLE WARNING SURFACE / SY									
606084P	2022Q1	22449	STATEWIDE	N/A	150	\$1.00	\$300.00	\$300.00	\$300.00



608004P	2022Q2 22447	STATEWIDE	STATE	351	\$87.00	\$54.00	\$50.00	\$40.00
---------	--------------	-----------	-------	-----	---------	---------	---------	---------

New Jersey Department of Transportation  
Jan 2022 - Dec 2022

12:15 Tuesday, January 3, 2023 604

HISTORICAL BID PRICE LISTING  
BY REGION

REGION: STATEWID

PAY ITEM	CALENDAR QUARTER	CONTRACT NUMBER	COUNTY LOCATION	PROJECT DESCRIPTION	BID QUANTITY	AWARD PRICE	SECOND BIDDER	THIRD BIDDER	ESTIMATE
-----									
BEAM GUIDE RAIL / LF									
609003M	2022Q2	22447	STATEWIDE	STATE	376	\$40.00	\$52.00	\$54.00	\$35.00
-----									
BEAM GUIDE RAIL, BRIDGE / LF									
609004M	2022Q2	22447	STATEWIDE	STATE	20	\$352.00	\$190.00	\$180.00	\$260.00
-----									
BEAM GUIDE RAIL, DUAL-FACED / LF									
609006M	2022Q2	22447	STATEWIDE	STATE	50	\$78.00	\$60.00	\$80.00	\$50.00
-----									
BEAM GUIDE RAIL, DUAL FACED, BRIDGE / LF									
609007M	2022Q2	22447	STATEWIDE	STATE	50	\$430.00	\$375.00	\$200.00	\$180.00
-----									
TANGENT GUIDE RAIL TERMINAL / U									
609027M	2022Q2	22447	STATEWIDE	STATE	2	\$4,100	\$3,850	\$4,000	\$2,500
-----									
BEAM GUIDE RAIL ANCHORAGE / U									
609039M	2022Q2	22447	STATEWIDE	STATE	2	\$2,350	\$1,400	\$3,000	\$800.00
-----									
APPROACH GUIDE RAIL TRANSITION TL-2 / U									
609058M	2022Q2	22447	STATEWIDE	STATE	1	\$3,000	\$2,100	\$3,000	\$1,800
-----									
APPROACH GUIDE RAIL TRANSITION TL-3 / U									
609059M	2022Q2	22447	STATEWIDE	STATE	1	\$5,100	\$5,850	\$3,000	\$3,000
-----									
REMOVAL OF BEAM GUIDE RAIL / LF									
609075M	2022Q2	22447	STATEWIDE	STATE	525	\$1.00	\$1.00	\$10.00	\$1.00

New Jersey Department of Transportation

12:15 Tuesday, January 3, 2023 605

Jan 2022 - Dec 2022

HISTORICAL BID PRICE LISTING  
BY REGION

REGION: STATEWID

PAY ITEM	CALENDAR QUARTER	CONTRACT NUMBER	COUNTY LOCATION	PROJECT DESCRIPTION	BID QUANTITY	AWARD PRICE	SECOND BIDDER	THIRD BIDDER	ESTIMATE
-----									
TRAFFIC STRIPES, 4" / LF									
610003M	2022Q1	22449	STATEWIDE	N/A	25,000	\$0.47	\$0.50	\$0.80	\$0.45
	2022Q2	22447	STATEWIDE	STATE	10,000	\$1.00	\$1.50	\$1.00	\$3.00
-----									
TRAFFIC STRIPES, 6" / LF									
610006M	2022Q1	22449	STATEWIDE	N/A	10,000	\$0.68	\$0.75	\$1.10	\$0.60
-----									
TRAFFIC STRIPES, 8" / LF									
610007M	2022Q1	22449	STATEWIDE	N/A	5,000	\$0.89	\$0.99	\$1.35	\$1.00
-----									
TRAFFIC MARKINGS / SF									
610009M	2022Q2	22447	STATEWIDE	STATE	2,000	\$6.40	\$5.00	\$5.00	\$5.00
-----									
RPM, MONO-DIRECTIONAL, WHITE LENS / U									
610012M	2022Q1	22449	STATEWIDE	N/A	250	\$34.12	\$0.01	\$50.00	\$32.00
-----									
TRAFFIC MARKING LINES, 4" / LF									
610013M	2022Q1	22449	STATEWIDE	N/A	25,000	\$1.15	\$1.21	\$1.85	\$0.80
-----									
TRAFFIC MARKING LINES, 8" / LF									
610014M	2022Q1	22449	STATEWIDE	N/A	1,000	\$1.89	\$2.42	\$1.90	\$1.75
-----									
TRAFFIC MARKING LINES, 24" / LF									
610017M	2022Q1	22449	STATEWIDE	N/A	1,000	\$5.04	\$5.50	\$7.70	\$6.00

New Jersey Department of Transportation  
Jan 2022 - Dec 2022

12:15 Tuesday, January 3, 2023 606

HISTORICAL BID PRICE LISTING  
BY REGION

REGION: STATEWID



PAY ITEM	CALENDAR QUARTER	CONTRACT NUMBER	COUNTY LOCATION	PROJECT DESCRIPTION	BID QUANTITY	AWARD PRICE	SECOND BIDDER	THIRD BIDDER	ESTIMATE
RPM, MONO-DIRECTIONAL, AMBER LENS / U									
610018M	2022Q1	22449	STATEWIDE	N/A	250	\$34.12	\$0.01	\$50.00	\$32.00
RPM, BI-DIRECTIONAL, AMBER LENS / U									
610021M	2022Q1	22449	STATEWIDE	N/A	250	\$34.12	\$0.01	\$50.00	\$32.00
REMOVAL OF RPM / U									
610024M	2022Q1	22449	STATEWIDE	N/A	750	\$1.00	\$0.01	\$4.25	\$3.00
RUMBLE STRIP / LF									
610033M	2022Q1	22449	STATEWIDE	N/A	2,500	\$5.54	\$0.01	\$3.05	\$2.00
REMOVAL OF TRAFFIC STRIPES / LF									
610036M	2022Q1	22449	STATEWIDE	N/A	5,000	\$1.57	\$1.93	\$0.80	\$1.50
REMOVAL OF TRAFFIC MARKINGS / SF									
610039M	2022Q1	22449	STATEWIDE	N/A	5,000	\$3.15	\$3.30	\$4.40	\$2.80
TRAFFIC MARKINGS SYMBOLS / SF									
610060M	2022Q1	22449	STATEWIDE	N/A	3,000	\$8.13	\$8.80	\$8.50	\$7.50

New Jersey Department of Transportation  
Jan 2022 - Dec 2022 12:15 Tuesday, January 3, 2023 607

HISTORICAL BID PRICE LISTING  
BY REGION

REGION: STATEWID

PAY ITEM	CALENDAR QUARTER	CONTRACT NUMBER	COUNTY LOCATION	PROJECT DESCRIPTION	BID QUANTITY	AWARD PRICE	SECOND BIDDER	THIRD BIDDER	ESTIMATE
CUSH, COMP BAR, TYPE 2, NARROW / U									
611300M	2022Q2	22447	STATEWIDE	STATE	4	\$29,000	\$25,000	\$31,500	\$15,000

New Jersey Department of Transportation  
Jan 2022 - Dec 2022 12:15 Tuesday, January 3, 2023 608

HISTORICAL BID PRICE LISTING  
BY REGION

REGION: STATEWID

PAY ITEM	CALENDAR QUARTER	CONTRACT NUMBER	COUNTY LOCATION	PROJECT DESCRIPTION	BID QUANTITY	AWARD PRICE	SECOND BIDDER	THIRD BIDDER	ESTIMATE
----------	------------------	-----------------	-----------------	---------------------	--------------	-------------	---------------	--------------	----------

801012M	2022Q2	22454	STATEWIDE	STBGP-FLEX-D00S (578)	2,000	\$2.60	\$5.00	\$0.01	\$15.00
		22453	STATEWIDE	STBGP-FLEX-D00S (581)	2,500	\$5.00	\$2.60	\$5.00	\$15.00

New Jersey Department of Transportation  
Jan 2022 - Dec 2022  
12:15 Tuesday, January 3, 2023 609

HISTORICAL BID PRICE LISTING  
BY REGION

REGION: STATEWID

PAY ITEM	CALENDAR QUARTER	CONTRACT NUMBER	COUNTY LOCATION	PROJECT DESCRIPTION	BID QUANTITY	AWARD PRICE	SECOND BIDDER	THIRD BIDDER	ESTIMATE
----------	------------------	-----------------	-----------------	---------------------	--------------	-------------	---------------	--------------	----------

TREE REMOVAL, OVER 36" DIAMETER / U	2022Q2	22447	STATEWIDE	STATE	1	\$3,500	\$5,000	\$2,000	\$2,500
-------------------------------------	--------	-------	-----------	-------	---	---------	---------	---------	---------

New Jersey Department of Transportation  
Jan 2022 - Dec 2022  
12:15 Tuesday, January 3, 2023 610

HISTORICAL BID PRICE LISTING  
BY REGION

REGION: STATEWID

PAY ITEM	CALENDAR QUARTER	CONTRACT NUMBER	COUNTY LOCATION	PROJECT DESCRIPTION	BID QUANTITY	AWARD PRICE	SECOND BIDDER	THIRD BIDDER	ESTIMATE
----------	------------------	-----------------	-----------------	---------------------	--------------	-------------	---------------	--------------	----------

TOPSOIL SPREADING ___" THICK / SY	2022Q1	22449	STATEWIDE	N/A	1,000	\$4.00	\$4.00	\$6.35	\$5.00
-----------------------------------	--------	-------	-----------	-----	-------	--------	--------	--------	--------

BORROW TOPSOIL / CY

804015P	2022Q1	22449	STATEWIDE	N/A	2,000	\$1.00	\$0.01	\$44.00	\$3.00
---------	--------	-------	-----------	-----	-------	--------	--------	---------	--------

New Jersey Department of Transportation  
Jan 2022 - Dec 2022  
12:15 Tuesday, January 3, 2023 611

HISTORICAL BID PRICE LISTING  
BY REGION

REGION: STATEWID

PAY ITEM	CALENDAR QUARTER	CONTRACT NUMBER	COUNTY LOCATION	PROJECT DESCRIPTION	BID QUANTITY	AWARD PRICE	SECOND BIDDER	THIRD BIDDER	ESTIMATE
----------	------------------	-----------------	-----------------	---------------------	--------------	-------------	---------------	--------------	----------

TURF REPAIR STRIP / LF	2022Q1	22449	STATEWIDE	N/A	1,000	\$2.00	\$0.01	\$11.00	\$2.00
------------------------	--------	-------	-----------	-----	-------	--------	--------	---------	--------

HISTORICAL BID PRICE LISTING  
BY REGION

REGION: STATEWID

PAY ITEM	CALENDAR QUARTER	CONTRACT NUMBER	COUNTY LOCATION	PROJECT DESCRIPTION	BID QUANTITY	AWARD PRICE	SECOND BIDDER	THIRD BIDDER	ESTIMATE
FERTILIZING AND SEEDING, TYPE A / SY									
806003P	2022Q1	22449	STATEWIDE	N/A	2,000	\$1.00	\$1.00	\$0.55	\$2.00

HISTORICAL BID PRICE LISTING  
BY REGION

REGION: STATEWID

PAY ITEM	CALENDAR QUARTER	CONTRACT NUMBER	COUNTY LOCATION	PROJECT DESCRIPTION	BID QUANTITY	AWARD PRICE	SECOND BIDDER	THIRD BIDDER	ESTIMATE
STRAW MULCHING / SY									
809003M	2022Q1	22449	STATEWIDE	N/A	2,000	\$0.55	\$1.00	\$0.55	\$0.80

HISTORICAL BID PRICE LISTING  
BY REGION

REGION: STATEWID

PAY ITEM	CALENDAR QUARTER	CONTRACT NUMBER	COUNTY LOCATION	PROJECT DESCRIPTION	BID QUANTITY	AWARD PRICE	SECOND BIDDER	THIRD BIDDER	ESTIMATE
REPAIR CATEGORY "A", MOVABLE / HOUR									
MMB022M	2022Q1	22440	STATEWIDE	N/A	9,504	\$269.69	\$285.00		\$230.00
REPAIR CATEGORY "B", MOVABLE / HOUR									
MMB024M	2022Q1	22440	STATEWIDE	N/A	2,080	\$247.91	\$245.00		\$200.00
WELDING CREW / HOUR									
MMB026M	2022Q1	22440	STATEWIDE	N/A	7,392	\$263.14	\$302.00		\$215.00
60' UNDERBRIDGE INSPECTION UNIT / HOUR									
MMB044M	2022Q1	22440	STATEWIDE	N/A	1,056	\$265.00	\$275.00		\$200.00

-----  
 REMOVAL OF DETERIORATED CONCRETE ENCASEM / SF

MMB064M	2022Q2 22447	STATEWIDE	STATE	1,900	\$131.00	\$82.00	\$200.00	\$79.00
---------	--------------	-----------	-------	-------	----------	---------	----------	---------

-----  
 TEMPORARY SHORING OF THE SUPERSTRUCTURE / U

MMB065M	2022Q2 22447	STATEWIDE	STATE	2	\$4,500	\$30,000	\$40,000	\$14,000
---------	--------------	-----------	-------	---	---------	----------	----------	----------

-----  
 PREFORMED ELASTOMERIC JOINT SEALER, VARI / LF

MMB066M	2022Q2 22447	STATEWIDE	STATE	631	\$70.00	\$163.00	\$120.00	\$45.00
---------	--------------	-----------	-------	-----	---------	----------	----------	---------

-----  
 STRUCTURAL STEEL REPAIR / LB

MMB067M	2022Q2 22447	STATEWIDE	STATE	1,200	\$14.00	\$62.00	\$50.00	\$45.00
---------	--------------	-----------	-------	-------	---------	---------	---------	---------

-----  
 BRIDGE HEADER REPAIR / LF

MMB070M	2022Q2 22447	STATEWIDE	STATE	50	\$225.00	\$350.00	\$120.00	\$110.00
---------	--------------	-----------	-------	----	----------	----------	----------	----------

New Jersey Department of Transportation  
 Jan 2022 - Dec 2022

12:15 Tuesday, January 3, 2023 615

HISTORICAL BID PRICE LISTING  
 BY REGION

REGION: STATEWID

PAY ITEM	CALENDAR QUARTER	CONTRACT NUMBER	COUNTY LOCATION	PROJECT DESCRIPTION	BID QUANTITY	AWARD PRICE	SECOND BIDDER	THIRD BIDDER	ESTIMATE
----------	------------------	-----------------	-----------------	---------------------	--------------	-------------	---------------	--------------	----------

-----  
 CONCRETE SPALL REPAIR, TYPE 1 / SF

MMB071M	2022Q2	22447	STATEWIDE	STATE	550	\$340.00	\$265.00	\$240.00	\$102.00
---------	--------	-------	-----------	-------	-----	----------	----------	----------	----------

-----  
 CONCRETE SPALL REPAIR, TYPE 2 / CF

MMB072M	2022Q2	22447	STATEWIDE	STATE	154	\$450.00	\$520.00	\$240.00	\$145.00
---------	--------	-------	-----------	-------	-----	----------	----------	----------	----------

-----  
 REPAIR CONCRETE CURB / LF

MMB077M	2022Q2	22447	STATEWIDE	STATE	50	\$110.00	\$180.00	\$60.00	\$115.00
---------	--------	-------	-----------	-------	----	----------	----------	---------	----------

-----  
 DECK CORROSION INHIBITOR / SY

MMB086M	2022Q2	22447	STATEWIDE	STATE	561	\$17.00	\$14.00	\$16.00	\$10.00
---------	--------	-------	-----------	-------	-----	---------	---------	---------	---------

-----  
 DECK JOINT RESEAL (SILICON) / LF

MMB087M	2022Q2	22447	STATEWIDE	STATE	70	\$63.00	\$120.00	\$100.00	\$90.00
---------	--------	-------	-----------	-------	----	---------	----------	----------	---------

-----  
DECK JOINT REPAIR / LF

MMB089M	2022Q2	22447	STATEWIDE	STATE	50	\$175.00	\$195.00	\$185.00	\$150.00
---------	--------	-------	-----------	-------	----	----------	----------	----------	----------

-----  
DECK JOINT RESEAL (RUBBER ASPHALT) / LF

MMB090M	2022Q2	22447	STATEWIDE	STATE	70	\$7.00	\$13.00	\$5.00	\$15.00
---------	--------	-------	-----------	-------	----	--------	---------	--------	---------

-----  
CREW COORDINATOR / HOUR

MMB092M	2022Q1	22446	STATEWIDE	100% STATE	416	\$115.00	\$115.00	\$115.00	\$115.00
		22440	STATEWIDE	N/A	4,224	\$105.00	\$105.00		\$105.00

New Jersey Department of Transportation  
Jan 2022 - Dec 2022

12:15 Tuesday, January 3, 2023 616

HISTORICAL BID PRICE LISTING  
BY REGION

REGION: STATEWID

PAY ITEM	CALENDAR QUARTER	CONTRACT NUMBER	COUNTY LOCATION	PROJECT DESCRIPTION	BID QUANTITY	AWARD PRICE	SECOND BIDDER	THIRD BIDDER	ESTIMATE
-----	-----	-----	-----	-----	-----	-----	-----	-----	-----
MILLING, VARIABLE DEPTH / SY									

MMB136M	2022Q2	22447	STATEWIDE	STATE	590	\$18.00	\$17.00	\$80.00	\$10.00
---------	--------	-------	-----------	-------	-----	---------	---------	---------	---------

-----  
MANPOWERED ACCESS MACHINE / HOUR

MMB142M	2022Q1	22440	STATEWIDE	N/A	2,000	\$25.00	\$30.00		\$50.00
---------	--------	-------	-----------	-----	-------	---------	---------	--	---------

-----  
STEEL DECK JOINT REPAIR / LF

MMB169M	2022Q2	22447	STATEWIDE	STATE	33	\$375.00	\$550.00	\$350.00	\$150.00
---------	--------	-------	-----------	-------	----	----------	----------	----------	----------

-----  
LANE CLOSURES / HOUR

MMB172M	2022Q1	22439	STATEWIDE	N/A	1,700	\$220.50	\$242.00		\$235.00
		22446	STATEWIDE	100% STATE	3,952	\$1.00	\$0.01	\$0.01	\$22.50
		22448	STATEWIDE	STATE	3,952	\$0.01	\$1.00	\$0.01	\$20.50
		22440	STATEWIDE	N/A	6,480	\$436.88	\$564.00		\$335.00

-----  
SOLID WASTE DISPOSAL / DOLL

MMB173M	2022Q1	22439	STATEWIDE	N/A	15,000	\$1.00	\$1.00		\$1.00
		22446	STATEWIDE	100% STATE	20,000	\$1.00	\$1.00	\$1.00	\$1.00
		22440	STATEWIDE	N/A	40,000	\$1.00	\$1.00		\$1.00

-----

REPAIR CATEGORY "A" / HOUR

MMB181M	2022Q1 22439	STATEWIDE	N/A	3,700	\$267.88	\$325.00		\$280.00
---------	--------------	-----------	-----	-------	----------	----------	--	----------

REPAIR CATEGORY "B" / HOUR

MMB182M	2022Q1 22439	STATEWIDE	N/A	3,600	\$245.21	\$220.00		\$240.00
---------	--------------	-----------	-----	-------	----------	----------	--	----------

LABOR CREW / HOUR

MMB186M	2022Q1 22446	STATEWIDE	100% STATE	3,952	\$595.00	\$670.00	\$685.00	\$625.00
---------	--------------	-----------	------------	-------	----------	----------	----------	----------

New Jersey Department of Transportation  
Jan 2022 - Dec 2022

12:15 Tuesday, January 3, 2023 617

HISTORICAL BID PRICE LISTING  
BY REGION

REGION: STATEWID

PAY ITEM	CALENDAR QUARTER	CONTRACT NUMBER	COUNTY LOCATION	PROJECT DESCRIPTION	BID QUANTITY	AWARD PRICE	SECOND BIDDER	THIRD BIDDER	ESTIMATE
----------	------------------	-----------------	-----------------	---------------------	--------------	-------------	---------------	--------------	----------

LABOR CREW / HOUR

MMB186M	(cont)	22448	STATEWIDE	STATE	3,952	\$804.00	\$875.00	\$915.00	\$832.00
---------	--------	-------	-----------	-------	-------	----------	----------	----------	----------

RAILROAD SERVICES / DOLL

MMB188M	2022Q2 22447	STATEWIDE	STATE	50,000	\$1.00	\$1.00	\$1.00	\$1.00
---------	--------------	-----------	-------	--------	--------	--------	--------	--------

New Jersey Department of Transportation  
Jan 2022 - Dec 2022

12:15 Tuesday, January 3, 2023 618

HISTORICAL BID PRICE LISTING  
BY REGION

REGION: STATEWID

PAY ITEM	CALENDAR QUARTER	CONTRACT NUMBER	COUNTY LOCATION	PROJECT DESCRIPTION	BID QUANTITY	AWARD PRICE	SECOND BIDDER	THIRD BIDDER	ESTIMATE
----------	------------------	-----------------	-----------------	---------------------	--------------	-------------	---------------	--------------	----------

CLEARING SITE / MILE

MMD035M	2022Q2	22454	STATEWIDE	STBGP-FLEX-D00S (578)	85	\$500.00	\$500.00	\$500.00	\$500.00
		22453	STATEWIDE	STBGP-FLEX-D00S (581)	115	\$500.00	\$500.00	\$500.00	\$500.00

CULVERT CLEANING / LF

MMD059M	2022Q2	22454	STATEWIDE	STBGP-FLEX-D00S (578)	1,800	\$10.00	\$30.00	\$15.00	\$60.00
		22453	STATEWIDE	STBGP-FLEX-D00S (581)	2,000	\$1.00	\$35.00	\$50.00	\$60.00

CLEANING EXISTING PIPE / LF

MMD064M	2022Q2	22453	STATEWIDE	STBGP-FLEX-D00S (581)	65,000	\$0.01	\$2.50	\$0.01	\$3.00
		22454	STATEWIDE	STBGP-FLEX-D00S (578)	65,000	\$2.00	\$0.01	\$0.40	\$3.00
		22454	STATEWIDE	STBGP-FLEX-D00S (578)	240,000	\$4.20	\$1.00	\$2.05	\$4.00
		22453	STATEWIDE	STBGP-FLEX-D00S (581)	390,000	\$0.75	\$4.65	\$1.00	\$4.00

New Jersey Department of Transportation  
Jan 2022 - Dec 2022

12:15 Tuesday, January 3, 2023 619

HISTORICAL BID PRICE LISTING  
BY REGION

REGION: STATEWID

PAY ITEM	CALENDAR QUARTER	CONTRACT NUMBER	COUNTY LOCATION	PROJECT DESCRIPTION	BID QUANTITY	AWARD PRICE	SECOND BIDDER	THIRD BIDDER	ESTIMATE
TRAFFIC CONTROL TRUCK WITH MOUNTED CRASH / DAY									
MMG008M	2022Q1	22449	STATEWIDE	N/A	100	\$1.00	\$0.01	\$550.00	\$50.00
	2022Q2	22454	STATEWIDE	STBGP-FLEX-D00S (578)	900	\$250.00	\$250.00	\$250.00	\$250.00
		22453	STATEWIDE	STBGP-FLEX-D00S (581)	950	\$265.00	\$265.00	\$265.00	\$265.00
-----									
E-Z PASS / DOLL									
MMG009M	2022Q1	22446	STATEWIDE	100% STATE	3,140	\$1.00	\$1.00	\$1.00	\$1.00
	2022Q2	22447	STATEWIDE	STATE	1,622	\$1.00	\$1.00	\$1.00	\$1.00
-----									
TELEPHONE SERVICE / DOLL									
MMG010M	2022Q1	22440	STATEWIDE	N/A	14,400	\$1.00	\$1.00		\$1.00
-----									
NON-PARTICIPATING WORK / DOLL									
MMG013M	2022Q2	22444	STATEWIDE	STBGP-FLEX-D00S (569)	75,000	\$1.00	\$1.00	\$1.00	\$1.00
-----									
OVERTIME DIFFERENTIAL (OD) / DOLL									
MMG025M	2022Q1	22439	STATEWIDE	N/A	15,000	\$1.00	\$1.00		\$1.00
		22446	STATEWIDE	100% STATE	30,000	\$1.00	\$1.00	\$1.00	\$1.00
		22448	STATEWIDE	STATE	100,000	\$1.00	\$1.00	\$1.00	\$1.00
		22440	STATEWIDE	N/A	300,000	\$1.00	\$1.00		\$1.00
-----									
HMA RESURFACING PATCH / T									
MMG026M	2022Q1	22449	STATEWIDE	N/A	500	\$100.00	\$160.00	\$350.00	\$120.00
-----									
PREFORMED THERMOPLASTIC NUMBERS / U									
MMG034M	2022Q1	22449	STATEWIDE	N/A	500	\$23.62	\$33.00	\$36.25	\$20.00

New Jersey Department of Transportation

12:15 Tuesday, January 3, 2023 620

Jan 2022 - Dec 2022

HISTORICAL BID PRICE LISTING  
BY REGION

REGION: STATEWID

PAY ITEM	CALENDAR CONTRACT QUARTER NUMBER	COUNTY LOCATION	PROJECT DESCRIPTION	BID QUANTITY	AWARD PRICE	SECOND BIDDER	THIRD BIDDER	ESTIMATE
THERMOPLASTIC PREFORMED HANDICAP MAT / U								
MMG035M	2022Q1 22449	STATEWIDE	N/A	35	\$395.00	\$275.00	\$280.00	\$350.00
RIPRAP STONE SLOPE PROTECTION / T								
MMG036M	2022Q1 22449	STATEWIDE	N/A	100	\$35.00	\$55.00	\$15.00	\$40.00
WORKER, TYPE "A" / HOUR								
MMG054M	2022Q1 22446	STATEWIDE	100% STATE	1,500	\$95.00	\$96.00	\$135.00	\$75.00
DISPOSAL OF REGULATED MATERIAL HAZARDOUS / DOLL								
MMG064M	2022Q1 22446	STATEWIDE	100% STATE	35,000	\$1.00	\$1.00	\$1.00	\$1.00
CONTAINMENT SYSTEM / LS								
MMG082M	2022Q2 22447	STATEWIDE	STATE	1	\$105,000	\$50,000	\$115,000	\$125,000
SSPC, BLAST/PRIME / LS								
MMG083M	2022Q2 22447	STATEWIDE	STATE	1	\$510,000	\$585,000	\$575,000	\$85,000
SSPC, STRIPE/INTERMEDIATE / LS								
MMG084M	2022Q2 22447	STATEWIDE	STATE	1	\$130,000	\$75,000	\$144,000	\$60,000
SSPC, FINISH / LS								
MMG085M	2022Q2 22447	STATEWIDE	STATE	1	\$105,000	\$75,000	\$115,000	\$55,000
TESTING, IF AND WHERE DIRECTED / DOLL								
MMG086M	2022Q2 22447	STATEWIDE	STATE	15,000	\$1.00	\$1.00	\$1.00	\$1.00

New Jersey Department of Transportation  
Jan 2022 - Dec 2022

12:15 Tuesday, January 3, 2023 621

HISTORICAL BID PRICE LISTING  
BY REGION



REGION: STATEWID

PAY ITEM	CALENDAR QUARTER	CONTRACT NUMBER	COUNTY LOCATION	PROJECT DESCRIPTION	BID QUANTITY	AWARD PRICE	SECOND BIDDER	THIRD BIDDER	ESTIMATE
STRUCTURAL STEEL REPAIRS, WHERE DIRECTED / LB									
MMG087M	2022Q2	22447	STATEWIDE	STATE	1,000	\$14.00	\$66.00	\$18.00	\$95.00

ADJUSTMENT FACTOR / PCT

MMG095M	2022Q2	22444	STATEWIDE	STBGP-FLEX-D00S (569)	1,265,000	\$0.84	\$0.86	\$0.89	\$1.15
New Jersey Department of Transportation Jan 2022 - Dec 2022							12:15 Tuesday, January 3, 2023 622		

HISTORICAL BID PRICE LISTING  
BY REGION

REGION: STATEWID

PAY ITEM	CALENDAR QUARTER	CONTRACT NUMBER	COUNTY LOCATION	PROJECT DESCRIPTION	BID QUANTITY	AWARD PRICE	SECOND BIDDER	THIRD BIDDER	ESTIMATE
BOLLARD / U									
MMI003M	2022Q1	22449	STATEWIDE	N/A	25	\$1,225	\$750	\$800	\$1,500

New Jersey Department of Transportation  
Jan 2022 - Dec 2022

12:15 Tuesday, January 3, 2023 623

HISTORICAL BID PRICE LISTING  
BY REGION

REGION: STATEWID

PAY ITEM	CALENDAR QUARTER	CONTRACT NUMBER	COUNTY LOCATION	PROJECT DESCRIPTION	BID QUANTITY	AWARD PRICE	SECOND BIDDER	THIRD BIDDER	ESTIMATE
CONSTRUCTION LAYOUT / DAY									
MMR001M	2022Q1	22449	STATEWIDE	N/A	35	\$1,750	\$1,500	\$2,750	\$1,500

MOBILIZATION / U

MMR004M	2022Q1	22449	STATEWIDE	N/A	30	\$15,000	\$15,000	\$15,000	\$15,000
---------	--------	-------	-----------	-----	----	----------	----------	----------	----------

SPECIAL MOBILIZATION / U

MMR005M	2022Q1	22449	STATEWIDE	N/A	10	\$4,000	\$4,000	\$4,000	\$4,000
---------	--------	-------	-----------	-----	----	---------	---------	---------	---------

EMERGENCY MOBILIZATION / U

MMR006M	2022Q1	22449	STATEWIDE	N/A	1	\$7,500	\$7,500	\$7,500	\$7,500
---------	--------	-------	-----------	-----	---	---------	---------	---------	---------

-----  
 REMOVAL OF CURB / LF

MMR031M	2022Q1	22449	STATEWIDE	N/A	1,000	\$40.30	\$5.00	\$8.80	\$7.50
---------	--------	-------	-----------	-----	-------	---------	--------	--------	--------

-----  
 REMOVAL OF SIDEWALK / SY

MMR034M	2022Q1	22449	STATEWIDE	N/A	1,000	\$25.30	\$9.00	\$11.00	\$20.00
---------	--------	-------	-----------	-----	-------	---------	--------	---------	---------

-----  
 FLASHING ARROW BOARD, 4' X 8' / DAY

MMR060M	2022Q1	22449	STATEWIDE	N/A	125	\$1.00	\$0.01	\$70.00	\$50.00
	2022Q2	22453	STATEWIDE	STBGP-FLEX-D00S (581)	300	\$1.00	\$12.00	\$250.00	\$45.00
		22454	STATEWIDE	STBGP-FLEX-D00S (578)	300	\$12.00	\$250.00	\$1.00	\$45.00

-----  
 PORTABLE VARIABLE MESSAGE SIGN / DAY

MMR061M	2022Q1	22449	STATEWIDE	N/A	50	\$1.00	\$0.01	\$110.00	\$100.00
---------	--------	-------	-----------	-----	----	--------	--------	----------	----------

New Jersey Department of Transportation  
 Jan 2022 - Dec 2022

12:15 Tuesday, January 3, 2023 624

HISTORICAL BID PRICE LISTING  
 BY REGION

REGION: STATEWID

PAY ITEM	CALENDAR QUARTER	CONTRACT NUMBER	COUNTY LOCATION	PROJECT DESCRIPTION	BID QUANTITY	AWARD PRICE	SECOND BIDDER	THIRD BIDDER	ESTIMATE
-----									
TRAFFIC MARKINGS, LINES, THERMOPLASTIC / LF									

MMR081M	2022Q2	22447	STATEWIDE	STATE	10,000	\$1.25	\$1.50	\$1.00	\$1.00
---------	--------	-------	-----------	-------	--------	--------	--------	--------	--------

-----  
 MICROMILLING / SY

MMR087M	2022Q1	22449	STATEWIDE	N/A	2,500	\$5.00	\$0.01	\$7.50	\$5.00
---------	--------	-------	-----------	-----	-------	--------	--------	--------	--------

-----  
 PREPARATION OF ROADBED / SY

MMR089M	2022Q1	22449	STATEWIDE	N/A	5,000	\$2.00	\$2.75	\$3.50	\$1.75
---------	--------	-------	-----------	-----	-------	--------	--------	--------	--------

-----  
 CONCRETE WASHOUT SYSTEM / U

MMR091M	2022Q1	22449	STATEWIDE	N/A	2	\$2,500	\$2,500	\$2,500	\$2,500
		22449	STATEWIDE	N/A	10	\$1,500	\$1,500	\$1,500	\$1,500

WEIGHTED AVERAGE ITEM PRICE REPORT  
BY REGION, ITEM, AND QUARTER

REGION	ITEM	CALENDAR QUARTER	NUMBER OF OCCUR'S	TOTAL QUANTITY	TOTAL DOLLARS	AVERAGE AWARDED PRICE	AVERAGE OF LOW 3 BIDDERS
C	DISPUTE RESOLUTION BOARD, REG MEETING, F / DOLL						
	107010M	2022Q2	1	1.00	\$76,800	\$76,800.00	\$76,800.00
			1	1.00	\$76,800	\$76,800.00	\$76,800.00
	DISPUTE RESOLUTION BOARD, REG MEETING, H / DOLL						
	107011M	2022Q2	1	1.00	\$19,200	\$19,200.00	\$19,200.00
			1	1.00	\$19,200	\$19,200.00	\$19,200.00
	DISPUTE RESOLUTION BOARD, CONFERENCE, F / DOLL						
	107012M	2022Q2	1	1.00	\$45,440	\$45,440.00	\$45,440.00
			1	1.00	\$45,440	\$45,440.00	\$45,440.00
	DISPUTE RESOLUTION BOARD, CONFERENCE, H / DOLL						
	107013M	2022Q2	1	1.00	\$11,360	\$11,360.00	\$11,360.00
			1	1.00	\$11,360	\$11,360.00	\$11,360.00
	FORCE ACCOUNT / DOLL						
	109006M	2022Q1	3	190,825.00	\$190,825	\$1.00	\$1.00
		2022Q2	1	220,000.00	\$220,000	\$1.00	\$1.00
		2022Q4	2	1,125,000.00	\$1,125,000	\$1.00	\$1.00
			6	1,535,825.00	\$1,535,825	\$1.00	\$1.00
	PERFORMANCE BOND AND PAYMENT BOND / DOLL						
	151006M	2022Q1	5	5.00	\$130,725	\$26,145.00	\$28,173.33
		2022Q2	13	13.00	\$866,764	\$66,674.12	\$110,526
		2022Q3	5	5.00	\$83,000	\$16,600.00	\$25,194.22
		2022Q4	3	3.00	\$65,000	\$21,666.67	\$31,055.89
			26	26.00	\$1,145,489	\$44,057.25	\$69,109.27

WEIGHTED AVERAGE ITEM PRICE REPORT  
BY REGION, ITEM, AND QUARTER

REGION	ITEM	CALENDAR QUARTER	NUMBER OF OCCUR'S	TOTAL QUANTITY	TOTAL DOLLARS	AVERAGE AWARDED PRICE	AVERAGE OF LOW 3 BIDDERS
C	RAILROAD PROTECTIVE LIABILITY INSURANCE / DOLL						
	152012P	2022Q1	2	2.00	\$5,036	\$2,518.00	\$2,089.33
		2022Q2	2	2.00	\$3,400	\$1,700.00	\$2,962.33
			4	4.00	\$8,436	\$2,109.00	\$2,525.83
	POLLUTION LIABILITY INSURANCE / DOLL						
	152015P	2022Q1	3	3.00	\$37,658	\$12,552.50	\$6,684.50
		2022Q2	13	13.00	\$107,629	\$8,279.15	\$11,214.12
		2022Q3	5	5.00	\$40,002	\$8,000.40	\$10,070.11
		2022Q4	3	3.00	\$30,000	\$10,000.00	\$3,334.00
			24	24.00	\$215,289	\$8,970.35	\$9,424.56
	PROGRESS SCHEDULE / LS						
	153003P	2022Q1	1	1.00	\$35,000	\$35,000.00	\$35,000.00
		2022Q2	11	11.00	\$166,625	\$15,147.73	\$18,271.46
		2022Q3	4	4.00	\$84,400	\$21,100.00	\$10,823.33
		2022Q4	1	1.00	\$38,000	\$38,000.00	\$38,000.00
			17	17.00	\$324,025	\$19,060.29	\$18,663.50
	PROGRESS SCHEDULE UPDATE / U						
	153005M	2022Q1	1	3.00	\$24,000	\$8,000.00	\$8,000.00
		2022Q2	11	148.00	\$129,470	\$874.80	\$667.48
		2022Q3	4	19.00	\$66,400	\$3,494.74	\$1,737.34
		2022Q4	1	3.00	\$24,000	\$8,000.00	\$8,000.00
			17	173.00	\$243,870	\$1,409.65	\$1,039.28
	BAR CHART PROGRESS SCHEDULE AND UPDATES / LS						
	153009P	2022Q1	2	2.00	\$5,000	\$2,500.00	\$3,600.00
		2022Q3	1	1.00	\$25,000	\$25,000.00	\$10,666.67
			3	3.00	\$30,000	\$10,000.00	\$5,955.56

WEIGHTED AVERAGE ITEM PRICE REPORT  
 BY REGION, ITEM, AND QUARTER

REGION	ITEM	CALENDAR QUARTER	NUMBER OF OCCUR'S	TOTAL QUANTITY	TOTAL DOLLARS	AVERAGE AWARDED PRICE	AVERAGE OF LOW 3 BIDDERS
C	TRAINEES / HOUR						
	153011M	2022Q2	8	46,790.00	\$4,489	\$0.10	\$0.32
		2022Q3	2	3,700.00	\$264,030	\$71.36	\$24.45
		2022Q4	1	300.00	\$45,000	\$150.00	\$150.00
			11	50,790.00	\$313,519	\$6.17	\$2.96
	MOBILIZATION / LS						
	154003P	2022Q1	5	5.00	\$1,589,428	\$317,886	\$643,791
		2022Q2	11	11.00	\$18,982,781	\$1,725,707	\$2,023,301
		2022Q3	5	5.00	\$1,770,025	\$354,005	\$633,359
		2022Q4	1	1.00	\$246,000	\$246,000	\$246,000
			22	22.00	\$22,588,234	\$1,026,738	\$1,313,094
	FIELD OFFICE TYPE A SET UP / U						
	155003M	2022Q3	1	1.00	\$15,000	\$15,000.00	\$35,000.00
			1	1.00	\$15,000	\$15,000.00	\$35,000.00
	FIELD OFFICE TYPE B SET UP / U						
	155006M	2022Q1	2	2.00	\$25,100	\$12,550.00	\$21,100.00
			2	2.00	\$25,100	\$12,550.00	\$21,100.00
	FIELD OFFICE TYPE C SET UP / U						
	155009M	2022Q3	1	1.00	\$45,000	\$45,000.00	\$45,000.00
			1	1.00	\$45,000	\$45,000.00	\$45,000.00
	FIELD OFFICE TYPE D SET UP / U						
	155012M	2022Q1	1	1.00	\$45,000	\$45,000.00	\$45,000.00

(item continued)

WEIGHTED AVERAGE ITEM PRICE REPORT  
BY REGION, ITEM, AND QUARTER

REGION	ITEM	CALENDAR QUARTER	NUMBER OF OCCUR'S	TOTAL QUANTITY	TOTAL DOLLARS	AVERAGE AWARDED PRICE	AVERAGE OF LOW 3 BIDDERS
C	FIELD OFFICE TYPE D SET UP / U						
	155012M	2022Q2	2	2.00	\$75,000	\$37,500.00	\$37,500.00
			3	3.00	\$120,000	\$40,000.00	\$40,000.00
	FIELD OFFICE TYPE E SET UP / U						
	155015M	2022Q2	6	6.00	\$163,600	\$27,266.67	\$34,880.00
		2022Q3	3	3.00	\$112,000	\$37,333.33	\$30,731.11
		2022Q4	1	1.00	\$45,000	\$45,000.00	\$45,000.00
			10	10.00	\$320,600	\$32,060.00	\$34,647.33
	FIELD OFFICE TYPE F SET UP / U						
	155018M	2022Q2	3	3.00	\$321,500	\$107,167	\$183,068
			3	3.00	\$321,500	\$107,167	\$183,068
	FIELD OFFICE TYPE A MAINTENANCE / MO						
	155021M	2022Q3	1	4.00	\$10,000	\$2,500.00	\$2,766.67
			1	4.00	\$10,000	\$2,500.00	\$2,766.67
	FIELD OFFICE TYPE B MAINTENANCE / MO						
	155024M	2022Q1	2	27.00	\$38,700	\$1,433.33	\$3,140.74
			2	27.00	\$38,700	\$1,433.33	\$3,140.74
	FIELD OFFICE TYPE C MAINTENANCE / MO						
	155027M	2022Q3	1	10.00	\$65,000	\$6,500.00	\$6,500.00
			1	10.00	\$65,000	\$6,500.00	\$6,500.00

WEIGHTED AVERAGE ITEM PRICE REPORT  
BY REGION, ITEM, AND QUARTER

REGION	ITEM	CALENDAR QUARTER	NUMBER OF OCCUR'S	TOTAL QUANTITY	TOTAL DOLLARS	AVERAGE AWARDED PRICE	AVERAGE OF LOW 3 BIDDERS
C	FIELD OFFICE TYPE D MAINTENANCE / MO						
	155030M	2022Q1	1	8.00	\$48,000	\$6,000.00	\$6,000.00
		2022Q2	2	34.00	\$161,500	\$4,750.00	\$4,250.00
			3	42.00	\$209,500	\$4,988.10	\$4,583.33
	FIELD OFFICE TYPE E MAINTENANCE / MO						
	155033M	2022Q2	6	106.00	\$438,800	\$4,139.62	\$4,148.44
		2022Q3	3	34.00	\$156,000	\$4,588.24	\$3,876.63
		2022Q4	1	11.00	\$88,000	\$8,000.00	\$8,000.00
			10	151.00	\$682,800	\$4,521.85	\$4,367.82
	FIELD OFFICE TYPE F MAINTENANCE / MO						
	155036M	2022Q2	3	146.00	\$452,300	\$3,097.95	\$3,169.63
			3	146.00	\$452,300	\$3,097.95	\$3,169.63
	MATERIALS FIELD LABORATORY SET-UP / U						
	156003M	2022Q2	3	3.00	\$57,500	\$19,166.67	\$23,888.89
			3	3.00	\$57,500	\$19,166.67	\$23,888.89
	MATERIALS FIELD LABORATORY MAINTENANCE / MO						
	156006M	2022Q2	3	114.00	\$205,500	\$1,802.63	\$1,995.61
			3	114.00	\$205,500	\$1,802.63	\$1,995.61
	CURING FACILITY SET-UP / U						
	156009M	2022Q2	2	2.00	\$10,000	\$5,000.00	\$3,916.67
			2	2.00	\$10,000	\$5,000.00	\$3,916.67

WEIGHTED AVERAGE ITEM PRICE REPORT  
BY REGION, ITEM, AND QUARTER

REGION	ITEM	CALENDAR QUARTER	NUMBER OF OCCUR'S	TOTAL QUANTITY	TOTAL DOLLARS	AVERAGE AWARDED PRICE	AVERAGE OF LOW 3 BIDDERS
C	CURING FACILITY MAINTENANCE / MO						
	156012M	2022Q2	2	91.00	\$23,300	\$256.04	\$321.98
			2	91.00	\$23,300	\$256.04	\$321.98
-----							
	NUCLEAR DENSITY GAUGE / U						
	156015M	2022Q2	2	2.00	\$25,000	\$12,500.00	\$12,083.33
			2	2.00	\$25,000	\$12,500.00	\$12,083.33
-----							
	CONCRETE COMPRESSION TESTING EQUIPMENT / U						
	156021M	2022Q2	1	1.00	\$10,000	\$10,000.00	\$7,500.00
			1	1.00	\$10,000	\$10,000.00	\$7,500.00
-----							
	CONSTRUCTION LAYOUT / DOLL						
	157004M	2022Q1	4	4.00	\$60,001	\$15,000.25	\$8,222.75
		2022Q2	11	11.00	\$2,004,500	\$182,227	\$257,671
		2022Q3	5	5.00	\$88,000	\$17,600.00	\$10,900.00
		2022Q4	1	1.00	\$38,000	\$38,000.00	\$38,000.00
			21	21.00	\$2,190,501	\$104,310	\$140,942
-----							
	MONUMENT / U						
	157006M	2022Q2	1	42.00	\$33,600	\$800.00	\$606.00
			1	42.00	\$33,600	\$800.00	\$606.00
-----							
	CAUTION FENCE / LF						
	158003M	2022Q2	2	2,164.00	\$14,385	\$6.65	\$8.55
			2	2,164.00	\$14,385	\$6.65	\$8.55
-----							



WEIGHTED AVERAGE ITEM PRICE REPORT  
BY REGION, ITEM, AND QUARTER

REGION	ITEM	CALENDAR QUARTER	NUMBER OF OCCUR'S	TOTAL QUANTITY	TOTAL DOLLARS	AVERAGE AWARDED PRICE	AVERAGE OF LOW 3 BIDDERS
C	SILT FENCE / LF						
	158006M	2022Q1	1	500.00	\$5	\$0.01	\$0.34
		2022Q2	1	830.00	\$2,490	\$3.00	\$8.33
		2022Q3	2	700.00	\$19,375	\$27.68	\$138.84
		2022Q4	1	1,000.00	\$41,430	\$41.43	\$41.43
			5	3,030.00	\$63,300	\$20.89	\$48.09
	HEAVY DUTY SILT FENCE, ORANGE / LF						
	158009M	2022Q1	1	1,415.00	\$58,482	\$41.33	\$41.33
		2022Q2	5	75,438.00	\$418,088	\$5.54	\$10.07
		2022Q3	2	2,000.00	\$49,610	\$24.81	\$18.60
			8	78,853.00	\$526,180	\$6.67	\$10.85
	HEAVY DUTY SILT FENCE, BLACK / LF						
	158012M	2022Q2	6	46,521.00	\$217,346	\$4.67	\$7.83
			6	46,521.00	\$217,346	\$4.67	\$7.83
	HAYBALE / U						
	158015M	2022Q2	3	133.00	\$950	\$7.14	\$22.29
		2022Q3	1	25.00	\$4,500	\$180.00	\$180.00
			4	158.00	\$5,450	\$34.49	\$47.25
	INLET FILTER TYPE 2, 2' X 4' / U						
	158030M	2022Q1	2	465.00	\$465	\$1.00	\$44.25
		2022Q2	10	2,122.00	\$291,364	\$137.31	\$107.69
		2022Q3	3	289.00	\$53,317	\$184.49	\$193.70
			15	2,876.00	\$345,146	\$120.01	\$106.08

WEIGHTED AVERAGE ITEM PRICE REPORT  
BY REGION, ITEM, AND QUARTER

REGION	ITEM	CALENDAR QUARTER	NUMBER OF OCCUR'S	TOTAL QUANTITY	TOTAL DOLLARS	AVERAGE AWARDED PRICE	AVERAGE OF LOW 3 BIDDERS
C	INLET FILTER TYPE 2, 4' X 4' / U						
	158033M	2022Q1	2	47.00	\$47	\$1.00	\$61.04
		2022Q2	7	201.00	\$33,615	\$167.24	\$141.36
		2022Q3	3	24.00	\$10,595	\$441.46	\$225.25
			12	272.00	\$44,257	\$162.71	\$134.88
	-----						
	FLOATING TURBIDITY BARRIER, TYPE 3 / LF						
	158048M	2022Q2	2	1,196.00	\$43,340	\$36.24	\$33.96
			2	1,196.00	\$43,340	\$36.24	\$33.96
	-----						
	SEDIMENT CONTROL BAG / SF						
	158054M	2022Q2	2	1,950.00	\$1,505	\$0.77	\$3.80
			2	1,950.00	\$1,505	\$0.77	\$3.80
	-----						
	CONSTRUCTION DRIVEWAY / T						
	158060M	2022Q2	3	508.00	\$30,430	\$59.90	\$63.58
			3	508.00	\$30,430	\$59.90	\$63.58
	-----						
	CONCRETE WASHOUT SYSTEM / LS						
	158063P	2022Q1	3	3.00	\$6,500	\$2,166.67	\$5,293.06
		2022Q2	10	10.00	\$52,250	\$5,225.00	\$5,884.74
		2022Q3	1	1.00	\$0	\$0.02	\$1,333.34
			14	14.00	\$58,750	\$4,196.43	\$5,432.85
	-----						
	BIORETENTION SYSTEM / SY						
	158068P	2022Q2	1	1,348.00	\$134,800	\$100.00	\$153.33
			1	1,348.00	\$134,800	\$100.00	\$153.33
	-----						

WEIGHTED AVERAGE ITEM PRICE REPORT  
BY REGION, ITEM, AND QUARTER

REGION	ITEM	CALENDAR QUARTER	NUMBER OF OCCUR'S	TOTAL QUANTITY	TOTAL DOLLARS	AVERAGE AWARDED PRICE	AVERAGE OF LOW 3 BIDDERS
C	OIL ONLY EMERGENCY SPILL KIT, TYPE 1 / U						
	158072M	2022Q1	4	10.00	\$8,002	\$800.20	\$539.07
		2022Q2	12	21.00	\$16,593	\$790.12	\$943.22
		2022Q3	4	6.00	\$19,000	\$3,166.67	\$1,680.56
		2022Q4	1	1.00	\$2,500	\$2,500.00	\$2,500.00
			21	38.00	\$46,095	\$1,213.02	\$994.25
-----							
	EROSION CONTROL SEDIMENT REMOVAL / CY						
	158084M	2022Q2	9	1,717.00	\$3,073	\$1.79	\$10.64
			9	1,717.00	\$3,073	\$1.79	\$10.64
-----							
	TEMPORARY RIPRAP / CY						
	158087M	2022Q2	1	5.00	\$360	\$72.00	\$174.00
			1	5.00	\$360	\$72.00	\$174.00
-----							
	BASIN SAND LAYER / CY						
	158095M	2022Q2	1	363.00	\$21,780	\$60.00	\$88.33
			1	363.00	\$21,780	\$60.00	\$88.33
-----							
	BREAKAWAY BARRICADE / U						
	159003M	2022Q1	6	925.00	\$4,551	\$4.92	\$1.92
		2022Q2	11	1,259.00	\$31,068	\$24.68	\$59.41
		2022Q3	4	608.00	\$404	\$0.66	\$115.94
		2022Q4	1	130.00	\$130	\$1.00	\$1.00
			22	2,922.00	\$36,152	\$12.37	\$50.37
-----							
	DRUM / U						
	159006M	2022Q1	6	455.00	\$12,001	\$26.38	\$42.35

(item continued)

WEIGHTED AVERAGE ITEM PRICE REPORT  
BY REGION, ITEM, AND QUARTER

REGION	ITEM	CALENDAR QUARTER	NUMBER OF OCCUR'S	TOTAL QUANTITY	TOTAL DOLLARS	AVERAGE AWARDED PRICE	AVERAGE OF LOW 3 BIDDERS
C	DRUM / U						
	159006M	2022Q2	11	3,586.00	\$38,586	\$10.76	\$33.35
		2022Q3	4	806.00	\$358	\$0.44	\$42.15
		2022Q4	1	300.00	\$300	\$1.00	\$1.00
			22	5,147.00	\$51,244	\$9.96	\$33.64
	TRAFFIC CONE / U						
	159009M	2022Q1	6	4,150.00	\$17,753	\$4.28	\$15.85
		2022Q2	10	4,220.00	\$25,592	\$6.06	\$12.37
		2022Q3	4	2,006.00	\$31,264	\$15.59	\$21.00
		2022Q4	1	800.00	\$20,000	\$25.00	\$25.00
			21	11,176.00	\$94,608	\$8.47	\$16.11
	CONSTRUCTION SIGNS / SF						
	159012M	2022Q1	6	18,160.00	\$165,469	\$9.11	\$3.85
		2022Q2	11	25,137.00	\$265,933	\$10.58	\$18.84
		2022Q3	4	6,302.00	\$94,541	\$15.00	\$16.57
		2022Q4	1	1,995.00	\$43,092	\$21.60	\$21.60
			22	51,594.00	\$569,034	\$11.03	\$13.39
	CONSTRUCTION IDENTIFICATION SIGN, 4' X 8 / U						
	159015M	2022Q1	1	2.00	\$4,000	\$2,000.00	\$2,000.00
		2022Q2	11	26.00	\$33,440	\$1,286.15	\$1,162.31
		2022Q3	2	4.00	\$5,000	\$1,250.00	\$5,625.00
		2022Q4	1	2.00	\$3,000	\$1,500.00	\$1,500.00
			15	34.00	\$45,440	\$1,336.47	\$1,756.47
	CONSTRUCTION IDENTIFICATION SIGN, 6' X 1 / U						
	159018M	2022Q3	3	5.00	\$13,000	\$2,600.00	\$2,148.44
			3	5.00	\$13,000	\$2,600.00	\$2,148.44

WEIGHTED AVERAGE ITEM PRICE REPORT  
BY REGION, ITEM, AND QUARTER

REGION	ITEM	CALENDAR QUARTER	NUMBER OF OCCUR'S	TOTAL QUANTITY	TOTAL DOLLARS	AVERAGE AWARDED PRICE	AVERAGE OF LOW 3 BIDDERS
C	CONSTRUCTION BARRIER CURB / LF						
	159021P	2022Q2	7	35,836.00	\$2,281,300	\$63.66	\$51.02
			7	35,836.00	\$2,281,300	\$63.66	\$51.02
-----							
	FLASHING ARROW BOARD, 4' X 8' / U						
	159027M	2022Q1	5	28.00	\$5,616	\$200.57	\$111.68
		2022Q2	11	44.00	\$81,766	\$1,858.32	\$1,699.43
		2022Q3	4	14.00	\$13,000	\$928.58	\$426.44
		2022Q4	1	4.00	\$8,000	\$2,000.00	\$2,000.00
			21	90.00	\$108,382	\$1,204.25	\$1,020.80
-----							
	PORTABLE VARIABLE MESSAGE SIGN W/REMOTE / U						
	159029M	2022Q2	2	8.00	\$121,000	\$15,125.00	\$13,875.00
			2	8.00	\$121,000	\$15,125.00	\$13,875.00
-----							
	PORTABLE VARIABLE MESSAGE SIGN / U						
	159030M	2022Q1	3	20.00	\$80,000	\$4,000.00	\$1,400.00
		2022Q2	9	36.00	\$245,408	\$6,816.89	\$6,183.57
		2022Q3	3	12.00	\$164,000	\$13,666.67	\$5,389.22
		2022Q4	1	6.00	\$108,000	\$18,000.00	\$18,000.00
			16	74.00	\$597,408	\$8,073.08	\$5,719.99
-----							
	PORTABLE TRAILER MOUNTED CCTV CAMERA ASS / U						
	159032M	2022Q2	1	4.00	\$80,000	\$20,000.00	\$25,000.00
			1	4.00	\$80,000	\$20,000.00	\$25,000.00
-----							
	TEMPORARY CRASH CUSHION, INERTIAL BARRIE / U						
	159051M	2022Q2	3	34.00	\$5,000	\$147.07	\$3,784.58
			3	34.00	\$5,000	\$147.07	\$3,784.58
-----							

WEIGHTED AVERAGE ITEM PRICE REPORT  
BY REGION, ITEM, AND QUARTER

REGION	ITEM	CALENDAR QUARTER	NUMBER OF OCCUR'S	TOTAL QUANTITY	TOTAL DOLLARS	AVERAGE AWARDED PRICE	AVERAGE OF LOW 3 BIDDERS
C	TRAFFIC CONTROL TRUCK WITH MOUNTED CRASH / U						
	159108M	2022Q1	5	25.00	\$193,000	\$7,720.00	\$2,891.18
		2022Q2	11	36.00	\$994,000	\$27,611.11	\$19,563.43
		2022Q3	4	12.00	\$52,000	\$4,333.34	\$1,478.03
		2022Q4	1	2.00	\$15,000	\$7,500.00	\$7,500.00
			21	75.00	\$1,254,000	\$16,720.00	\$10,790.66
	REMOVABLE BLACK LINE MASKING TAPE, 6" / LF						
	159114M	2022Q2	1	10,000.00	\$26,000	\$2.60	\$1.65
			1	10,000.00	\$26,000	\$2.60	\$1.65
	TEMPORARY PAVEMENT MARKING TAPE, 4" / LF						
	159120M	2022Q2	1	10,000.00	\$19,000	\$1.90	\$1.30
			1	10,000.00	\$19,000	\$1.90	\$1.30
	TEMPORARY TRAFFIC STRIPES, 4" / LF						
	159126M	2022Q2	1	107,102.00	\$27,847	\$0.26	\$0.35
		2022Q4	1	294,300.00	\$94,176	\$0.32	\$0.32
			2	401,402.00	\$122,023	\$0.30	\$0.33
	TEMPORARY PAVEMENT MARKERS / U						
	159135M	2022Q2	1	60.00	\$3,000	\$50.00	\$26.67
			1	60.00	\$3,000	\$50.00	\$26.67
	HMA PATCH / T						
	159138M	2022Q1	3	276.00	\$51,052	\$184.97	\$121.00
		2022Q2	9	778.00	\$82,905	\$106.56	\$160.81

(item continued)

WEIGHTED AVERAGE ITEM PRICE REPORT  
BY REGION, ITEM, AND QUARTER

REGION	ITEM	CALENDAR QUARTER	NUMBER OF OCCUR'S	TOTAL QUANTITY	TOTAL DOLLARS	AVERAGE AWARDED PRICE	AVERAGE OF LOW 3 BIDDERS
C	HMA PATCH / T						
	159138M	2022Q3	4	116.00	\$56,011	\$482.85	\$247.06
		2022Q4	1	15.00	\$15,000	\$1,000.00	\$1,000.00
			17	1,185.00	\$204,968	\$172.97	\$170.60
-----							
	TRAFFIC DIRECTOR, FLAGGER / HOUR						
	159141M	2022Q1	4	4,927.00	\$75,647	\$15.35	\$5.48
		2022Q2	8	5,480.00	\$596,750	\$108.90	\$76.61
		2022Q3	2	600.00	\$93,500	\$155.83	\$52.61
		2022Q4	1	240.00	\$36,000	\$150.00	\$150.00
			15	11,247.00	\$801,897	\$71.30	\$45.74
-----							
	EMERGENCY TOWING SERVICE / U						
	159144M	2022Q1	2	2.00	\$200	\$100.00	\$208.67
		2022Q2	5	39.00	\$5,135	\$131.67	\$157.74
		2022Q3	1	5.00	\$0	\$0.02	\$117.01
			8	46.00	\$5,335	\$115.98	\$155.53
-----							
	PEDESTRIAN BUSHING DURING CONSTRUCTION / HOUR						
	159185M	2022Q2	1	635.00	\$6	\$0.01	\$56.67
			1	635.00	\$6	\$0.01	\$56.67
-----							
	SNOW REMOVAL / LS						
	159190M	2022Q2	1	1.00	\$500	\$500.00	\$4,166.67
			1	1.00	\$500	\$500.00	\$4,166.67
-----							
	TEMP CRASH CUSH, COMP BAR, TYPE 2, NARR / U						
	159200M	2022Q2	1	20.00	\$250,000	\$12,500.00	\$7,000.33
			1	20.00	\$250,000	\$12,500.00	\$7,000.33
-----							

WEIGHTED AVERAGE ITEM PRICE REPORT  
BY REGION, ITEM, AND QUARTER

REGION	ITEM	CALENDAR QUARTER	NUMBER OF OCCUR'S	TOTAL QUANTITY	TOTAL DOLLARS	AVERAGE AWARDED PRICE	AVERAGE OF LOW 3 BIDDERS
C	TEMP CRASH CUSH, COMP, TYPE 3, NARROW / U						
	159212M	2022Q2	5	14.00	\$95,857	\$6,846.92	\$17,767.66
			5	14.00	\$95,857	\$6,846.92	\$17,767.66
-----							
	TRAFFIC STRIPES, LATEX, 4" / LF						
	159300M	2022Q1	4	1,167,429.00	\$310,750	\$0.27	\$0.43
		2022Q2	10	1,746,712.00	\$350,489	\$0.20	\$0.24
		2022Q3	4	1,063,853.00	\$263,057	\$0.25	\$0.24
			18	3,977,994.00	\$924,295	\$0.23	\$0.30
-----							
	TRAFFIC STRIPES, LATEX, 6" / LF						
	159301M	2022Q1	1	37,500.00	\$8,625	\$0.23	\$0.17
		2022Q2	1	600.00	\$1,140	\$1.90	\$1.97
		2022Q3	1	216,138.00	\$4,323	\$0.02	\$0.19
			3	254,238.00	\$14,088	\$0.06	\$0.19
-----							
	TRAFFIC STRIPES, LATEX, 8" / LF						
	159302M	2022Q1	4	91,569.00	\$10,587	\$0.12	\$0.18
		2022Q2	3	26,100.00	\$5,605	\$0.21	\$0.27
		2022Q3	2	17,915.00	\$5,978	\$0.33	\$0.33
			9	135,584.00	\$22,171	\$0.16	\$0.22
-----							
	TRAFFIC MARKINGS LINES, LATEX, 4" / LF						
	159310M	2022Q1	1	500.00	\$525	\$1.05	\$0.52
			1	500.00	\$525	\$1.05	\$0.52
-----							
	TRAFFIC MARKINGS LINES, LATEX, 6" / LF						
	159311M	2022Q2	1	15,000.00	\$3,150	\$0.21	\$0.25
			1	15,000.00	\$3,150	\$0.21	\$0.25
-----							



WEIGHTED AVERAGE ITEM PRICE REPORT  
BY REGION, ITEM, AND QUARTER

REGION	ITEM	CALENDAR QUARTER	NUMBER OF OCCUR'S	TOTAL QUANTITY	TOTAL DOLLARS	AVERAGE AWARDED PRICE	AVERAGE OF LOW 3 BIDDERS
C	TRAFFIC MARKINGS LINES, LATEX, 8" / LF						
	159312M	2022Q1	4	22,940.00	\$1,840	\$0.08	\$0.20
		2022Q2	6	62,704.00	\$15,356	\$0.24	\$0.18
		2022Q3	4	32,789.00	\$5,648	\$0.17	\$4.04
		2022Q4	1	6,600.00	\$858	\$0.13	\$0.13
			15	125,033.00	\$23,702	\$0.19	\$1.19
	TRAFFIC MARKINGS LINES, LATEX, 12" / LF						
	159313M	2022Q2	3	1,735.00	\$813	\$0.47	\$0.18
		2022Q3	1	148.00	\$151	\$1.02	\$0.64
		2022Q4	1	1,500.00	\$225	\$0.15	\$0.15
			5	3,383.00	\$1,188	\$0.35	\$0.19
	TRAFFIC MARKINGS LINES, LATEX, 24" / LF						
	159314M	2022Q1	4	36,181.00	\$21,614	\$0.60	\$0.97
		2022Q2	7	37,132.00	\$33,192	\$0.89	\$0.83
		2022Q3	4	34,676.00	\$15,579	\$0.45	\$0.72
		2022Q4	1	1,800.00	\$4,320	\$2.40	\$2.40
			16	109,789.00	\$74,705	\$0.68	\$0.87
	TRAFFIC MARKINGS SYMBOLS, LATEX / SF						
	159320M	2022Q1	4	15,718.00	\$12,675	\$0.81	\$1.98
		2022Q2	5	33,228.00	\$32,934	\$0.99	\$0.93
		2022Q3	4	25,281.00	\$13,743	\$0.54	\$1.22
		2022Q4	1	2,208.00	\$2,650	\$1.20	\$1.20
			14	76,435.00	\$62,001	\$0.81	\$1.25
	FUEL PRICE ADJUSTMENT / DOLL						
	160004M	2022Q1	2	137,400.00	\$137,400	\$1.00	\$1.00

(item continued)

WEIGHTED AVERAGE ITEM PRICE REPORT  
BY REGION, ITEM, AND QUARTER

REGION	ITEM	CALENDAR QUARTER	NUMBER OF OCCUR'S	TOTAL QUANTITY	TOTAL DOLLARS	AVERAGE AWARDED PRICE	AVERAGE OF LOW 3 BIDDERS
C	FUEL PRICE ADJUSTMENT / DOLL						
	160004M	2022Q2	12	1,011.00	\$502,800	\$497.33	\$18,505.76
		2022Q3	4	4.00	\$17,000	\$4,250.00	\$8,816.67
		2022Q4	1	1.00	\$600	\$600.00	\$600.00
			19	138,416.00	\$657,800	\$4.75	\$136.42
	ASPHALT PRICE ADJUSTMENT / DOLL						
	160007M	2022Q1	3	264,701.00	\$264,800	\$1.00	\$1.00
		2022Q2	11	11.00	\$981,300	\$89,209.09	\$97,961.55
		2022Q3	4	4.00	\$59,700	\$14,925.00	\$32,241.67
		2022Q4	1	1.00	\$200	\$200.00	\$200.00
			19	264,717.00	\$1,306,000	\$4.93	\$5.56
	FINAL CLEANUP / LS						
	161003P	2022Q1	3	3.00	\$112,500	\$37,500.00	\$17,583.67
		2022Q2	11	11.00	\$734,500	\$66,772.73	\$31,768.33
		2022Q3	5	5.00	\$106,100	\$21,220.00	\$51,443.99
		2022Q4	1	1.00	\$38,000	\$38,000.00	\$38,000.00
			20	20.00	\$991,100	\$49,555.00	\$34,871.13
	VIBRATION MONITORING / LS						
	162006P	2022Q2	3	3.00	\$243,500	\$81,166.67	\$69,055.56
			3	3.00	\$243,500	\$81,166.67	\$69,055.56
	CLEARING SITE / LS						
	201003P	2022Q1	3	3.00	\$50,000	\$16,666.67	\$8,888.89
		2022Q2	11	11.00	\$2,947,760	\$267,978	\$269,110
		2022Q3	5	5.00	\$305,000	\$61,000.00	\$26,361.11
		2022Q4	1	1.00	\$40,000	\$40,000.00	\$40,000.00
			20	20.00	\$3,342,760	\$167,138	\$157,934

WEIGHTED AVERAGE ITEM PRICE REPORT  
BY REGION, ITEM, AND QUARTER

REGION	ITEM	CALENDAR QUARTER	NUMBER OF OCCUR'S	TOTAL QUANTITY	TOTAL DOLLARS	AVERAGE AWARDED PRICE	AVERAGE OF LOW 3 BIDDERS
C	CLEARING SITE, BRIDGE ( ) / LS						
	201006P	2022Q2	3	3.00	\$373,000	\$124,333	\$127,556
			3	3.00	\$373,000	\$124,333	\$127,556
	CLEARING SITE, STRUCTURE ( ) / LS						
	201009P	2022Q2	1	1.00	\$726,000	\$726,000	\$726,000
			1	1.00	\$726,000	\$726,000	\$726,000
	DEMOLITION ( ), PARCEL ( ) / U						
	201033M	2022Q2	1	1.00	\$65,000	\$65,000.00	\$73,333.33
			1	1.00	\$65,000	\$65,000.00	\$73,333.33
	TEMPORARY SHIELDING / LS						
	201039P	2022Q2	2	2.00	\$650,000	\$325,000	\$375,000
			2	2.00	\$650,000	\$325,000	\$375,000
	REMOVAL/DISPOSAL OF ASBESTOS ROOFING / SF						
	201071P	2022Q2	2	200.00	\$5,000	\$25.00	\$44.33
			2	200.00	\$5,000	\$25.00	\$44.33
	STRIPPING / ACRE						
	202003P	2022Q2	3	16.00	\$103,500	\$6,468.75	\$14,697.92
			3	16.00	\$103,500	\$6,468.75	\$14,697.92
	EXCAVATION, TEST PIT / CY						
	202006M	2022Q1	1	65.00	\$3,250	\$50.00	\$75.00

(item continued)

WEIGHTED AVERAGE ITEM PRICE REPORT  
BY REGION, ITEM, AND QUARTER

REGION	ITEM	CALENDAR QUARTER	NUMBER OF OCCUR'S	TOTAL QUANTITY	TOTAL DOLLARS	AVERAGE AWARDED PRICE	AVERAGE OF LOW 3 BIDDERS
C	EXCAVATION, TEST PIT / CY						
	202006M	2022Q2	9	1,071.00	\$185,150	\$172.88	\$235.79
			10	1,136.00	\$188,400	\$165.85	\$226.59
	EXCAVATION, UNCLASSIFIED / CY						
	202009P	2022Q1	3	1,200.00	\$6,000	\$5.00	\$3.26
		2022Q2	11	76,706.00	\$2,726,480	\$35.54	\$55.52
			14	77,906.00	\$2,732,480	\$35.07	\$54.72
	ROCK DOWEL PULL TEST / U						
	202014M	2022Q2	1	2.00	\$1,590	\$795.00	\$2,598.33
			1	2.00	\$1,590	\$795.00	\$2,598.33
	EXCAVATION, ACID PRODUCING SOIL / CY						
	202018P	2022Q2	1	6,734.00	\$202,020	\$30.00	\$40.00
			1	6,734.00	\$202,020	\$30.00	\$40.00
	REMOVAL AND DISPOSAL OF TRANSITE PIPE / LF						
	202019M	2022Q2	1	4,000.00	\$102,000	\$25.50	\$29.17
			1	4,000.00	\$102,000	\$25.50	\$29.17
	REMOVAL OF PAVEMENT / SY						
	202021P	2022Q2	6	95,628.00	\$1,323,327	\$13.84	\$22.76
			6	95,628.00	\$1,323,327	\$13.84	\$22.76
	DISPOSAL OF ACID PRODUCING SOIL / T						
	202039M	2022Q2	1	11,820.00	\$165,480	\$14.00	\$18.00
			1	11,820.00	\$165,480	\$14.00	\$18.00

WEIGHTED AVERAGE ITEM PRICE REPORT  
BY REGION, ITEM, AND QUARTER

REGION	ITEM	CALENDAR QUARTER	NUMBER OF OCCUR'S	TOTAL QUANTITY	TOTAL DOLLARS	AVERAGE AWARDED PRICE	AVERAGE OF LOW 3 BIDDERS
C	EXCAVATION, ROCK SCALING / SY						
	202047M	2022Q2	1	3,323.00	\$69,783	\$21.00	\$77.00
			1	3,323.00	\$69,783	\$21.00	\$77.00
	SUBSOIL SCARIFICATION / SY						
	202050M	2022Q2	1	1,000.00	\$3,180	\$3.18	\$1.73
			1	1,000.00	\$3,180	\$3.18	\$1.73
	ROCK DOWEL 16 FT / U						
	202116M	2022Q2	1	15.00	\$31,500	\$2,100.00	\$5,233.33
			1	15.00	\$31,500	\$2,100.00	\$5,233.33
	I-9 SOIL AGGREGATE / CY						
	203009P	2022Q2	4	5,500.00	\$561,700	\$102.13	\$65.01
			4	5,500.00	\$561,700	\$102.13	\$65.01
	I-14 SOIL AGGREGATE / CY						
	203021P	2022Q2	4	1,828.00	\$16,823	\$9.20	\$25.16
			4	1,828.00	\$16,823	\$9.20	\$25.16
	GEOTEXTILE / SY						
	203040M	2022Q1	1	500.00	\$500	\$1.00	\$0.67
		2022Q2	1	3,931.00	\$3,538	\$0.90	\$2.97
			2	4,431.00	\$4,038	\$0.91	\$2.71
	GEOTEXTILE, ROADWAY STABILIZATION / SY						
	203041P	2022Q2	1	60,000.00	\$30,000	\$0.50	\$1.50
			1	60,000.00	\$30,000	\$0.50	\$1.50

WEIGHTED AVERAGE ITEM PRICE REPORT  
 BY REGION, ITEM, AND QUARTER

REGION	ITEM	CALENDAR QUARTER	NUMBER OF OCCUR'S	TOTAL QUANTITY	TOTAL DOLLARS	AVERAGE AWARDED PRICE	AVERAGE OF LOW 3 BIDDERS
C	GEOGRID REINFORCEMENT / SY						
	203043P	2022Q2	1	725.00	\$36,250	\$50.00	\$38.67
			1	725.00	\$36,250	\$50.00	\$38.67
	CONTROLLED LOW STRENGTH MATERIAL / CY						
	203050M	2022Q2	2	502.00	\$900	\$1.79	\$193.89
			2	502.00	\$900	\$1.79	\$193.89
	LIGHTWEIGHT SOIL AGGREGATE / CY						
	203056P	2022Q2	1	5,096.00	\$535,080	\$105.00	\$139.33
			1	5,096.00	\$535,080	\$105.00	\$139.33
	GEOSYNTHETIC CLAY LINER / SY						
	203100P	2022Q2	1	2,085.00	\$65,678	\$31.50	\$26.17
			1	2,085.00	\$65,678	\$31.50	\$26.17
	SUBBASE / CY						
	301006P	2022Q2	6	2,827.00	\$264,170	\$93.45	\$88.45
			6	2,827.00	\$264,170	\$93.45	\$88.45
	DENSE-GRADED AGGREGATE BASE COURSE, 6" T / SY						
	302036P	2022Q2	4	16,281.00	\$260,363	\$15.99	\$18.80
		2022Q3	1	5.00	\$0	\$0.02	\$23.34
			5	16,286.00	\$260,363	\$15.99	\$18.80
	DENSE-GRADED AGGREGATE BASE COURSE, 8" T / SY						
	302042P	2022Q2	3	63,980.00	\$1,147,252	\$17.93	\$23.27
			3	63,980.00	\$1,147,252	\$17.93	\$23.27

WEIGHTED AVERAGE ITEM PRICE REPORT  
BY REGION, ITEM, AND QUARTER

REGION	ITEM	CALENDAR QUARTER	NUMBER OF OCCUR'S	TOTAL QUANTITY	TOTAL DOLLARS	AVERAGE AWARDED PRICE	AVERAGE OF LOW 3 BIDDERS
C	DENSE-GRADED AGGREGATE BASE COURSE, 10" / SY						
	302045P	2022Q3	2	7.00	\$7,515	\$1,073.57	\$586.79
			2	7.00	\$7,515	\$1,073.57	\$586.79
	DENSE-GRADED AGGREGATE BASE COURSE, 12" / SY						
	302048P	2022Q2	1	37,389.00	\$757,127	\$20.25	\$30.75
			1	37,389.00	\$757,127	\$20.25	\$30.75
	DENSE-GRADED AGGREGATE BASE COURSE, VARI / CY						
	302051P	2022Q1	4	551.00	\$11,000	\$19.96	\$14.17
		2022Q2	5	7,308.00	\$196,175	\$26.84	\$46.42
		2022Q3	1	6.00	\$7,200	\$1,200.00	\$1,200.00
			10	7,865.00	\$214,375	\$27.26	\$45.04
	COARSE AGGREGATE, SIZE NO. 57 / CY						
	302060P	2022Q1	1	125.00	\$1,250	\$10.00	\$10.01
		2022Q2	1	643.00	\$64,300	\$100.00	\$133.33
			2	768.00	\$65,550	\$85.35	\$113.26
	CONCRETE BASE COURSE, 8" THICK / SY						
	304003P	2022Q2	1	235.00	\$35,250	\$150.00	\$144.00
			1	235.00	\$35,250	\$150.00	\$144.00
	HMA MILLING, 3" OR LESS / SY						
	401009P	2022Q1	3	795,755.00	\$2,354,806	\$2.96	\$3.32
		2022Q2	6	411,726.00	\$2,304,712	\$5.60	\$5.47
		2022Q3	1	26,191.00	\$78,573	\$3.00	\$3.43

(item continued)

WEIGHTED AVERAGE ITEM PRICE REPORT  
BY REGION, ITEM, AND QUARTER

REGION	ITEM	CALENDAR QUARTER	NUMBER OF OCCUR'S	TOTAL QUANTITY	TOTAL DOLLARS	AVERAGE AWARDED PRICE	AVERAGE OF LOW 3 BIDDERS
C	HMA MILLING, 3" OR LESS / SY						
	401009P	2022Q4	1	9,489.00	\$136,642	\$14.40	\$14.40
			11	1,243,161.00	\$4,874,733	\$3.92	\$4.12
	HMA MILLING, MORE THAN 3" TO 6" / SY						
	401012P	2022Q1	1	18,500.00	\$1,850	\$0.10	\$0.37
		2022Q2	1	112,604.00	\$591,171	\$5.25	\$7.67
			2	131,104.00	\$593,021	\$4.52	\$6.64
	CONCRETE MILLING / SY						
	401015P	2022Q1	3	15,000.00	\$15,000	\$1.00	\$2.58
		2022Q2	1	2,000.00	\$20,000	\$10.00	\$17.33
			4	17,000.00	\$35,000	\$2.06	\$4.32
	MICRO-MILLING / SY						
	401017P	2022Q1	1	3,814.00	\$95,350	\$25.00	\$25.00
		2022Q2	3	484,910.00	\$1,066,429	\$2.20	\$2.69
		2022Q3	3	78,944.00	\$345,955	\$4.38	\$4.45
		2022Q4	1	2,313.00	\$67,077	\$29.00	\$29.00
			8	569,981.00	\$1,574,812	\$2.76	\$3.19
	HOT MIX ASPHALT PAVEMENT REPAIR / SY						
	401021M	2022Q1	4	1,719.00	\$40,288	\$23.44	\$25.02
		2022Q2	8	24,507.00	\$835,952	\$34.11	\$41.94
		2022Q3	4	495.00	\$139,050	\$280.91	\$191.17
		2022Q4	1	150.00	\$52,500	\$350.00	\$350.00
			17	26,871.00	\$1,067,790	\$39.74	\$45.33



WEIGHTED AVERAGE ITEM PRICE REPORT  
BY REGION, ITEM, AND QUARTER

REGION	ITEM	CALENDAR QUARTER	NUMBER OF OCCUR'S	TOTAL QUANTITY	TOTAL DOLLARS	AVERAGE AWARDED PRICE	AVERAGE OF LOW 3 BIDDERS
C	SEALING OF CRACKS IN HOT MIX ASPHALT SUR / LF						
	401024M	2022Q1	2	4,250.00	\$16,023	\$3.77	\$1.51
		2022Q2	1	2,500.00	\$11,250	\$4.50	\$4.50
		2022Q3	4	20,000.00	\$60,000	\$3.00	\$2.57
			7	26,750.00	\$87,273	\$3.26	\$2.58
	POLYMERIZED JOINT ADHESIVE / LF						
	401027M	2022Q1	3	772,213.00	\$146,320	\$0.19	\$0.16
		2022Q2	9	864,092.00	\$193,401	\$0.22	\$0.58
		2022Q3	2	141,500.00	\$2,845	\$0.02	\$0.20
		2022Q4	1	4,955.00	\$9,910	\$2.00	\$2.00
			15	1,782,760.00	\$352,476	\$0.20	\$0.37
	TACK COAT / GAL						
	401030M	2022Q1	4	163,274.00	\$89,358	\$0.55	\$0.19
		2022Q2	9	217,152.00	\$186,237	\$0.86	\$2.00
		2022Q3	4	60,250.00	\$105,231	\$1.75	\$2.82
		2022Q4	1	57,300.00	\$200,550	\$3.50	\$3.50
			18	497,976.00	\$581,376	\$1.17	\$1.68
	TACK COAT 64-22 / GAL						
	401033M	2022Q2	1	169.00	\$930	\$5.50	\$11.83
			1	169.00	\$930	\$5.50	\$11.83
	PRIME COAT / GAL						
	401036M	2022Q2	5	182,376.00	\$3,202	\$0.02	\$0.43
			5	182,376.00	\$3,202	\$0.02	\$0.43

WEIGHTED AVERAGE ITEM PRICE REPORT  
BY REGION, ITEM, AND QUARTER

REGION	ITEM	CALENDAR QUARTER	NUMBER OF OCCUR'S	TOTAL QUANTITY	TOTAL DOLLARS	AVERAGE AWARDED PRICE	AVERAGE OF LOW 3 BIDDERS
C	HOT MIX ASPHALT 9.5 M 64 SURFACE COURSE / T						
	401042M	2022Q1	1	2,000.00	\$242,000	\$121.00	\$124.67
			1	2,000.00	\$242,000	\$121.00	\$124.67
	HOT MIX ASPHALT 9.5 ME SURFACE COURSE / T						
	401049M	2022Q1	1	2,000.00	\$269,000	\$134.50	\$135.50
		2022Q2	1	26,893.00	\$3,361,625	\$125.00	\$141.00
			2	28,893.00	\$3,630,625	\$125.66	\$140.62
	HOT MIX ASPHALT 12.5 M 64 SURFACE COURSE / T						
	401054M	2022Q1	3	54,613.00	\$5,092,270	\$93.24	\$94.95
		2022Q2	5	5,784.00	\$684,327	\$118.31	\$128.22
		2022Q3	1	3,019.00	\$407,565	\$135.00	\$118.92
		2022Q4	1	1,094.00	\$279,079	\$255.10	\$255.10
			10	64,510.00	\$6,463,241	\$100.19	\$101.77
	HOT MIX ASPHALT 12.5 M 76 SURFACE COURSE / T						
	401060M	2022Q2	1	982.00	\$220,950	\$225.00	\$213.33
			1	982.00	\$220,950	\$225.00	\$213.33
	HMA 12.5 M E SURFACE COURSE / T						
	401061M	2022Q1	1	4,000.00	\$538,000	\$134.50	\$135.83
		2022Q2	1	8,202.00	\$1,271,310	\$155.00	\$130.00
			2	12,202.00	\$1,809,310	\$148.28	\$131.91
	HOT MIX ASPHALT 12.5 M 64 INTERMEDIATE C / T						
	401072M	2022Q1	1	1,000.00	\$75,000	\$75.00	\$95.67
			1	1,000.00	\$75,000	\$75.00	\$95.67

WEIGHTED AVERAGE ITEM PRICE REPORT  
BY REGION, ITEM, AND QUARTER

REGION	ITEM	CALENDAR QUARTER	NUMBER OF OCCUR'S	TOTAL QUANTITY	TOTAL DOLLARS	AVERAGE AWARDED PRICE	AVERAGE OF LOW 3 BIDDERS
C	HMA 9.5 M E INTERMEDIATE COURSE / T						
	401073M	2022Q2	1	32,019.00	\$4,002,375	\$125.00	\$138.33
			1	32,019.00	\$4,002,375	\$125.00	\$138.33
	HMA 12.5 M E INTERMEDIATE COURSE / T						
	401079M	2022Q2	1	23,848.00	\$2,384,800	\$100.00	\$114.00
			1	23,848.00	\$2,384,800	\$100.00	\$114.00
	HOT MIX ASPHALT 19 M 64 INTERMEDIATE COU / T						
	401084M	2022Q2	1	1,259.00	\$276,980	\$220.00	\$201.67
			1	1,259.00	\$276,980	\$220.00	\$201.67
	HOT MIX ASPHALT 25 M 64 BASE COURSE / T						
	401099M	2022Q1	1	500.00	\$42,000	\$84.00	\$96.67
		2022Q2	4	64,530.00	\$8,226,250	\$127.48	\$130.02
			5	65,030.00	\$8,268,250	\$127.15	\$129.77
	CORE SAMPLES, HOT MIX ASPHALT / U						
	401108M	2022Q1	3	555.00	\$52,725	\$95.00	\$84.76
		2022Q2	7	875.00	\$95,875	\$109.57	\$140.47
		2022Q3	1	75.00	\$18,750	\$250.00	\$131.67
		2022Q4	1	5.00	\$2,400	\$480.00	\$480.00
			12	1,510.00	\$169,750	\$112.42	\$120.68
	HMA LONGITUDINAL JOINT REPAIR / SY						
	401113M	2022Q2	1	500.00	\$2,500	\$5.00	\$32.52
		2022Q3	2	300.00	\$20,000	\$66.67	\$32.04

(item continued)

WEIGHTED AVERAGE ITEM PRICE REPORT  
BY REGION, ITEM, AND QUARTER

REGION	ITEM	CALENDAR QUARTER	NUMBER OF OCCUR'S	TOTAL QUANTITY	TOTAL DOLLARS	AVERAGE AWARDED PRICE	AVERAGE OF LOW 3 BIDDERS
C	HMA LONGITUDINAL JOINT REPAIR / SY						
	401113M	2022Q4	1	500.00	\$66,610	\$133.22	\$133.22
			4	1,300.00	\$89,110	\$68.55	\$71.14
-----							
	ULTRA-THIN FRICTION COURSE / T						
	403003M	2022Q3	1	6,169.00	\$1,079,575	\$175.00	\$180.00
			1	6,169.00	\$1,079,575	\$175.00	\$180.00
-----							
	POLYMER MODIFIED TACK COAT / GAL						
	403005M	2022Q3	1	33,079.00	\$269,594	\$8.15	\$8.83
			1	33,079.00	\$269,594	\$8.15	\$8.83
-----							
	STONE MATRIX ASPHALT 12.5 MM SURFACE COU / T						
	404006M	2022Q1	3	40,301.00	\$5,155,912	\$127.94	\$132.76
			3	40,301.00	\$5,155,912	\$127.94	\$132.76
-----							
	HIGH PERFORMANCE THIN OVERLAY / T						
	406005M	2022Q2	3	39,287.00	\$6,094,373	\$155.12	\$164.05
		2022Q3	1	10,368.00	\$1,814,400	\$175.00	\$165.42
			4	49,655.00	\$7,908,773	\$159.27	\$164.33
-----							
	MICROPAVING JOINTS / LF						
	421007M	2022Q1	1	32,200.00	\$132,020	\$4.10	\$4.10
		2022Q2	1	54,000.00	\$221,400	\$4.10	\$4.10
		2022Q3	2	146,891.00	\$688,441	\$4.69	\$4.69
			4	233,091.00	\$1,041,861	\$4.47	\$4.47
-----							

WEIGHTED AVERAGE ITEM PRICE REPORT  
BY REGION, ITEM, AND QUARTER

REGION	ITEM	CALENDAR QUARTER	NUMBER OF OCCUR'S	TOTAL QUANTITY	TOTAL DOLLARS	AVERAGE AWARDED PRICE	AVERAGE OF LOW 3 BIDDERS
C	SLURRY SEAL AGGREGATE, TYPE II / T						
	421010M	2022Q1	1	1,779.00	\$216,664	\$121.79	\$121.79
		2022Q2	1	1,514.00	\$184,390	\$121.79	\$121.79
		2022Q3	3	4,035.00	\$487,330	\$120.78	\$144.45
		2022Q4	1	2,782.00	\$349,837	\$125.75	\$125.75
			6	10,110.00	\$1,238,221	\$122.47	\$131.92
	SLURRY SEAL EMULSION / GAL						
	421011M	2022Q1	1	52,669.00	\$584,099	\$11.09	\$11.09
		2022Q2	1	44,662.00	\$495,302	\$11.09	\$11.09
		2022Q3	3	115,191.00	\$1,179,827	\$10.24	\$12.31
		2022Q4	1	47,926.00	\$562,651	\$11.74	\$11.74
			6	260,448.00	\$2,821,879	\$10.83	\$11.75
	FOG SEAL STRIP / LF						
	422004M	2022Q1	3	17,518.00	\$26,129	\$1.49	\$1.07
		2022Q2	1	15,223.00	\$18,268	\$1.20	\$1.17
			4	32,741.00	\$44,397	\$1.36	\$1.11
	CHIP SEAL PG88-22FR / SY						
	424110M	2022Q3	1	310,524.00	\$2,164,352	\$6.97	\$6.97
			1	310,524.00	\$2,164,352	\$6.97	\$6.97
	FULL DEPTH CONCRETE PAVEMENT REPAIR, HMA / SY						
	453006M	2022Q1	4	802.00	\$66,838	\$83.34	\$90.54
		2022Q2	3	10,473.00	\$353,550	\$33.76	\$37.41
		2022Q3	1	50.00	\$25,000	\$500.00	\$500.00
			8	11,325.00	\$445,388	\$39.33	\$43.21

WEIGHTED AVERAGE ITEM PRICE REPORT  
BY REGION, ITEM, AND QUARTER

REGION	ITEM	CALENDAR QUARTER	NUMBER OF OCCUR'S	TOTAL QUANTITY	TOTAL DOLLARS	AVERAGE AWARDED PRICE	AVERAGE OF LOW 3 BIDDERS
C	PERMANENT SHEETING / SF						
	501006P	2022Q2	1	80.00	\$44,800	\$560.00	\$481.67
			1	80.00	\$44,800	\$560.00	\$481.67
	TEMPORARY COFFERDAM / LS						
	501009P	2022Q2	1	1.00	\$602,330	\$602,330	\$596,777
			1	1.00	\$602,330	\$602,330	\$596,777
	PERMANENT COFFERDAM / LS						
	501012P	2022Q2	1	1.00	\$3,634,500	\$3,634,500	\$4,132,167
			1	1.00	\$3,634,500	\$3,634,500	\$4,132,167
	FURNISHING EQUIPMENT FOR DRIVING PILES / LS						
	502003P	2022Q2	2	2.00	\$425,000	\$212,500	\$348,667
			2	2.00	\$425,000	\$212,500	\$348,667
	TEST PILE, FURNISHED / LF						
	502009M	2022Q2	1	260.00	\$15,860	\$61.00	\$77.00
			1	260.00	\$15,860	\$61.00	\$77.00
	TEST PILE, DRIVEN / LF						
	502012M	2022Q2	1	244.00	\$1,220	\$5.00	\$55.00
			1	244.00	\$1,220	\$5.00	\$55.00
	MICROPILE / LF						
	502016M	2022Q2	1	10,665.00	\$1,877,040	\$176.00	\$181.67
			1	10,665.00	\$1,877,040	\$176.00	\$181.67

WEIGHTED AVERAGE ITEM PRICE REPORT  
 BY REGION, ITEM, AND QUARTER

REGION	ITEM	CALENDAR QUARTER	NUMBER OF OCCUR'S	TOTAL QUANTITY	TOTAL DOLLARS	AVERAGE AWARDED PRICE	AVERAGE OF LOW 3 BIDDERS
C	DYNAMIC PILE LOAD TEST / U						
	502018M	2022Q2	1	4.00	\$10,800	\$2,700.00	\$4,066.67
			1	4.00	\$10,800	\$2,700.00	\$4,066.67
	STEEL H-PILE, FURNISHED, HP 12 X 74 / LF						
	502168M	2022Q2	1	7,560.00	\$461,160	\$61.00	\$70.33
			1	7,560.00	\$461,160	\$61.00	\$70.33
	STEEL H-PILE, DRIVEN, HP 12 X 74 / LF						
	502186M	2022Q2	1	7,526.00	\$37,630	\$5.00	\$20.67
			1	7,526.00	\$37,630	\$5.00	\$20.67
	REINFORCEMENT STEEL, EPOXY-COATED / LB						
	504006P	2022Q2	3	115,823.00	\$277,366	\$2.39	\$2.74
			3	115,823.00	\$277,366	\$2.39	\$2.74
	REINFORCEMENT STEEL, GALVANIZED / LB						
	504009P	2022Q2	1	25,100.00	\$58,985	\$2.35	\$2.78
			1	25,100.00	\$58,985	\$2.35	\$2.78
	CONCRETE FOOTING / CY						
	504015P	2022Q2	1	156.00	\$78,000	\$500.00	\$726.67
			1	156.00	\$78,000	\$500.00	\$726.67
	CONCRETE WING WALL / CY						
	504018P	2022Q2	1	42.00	\$79,800	\$1,900.00	\$1,833.33
			1	42.00	\$79,800	\$1,900.00	\$1,833.33

WEIGHTED AVERAGE ITEM PRICE REPORT  
 BY REGION, ITEM, AND QUARTER

REGION	ITEM	CALENDAR QUARTER	NUMBER OF OCCUR'S	TOTAL QUANTITY	TOTAL DOLLARS	AVERAGE AWARDED PRICE	AVERAGE OF LOW 3 BIDDERS
C	CONCRETE ABUTMENT WALL / CY						
	504024P	2022Q2	2	80.00	\$230,000	\$2,875.00	\$2,458.33
			2	80.00	\$230,000	\$2,875.00	\$2,458.33
	EPOXY WATERPROOFING / SY						
	504036P	2022Q2	4	6,795.00	\$444,862	\$65.47	\$52.03
			4	6,795.00	\$444,862	\$65.47	\$52.03
	CONCRETE STAINING / SY						
	504048P	2022Q2	2	2,534.00	\$49,994	\$19.73	\$25.87
			2	2,534.00	\$49,994	\$19.73	\$25.87
	CONCRETE PYLON / LF						
	504053P	2022Q2	1	20.00	\$11,500	\$575.00	\$1,471.67
			1	20.00	\$11,500	\$575.00	\$1,471.67
	CONCRETE CAP / CY						
	504085P	2022Q2	1	3.00	\$15,000	\$5,000.00	\$3,166.67
			1	3.00	\$15,000	\$5,000.00	\$3,166.67
	CONCRETE BRIDGE HEADWALL / CY						
	504086P	2022Q2	1	14.00	\$25,200	\$1,800.00	\$1,933.33
			1	14.00	\$25,200	\$1,800.00	\$1,933.33
	PRECAST CONCRETE CULVERT / LF						
	505057P	2022Q2	1	44.00	\$660,000	\$15,000.00	\$12,666.33
			1	44.00	\$660,000	\$15,000.00	\$12,666.33



WEIGHTED AVERAGE ITEM PRICE REPORT  
BY REGION, ITEM, AND QUARTER

REGION	ITEM	CALENDAR QUARTER	NUMBER OF OCCUR'S	TOTAL QUANTITY	TOTAL DOLLARS	AVERAGE AWARDED PRICE	AVERAGE OF LOW 3 BIDDERS
C	CONCRETE STEPS, PRECAST CONCRETE / LF						
	505075P	2022Q2	1	4.00	\$6,000	\$1,500.00	\$3,733.33
			1	4.00	\$6,000	\$1,500.00	\$3,733.33
	2 1/2" BY 2 1/2" PREFORMED ELASTOMERIC J / LF						
	507006P	2022Q3	1	160.00	\$24,000	\$150.00	\$170.33
			1	160.00	\$24,000	\$150.00	\$170.33
	STRIP SEAL EXPANSION JOINT ASSEMBLY / LF						
	507015P	2022Q2	2	176.00	\$193,600	\$1,100.00	\$902.00
			2	176.00	\$193,600	\$1,100.00	\$902.00
	CONCRETE BRIDGE DECK, HPC / CY						
	507024P	2022Q2	2	220.00	\$429,000	\$1,950.00	\$1,183.33
			2	220.00	\$429,000	\$1,950.00	\$1,183.33
	DATE PANEL / U						
	507027M	2022Q2	2	2.00	\$5,000	\$2,500.00	\$1,856.67
			2	2.00	\$5,000	\$2,500.00	\$1,856.67
	CONCRETE BRIDGE SIDEWALK, HPC / CY						
	507033P	2022Q2	3	86.00	\$128,480	\$1,493.95	\$1,414.81
			3	86.00	\$128,480	\$1,493.95	\$1,414.81
	CONCRETE BRIDGE PARAPET / LF						
	507036P	2022Q2	1	72.00	\$28,800	\$400.00	\$450.00
			1	72.00	\$28,800	\$400.00	\$450.00

WEIGHTED AVERAGE ITEM PRICE REPORT  
BY REGION, ITEM, AND QUARTER

REGION	ITEM	CALENDAR QUARTER	NUMBER OF OCCUR'S	TOTAL QUANTITY	TOTAL DOLLARS	AVERAGE AWARDED PRICE	AVERAGE OF LOW 3 BIDDERS
C	BARRIER PARAPET MODIFICATIONS / LF						
	507037P	2022Q2	2	26.00	\$45,500	\$1,750.00	\$1,575.00
			2	26.00	\$45,500	\$1,750.00	\$1,575.00
	CONCRETE BRIDGE PARAPET, HPC / LF						
	507039P	2022Q2	1	705.00	\$387,750	\$550.00	\$433.33
			1	705.00	\$387,750	\$550.00	\$433.33
	CONCRETE BRIDGE APPROACH / CY						
	507051P	2022Q2	2	180.00	\$162,000	\$900.00	\$683.33
			2	180.00	\$162,000	\$900.00	\$683.33
	CHAIN-LINK FENCE, TYPE IV / LF						
	509083P	2022Q2	2	505.00	\$103,525	\$205.00	\$215.33
			2	505.00	\$103,525	\$205.00	\$215.33
	ORNAMENTAL RAILING / LF						
	509100P	2022Q2	1	110.00	\$44,000	\$400.00	\$1,300.00
			1	110.00	\$44,000	\$400.00	\$1,300.00
	BRIDGE COMB RAILING (1 RAIL, STEEL) / LF						
	509150P	2022Q2	2	507.00	\$229,505	\$452.67	\$440.22
			2	507.00	\$229,505	\$452.67	\$440.22
	STEEL SHEET PILING / SF						
	511006P	2022Q2	1	15,005.00	\$5,776,925	\$385.00	\$345.00
			1	15,005.00	\$5,776,925	\$385.00	\$345.00

WEIGHTED AVERAGE ITEM PRICE REPORT  
BY REGION, ITEM, AND QUARTER

REGION	ITEM	CALENDAR QUARTER	NUMBER OF OCCUR'S	TOTAL QUANTITY	TOTAL DOLLARS	AVERAGE AWARDED PRICE	AVERAGE OF LOW 3 BIDDERS
C	TIE-ROD SYSTEM / U						
	511025M	2022Q2	1	105.00	\$525,000	\$5,000.00	\$10,500.00
			1	105.00	\$525,000	\$5,000.00	\$10,500.00
-----							
	LANDSCAPE RETAINING WALL / SF						
	513015P	2022Q2	1	655.00	\$275,100	\$420.00	\$576.67
			1	655.00	\$275,100	\$420.00	\$576.67
-----							
	CONCRETE COPING / LF						
	513022P	2022Q2	1	705.00	\$775,500	\$1,100.00	\$691.67
			1	705.00	\$775,500	\$1,100.00	\$691.67
-----							
	TEMPORARY SUPPORT / LS						
	514015P	2022Q2	2	2.00	\$300,000	\$150,000	\$110,000
			2	2.00	\$300,000	\$150,000	\$110,000
-----							
	CONCRETE DECK REPAIR, TYPE B / SF						
	551006M	2022Q2	1	425.00	\$57,375	\$135.00	\$113.33
			1	425.00	\$57,375	\$135.00	\$113.33
-----							
	CURB RECONSTRUCTION, BRIDGE / LF						
	551030M	2022Q3	3	40.00	\$22,500	\$562.50	\$620.83
			3	40.00	\$22,500	\$562.50	\$620.83
-----							
	PRESSURE INJECTION, CONCRETE CRACKS / LF						
	552003M	2022Q2	4	392.00	\$50,684	\$129.30	\$133.91
			4	392.00	\$50,684	\$129.30	\$133.91
-----							

WEIGHTED AVERAGE ITEM PRICE REPORT  
BY REGION, ITEM, AND QUARTER

REGION	ITEM	CALENDAR QUARTER	NUMBER OF OCCUR'S	TOTAL QUANTITY	TOTAL DOLLARS	AVERAGE AWARDED PRICE	AVERAGE OF LOW 3 BIDDERS
C	POLLUTION CONTROL SYSTEM / LS						
	554003P	2022Q2	2	2.00	\$16,000	\$8,000.00	\$6,734.33
			2	2.00	\$16,000	\$8,000.00	\$6,734.33
	HAND/POWER TOOL CLEANING AND PAINTING / LS						
	554006P	2022Q2	2	2.00	\$10,000	\$5,000.00	\$10,000.00
			2	2.00	\$10,000	\$5,000.00	\$10,000.00
	CLEANING AND PAINTING OF BEARING / U						
	554027P	2022Q2	2	28.00	\$31,500	\$1,125.00	\$1,005.17
			2	28.00	\$31,500	\$1,125.00	\$1,005.17
	SUBSTRUCTURE CONCRETE REPAIR / SF						
	555003M	2022Q2	4	3,383.00	\$1,110,787	\$328.34	\$333.43
			4	3,383.00	\$1,110,787	\$328.34	\$333.43
	BRIDGE DECK WATERPROOF SURFACE COURSE / T						
	555006M	2022Q2	1	57.00	\$74,100	\$1,300.00	\$770.00
			1	57.00	\$74,100	\$1,300.00	\$770.00
	BEARING RESTRAINER / U						
	556015M	2022Q2	1	1.00	\$5,000	\$5,000.00	\$6,000.00
			1	1.00	\$5,000	\$5,000.00	\$6,000.00
	CONCRETE BEAM REPAIR / SF						
	557003P	2022Q2	2	295.00	\$72,275	\$245.00	\$481.67
			2	295.00	\$72,275	\$245.00	\$481.67

WEIGHTED AVERAGE ITEM PRICE REPORT  
 BY REGION, ITEM, AND QUARTER

REGION	ITEM	CALENDAR QUARTER	NUMBER OF OCCUR'S	TOTAL QUANTITY	TOTAL DOLLARS	AVERAGE AWARDED PRICE	AVERAGE OF LOW 3 BIDDERS
C	CONCRETE BEAM REPAIR, TYPE A / U						
	557040M	2022Q2	2	23.00	\$5,635	\$245.00	\$851.23
			2	23.00	\$5,635	\$245.00	\$851.23
-----							
	12" REINFORCED CONCRETE PIPE / LF						
	601120P	2022Q2	2	16.00	\$1,440	\$90.00	\$207.50
			2	16.00	\$1,440	\$90.00	\$207.50
-----							
	15" REINFORCED CONCRETE PIPE / LF						
	601122P	2022Q2	4	40,311.00	\$3,617,996	\$89.75	\$132.15
			4	40,311.00	\$3,617,996	\$89.75	\$132.15
-----							
	18" REINFORCED CONCRETE PIPE / LF						
	601124P	2022Q2	4	10,918.00	\$1,073,014	\$98.28	\$143.08
			4	10,918.00	\$1,073,014	\$98.28	\$143.08
-----							
	21" REINFORCED CONCRETE PIPE / LF						
	601126P	2022Q2	1	575.00	\$57,931	\$100.75	\$158.58
			1	575.00	\$57,931	\$100.75	\$158.58
-----							
	24" REINFORCED CONCRETE PIPE / LF						
	601128P	2022Q2	3	6,312.00	\$798,278	\$126.47	\$167.41
			3	6,312.00	\$798,278	\$126.47	\$167.41
-----							
	30" REINFORCED CONCRETE PIPE / LF						
	601132P	2022Q2	2	846.00	\$122,899	\$145.27	\$209.87
			2	846.00	\$122,899	\$145.27	\$209.87
-----							

WEIGHTED AVERAGE ITEM PRICE REPORT  
 BY REGION, ITEM, AND QUARTER

REGION	ITEM	CALENDAR QUARTER	NUMBER OF OCCUR'S	TOTAL QUANTITY	TOTAL DOLLARS	AVERAGE AWARDED PRICE	AVERAGE OF LOW 3 BIDDERS
C	36" REINFORCED CONCRETE PIPE / LF						
	601134P	2022Q2	1	1,109.00	\$266,715	\$240.50	\$296.83
			1	1,109.00	\$266,715	\$240.50	\$296.83
	42" REINFORCED CONCRETE PIPE / LF						
	601136P	2022Q2	2	99.00	\$47,028	\$475.03	\$500.01
			2	99.00	\$47,028	\$475.03	\$500.01
	48" REINFORCED CONCRETE PIPE / LF						
	601138P	2022Q2	1	3.00	\$1,800	\$600.00	\$1,366.67
			1	3.00	\$1,800	\$600.00	\$1,366.67
	15" REINFORCED CONCRETE PIPE, CLASS V / LF						
	601194P	2022Q2	1	2,380.00	\$224,910	\$94.50	\$146.50
			1	2,380.00	\$224,910	\$94.50	\$146.50
	18" REINFORCED CONCRETE PIPE, CLASS V / LF						
	601196P	2022Q2	1	353.00	\$34,506	\$97.75	\$170.92
			1	353.00	\$34,506	\$97.75	\$170.92
	30" REINFORCED CONCRETE PIPE, CLASS V / LF						
	601204P	2022Q2	1	20.00	\$5,900	\$295.00	\$348.33
			1	20.00	\$5,900	\$295.00	\$348.33
	15" HIGH DENSITY POLYETHYLENE PIPE / LF						
	601248P	2022Q2	1	416.00	\$62,400	\$150.00	\$158.33
			1	416.00	\$62,400	\$150.00	\$158.33

WEIGHTED AVERAGE ITEM PRICE REPORT  
 BY REGION, ITEM, AND QUARTER

REGION	ITEM	CALENDAR QUARTER	NUMBER OF OCCUR'S	TOTAL QUANTITY	TOTAL DOLLARS	AVERAGE AWARDED PRICE	AVERAGE OF LOW 3 BIDDERS
C	18" HIGH DENSITY POLYETHYLENE PIPE / LF						
	601250P	2022Q2	1	4.00	\$800	\$200.00	\$750.00
			1	4.00	\$800	\$200.00	\$750.00
	15" REINFORCED CONCRETE END SECTION / U						
	601370M	2022Q2	1	2.00	\$4,300	\$2,150.00	\$3,050.00
			1	2.00	\$4,300	\$2,150.00	\$3,050.00
	18" REINFORCED CONCRETE END SECTION / U						
	601372M	2022Q2	1	1.00	\$2,260	\$2,260.00	\$3,253.33
			1	1.00	\$2,260	\$2,260.00	\$3,253.33
	SUBBASE OUTLET DRAIN / LF						
	601404P	2022Q2	3	192.00	\$12,677	\$66.02	\$62.95
			3	192.00	\$12,677	\$66.02	\$62.95
	8" CORRUGATED STEEL UNDERDRAIN PIPE / LF						
	601410P	2022Q2	1	155.00	\$10,850	\$70.00	\$77.33
			1	155.00	\$10,850	\$70.00	\$77.33
	UNDERDRAIN, TYPE X / LF						
	601417P	2022Q2	1	17,881.00	\$742,062	\$41.50	\$45.50
			1	17,881.00	\$742,062	\$41.50	\$45.50
	8" PERFORATED HD POLYETHYLENE PIPE / LF						
	601419P	2022Q2	1	776.00	\$42,680	\$55.00	\$52.33
			1	776.00	\$42,680	\$55.00	\$52.33

WEIGHTED AVERAGE ITEM PRICE REPORT  
BY REGION, ITEM, AND QUARTER

REGION	ITEM	CALENDAR QUARTER	NUMBER OF OCCUR'S	TOTAL QUANTITY	TOTAL DOLLARS	AVERAGE AWARDED PRICE	AVERAGE OF LOW 3 BIDDERS
C	14" X 23" REINFORCED CONCRETE ELLIPTICAL / LF						
	601596P	2022Q2	1	159.00	\$24,645	\$155.00	\$291.67
			1	159.00	\$24,645	\$155.00	\$291.67
	29" X 45" REINFORCED CONCRETE ELLIPTICAL / LF						
	601606P	2022Q2	1	505.00	\$173,973	\$344.50	\$464.83
			1	505.00	\$173,973	\$344.50	\$464.83
	38" X 60" REINFORCED CONCRETE ELLIPTICAL / LF						
	601612P	2022Q2	1	257.00	\$136,467	\$531.00	\$685.33
			1	257.00	\$136,467	\$531.00	\$685.33
	14" X 23" REINFORCED CONCRETE ELLIPTICAL / LF						
	601630P	2022Q2	1	601.00	\$76,327	\$127.00	\$175.67
			1	601.00	\$76,327	\$127.00	\$175.67
	CLEANING EXISTING PIPE, 12" TO 24" DIAME / LF						
	601670M	2022Q1	2	2,000.00	\$12,000	\$6.00	\$5.57
		2022Q2	4	4,793.00	\$46,056	\$9.61	\$10.61
		2022Q3	1	100.00	\$500	\$5.00	\$20.78
			7	6,893.00	\$58,556	\$8.49	\$9.30
	CLEANING EXISTING PIPE, OVER 24" TO 48" / LF						
	601672M	2022Q2	1	758.00	\$11,954	\$15.77	\$17.92
		2022Q3	1	100.00	\$500	\$5.00	\$23.15
			2	858.00	\$12,454	\$14.51	\$18.53



WEIGHTED AVERAGE ITEM PRICE REPORT  
BY REGION, ITEM, AND QUARTER

REGION	ITEM	CALENDAR QUARTER	NUMBER OF OCCUR'S	TOTAL QUANTITY	TOTAL DOLLARS	AVERAGE AWARDED PRICE	AVERAGE OF LOW 3 BIDDERS
C	16" DUCTILE IRON PIPE / LF						
	601680M	2022Q2	1	962.00	\$168,350	\$175.00	\$245.00
			1	962.00	\$168,350	\$175.00	\$245.00
	18" DUCTILE IRON PIPE / LF						
	601681M	2022Q2	1	75.00	\$14,719	\$196.25	\$415.42
			1	75.00	\$14,719	\$196.25	\$415.42
	14" DUCTILE IRON PIPE / LF						
	601685M	2022Q2	2	99.00	\$9,223	\$93.16	\$241.15
			2	99.00	\$9,223	\$93.16	\$241.15
	CURED-IN-PLACE PIPE, 36" / LF						
	601987M	2022Q2	1	229.00	\$108,686	\$474.61	\$588.20
			1	229.00	\$108,686	\$474.61	\$588.20
	CONCRETE HEADWALL / CY						
	602006P	2022Q2	2	92.00	\$131,300	\$1,427.17	\$1,710.33
			2	92.00	\$131,300	\$1,427.17	\$1,710.33
	INLET, TYPE A / U						
	602009M	2022Q2	2	13.00	\$52,000	\$4,000.00	\$5,348.72
			2	13.00	\$52,000	\$4,000.00	\$5,348.72
	INLET, TYPE B / U						
	602012M	2022Q2	5	433.00	\$2,226,750	\$5,142.61	\$6,162.12
			5	433.00	\$2,226,750	\$5,142.61	\$6,162.12

WEIGHTED AVERAGE ITEM PRICE REPORT  
BY REGION, ITEM, AND QUARTER

REGION	ITEM	CALENDAR QUARTER	NUMBER OF OCCUR'S	TOTAL QUANTITY	TOTAL DOLLARS	AVERAGE AWARDED PRICE	AVERAGE OF LOW 3 BIDDERS
C	INLET, TYPE DOUBLE B / U						
	602013M	2022Q2	3	212.00	\$1,880,700	\$8,871.23	\$10,004.25
			3	212.00	\$1,880,700	\$8,871.23	\$10,004.25
	INLET, TYPE C / U						
	602015M	2022Q2	1	1.00	\$5,000	\$5,000.00	\$4,966.67
			1	1.00	\$5,000	\$5,000.00	\$4,966.67
	INLET, TYPE E / U						
	602018M	2022Q2	5	48.00	\$261,375	\$5,445.31	\$6,327.12
			5	48.00	\$261,375	\$5,445.31	\$6,327.12
	INLET, TYPE DOUBLE E / U						
	602019M	2022Q2	1	15.00	\$142,500	\$9,500.00	\$10,500.00
			1	15.00	\$142,500	\$9,500.00	\$10,500.00
	INLET, TYPE B-1 / U						
	602024M	2022Q2	2	12.00	\$82,750	\$6,895.83	\$7,945.83
			2	12.00	\$82,750	\$6,895.83	\$7,945.83
	INLET, TYPE B-2 / U						
	602027M	2022Q2	2	20.00	\$169,650	\$8,482.50	\$9,387.50
			2	20.00	\$169,650	\$8,482.50	\$9,387.50
	INLET, TYPE D-1 / U						
	602030M	2022Q2	1	45.00	\$225,000	\$5,000.00	\$6,250.00
			1	45.00	\$225,000	\$5,000.00	\$6,250.00

WEIGHTED AVERAGE ITEM PRICE REPORT  
BY REGION, ITEM, AND QUARTER

REGION	ITEM	CALENDAR QUARTER	NUMBER OF OCCUR'S	TOTAL QUANTITY	TOTAL DOLLARS	AVERAGE AWARDED PRICE	AVERAGE OF LOW 3 BIDDERS
C	STORM DRAIN MARKER / U						
	602031M	2022Q1	2	13.00	\$750	\$57.69	\$71.86
			2	13.00	\$750	\$57.69	\$71.86
	INLET, TYPE D-2 / U						
	602033M	2022Q2	1	89.00	\$756,500	\$8,500.00	\$8,333.33
			1	89.00	\$756,500	\$8,500.00	\$8,333.33
	INLET, TYPE E-2 / U						
	602039M	2022Q2	2	10.00	\$94,000	\$9,400.00	\$9,591.67
			2	10.00	\$94,000	\$9,400.00	\$9,591.67
	MANHOLE, 4' DIAMETER / U						
	602054M	2022Q2	2	33.00	\$186,750	\$5,659.09	\$6,934.85
			2	33.00	\$186,750	\$5,659.09	\$6,934.85
	MANHOLE, 5' DIAMETER / U						
	602057M	2022Q2	3	16.00	\$102,100	\$6,381.25	\$8,571.73
			3	16.00	\$102,100	\$6,381.25	\$8,571.73
	MANHOLE, 8' DIAMETER / U						
	602058M	2022Q2	1	2.00	\$40,000	\$20,000.00	\$23,333.33
			1	2.00	\$40,000	\$20,000.00	\$23,333.33
	MANHOLE, 6' DIAMETER / U						
	602060M	2022Q2	3	6.00	\$65,000	\$10,833.33	\$13,500.00
			3	6.00	\$65,000	\$10,833.33	\$13,500.00

WEIGHTED AVERAGE ITEM PRICE REPORT  
BY REGION, ITEM, AND QUARTER

REGION	ITEM	CALENDAR QUARTER	NUMBER OF OCCUR'S	TOTAL QUANTITY	TOTAL DOLLARS	AVERAGE AWARDED PRICE	AVERAGE OF LOW 3 BIDDERS
C	INLET CONVERTED TO MANHOLE / U						
	602096M	2022Q2	2	12.00	\$46,500	\$3,875.00	\$3,266.67
			2	12.00	\$46,500	\$3,875.00	\$3,266.67
	-----						
	MODIFIED INLET CONVERTED TO MANHOLE / U						
	602097M	2022Q2	1	3.00	\$19,500	\$6,500.00	\$12,166.67
			1	3.00	\$19,500	\$6,500.00	\$12,166.67
	-----						
	RESET EXISTING CASTING / U						
	602099M	2022Q1	1	25.00	\$1,250	\$50.00	\$41.67
		2022Q2	3	802.00	\$18,258	\$22.77	\$33.61
		2022Q3	3	29.00	\$50,800	\$1,751.72	\$1,179.15
		2022Q4	1	40.00	\$94,650	\$2,366.25	\$2,366.25
			8	896.00	\$164,958	\$184.10	\$175.05
	-----						
	SET INLET TYPE A, CASTING / U						
	602102M	2022Q1	3	34.00	\$17,826	\$524.30	\$465.94
			3	34.00	\$17,826	\$524.30	\$465.94
	-----						
	SET INLET TYPE B, CASTING / U						
	602105M	2022Q1	3	183.00	\$237,460	\$1,297.60	\$1,286.99
		2022Q2	2	42.00	\$76,800	\$1,828.57	\$1,688.89
		2022Q3	1	1.00	\$5,638	\$5,637.50	\$5,637.50
			6	226.00	\$319,898	\$1,415.48	\$1,380.93
	-----						
	SET INLET TYPE E, CASTING / U						
	602108M	2022Q1	3	37.00	\$26,620	\$719.46	\$635.32

(item continued)

WEIGHTED AVERAGE ITEM PRICE REPORT  
BY REGION, ITEM, AND QUARTER

REGION	ITEM	CALENDAR QUARTER	NUMBER OF OCCUR'S	TOTAL QUANTITY	TOTAL DOLLARS	AVERAGE AWARDED PRICE	AVERAGE OF LOW 3 BIDDERS
C	SET INLET TYPE E, CASTING / U						
	602108M	2022Q2	3	12.00	\$23,500	\$1,958.33	\$1,736.11
			6	49.00	\$50,120	\$1,022.86	\$904.90
	SET INLET TYPE ES, CASTING / U						
	602111M	2022Q1	2	15.00	\$35,950	\$2,396.67	\$2,468.33
			2	15.00	\$35,950	\$2,396.67	\$2,468.33
	SET MANHOLE CASTING / U						
	602114M	2022Q1	3	110.00	\$85,995	\$781.77	\$864.38
		2022Q2	1	11.00	\$12,485	\$1,135.00	\$1,278.33
			4	121.00	\$98,480	\$813.88	\$902.01
	SET SQUARE FRAMED MANHOLE CASTING, CIRC / U						
	602117M	2022Q1	2	47.00	\$115,424	\$2,455.83	\$2,153.01
			2	47.00	\$115,424	\$2,455.83	\$2,153.01
	RECONSTRUCTED INLET, TYPE A, USING EXIST / U						
	602120M	2022Q1	1	5.00	\$250	\$50.00	\$41.67
			1	5.00	\$250	\$50.00	\$41.67
	RECONSTRUCTED INLET, TYPE B, USING EXIST / U						
	602123M	2022Q1	1	5.00	\$250	\$50.00	\$41.67
		2022Q2	1	5.00	\$10,500	\$2,100.00	\$2,650.00
			2	10.00	\$10,750	\$1,075.00	\$1,345.83

WEIGHTED AVERAGE ITEM PRICE REPORT  
BY REGION, ITEM, AND QUARTER

REGION	ITEM	CALENDAR QUARTER	NUMBER OF OCCUR'S	TOTAL QUANTITY	TOTAL DOLLARS	AVERAGE AWARDED PRICE	AVERAGE OF LOW 3 BIDDERS
C	RECONSTRUCTED INLET, TYPE E, USING EXIST / U						
	602129M	2022Q1	1	5.00	\$250	\$50.00	\$41.67
			1	5.00	\$250	\$50.00	\$41.67
	RECONSTRUCTED INLET, TYPE D-1, USING EXI / U						
	602138M	2022Q3	1	4.00	\$5,200	\$1,300.00	\$2,433.33
			1	4.00	\$5,200	\$1,300.00	\$2,433.33
	RECONSTRUCTED INLET, TYPE D-2, USING EXI / U						
	602141M	2022Q3	1	4.00	\$5,200	\$1,300.00	\$2,600.00
			1	4.00	\$5,200	\$1,300.00	\$2,600.00
	RECONSTRUCTED INLET, TYPE A, USING NEW C / U						
	602150M	2022Q1	3	15.00	\$9,609	\$640.58	\$526.86
		2022Q2	1	3.00	\$4,575	\$1,525.00	\$3,241.67
			4	18.00	\$14,184	\$787.99	\$979.33
	RECONSTRUCTED INLET, TYPE B, USING NEW C / U						
	602153M	2022Q1	3	98.00	\$170,680	\$1,741.63	\$1,589.22
		2022Q2	3	68.00	\$133,105	\$1,957.43	\$2,826.27
		2022Q3	1	2.00	\$4,000	\$2,000.00	\$2,516.67
			7	168.00	\$307,785	\$1,832.05	\$2,100.97
	RECONSTRUCTED INLET, TYPE B MODIFIED, US / U						
	602155M	2022Q1	2	2.00	\$6,090	\$3,045.00	\$2,119.17
			2	2.00	\$6,090	\$3,045.00	\$2,119.17

WEIGHTED AVERAGE ITEM PRICE REPORT  
BY REGION, ITEM, AND QUARTER

REGION	ITEM	CALENDAR QUARTER	NUMBER OF OCCUR'S	TOTAL QUANTITY	TOTAL DOLLARS	AVERAGE AWARDED PRICE	AVERAGE OF LOW 3 BIDDERS
C	RECONSTRUCTED INLET, TYPE E, USING NEW C / U						
	602159M	2022Q1	3	27.00	\$38,930	\$1,441.85	\$1,315.80
		2022Q2	2	16.00	\$34,500	\$2,156.25	\$2,833.33
		2022Q3	1	3.00	\$6,000	\$2,000.00	\$2,525.00
			6	46.00	\$79,430	\$1,726.74	\$1,922.50
	RECONSTRUCTED INLET, TYPE ES, USING NEW / U						
	602160M	2022Q1	1	4.00	\$17,640	\$4,410.00	\$4,303.33
			1	4.00	\$17,640	\$4,410.00	\$4,303.33
	RECONSTRUCTED MANHOLE, USING EXISTING CA / U						
	602180M	2022Q1	1	5.00	\$250	\$50.00	\$41.67
		2022Q2	1	2.00	\$1,550	\$775.00	\$2,625.00
			2	7.00	\$1,800	\$257.14	\$779.76
	RECONSTRUCTED MANHOLE, USING NEW CASTING / U						
	602183M	2022Q1	1	5.00	\$250	\$50.00	\$41.67
		2022Q2	2	17.00	\$21,600	\$1,270.59	\$2,352.94
			3	22.00	\$21,850	\$993.18	\$1,827.65
	BICYCLE SAFE GRATE / U						
	602210M	2022Q1	3	109.00	\$9,350	\$85.78	\$147.55
		2022Q2	4	38.00	\$22,175	\$583.55	\$652.32
			7	147.00	\$31,525	\$214.46	\$278.04
	CURB PIECE / U						
	602213M	2022Q1	3	143.00	\$13,225	\$92.48	\$155.94

(item continued)

WEIGHTED AVERAGE ITEM PRICE REPORT  
BY REGION, ITEM, AND QUARTER

REGION	ITEM	CALENDAR QUARTER	NUMBER OF OCCUR'S	TOTAL QUANTITY	TOTAL DOLLARS	AVERAGE AWARDED PRICE	AVERAGE OF LOW 3 BIDDERS
C	CURB PIECE / U						
	602213M	2022Q2	5	96.00	\$54,985	\$572.76	\$723.80
		2022Q3	2	16.00	\$17,100	\$1,068.75	\$887.92
			10	255.00	\$85,310	\$334.55	\$415.65
-----							
	CLEANING DRAINAGE STRUCTURE / U						
	602216M	2022Q1	3	60.00	\$17,500	\$291.67	\$155.83
		2022Q2	4	79.00	\$31,460	\$398.23	\$443.32
		2022Q3	1	10.00	\$13,975	\$1,397.50	\$1,397.50
			8	149.00	\$62,935	\$422.38	\$391.59
-----							
	OUTLET CONTROL STRUCTURE / U						
	602223M	2022Q2	2	8.00	\$196,000	\$24,500.00	\$23,166.67
			2	8.00	\$196,000	\$24,500.00	\$23,166.67
-----							
	JUNCTION CHAMBER / U						
	602226M	2022Q2	2	75.00	\$1,765,000	\$23,533.33	\$19,186.67
			2	75.00	\$1,765,000	\$23,533.33	\$19,186.67
-----							
	MANUFACTURED TREATMENT DEVICE / U						
	602229M	2022Q2	2	7.00	\$585,000	\$83,571.43	\$62,523.81
			2	7.00	\$585,000	\$83,571.43	\$62,523.81
-----							
	SPECIAL DRAINAGE STRUCTURE / U						
	602235M	2022Q2	4	12.00	\$176,000	\$14,666.67	\$19,166.67
			4	12.00	\$176,000	\$14,666.67	\$19,166.67
-----							



WEIGHTED AVERAGE ITEM PRICE REPORT  
BY REGION, ITEM, AND QUARTER

REGION	ITEM	CALENDAR QUARTER	NUMBER OF OCCUR'S	TOTAL QUANTITY	TOTAL DOLLARS	AVERAGE AWARDED PRICE	AVERAGE OF LOW 3 BIDDERS
C	INLET, NON-STANDARD / U						
	602290M	2022Q2	1	7.00	\$122,500	\$17,500.00	\$18,833.33
			1	7.00	\$122,500	\$17,500.00	\$18,833.33
-----							
	18" TIDE CONTROL CHECK VALVE, INLINE / U						
	602291M	2022Q2	1	2.00	\$16,000	\$8,000.00	\$6,700.00
			1	2.00	\$16,000	\$8,000.00	\$6,700.00
-----							
	24" TIDE CONTROL CHECK VALVE, INLINE / U						
	602292M	2022Q2	1	2.00	\$17,000	\$8,500.00	\$8,266.67
			1	2.00	\$17,000	\$8,500.00	\$8,266.67
-----							
	30" TIDE CONTROL CHECK VALVE, INLINE / U						
	602293M	2022Q2	1	1.00	\$16,000	\$16,000.00	\$12,066.67
			1	1.00	\$16,000	\$16,000.00	\$12,066.67
-----							
	36" TIDE CONTROL CHECK VALVE, INLINE / U						
	602294M	2022Q2	1	1.00	\$17,000	\$17,000.00	\$15,000.00
			1	1.00	\$17,000	\$17,000.00	\$15,000.00
-----							
	42" TIDE CONTROL CHECK VALVE, INLINE / U						
	602295M	2022Q2	1	2.00	\$42,000	\$21,000.00	\$18,333.33
			1	2.00	\$42,000	\$21,000.00	\$18,333.33
-----							
	15" TIDE CONTROL CHECK VALVE, INLINE / U						
	602307M	2022Q2	1	3.00	\$18,660	\$6,220.00	\$5,740.00
			1	3.00	\$18,660	\$6,220.00	\$5,740.00
-----							

WEIGHTED AVERAGE ITEM PRICE REPORT  
 BY REGION, ITEM, AND QUARTER

REGION	ITEM	CALENDAR QUARTER	NUMBER OF OCCUR'S	TOTAL QUANTITY	TOTAL DOLLARS	AVERAGE AWARDED PRICE	AVERAGE OF LOW 3 BIDDERS
C	48" TIDE CONTROL CHECK VALVE, INLINE / U						
	602316M	2022Q2	1	2.00	\$84,000	\$42,000.00	\$28,333.33
			1	2.00	\$84,000	\$42,000.00	\$28,333.33
-----							
	TIDAL CHECK VALVE, SIZE 15" / U						
	602344M	2022Q2	1	1.00	\$13,000	\$13,000.00	\$8,166.67
			1	1.00	\$13,000	\$13,000.00	\$8,166.67
-----							
	TIDAL CHECK VALVE, SIZE 18" / U						
	602345M	2022Q2	1	1.00	\$14,000	\$14,000.00	\$9,333.33
			1	1.00	\$14,000	\$14,000.00	\$9,333.33
-----							
	RIPRAP STONE SLOPE PROTECTION,_"THICK / SY						
	603017P	2022Q2	3	1,590.00	\$329,825	\$207.44	\$250.04
			3	1,590.00	\$329,825	\$207.44	\$250.04
-----							
	RIPRAP STONE CHANNEL PROTECTION, 12" THI / SY						
	603036P	2022Q2	2	1,021.00	\$53,950	\$52.84	\$91.31
			2	1,021.00	\$53,950	\$52.84	\$91.31
-----							
	DRAPED ROCKFALL MESH / SY						
	603062P	2022Q2	1	2,613.00	\$326,625	\$125.00	\$158.33
			1	2,613.00	\$326,625	\$125.00	\$158.33
-----							
	GABION WALL / CY						
	604003P	2022Q2	2	374.00	\$245,650	\$656.82	\$434.47
			2	374.00	\$245,650	\$656.82	\$434.47
-----							

WEIGHTED AVERAGE ITEM PRICE REPORT  
BY REGION, ITEM, AND QUARTER

REGION	ITEM	CALENDAR QUARTER	NUMBER OF OCCUR'S	TOTAL QUANTITY	TOTAL DOLLARS	AVERAGE AWARDED PRICE	AVERAGE OF LOW 3 BIDDERS
C	GABION CHANNEL LINING / CY						
	604012P	2022Q2	1	38.00	\$18,050	\$475.00	\$475.00
			1	38.00	\$18,050	\$475.00	\$475.00
-----							
	CHAIN-LINK FENCE, ALUMINUM-COATED STEEL, / LF						
	605009P	2022Q2	2	3,320.00	\$219,320	\$66.06	\$77.18
			2	3,320.00	\$219,320	\$66.06	\$77.18
-----							
	POST AND RAIL FENCE / LF						
	605010P	2022Q2	1	2,311.00	\$64,708	\$28.00	\$58.67
			1	2,311.00	\$64,708	\$28.00	\$58.67
-----							
	CHAIN-LINK FENCE, PVC-COATED STEEL, 6' H / LF						
	605027P	2022Q2	1	1,400.00	\$91,000	\$65.00	\$82.13
			1	1,400.00	\$91,000	\$65.00	\$82.13
-----							
	CHAIN-LINK FENCE, 7' HIGH / LF						
	605048P	2022Q2	1	99.00	\$7,227	\$73.00	\$94.00
			1	99.00	\$7,227	\$73.00	\$94.00
-----							
	GATE, CHAIN-LINK FENCE, ALUMINUM COATED / U						
	605060M	2022Q2	1	3.00	\$0	\$0.01	\$277.51
			1	3.00	\$0	\$0.01	\$277.51
-----							
	GATE, CHAIN-LINK FENCE, ALUMINUM COATED / U						
	605066M	2022Q2	1	3.00	\$0	\$0.01	\$549.51
			1	3.00	\$0	\$0.01	\$549.51
-----							

WEIGHTED AVERAGE ITEM PRICE REPORT  
BY REGION, ITEM, AND QUARTER

REGION	ITEM	CALENDAR QUARTER	NUMBER OF OCCUR'S	TOTAL QUANTITY	TOTAL DOLLARS	AVERAGE AWARDED PRICE	AVERAGE OF LOW 3 BIDDERS
C	GATE, CHAIN-LINK FENCE, ALUMINUM COATED / U						
	605069M	2022Q2	1	3.00	\$0	\$0.01	\$722.51
			1	3.00	\$0	\$0.01	\$722.51
	GATE, CHAIN-LINK FENCE, ALUMINUM COATED / U						
	605072M	2022Q2	1	3.00	\$0	\$0.01	\$747.51
			1	3.00	\$0	\$0.01	\$747.51
	GATE, CHAIN-LINK FENCE, ALUMINUM COATED / U						
	605081M	2022Q2	1	3.00	\$0	\$0.01	\$1,022.51
			1	3.00	\$0	\$0.01	\$1,022.51
	GATE, CHAIN-LINK FENCE, PVC-COATED STEEL / U						
	605099M	2022Q2	1	3.00	\$0	\$0.01	\$420.01
			1	3.00	\$0	\$0.01	\$420.01
	GATE, CHAIN-LINK FENCE, PVC-COATED STEEL / U						
	605105M	2022Q2	1	3.00	\$0	\$0.01	\$875.01
			1	3.00	\$0	\$0.01	\$875.01
	GATE, CHAIN-LINK FENCE, PVC-COATED STEEL / U						
	605108M	2022Q2	1	3.00	\$0	\$0.01	\$1,087.51
			1	3.00	\$0	\$0.01	\$1,087.51
	GATE, CHAIN-LINK FENCE, PVC-COATED STEEL / U						
	605111M	2022Q2	1	3.00	\$0	\$0.01	\$1,125.01
			1	3.00	\$0	\$0.01	\$1,125.01

WEIGHTED AVERAGE ITEM PRICE REPORT  
BY REGION, ITEM, AND QUARTER

REGION	ITEM	CALENDAR QUARTER	NUMBER OF OCCUR'S	TOTAL QUANTITY	TOTAL DOLLARS	AVERAGE AWARDED PRICE	AVERAGE OF LOW 3 BIDDERS
C	GATE, CHAIN-LINK FENCE, PVC-COATED STEEL / U						
	605120M	2022Q2	1	3.00	\$0	\$0.01	\$1,515.01
			1	3.00	\$0	\$0.01	\$1,515.01
	SLIDING GATE, SECURITY FENCE, 12' WIDE / U						
	605152M	2022Q2	1	2.00	\$0	\$0.01	\$2,312.51
			1	2.00	\$0	\$0.01	\$2,312.51
	REPAIRING CHAIN-LINK FENCE / LF						
	605174M	2022Q2	1	2,000.00	\$120,000	\$60.00	\$67.11
			1	2,000.00	\$120,000	\$60.00	\$67.11
	BARRIER CURB MOUNTED FENCE / LF						
	605175M	2022Q2	2	1,004.00	\$140,300	\$139.74	\$138.51
			2	1,004.00	\$140,300	\$139.74	\$138.51
	TEMPORARY CHAIN-LINK FENCE, 6' HIGH / LF						
	605183P	2022Q2	1	322.00	\$3,220	\$10.00	\$30.00
			1	322.00	\$3,220	\$10.00	\$30.00
	HANDRAIL / LF						
	605193P	2022Q2	1	19.00	\$9,500	\$500.00	\$583.33
			1	19.00	\$9,500	\$500.00	\$583.33
	RESET FENCE / LF						
	605212P	2022Q2	3	1,530.00	\$133,310	\$87.13	\$93.06
			3	1,530.00	\$133,310	\$87.13	\$93.06

WEIGHTED AVERAGE ITEM PRICE REPORT  
BY REGION, ITEM, AND QUARTER

REGION	ITEM	CALENDAR QUARTER	NUMBER OF OCCUR'S	TOTAL QUANTITY	TOTAL DOLLARS	AVERAGE AWARDED PRICE	AVERAGE OF LOW 3 BIDDERS
C	HOT MIX ASPHALT SIDEWALK, 2" THICK / SY						
	606003P	2022Q1	1	13.00	\$956	\$73.50	\$77.83
			1	13.00	\$956	\$73.50	\$77.83
	HOT MIX ASPHALT SIDEWALK, 5" THICK / SY						
	606006P	2022Q1	1	20.00	\$3,000	\$150.00	\$136.67
		2022Q2	2	536.00	\$37,340	\$69.66	\$62.51
			3	556.00	\$40,340	\$72.55	\$65.18
	CONCRETE SIDEWALK, 4" THICK / SY						
	606012P	2022Q1	2	700.00	\$42,000	\$60.00	\$64.05
		2022Q2	6	29,767.00	\$2,117,445	\$71.13	\$97.94
		2022Q3	1	55.00	\$11,825	\$215.00	\$207.50
			9	30,522.00	\$2,171,270	\$71.14	\$97.36
	TINTED CONCRETE SIDEWALK, 4" THICK / SY						
	606013P	2022Q2	2	260.00	\$37,170	\$142.96	\$220.07
			2	260.00	\$37,170	\$142.96	\$220.07
	CONCRETE SIDEWALK, 6" THICK / SY						
	606018P	2022Q1	4	1,574.00	\$187,328	\$119.01	\$130.98
		2022Q2	2	853.00	\$136,965	\$160.57	\$142.09
			6	2,427.00	\$324,293	\$133.62	\$134.88
	CONCRETE SIDEWALK, 8" THICK / SY						
	606021P	2022Q2	3	599.00	\$200,520	\$334.76	\$308.01
			3	599.00	\$200,520	\$334.76	\$308.01

WEIGHTED AVERAGE ITEM PRICE REPORT  
BY REGION, ITEM, AND QUARTER

REGION	ITEM	CALENDAR QUARTER	NUMBER OF OCCUR'S	TOTAL QUANTITY	TOTAL DOLLARS	AVERAGE AWARDED PRICE	AVERAGE OF LOW 3 BIDDERS
C	BRICK PAVERS / SY						
	606029P	2022Q1	1	25.00	\$3,125	\$125.00	\$262.50
			1	25.00	\$3,125	\$125.00	\$262.50
-----							
	HOT MIX ASPHALT DRIVEWAY, 1 1/2" THICK / SY						
	606030P	2022Q2	1	245.00	\$9,800	\$40.00	\$53.67
			1	245.00	\$9,800	\$40.00	\$53.67
-----							
	HOT MIX ASPHALT DRIVEWAY, 4" THICK / SY						
	606036P	2022Q2	1	4,462.00	\$334,650	\$75.00	\$60.00
			1	4,462.00	\$334,650	\$75.00	\$60.00
-----							
	HOT MIX ASPHALT DRIVEWAY, 6" THICK / SY						
	606039P	2022Q1	3	1,019.00	\$100,625	\$98.75	\$91.82
		2022Q2	1	10,553.00	\$717,604	\$68.00	\$65.33
			4	11,572.00	\$818,229	\$70.71	\$67.67
-----							
	HOT MIX ASPHALT DRIVEWAY, VARIABLE THICK / SY						
	606042P	2022Q1	3	4,647.00	\$384,805	\$82.81	\$65.61
		2022Q2	1	2,384.00	\$596,000	\$250.00	\$139.67
			4	7,031.00	\$980,805	\$139.50	\$90.72
-----							
	STONE OR GRAVEL DRIVEWAY, ___" THICK / SY						
	606044P	2022Q2	2	346.00	\$9,670	\$27.95	\$36.08
			2	346.00	\$9,670	\$27.95	\$36.08
-----							

WEIGHTED AVERAGE ITEM PRICE REPORT  
BY REGION, ITEM, AND QUARTER

REGION	ITEM	CALENDAR QUARTER	NUMBER OF OCCUR'S	TOTAL QUANTITY	TOTAL DOLLARS	AVERAGE AWARDED PRICE	AVERAGE OF LOW 3 BIDDERS
C	CONCRETE DRIVEWAY, 6" THICK / SY						
	606051P	2022Q1	2	338.00	\$43,019	\$127.27	\$119.39
		2022Q2	2	4,853.00	\$632,660	\$130.36	\$126.25
			4	5,191.00	\$675,679	\$130.16	\$125.80
	CONCRETE DRIVEWAY, REINFORCED, 6" THICK / SY						
	606057P	2022Q1	1	70.00	\$10,658	\$152.25	\$160.75
			1	70.00	\$10,658	\$152.25	\$160.75
	CONCRETE DRIVEWAY, REINFORCED, 8" THICK / SY						
	606060P	2022Q2	1	2,780.00	\$500,400	\$180.00	\$196.67
			1	2,780.00	\$500,400	\$180.00	\$196.67
	CONCRETE ISLAND, 4" THICK / SY						
	606075P	2022Q2	4	1,513.00	\$113,523	\$75.03	\$150.99
			4	1,513.00	\$113,523	\$75.03	\$150.99
	CONCRETE ISLAND, 6" THICK / SY						
	606078P	2022Q1	2	168.00	\$22,675	\$134.97	\$145.94
		2022Q2	1	10.00	\$1,500	\$150.00	\$163.33
			3	178.00	\$24,175	\$135.81	\$146.92
	DETECTABLE WARNING SURFACE / SY						
	606084P	2022Q1	4	182.00	\$48,458	\$266.25	\$291.22
		2022Q2	5	580.00	\$162,930	\$280.91	\$412.47
		2022Q3	1	7.00	\$980	\$140.00	\$1,570.00
			10	769.00	\$212,368	\$276.16	\$394.31



WEIGHTED AVERAGE ITEM PRICE REPORT  
BY REGION, ITEM, AND QUARTER

REGION	ITEM	CALENDAR QUARTER	NUMBER OF OCCUR'S	TOTAL QUANTITY	TOTAL DOLLARS	AVERAGE AWARDED PRICE	AVERAGE OF LOW 3 BIDDERS
C	DETECTABLE WARNING SURFACE, CAST IRON / SY						
	606088P	2022Q2	1	14.00	\$6,300	\$450.00	\$430.00
			1	14.00	\$6,300	\$450.00	\$430.00
	TURF PAVERS / SY						
	606095P	2022Q1	1	125.00	\$18,750	\$150.00	\$155.00
		2022Q2	1	58.00	\$13,630	\$235.00	\$188.33
			2	183.00	\$32,380	\$176.94	\$165.56
	BLUESTONE SIDEWALK / SY						
	606120P	2022Q2	1	163.00	\$40,750	\$250.00	\$557.00
			1	163.00	\$40,750	\$250.00	\$557.00
	15" X 41" CONCRETE BARRIER CURB / LF						
	607003P	2022Q2	1	3,122.00	\$312,200	\$100.00	\$99.67
			1	3,122.00	\$312,200	\$100.00	\$99.67
	24" X 41" CONCRETE BARRIER CURB / LF						
	607012P	2022Q2	2	11,288.00	\$1,522,480	\$134.88	\$133.76
			2	11,288.00	\$1,522,480	\$134.88	\$133.76
	9" X 16" CONCRETE VERTICAL CURB / LF						
	607018P	2022Q1	4	7,858.00	\$514,384	\$65.46	\$56.76
		2022Q2	10	122,598.00	\$5,166,395	\$42.14	\$39.58
		2022Q3	1	20.00	\$18,000	\$900.00	\$900.00
			15	130,476.00	\$5,698,779	\$43.68	\$40.75

WEIGHTED AVERAGE ITEM PRICE REPORT  
BY REGION, ITEM, AND QUARTER

REGION	ITEM	CALENDAR QUARTER	NUMBER OF OCCUR'S	TOTAL QUANTITY	TOTAL DOLLARS	AVERAGE AWARDED PRICE	AVERAGE OF LOW 3 BIDDERS
C	9" X 18" CONCRETE VERTICAL CURB / LF						
	607021P	2022Q1	3	6,514.00	\$427,815	\$65.68	\$57.97
		2022Q2	1	62.00	\$2,418	\$39.00	\$39.67
			4	6,576.00	\$430,233	\$65.42	\$57.79
	9" X 20" CONCRETE VERTICAL CURB / LF						
	607024P	2022Q1	3	998.00	\$68,127	\$68.26	\$62.60
			3	998.00	\$68,127	\$68.26	\$62.60
	9" X 22" CONCRETE VERTICAL CURB / LF						
	607027P	2022Q1	2	249.00	\$32,242	\$129.48	\$86.33
		2022Q2	1	45.00	\$2,385	\$53.00	\$51.67
			3	294.00	\$34,627	\$117.78	\$81.02
	12" X 13" CONCRETE SLOPING CURB / LF						
	607030P	2022Q1	2	310.00	\$16,357	\$52.77	\$42.67
		2022Q2	2	688.00	\$38,805	\$56.40	\$59.67
			4	998.00	\$55,162	\$55.27	\$54.39
	9" X 14" CONCRETE VERTICAL CURB / LF						
	607034P	2022Q2	6	2,631.00	\$145,959	\$55.48	\$55.67
			6	2,631.00	\$145,959	\$55.48	\$55.67
	24" X VARIABLE HEIGHT CONCRETE BARRIER C / LF						
	607060P	2022Q2	1	687.00	\$113,355	\$165.00	\$168.33
			1	687.00	\$113,355	\$165.00	\$168.33

WEIGHTED AVERAGE ITEM PRICE REPORT  
BY REGION, ITEM, AND QUARTER

REGION	ITEM	CALENDAR QUARTER	NUMBER OF OCCUR'S	TOTAL QUANTITY	TOTAL DOLLARS	AVERAGE AWARDED PRICE	AVERAGE OF LOW 3 BIDDERS
C	9" X VARIABLE HEIGHT CONCRETE VERTICAL C / LF						
	607069P	2022Q1	2	1,242.00	\$80,414	\$64.75	\$64.38
		2022Q2	2	1,141.00	\$56,421	\$49.45	\$55.15
		2022Q3	1	49.00	\$5,145	\$105.00	\$125.00
			5	2,432.00	\$141,980	\$58.38	\$61.27
	-----						
	GRANITE CURB / LF						
	607075P	2022Q2	1	128.00	\$7,680	\$60.00	\$220.67
			1	128.00	\$7,680	\$60.00	\$220.67
	-----						
	RESET BELGIAN BLOCK CURB / LF						
	607077P	2022Q2	1	78.00	\$4,680	\$60.00	\$98.33
			1	78.00	\$4,680	\$60.00	\$98.33
	-----						
	BLUESTONE CURB / LF						
	607079P	2022Q2	1	112.00	\$10,080	\$90.00	\$170.33
			1	112.00	\$10,080	\$90.00	\$170.33
	-----						
	NONVEGETATIVE SURFACE, HOT MIX ASPHALT / SY						
	608003P	2022Q1	1	75.00	\$3,750	\$50.00	\$52.50
		2022Q2	4	9,076.00	\$386,163	\$42.55	\$52.72
		2022Q3	1	10.00	\$650	\$65.00	\$155.00
			6	9,161.00	\$390,563	\$42.63	\$52.83
	-----						
	NONVEGETATIVE SURFACE, POROUS HMA / SY						
	608004P	2022Q2	4	7,794.00	\$331,764	\$42.57	\$58.91
			4	7,794.00	\$331,764	\$42.57	\$58.91
	-----						

WEIGHTED AVERAGE ITEM PRICE REPORT  
BY REGION, ITEM, AND QUARTER

REGION	ITEM	CALENDAR QUARTER	NUMBER OF OCCUR'S	TOTAL QUANTITY	TOTAL DOLLARS	AVERAGE AWARDED PRICE	AVERAGE OF LOW 3 BIDDERS
C	NONVEGETATIVE SURFACE, POROUS HOT MIX AS / SY						
	608005P	2022Q2	3	4,854.00	\$287,321	\$59.19	\$76.44
			3	4,854.00	\$287,321	\$59.19	\$76.44
	NONVEGETATIVE SURFACE, POLYESTER MATTING / SY						
	608012P	2022Q2	1	70.00	\$6,090	\$87.00	\$69.00
			1	70.00	\$6,090	\$87.00	\$69.00
	BEAM GUIDE RAIL / LF						
	609003M	2022Q2	8	79,107.00	\$3,487,051	\$44.08	\$51.97
			8	79,107.00	\$3,487,051	\$44.08	\$51.97
	BEAM GUIDE RAIL, BRIDGE / LF						
	609004M	2022Q2	3	3,667.00	\$697,610	\$190.24	\$215.02
			3	3,667.00	\$697,610	\$190.24	\$215.02
	BEAM GUIDE RAIL, DUAL-FACED / LF						
	609006M	2022Q2	3	1,095.00	\$56,843	\$51.91	\$60.87
			3	1,095.00	\$56,843	\$51.91	\$60.87
	MODIFIED THRIE BEAM GUIDE RAIL / LF						
	609009M	2022Q2	1	1,500.00	\$97,500	\$65.00	\$67.50
			1	1,500.00	\$97,500	\$65.00	\$67.50
	FLARED GUIDE RAIL TERMINAL / U						
	609024M	2022Q2	1	15.00	\$21,000	\$1,400.00	\$1,850.00
			1	15.00	\$21,000	\$1,400.00	\$1,850.00

WEIGHTED AVERAGE ITEM PRICE REPORT  
 BY REGION, ITEM, AND QUARTER

REGION	ITEM	CALENDAR QUARTER	NUMBER OF OCCUR'S	TOTAL QUANTITY	TOTAL DOLLARS	AVERAGE AWARDED PRICE	AVERAGE OF LOW 3 BIDDERS
C	BURIED GUIDE RAIL TERMINAL / U						
	609025M	2022Q2	2	6.00	\$1,930	\$321.67	\$1,651.94
			2	6.00	\$1,930	\$321.67	\$1,651.94
	TANGENT GUIDE RAIL TERMINAL / U						
	609027M	2022Q2	8	108.00	\$412,163	\$3,816.32	\$3,836.07
			8	108.00	\$412,163	\$3,816.32	\$3,836.07
	TELESCOPING GUIDE RAIL END TERMINAL / U						
	609030M	2022Q2	2	12.00	\$50,141	\$4,178.44	\$5,076.15
			2	12.00	\$50,141	\$4,178.44	\$5,076.15
	CONTROLLED RELEASE TERMINAL / U						
	609033M	2022Q2	2	6.00	\$4,500	\$750.00	\$1,425.00
			2	6.00	\$4,500	\$750.00	\$1,425.00
	CONTROLLED RELEASE TERMINAL ANCHORAGE / U						
	609036M	2022Q2	2	6.00	\$5,250	\$875.00	\$1,405.56
			2	6.00	\$5,250	\$875.00	\$1,405.56
	BEAM GUIDE RAIL ANCHORAGE / U						
	609039M	2022Q2	8	89.00	\$118,951	\$1,336.53	\$1,517.67
			8	89.00	\$118,951	\$1,336.53	\$1,517.67
	BEAM GUIDE RAIL POST / U						
	609042M	2022Q2	3	275.00	\$27,795	\$101.07	\$112.10
			3	275.00	\$27,795	\$101.07	\$112.10

WEIGHTED AVERAGE ITEM PRICE REPORT  
BY REGION, ITEM, AND QUARTER

REGION	ITEM	CALENDAR QUARTER	NUMBER OF OCCUR'S	TOTAL QUANTITY	TOTAL DOLLARS	AVERAGE AWARDED PRICE	AVERAGE OF LOW 3 BIDDERS
C	BEAM GUIDE RAIL POST, 8' LONG / U						
	609048M	2022Q2	1	489.00	\$36,675	\$75.00	\$74.00
			1	489.00	\$36,675	\$75.00	\$74.00
	APPROACH GUIDE RAIL TRANSITION TL-2 / U						
	609058M	2022Q2	3	17.00	\$49,150	\$2,891.18	\$3,148.04
			3	17.00	\$49,150	\$2,891.18	\$3,148.04
	APPROACH GUIDE RAIL TRANSITION TL-3 / U						
	609059M	2022Q2	2	5.00	\$17,704	\$3,540.80	\$4,576.93
			2	5.00	\$17,704	\$3,540.80	\$4,576.93
	REMOVAL OF BEAM GUIDE RAIL / LF						
	609075M	2022Q2	7	49,220.00	\$154,373	\$3.14	\$2.74
			7	49,220.00	\$154,373	\$3.14	\$2.74
	TRAFFIC STRIPES, 4" / LF						
	610003M	2022Q1	4	899,229.00	\$353,224	\$0.39	\$0.33
		2022Q2	11	1,220,547.00	\$693,680	\$0.57	\$0.53
		2022Q3	4	493,697.00	\$347,809	\$0.70	\$0.49
		2022Q4	1	98,100.00	\$52,974	\$0.54	\$0.54
			20	2,711,573.00	\$1,447,687	\$0.53	\$0.46
	TRAFFIC STRIPES, 6" / LF						
	610006M	2022Q1	1	37,500.00	\$20,250	\$0.54	\$0.32
		2022Q2	2	296.00	\$856	\$2.89	\$4.93
		2022Q3	1	72,046.00	\$79,251	\$1.10	\$0.69
			4	109,842.00	\$100,356	\$0.91	\$0.58

WEIGHTED AVERAGE ITEM PRICE REPORT  
BY REGION, ITEM, AND QUARTER

REGION	ITEM	CALENDAR QUARTER	NUMBER OF OCCUR'S	TOTAL QUANTITY	TOTAL DOLLARS	AVERAGE AWARDED PRICE	AVERAGE OF LOW 3 BIDDERS
C	TRAFFIC STRIPES, 8" / LF						
	610007M	2022Q1	4	95,569.00	\$69,374	\$0.73	\$0.64
		2022Q2	6	41,266.00	\$38,655	\$0.94	\$1.06
		2022Q3	2	8,000.00	\$10,790	\$1.35	\$1.35
			12	144,835.00	\$118,819	\$0.82	\$0.80
	TRAFFIC MARKINGS / SF						
	610009M	2022Q2	2	858.00	\$4,511	\$5.26	\$5.01
			2	858.00	\$4,511	\$5.26	\$5.01
	RPM, MONO-DIRECTIONAL, WHITE LENS / U						
	610012M	2022Q1	4	3,101.00	\$107,362	\$34.62	\$30.68
		2022Q2	8	8,054.00	\$139,655	\$17.34	\$29.04
		2022Q3	4	2,861.00	\$143,207	\$50.05	\$40.68
			16	14,016.00	\$390,223	\$27.84	\$31.78
	TRAFFIC MARKING LINES, 4" / LF						
	610013M	2022Q1	1	10,000.00	\$7,900	\$0.79	\$0.57
			1	10,000.00	\$7,900	\$0.79	\$0.57
	TRAFFIC MARKING LINES, 8" / LF						
	610014M	2022Q1	4	26,540.00	\$38,075	\$1.43	\$1.52
		2022Q2	6	52,795.00	\$79,825	\$1.51	\$1.50
		2022Q3	4	13,424.00	\$22,768	\$1.70	\$1.58
		2022Q4	1	3,300.00	\$11,484	\$3.48	\$3.48
			15	96,059.00	\$152,152	\$1.58	\$1.58
	RPM, BI-DIRECTIONAL, WHITE LENS / U						
	610015M	2022Q2	1	180.00	\$2	\$0.01	\$36.51
			1	180.00	\$2	\$0.01	\$36.51

WEIGHTED AVERAGE ITEM PRICE REPORT  
BY REGION, ITEM, AND QUARTER

REGION	ITEM	CALENDAR QUARTER	NUMBER OF OCCUR'S	TOTAL QUANTITY	TOTAL DOLLARS	AVERAGE AWARDED PRICE	AVERAGE OF LOW 3 BIDDERS
C	TRAFFIC MARKING LINES, 12" / LF						
	610016M	2022Q2	5	1,938.00	\$5,203	\$2.68	\$2.53
		2022Q3	1	74.00	\$170	\$2.30	\$2.40
		2022Q4	1	750.00	\$2,700	\$3.60	\$3.60
			7	2,762.00	\$8,073	\$2.92	\$2.82
	TRAFFIC MARKING LINES, 24" / LF						
	610017M	2022Q1	4	33,681.00	\$149,635	\$4.44	\$4.34
		2022Q2	9	38,399.00	\$185,040	\$4.82	\$4.79
		2022Q3	4	12,325.00	\$72,010	\$5.84	\$121.53
		2022Q4	1	3,600.00	\$43,632	\$12.12	\$12.12
			18	88,005.00	\$450,317	\$5.12	\$21.27
	RPM, MONO-DIRECTIONAL, AMBER LENS / U						
	610018M	2022Q1	4	2,315.00	\$77,903	\$33.65	\$29.88
		2022Q2	6	3,375.00	\$81,572	\$24.17	\$32.35
		2022Q3	4	1,597.00	\$91,371	\$57.21	\$43.03
			14	7,287.00	\$250,846	\$34.42	\$33.90
	RPM, BI-DIRECTIONAL, AMBER LENS / U						
	610021M	2022Q1	4	1,958.00	\$70,541	\$36.03	\$26.37
		2022Q2	6	1,285.00	\$62,731	\$48.82	\$45.21
		2022Q3	2	854.00	\$67,920	\$79.53	\$60.77
			12	4,097.00	\$201,191	\$49.11	\$39.45
	REMOVAL OF RPM / U						
	610024M	2022Q1	4	7,374.00	\$76,193	\$10.33	\$6.68
		2022Q2	6	9,409.00	\$74,035	\$7.87	\$6.61
		2022Q3	4	5,312.00	\$189,522	\$35.68	\$17.31
			14	22,095.00	\$339,750	\$15.38	\$9.20



WEIGHTED AVERAGE ITEM PRICE REPORT  
BY REGION, ITEM, AND QUARTER

REGION	ITEM	CALENDAR QUARTER	NUMBER OF OCCUR'S	TOTAL QUANTITY	TOTAL DOLLARS	AVERAGE AWARDED PRICE	AVERAGE OF LOW 3 BIDDERS
C	RUMBLE STRIP / LF						
	610033M	2022Q1	4	49,718.00	\$61,014	\$1.23	\$2.84
		2022Q2	3	69,573.00	\$50,832	\$0.73	\$0.80
		2022Q3	4	197,226.00	\$162,344	\$0.82	\$0.65
			11	316,517.00	\$274,190	\$0.87	\$1.03
	REMOVAL OF TRAFFIC STRIPES / LF						
	610036M	2022Q1	4	144,100.00	\$108,775	\$0.75	\$0.71
		2022Q2	6	922,848.00	\$680,162	\$0.74	\$0.68
		2022Q3	4	553,837.00	\$771,378	\$1.39	\$0.87
		2022Q4	1	98,100.00	\$73,575	\$0.75	\$0.75
			15	1,718,885.00	\$1,633,889	\$0.95	\$0.75
	REMOVAL OF RUMBLE STRIP / LF						
	610038M	2022Q3	1	25,000.00	\$362,500	\$14.50	\$14.50
			1	25,000.00	\$362,500	\$14.50	\$14.50
	REMOVAL OF TRAFFIC MARKINGS / SF						
	610039M	2022Q1	4	5,050.00	\$25,499	\$5.05	\$3.37
		2022Q2	2	879.00	\$5,472	\$6.23	\$5.68
		2022Q3	4	38,907.00	\$104,503	\$2.69	\$3.76
		2022Q4	1	5,854.00	\$64,628	\$11.04	\$11.04
			11	50,690.00	\$200,102	\$3.95	\$4.60
	TRAFFIC MARKINGS SYMBOLS / SF						
	610060M	2022Q1	4	13,218.00	\$117,590	\$8.90	\$7.53
		2022Q2	6	27,871.00	\$200,704	\$7.20	\$6.38
		2022Q3	4	9,278.00	\$36,128	\$3.89	\$6.87
		2022Q4	1	1,104.00	\$6,624	\$6.00	\$6.00
			15	51,471.00	\$361,046	\$7.01	\$6.76

WEIGHTED AVERAGE ITEM PRICE REPORT  
 BY REGION, ITEM, AND QUARTER

REGION	ITEM	CALENDAR QUARTER	NUMBER OF OCCUR'S	TOTAL QUANTITY	TOTAL DOLLARS	AVERAGE AWARDED PRICE	AVERAGE OF LOW 3 BIDDERS
C	CUSH, COMP BAR, TYPE 2, NARROW / U						
	611300M	2022Q2	1	1.00	\$30,000	\$30,000.00	\$41,666.67
			1	1.00	\$30,000	\$30,000.00	\$41,666.67
	CRASH CUSH, COMP BAR, TYPE 3, NARROW / U						
	611312M	2022Q2	2	6.00	\$180,090	\$30,015.00	\$36,171.67
			2	6.00	\$180,090	\$30,015.00	\$36,171.67
	CRASH CUSH, COMP BAR, TYPE 4, X-WIDE / U						
	611333M	2022Q2	1	1.00	\$50,500	\$50,500.00	\$53,100.00
			1	1.00	\$50,500	\$50,500.00	\$53,100.00
	CRASH CUSHION, LOW MAINTENANCE, COMPRESS / U						
	611348M	2022Q2	3	17.00	\$693,824	\$40,813.16	\$43,229.88
			3	17.00	\$693,824	\$40,813.16	\$43,229.88
	REGULATORY AND WARNING SIGN / SF						
	612003P	2022Q2	5	7,301.00	\$312,786	\$42.84	\$41.82
			5	7,301.00	\$312,786	\$42.84	\$41.82
	GUIDE SIGN, TYPE GA, STEEL "U" POST SUPP / SF						
	612006P	2022Q2	1	1,124.00	\$37,811	\$33.64	\$45.88
			1	1,124.00	\$37,811	\$33.64	\$45.88
	RELOCATE SIGN / U						
	612021M	2022Q2	2	19.00	\$4,001	\$210.57	\$380.80
			2	19.00	\$4,001	\$210.57	\$380.80

WEIGHTED AVERAGE ITEM PRICE REPORT  
BY REGION, ITEM, AND QUARTER

REGION	ITEM	CALENDAR QUARTER	NUMBER OF OCCUR'S	TOTAL QUANTITY	TOTAL DOLLARS	AVERAGE AWARDED PRICE	AVERAGE OF LOW 3 BIDDERS
C	OVERHEAD STREET NAME SIGNS / SF						
	612030P	2022Q2	1	192.00	\$16,147	\$84.10	\$59.70
			1	192.00	\$16,147	\$84.10	\$59.70
	SPECIALIZED SIGN / U						
	612033P	2022Q2	1	1.00	\$4,900	\$4,900.00	\$6,300.00
			1	1.00	\$4,900	\$4,900.00	\$6,300.00
	BENCH, TYPE _ / U						
	618003M	2022Q2	1	4.00	\$7,300	\$1,825.00	\$3,108.33
			1	4.00	\$7,300	\$1,825.00	\$3,108.33
	8" DUCTILE IRON WATER PIPE, CLASS 54 / LF						
	651058P	2022Q2	2	2,556.00	\$728,860	\$285.16	\$302.32
			2	2,556.00	\$728,860	\$285.16	\$302.32
	10" DUCTILE IRON WATER PIPE, C 54 / LF						
	651061P	2022Q2	1	180.00	\$49,500	\$275.00	\$408.33
			1	180.00	\$49,500	\$275.00	\$408.33
	12" DUCTILE IRON WATER PIPE, CLASS 54 / LF						
	651064P	2022Q2	3	28,500.00	\$11,459,500	\$402.09	\$420.84
			3	28,500.00	\$11,459,500	\$402.09	\$420.84
	16" DUCTILE IRON WATER PIPE, CLASS 54 / LF						
	651073P	2022Q2	2	2,488.00	\$1,331,720	\$535.26	\$503.45
			2	2,488.00	\$1,331,720	\$535.26	\$503.45

WEIGHTED AVERAGE ITEM PRICE REPORT  
 BY REGION, ITEM, AND QUARTER

REGION	ITEM	CALENDAR QUARTER	NUMBER OF OCCUR'S	TOTAL QUANTITY	TOTAL DOLLARS	AVERAGE AWARDED PRICE	AVERAGE OF LOW 3 BIDDERS
C	20" DUCTILE IRON WATER PIPE, CLASS 54 / LF						
	651076P	2022Q2	1	146.00	\$113,150	\$775.00	\$1,141.67
			1	146.00	\$113,150	\$775.00	\$1,141.67
	12" DUCTILE IRON WATER PIPE BRIDGE, CL54 / LF						
	651146P	2022Q2	1	200.00	\$300,000	\$1,500.00	\$1,083.33
			1	200.00	\$300,000	\$1,500.00	\$1,083.33
	10" DUCTILE IRON WATER PIPE BRIDGE, C 54 / LF						
	651190P	2022Q2	2	440.00	\$165,000	\$375.00	\$458.33
			2	440.00	\$165,000	\$375.00	\$458.33
	WATER SERVICE CONNECTION / U						
	651243M	2022Q2	2	139.00	\$1,228,000	\$8,834.53	\$5,073.62
			2	139.00	\$1,228,000	\$8,834.53	\$5,073.62
	WATER SERVICE PIPE / LF						
	651245P	2022Q2	1	2,841.00	\$56,820	\$20.00	\$140.00
			1	2,841.00	\$56,820	\$20.00	\$140.00
	FIRE HYDRANT / U						
	651246M	2022Q2	2	79.00	\$1,651,400	\$20,903.80	\$15,271.73
			2	79.00	\$1,651,400	\$20,903.80	\$15,271.73
	RESET FIRE HYDRANT / U						
	651252M	2022Q2	1	6.00	\$51,000	\$8,500.00	\$6,000.00
			1	6.00	\$51,000	\$8,500.00	\$6,000.00

WEIGHTED AVERAGE ITEM PRICE REPORT  
BY REGION, ITEM, AND QUARTER

REGION	ITEM	CALENDAR QUARTER	NUMBER OF OCCUR'S	TOTAL QUANTITY	TOTAL DOLLARS	AVERAGE AWARDED PRICE	AVERAGE OF LOW 3 BIDDERS
C	RESET WATER VALVE BOX / U						
	651255M	2022Q1	3	240.00	\$11,875	\$49.48	\$31.63
		2022Q2	4	116.00	\$5,635	\$48.57	\$303.72
			7	356.00	\$17,510	\$49.18	\$120.29
	-----						
	WATER AS-BUILT PLAN / LS						
	651258M	2022Q2	2	2.00	\$10,885	\$5,442.38	\$8,064.13
			2	2.00	\$10,885	\$5,442.38	\$8,064.13
	-----						
	GATE VALVES AND BOXES / U						
	651270M	2022Q2	1	286.00	\$1,940,827	\$6,786.11	\$5,262.04
			1	286.00	\$1,940,827	\$6,786.11	\$5,262.04
	-----						
	BUTTERFLY VALVES AND BOXES / U						
	651273M	2022Q2	1	1.00	\$13,396	\$13,395.59	\$33,465.20
			1	1.00	\$13,396	\$13,395.59	\$33,465.20
	-----						
	SANITARY SEWER SERVICE CONNECTION / U						
	652417M	2022Q2	1	10.00	\$82,250	\$8,225.00	\$5,741.67
			1	10.00	\$82,250	\$8,225.00	\$5,741.67
	-----						
	RECONSTRUCTED MANHOLE, SANITARY SEWER, U / U						
	652429M	2022Q2	2	33.00	\$44,170	\$1,338.49	\$2,246.16
			2	33.00	\$44,170	\$1,338.49	\$2,246.16
	-----						
	RESET MANHOLE, SANITARY SEWER, USING EXI / U						
	652432M	2022Q2	2	154.00	\$76,080	\$494.03	\$690.43

(item continued)

WEIGHTED AVERAGE ITEM PRICE REPORT  
 BY REGION, ITEM, AND QUARTER

REGION	ITEM	CALENDAR QUARTER	NUMBER OF OCCUR'S	TOTAL QUANTITY	TOTAL DOLLARS	AVERAGE AWARDED PRICE	AVERAGE OF LOW 3 BIDDERS
C	RESET MANHOLE, SANITARY SEWER, USING EXI / U						
	652432M	2022Q3	1	1.00	\$2,100	\$2,100.00	\$2,100.00
			3	155.00	\$78,180	\$504.39	\$699.53
	RESET MANHOLE, SANITARY SEWER, USING NEW / U						
	652435M	2022Q2	1	57.00	\$48,225	\$846.06	\$865.35
			1	57.00	\$48,225	\$846.06	\$865.35
	SEWER AS-BUILT PLAN / LS						
	652441M	2022Q2	1	1.00	\$1,615	\$1,615.00	\$8,205.00
			1	1.00	\$1,615	\$1,615.00	\$8,205.00
	RESET SANITARY SEWER CLEANOUT / U						
	652450M	2022Q2	2	32.00	\$12,922	\$403.80	\$436.42
			2	32.00	\$12,922	\$403.80	\$436.42
	RESET SANITARY SEWER VENT / U						
	652451M	2022Q2	1	30.00	\$36,000	\$1,200.00	\$733.33
			1	30.00	\$36,000	\$1,200.00	\$733.33
	2" GAS MAIN / LF						
	653003P	2022Q2	1	990.00	\$297,000	\$300.00	\$286.67
			1	990.00	\$297,000	\$300.00	\$286.67
	4" GAS MAIN / LF						
	653006P	2022Q2	1	985.00	\$295,500	\$300.00	\$333.33
			1	985.00	\$295,500	\$300.00	\$333.33

WEIGHTED AVERAGE ITEM PRICE REPORT  
BY REGION, ITEM, AND QUARTER

REGION	ITEM	CALENDAR QUARTER	NUMBER OF OCCUR'S	TOTAL QUANTITY	TOTAL DOLLARS	AVERAGE AWARDED PRICE	AVERAGE OF LOW 3 BIDDERS
C	8" GAS MAIN / LF						
	653012P	2022Q2	1	220.00	\$82,500	\$375.00	\$426.67
			1	220.00	\$82,500	\$375.00	\$426.67
-----							
	GAS MAIN, TIE-IN ASSISTANCE / U						
	653015M	2022Q2	1	17.00	\$1,275,000	\$75,000.00	\$48,000.00
			1	17.00	\$1,275,000	\$75,000.00	\$48,000.00
-----							
	12" GAS MAIN / LF						
	653018P	2022Q2	1	100.00	\$40,000	\$400.00	\$533.33
			1	100.00	\$40,000	\$400.00	\$533.33
-----							
	24" GAS MAIN / LF						
	653033P	2022Q2	1	11,390.00	\$3,986,500	\$350.00	\$488.33
			1	11,390.00	\$3,986,500	\$350.00	\$488.33
-----							
	GAS SERVICE CONNECTION / U						
	653081M	2022Q2	1	8.00	\$32,000	\$4,000.00	\$4,033.33
			1	8.00	\$32,000	\$4,000.00	\$4,033.33
-----							
	RESET GAS VALVE BOX / U						
	653084M	2022Q1	3	128.00	\$2,500	\$19.53	\$17.14
		2022Q2	4	42.00	\$21,675	\$516.07	\$541.15
			7	170.00	\$24,175	\$142.21	\$146.60
-----							
	GAS AS-BUILT PLAN / LS						
	653087P	2022Q2	1	1.00	\$17,500	\$17,500.00	\$16,833.33
			1	1.00	\$17,500	\$17,500.00	\$16,833.33
-----							

WEIGHTED AVERAGE ITEM PRICE REPORT  
BY REGION, ITEM, AND QUARTER

REGION	ITEM	CALENDAR QUARTER	NUMBER OF OCCUR'S	TOTAL QUANTITY	TOTAL DOLLARS	AVERAGE AWARDED PRICE	AVERAGE OF LOW 3 BIDDERS
C	GAS MAIN REMOVAL / LF						
	653088P	2022Q2	1	690.00	\$34,500	\$50.00	\$103.33
			1	690.00	\$34,500	\$50.00	\$103.33
	GAS MAIN PROTECTION STRUCTURE / U						
	653095P	2022Q2	1	6.00	\$60,000	\$10,000.00	\$10,000.00
			1	6.00	\$60,000	\$10,000.00	\$10,000.00
	GUY ANCHOR INSTALLATION / U						
	654005M	2022Q2	1	5.00	\$15,770	\$3,153.90	\$3,169.55
			1	5.00	\$15,770	\$3,153.90	\$3,169.55
	ELECTRICAL UTILITY RELOCATION / LS						
	654007P	2022Q2	2	2.00	\$67,000	\$33,500.00	\$46,125.00
			2	2.00	\$67,000	\$33,500.00	\$46,125.00
	UTILITY POLE SHEATH / U						
	654010M	2022Q2	1	5.00	\$15,770	\$3,153.90	\$3,419.55
			1	5.00	\$15,770	\$3,153.90	\$3,419.55
	TELECOMMUNICATION RELOCATION / LF						
	654035P	2022Q2	1	2,435.00	\$3,688,830	\$1,514.92	\$1,488.31
			1	2,435.00	\$3,688,830	\$1,514.92	\$1,488.31
	TELECOM RELOCATION PROTECTION STRUCTURE / U						
	654036P	2022Q2	1	16.00	\$233,136	\$14,571.02	\$14,190.34
			1	16.00	\$233,136	\$14,571.02	\$14,190.34



WEIGHTED AVERAGE ITEM PRICE REPORT  
BY REGION, ITEM, AND QUARTER

REGION	ITEM	CALENDAR QUARTER	NUMBER OF OCCUR'S	TOTAL QUANTITY	TOTAL DOLLARS	AVERAGE AWARDED PRICE	AVERAGE OF LOW 3 BIDDERS
C	RESET TELECOMMUNICATIONS MANHOLE / U						
	654050M	2022Q1	2	11.00	\$18,855	\$1,714.05	\$1,874.38
		2022Q2	2	77.00	\$140,753	\$1,827.96	\$1,848.72
			4	88.00	\$159,608	\$1,813.73	\$1,851.92
	TELECOMMUNICATION CONDUIT / LF						
	655003P	2022Q2	1	650.00	\$46,800	\$72.00	\$75.00
			1	650.00	\$46,800	\$72.00	\$75.00
	TELECOMMUNICATIONS RELOCATION / LS						
	655007P	2022Q2	1	1.00	\$425,000	\$425,000	\$286,667
			1	1.00	\$425,000	\$425,000	\$286,667
	TELECOMMUNICATION MANHOLE / U						
	655012M	2022Q2	1	1.00	\$51,000	\$51,000.00	\$33,676.67
			1	1.00	\$51,000	\$51,000.00	\$33,676.67
	RESET TELECOMMUNICATIONS MANHOLE / U						
	655013P	2022Q2	1	2.00	\$6,000	\$3,000.00	\$3,365.00
			1	2.00	\$6,000	\$3,000.00	\$3,365.00
	ELECTRICAL UTILITY RELOCATION, JCP&L / LS						
	655031P	2022Q2	2	2.00	\$3,955,000	\$1,977,500	\$1,248,414
			2	2.00	\$3,955,000	\$1,977,500	\$1,248,414
	TEMPORARY SUPPORT, UTILITY POLES / U						
	657004P	2022Q2	1	28.00	\$123,633	\$4,415.46	\$2,405.15
			1	28.00	\$123,633	\$4,415.46	\$2,405.15

WEIGHTED AVERAGE ITEM PRICE REPORT  
BY REGION, ITEM, AND QUARTER

REGION	ITEM	CALENDAR QUARTER	NUMBER OF OCCUR'S	TOTAL QUANTITY	TOTAL DOLLARS	AVERAGE AWARDED PRICE	AVERAGE OF LOW 3 BIDDERS
C	UTILITY PIPE SUPPORT / LS						
	657005P	2022Q2	2	2.00	\$450,000	\$225,000	\$176,667
			2	2.00	\$450,000	\$225,000	\$176,667
-----							
	3/4" RIGID METALLIC CONDUIT / LF						
	701006P	2022Q1	1	130.00	\$5,200	\$40.00	\$67.50
			1	130.00	\$5,200	\$40.00	\$67.50
-----							
	1 1/2" RIGID METALLIC CONDUIT / LF						
	701012P	2022Q1	2	225.00	\$6,250	\$27.78	\$65.22
		2022Q2	2	193.00	\$12,965	\$67.18	\$72.72
			4	418.00	\$19,215	\$45.97	\$68.69
-----							
	2" RIGID METALLIC CONDUIT / LF						
	701015P	2022Q1	1	350.00	\$17,500	\$50.00	\$87.50
		2022Q2	3	1,399.00	\$168,100	\$120.16	\$110.88
			4	1,749.00	\$185,600	\$106.12	\$106.20
-----							
	2 1/2" RIGID METALLIC CONDUIT / LF						
	701018P	2022Q1	1	100.00	\$1,000	\$10.00	\$70.00
		2022Q2	1	1,343.00	\$84,609	\$63.00	\$51.00
			2	1,443.00	\$85,609	\$59.33	\$52.32
-----							
	3" RIGID METALLIC CONDUIT / LF						
	701021P	2022Q1	1	3,000.00	\$210,000	\$70.00	\$100.00
		2022Q2	9	20,311.00	\$1,588,765	\$78.22	\$84.12
			10	23,311.00	\$1,798,765	\$77.16	\$86.16
-----							

WEIGHTED AVERAGE ITEM PRICE REPORT  
 BY REGION, ITEM, AND QUARTER

REGION	ITEM	CALENDAR QUARTER	NUMBER OF OCCUR'S	TOTAL QUANTITY	TOTAL DOLLARS	AVERAGE AWARDED PRICE	AVERAGE OF LOW 3 BIDDERS
C	4" RIGID METALLIC CONDUIT / LF						
	701024P	2022Q2	2	285.00	\$26,655	\$93.53	\$95.39
			2	285.00	\$26,655	\$93.53	\$95.39
	2" RIGID NONMETALLIC CONDUIT / LF						
	701027P	2022Q1	1	500.00	\$16,000	\$32.00	\$36.00
			1	500.00	\$16,000	\$32.00	\$36.00
	3" RIGID NONMETALLIC CONDUIT / LF						
	701030P	2022Q1	1	3,000.00	\$102,000	\$34.00	\$39.50
		2022Q2	1	472.00	\$22,184	\$47.00	\$53.33
			2	3,472.00	\$124,184	\$35.77	\$41.38
	1 1/4" FLEXIBLE METALLIC CONDUIT / LF						
	701036P	2022Q1	1	50.00	\$1,000	\$20.00	\$61.00
			1	50.00	\$1,000	\$20.00	\$61.00
	1 1/2" FLEXIBLE METALLIC CONDUIT / LF						
	701039P	2022Q1	1	50.00	\$1,000	\$20.00	\$61.00
			1	50.00	\$1,000	\$20.00	\$61.00
	FIBERGLASS CONDUIT / LF						
	701091P	2022Q2	1	250.00	\$62,500	\$250.00	\$406.67
			1	250.00	\$62,500	\$250.00	\$406.67
	38" JUNCTION BOX / U						
	701093M	2022Q1	1	1.00	\$500	\$500.00	\$1,250.00
			1	1.00	\$500	\$500.00	\$1,250.00

WEIGHTED AVERAGE ITEM PRICE REPORT  
BY REGION, ITEM, AND QUARTER

REGION	ITEM	CALENDAR QUARTER	NUMBER OF OCCUR'S	TOTAL QUANTITY	TOTAL DOLLARS	AVERAGE AWARDED PRICE	AVERAGE OF LOW 3 BIDDERS
C	17" X 30" JUNCTION BOX / U						
	701099M	2022Q1	1	4.00	\$800	\$200.00	\$1,100.00
			1	4.00	\$800	\$200.00	\$1,100.00
	18" X 36" JUNCTION BOX / U						
	701102M	2022Q1	1	40.00	\$88,000	\$2,200.00	\$2,350.00
		2022Q2	7	117.00	\$329,175	\$2,813.46	\$2,700.40
			8	157.00	\$417,175	\$2,657.17	\$2,611.13
	12" X 10" X 8" METAL JUNCTION BOX / U						
	701108M	2022Q1	2	7.00	\$10,400	\$1,485.71	\$1,255.00
			2	7.00	\$10,400	\$1,485.71	\$1,255.00
	JUNCTION BOX FOUNDATION / U						
	701117M	2022Q1	1	75.00	\$180,000	\$2,400.00	\$2,450.00
		2022Q2	5	37.00	\$132,100	\$3,570.27	\$3,285.11
			6	112.00	\$312,100	\$2,786.61	\$2,725.88
	JUNCTION BOX FRAME AND COVER / U						
	701120M	2022Q1	1	20.00	\$13,000	\$650.00	\$825.00
		2022Q2	1	25.00	\$15,625	\$625.00	\$1,183.33
			2	45.00	\$28,625	\$636.11	\$1,024.07
	FOUNDATION, TYPE SFT / U						
	701123M	2022Q1	1	15.00	\$16,500	\$1,100.00	\$1,250.00
		2022Q2	4	27.00	\$80,850	\$2,994.44	\$3,258.86
			5	42.00	\$97,350	\$2,317.86	\$2,541.41

WEIGHTED AVERAGE ITEM PRICE REPORT  
BY REGION, ITEM, AND QUARTER

REGION	ITEM	CALENDAR QUARTER	NUMBER OF OCCUR'S	TOTAL QUANTITY	TOTAL DOLLARS	AVERAGE AWARDED PRICE	AVERAGE OF LOW 3 BIDDERS
C	FOUNDATION, TYPE MCF / U						
	701126M	2022Q1	1	5.00	\$3,500	\$700.00	\$750.00
			1	5.00	\$3,500	\$700.00	\$750.00
	FOUNDATION, TYPE P-MC MODIFIED / U						
	701128M	2022Q1	1	10.00	\$25,000	\$2,500.00	\$2,350.00
		2022Q2	3	18.00	\$79,950	\$4,441.67	\$5,329.63
			4	28.00	\$104,950	\$3,748.21	\$4,265.48
	FOUNDATION, TYPE P / U						
	701129M	2022Q1	1	2.00	\$200	\$100.00	\$300.00
			1	2.00	\$200	\$100.00	\$300.00
	FOUNDATION, TYPE P-MC / U						
	701132M	2022Q1	1	10.00	\$25,000	\$2,500.00	\$2,150.00
		2022Q2	1	1.00	\$5,000	\$5,000.00	\$6,283.33
			2	11.00	\$30,000	\$2,727.27	\$2,525.76
	FOUNDATION, TYPE SPF / U						
	701135M	2022Q1	1	10.00	\$10,000	\$1,000.00	\$1,250.00
		2022Q2	4	25.00	\$55,995	\$2,239.80	\$2,554.11
			5	35.00	\$65,995	\$1,885.57	\$2,181.51
	BORING FOR FOUNDATION, STF 50 FOOT ARM / U						
	701136M	2022Q2	1	3.00	\$18,900	\$6,300.00	\$10,900.00
			1	3.00	\$18,900	\$6,300.00	\$10,900.00

WEIGHTED AVERAGE ITEM PRICE REPORT  
BY REGION, ITEM, AND QUARTER

REGION	ITEM	CALENDAR QUARTER	NUMBER OF OCCUR'S	TOTAL QUANTITY	TOTAL DOLLARS	AVERAGE AWARDED PRICE	AVERAGE OF LOW 3 BIDDERS
C	FOUNDATION, STF FOR GREATER THAN 50 FOOT / LF						
	701137P	2022Q2	1	60.00	\$132,000	\$2,200.00	\$3,100.00
			1	60.00	\$132,000	\$2,200.00	\$3,100.00
	FOUNDATION, TYPE STF / U						
	701138M	2022Q1	1	10.00	\$45,000	\$4,500.00	\$4,750.00
		2022Q2	3	46.00	\$585,500	\$12,728.26	\$9,252.34
			4	56.00	\$630,500	\$11,258.93	\$8,448.35
	FOUNDATION, TYPE SFX / U						
	701141M	2022Q1	1	2.00	\$2	\$1.00	\$50.50
			1	2.00	\$2	\$1.00	\$50.50
	FOUNDATION, TYPE SFK / U						
	701144M	2022Q1	1	15.00	\$21,000	\$1,400.00	\$1,550.00
		2022Q2	2	15.00	\$42,100	\$2,806.67	\$3,811.11
			3	30.00	\$63,100	\$2,103.33	\$2,680.56
	FOUNDATION, TYPE 1M / U						
	701153M	2022Q1	1	2.00	\$400	\$200.00	\$300.00
			1	2.00	\$400	\$200.00	\$300.00
	FOUNDATION, TYPE 2M / U						
	701156M	2022Q1	1	2.00	\$800	\$400.00	\$400.00
			1	2.00	\$800	\$400.00	\$400.00

WEIGHTED AVERAGE ITEM PRICE REPORT  
BY REGION, ITEM, AND QUARTER

REGION	ITEM	CALENDAR QUARTER	NUMBER OF OCCUR'S	TOTAL QUANTITY	TOTAL DOLLARS	AVERAGE AWARDED PRICE	AVERAGE OF LOW 3 BIDDERS
C	FOUNDATION, TYPE 1M-MC / U						
	701159M	2022Q1	1	2.00	\$1,100	\$550.00	\$675.00
			1	2.00	\$1,100	\$550.00	\$675.00
	FOUNDATION, TYPE 2M-MC / U						
	701162M	2022Q1	1	2.00	\$1,300	\$650.00	\$875.00
			1	2.00	\$1,300	\$650.00	\$875.00
	CABLE RACK / U						
	701165M	2022Q2	1	88.00	\$8,448	\$96.00	\$245.33
			1	88.00	\$8,448	\$96.00	\$245.33
	METER CABINET, TYPE T / U						
	701168M	2022Q2	1	1.00	\$7,000	\$7,000.00	\$6,280.00
			1	1.00	\$7,000	\$7,000.00	\$6,280.00
	METER CABINET, TYPE TL / U						
	701171M	2022Q2	3	19.00	\$118,650	\$6,244.74	\$6,082.79
			3	19.00	\$118,650	\$6,244.74	\$6,082.79
	GROUND WIRE, NO. 8 AWG / LF						
	701192P	2022Q1	1	4,000.00	\$12,000	\$3.00	\$3.30
		2022Q2	7	22,427.00	\$61,462	\$2.74	\$3.58
			8	26,427.00	\$73,462	\$2.78	\$3.54
	MULTIPLE LIGHTING WIRE, NO. 2 AWG / LF						
	701195P	2022Q1	1	5,000.00	\$35,000	\$7.00	\$7.80

(item continued)

WEIGHTED AVERAGE ITEM PRICE REPORT  
 BY REGION, ITEM, AND QUARTER

REGION	ITEM	CALENDAR QUARTER	NUMBER OF OCCUR'S	TOTAL QUANTITY	TOTAL DOLLARS	AVERAGE AWARDED PRICE	AVERAGE OF LOW 3 BIDDERS
C	MULTIPLE LIGHTING WIRE, NO. 2 AWG / LF						
	701195P	2022Q2	2	21,843.00	\$150,367	\$6.88	\$6.47
			3	26,843.00	\$185,367	\$6.91	\$6.72
	MULTIPLE LIGHTING WIRE, NO. 4 AWG / LF						
	701196P	2022Q1	1	150.00	\$150	\$1.00	\$3.30
			1	150.00	\$150	\$1.00	\$3.30
	MULTIPLE LIGHTING WIRE, NO. 6 AWG / LF						
	701198P	2022Q1	1	500.00	\$500	\$1.00	\$4.00
		2022Q2	2	1,714.00	\$6,491	\$3.79	\$4.00
			3	2,214.00	\$6,991	\$3.16	\$4.00
	MULTIPLE LIGHTING WIRE, NO. 8 AWG / LF						
	701201P	2022Q1	1	4,500.00	\$9,000	\$2.00	\$3.80
		2022Q2	3	30,101.00	\$103,556	\$3.44	\$4.06
			4	34,601.00	\$112,556	\$3.25	\$4.03
	MULTIPLE LIGHTING WIRE, NO. 10 AWG / LF						
	701204P	2022Q1	1	5,000.00	\$30,000	\$6.00	\$6.15
			1	5,000.00	\$30,000	\$6.00	\$6.15
	SERVICE WIRE, NO. 2 AWG / LF						
	701210P	2022Q2	1	120.00	\$960	\$8.00	\$8.67
			1	120.00	\$960	\$8.00	\$8.67



WEIGHTED AVERAGE ITEM PRICE REPORT  
BY REGION, ITEM, AND QUARTER

REGION	ITEM	CALENDAR QUARTER	NUMBER OF OCCUR'S	TOTAL QUANTITY	TOTAL DOLLARS	AVERAGE AWARDED PRICE	AVERAGE OF LOW 3 BIDDERS
C	SERVICE WIRE, NO. 6 AWG / LF						
	701213P	2022Q2	4	2,971.00	\$15,884	\$5.35	\$6.28
			4	2,971.00	\$15,884	\$5.35	\$6.28
	MODIFY EXISTING LOAD CENTER / LS						
	701375P	2022Q2	2	2.00	\$4,955	\$2,477.50	\$7,109.17
			2	2.00	\$4,955	\$2,477.50	\$7,109.17
	CONTROLLER, 8 PHASE / U						
	702009M	2022Q2	3	12.00	\$396,100	\$33,008.33	\$28,473.89
			3	12.00	\$396,100	\$33,008.33	\$28,473.89
	TRAFFIC SIGNAL STANDARD, ALUMINUM / U						
	702012M	2022Q2	4	36.00	\$143,150	\$3,976.39	\$4,188.03
			4	36.00	\$143,150	\$3,976.39	\$4,188.03
	SIGNAL STANDARD GREATER 50 FOOT, STEEL / U						
	702014M	2022Q2	1	3.00	\$47,250	\$15,750.00	\$18,375.00
			1	3.00	\$47,250	\$15,750.00	\$18,375.00
	TRAFFIC SIGNAL STANDARD, STEEL / U						
	702015M	2022Q2	3	44.00	\$365,800	\$8,313.64	\$9,398.89
			3	44.00	\$365,800	\$8,313.64	\$9,398.89
	PEDESTRIAN SIGNAL STANDARD / U						
	702018M	2022Q2	4	24.00	\$30,900	\$1,287.50	\$1,472.03
			4	24.00	\$30,900	\$1,287.50	\$1,472.03

WEIGHTED AVERAGE ITEM PRICE REPORT  
 BY REGION, ITEM, AND QUARTER

REGION	ITEM	CALENDAR QUARTER	NUMBER OF OCCUR'S	TOTAL QUANTITY	TOTAL DOLLARS	AVERAGE AWARDED PRICE	AVERAGE OF LOW 3 BIDDERS
C	TRAFFIC SIGNAL MAST ARM, ALUMINUM / U						
	702021M	2022Q2	4	31.00	\$145,900	\$4,706.45	\$4,433.65
			4	31.00	\$145,900	\$4,706.45	\$4,433.65
	TRAFFIC SIGNAL MAST ARM, STEEL / U						
	702024M	2022Q2	3	43.00	\$625,350	\$14,543.02	\$11,560.29
			3	43.00	\$625,350	\$14,543.02	\$11,560.29
	TRAFFIC ARM GREATER THAN 50 FOOT, STEEL / U						
	702025M	2022Q2	1	3.00	\$129,000	\$43,000.00	\$54,000.00
			1	3.00	\$129,000	\$43,000.00	\$54,000.00
	TRAFFIC SIGNAL CABLE, 2 CONDUCTOR / LF						
	702027P	2022Q2	4	11,171.00	\$39,802	\$3.56	\$3.64
			4	11,171.00	\$39,802	\$3.56	\$3.64
	TRAFFIC SIGNAL CABLE, 5 CONDUCTOR / LF						
	702030P	2022Q2	4	24,763.00	\$102,558	\$4.14	\$4.37
			4	24,763.00	\$102,558	\$4.14	\$4.37
	TRAFFIC SIGNAL CABLE, 10 CONDUCTOR / LF						
	702033P	2022Q2	4	50,899.00	\$269,967	\$5.30	\$5.81
			4	50,899.00	\$269,967	\$5.30	\$5.81
	TRAFFIC SIGNAL HEAD / U						
	702036M	2022Q2	5	303.00	\$502,775	\$1,659.32	\$1,586.61
			5	303.00	\$502,775	\$1,659.32	\$1,586.61

WEIGHTED AVERAGE ITEM PRICE REPORT  
BY REGION, ITEM, AND QUARTER

REGION	ITEM	CALENDAR QUARTER	NUMBER OF OCCUR'S	TOTAL QUANTITY	TOTAL DOLLARS	AVERAGE AWARDED PRICE	AVERAGE OF LOW 3 BIDDERS
C	PUSH BUTTON INSTALLATION / U						
	702038M	2022Q2	3	22.00	\$40,200	\$1,827.27	\$2,146.71
			3	22.00	\$40,200	\$1,827.27	\$2,146.71
	PEDESTRIAN SIGNAL HEAD / U						
	702039M	2022Q2	4	132.00	\$153,150	\$1,160.23	\$1,227.90
			4	132.00	\$153,150	\$1,160.23	\$1,227.90
	PUSH BUTTON / U						
	702042M	2022Q2	4	69.00	\$42,725	\$619.20	\$616.80
			4	69.00	\$42,725	\$619.20	\$616.80
	IMAGE DETECTOR / U						
	702045M	2022Q2	1	4.00	\$75,200	\$18,800.00	\$28,150.00
			1	4.00	\$75,200	\$18,800.00	\$28,150.00
	RADAR DETECTOR / U						
	702046M	2022Q2	3	44.00	\$709,750	\$16,130.68	\$13,053.88
			3	44.00	\$709,750	\$16,130.68	\$13,053.88
	LOOP DETECTOR / LF						
	702048M	2022Q1	1	50.00	\$500	\$10.00	\$9.00
			1	50.00	\$500	\$10.00	\$9.00
	GENERATOR AUXILIARY CABINET / U						
	702050M	2022Q2	3	23.00	\$318,600	\$13,852.17	\$10,766.18
			3	23.00	\$318,600	\$13,852.17	\$10,766.18

WEIGHTED AVERAGE ITEM PRICE REPORT  
BY REGION, ITEM, AND QUARTER

REGION	ITEM	CALENDAR QUARTER	NUMBER OF OCCUR'S	TOTAL QUANTITY	TOTAL DOLLARS	AVERAGE AWARDED PRICE	AVERAGE OF LOW 3 BIDDERS
C	INTERIM TRAFFIC SIGNAL SYSTEM, LOCATION / LS						
	702057M	2022Q2	23	23.00	\$498,800	\$21,686.96	\$30,110.99
			23	23.00	\$498,800	\$21,686.96	\$30,110.99
	CONTROLLER TURN-ON / U						
	702060M	2022Q2	3	17.00	\$270,000	\$15,882.35	\$12,882.43
			3	17.00	\$270,000	\$15,882.35	\$12,882.43
	BLANK-OUT SIGN / U						
	702091M	2022Q2	1	1.00	\$17,000	\$17,000.00	\$12,333.33
			1	1.00	\$17,000	\$17,000.00	\$12,333.33
	BACKPLATE / U						
	702093P	2022Q2	1	12.00	\$4,500	\$375.00	\$891.67
			1	12.00	\$4,500	\$375.00	\$891.67
	LIGHTING STANDARD ALUMINUM / U						
	703003M	2022Q2	5	42.00	\$151,600	\$3,609.52	\$3,792.28
			5	42.00	\$151,600	\$3,609.52	\$3,792.28
	LIGHTING MAST ARM ALUMINUM / U						
	703012M	2022Q2	3	25.00	\$32,975	\$1,319.00	\$1,596.67
			3	25.00	\$32,975	\$1,319.00	\$1,596.67
	LIGHTING MAST ARM STEEL / U						
	703015M	2022Q2	1	2.00	\$5,400	\$2,700.00	\$2,683.33
			1	2.00	\$5,400	\$2,700.00	\$2,683.33

WEIGHTED AVERAGE ITEM PRICE REPORT  
BY REGION, ITEM, AND QUARTER

REGION	ITEM	CALENDAR QUARTER	NUMBER OF OCCUR'S	TOTAL QUANTITY	TOTAL DOLLARS	AVERAGE AWARDED PRICE	AVERAGE OF LOW 3 BIDDERS
C	LUMINAIRE / U						
	703018M	2022Q2	5	87.00	\$189,400	\$2,177.01	\$2,029.71
			5	87.00	\$189,400	\$2,177.01	\$2,029.71
-----							
	TEMPORARY HIGHWAY LIGHTING SYSTEM / LS						
	703033P	2022Q2	3	3.00	\$36,000	\$12,000.00	\$39,666.67
			3	3.00	\$36,000	\$12,000.00	\$39,666.67
-----							
	ITS CONDUIT, TYPE A / LF						
	704002M	2022Q2	5	61,052.00	\$4,553,272	\$74.58	\$60.23
			5	61,052.00	\$4,553,272	\$74.58	\$60.23
-----							
	JUNCTION BOX ITS TYPE A / U						
	704003M	2022Q2	4	68.00	\$460,400	\$6,770.59	\$5,797.55
			4	68.00	\$460,400	\$6,770.59	\$5,797.55
-----							
	JUNCTION BOX ITS RELOCATION / U						
	704007M	2022Q2	1	15.00	\$46,500	\$3,100.00	\$3,833.33
			1	15.00	\$46,500	\$3,100.00	\$3,833.33
-----							
	JUNCTION BOX ITS TYPE C / U						
	704009M	2022Q2	2	4.00	\$11,200	\$2,800.00	\$3,041.67
			2	4.00	\$11,200	\$2,800.00	\$3,041.67
-----							
	METER CABINET ITS / U						
	704011M	2022Q2	1	1.00	\$5,400	\$5,400.00	\$5,433.33
			1	1.00	\$5,400	\$5,400.00	\$5,433.33
-----							

WEIGHTED AVERAGE ITEM PRICE REPORT  
 BY REGION, ITEM, AND QUARTER

REGION	ITEM	CALENDAR QUARTER	NUMBER OF OCCUR'S	TOTAL QUANTITY	TOTAL DOLLARS	AVERAGE AWARDED PRICE	AVERAGE OF LOW 3 BIDDERS
C	FOUNDATION, ITS / U						
	704014M	2022Q2	1	1.00	\$1,400	\$1,400.00	\$1,433.33
			1	1.00	\$1,400	\$1,400.00	\$1,433.33
	-----						
	FOUNDATION ITS TYPE D / U						
	704024M	2022Q2	1	1.00	\$2,300	\$2,300.00	\$2,333.33
			1	1.00	\$2,300	\$2,300.00	\$2,333.33
	-----						
	CONTROLLER MODIFICATIONS, TYPE ___ / U						
	704032M	2022Q2	3	7.00	\$45,300	\$6,471.43	\$7,904.76
			3	7.00	\$45,300	\$6,471.43	\$7,904.76
	-----						
	CONTROL CENTER SYSTEM, LOCATION NO. ___ / LS						
	704033P	2022Q2	3	3.00	\$58,900	\$19,633.33	\$25,255.56
			3	3.00	\$58,900	\$19,633.33	\$25,255.56
	-----						
	FOUNDATION CSS / U						
	704035M	2022Q2	1	1.00	\$12,000	\$12,000.00	\$12,000.00
			1	1.00	\$12,000	\$12,000.00	\$12,000.00
	-----						
	CAMERA STANDARD TYPE A / U						
	704048M	2022Q2	1	1.00	\$98,580	\$98,580.00	\$99,193.33
			1	1.00	\$98,580	\$98,580.00	\$99,193.33
	-----						
	CAMERA / U						
	704060M	2022Q2	1	2.00	\$15,400	\$7,700.00	\$7,800.00
			1	2.00	\$15,400	\$7,700.00	\$7,800.00
	-----						

WEIGHTED AVERAGE ITEM PRICE REPORT  
BY REGION, ITEM, AND QUARTER

REGION	ITEM	CALENDAR QUARTER	NUMBER OF OCCUR'S	TOTAL QUANTITY	TOTAL DOLLARS	AVERAGE AWARDED PRICE	AVERAGE OF LOW 3 BIDDERS
C	CONTROLLER, CAMERA / U						
	704063M	2022Q2	1	1.00	\$49,850	\$49,850.00	\$49,950.00
			1	1.00	\$49,850	\$49,850.00	\$49,950.00
	FIBER OPTIC CABLE TYPE D / LF						
	704075P	2022Q2	1	1,275.00	\$12,559	\$9.85	\$51.95
			1	1,275.00	\$12,559	\$9.85	\$51.95
	FIBER OPTIC CABLE TYPE G / LF						
	704076P	2022Q2	1	23,295.00	\$372,720	\$16.00	\$13.75
			1	23,295.00	\$372,720	\$16.00	\$13.75
	FIBER OPTIC CABLE TYPE F / LF						
	704081P	2022Q2	1	10,490.00	\$104,900	\$10.00	\$13.00
			1	10,490.00	\$104,900	\$10.00	\$13.00
	CONTROLLER, CTSS / U						
	704084M	2022Q2	1	7.00	\$609,000	\$87,000.00	\$105,000
			1	7.00	\$609,000	\$87,000.00	\$105,000
	CONTROLLER, CTSS TURN ON / U						
	704090M	2022Q2	2	8.00	\$132,400	\$16,550.00	\$14,391.67
			2	8.00	\$132,400	\$16,550.00	\$14,391.67
	ADAPTIVE IMAGE DETECTOR, CTSS / U						
	704092M	2022Q2	1	30.00	\$567,000	\$18,900.00	\$20,633.33
			1	30.00	\$567,000	\$18,900.00	\$20,633.33

WEIGHTED AVERAGE ITEM PRICE REPORT  
BY REGION, ITEM, AND QUARTER

REGION	ITEM	CALENDAR QUARTER	NUMBER OF OCCUR'S	TOTAL QUANTITY	TOTAL DOLLARS	AVERAGE AWARDED PRICE	AVERAGE OF LOW 3 BIDDERS
C	TVS ROADWAY DEVICES 1 LANES / U						
	704204M	2022Q2	1	3.00	\$34,500	\$11,500.00	\$9,333.33
			1	3.00	\$34,500	\$11,500.00	\$9,333.33
-----							
	REMOVAL, RELOCATION OF ELECTRICAL / LS						
	706005P	2022Q2	1	1.00	\$120,000	\$120,000	\$58,333.33
			1	1.00	\$120,000	\$120,000	\$58,333.33
-----							
	SELECTIVE THINNING / SY						
	801006M	2022Q2	4	1,058.00	\$27,128	\$25.64	\$33.08
			4	1,058.00	\$27,128	\$25.64	\$33.08
-----							
	SELECTIVE CLEARING / SY						
	801012M	2022Q2	2	5,100.00	\$18,500	\$3.63	\$8.43
			2	5,100.00	\$18,500	\$3.63	\$8.43
-----							
	TRIMMING EXISTING TREE, OVER 6" TO 12" D / U						
	802003M	2022Q2	2	30.00	\$2,875	\$95.83	\$200.28
			2	30.00	\$2,875	\$95.83	\$200.28
-----							
	TRIMMING EXISTING TREE, OVER 12" TO 18" / U						
	802006M	2022Q2	2	4.00	\$450	\$112.50	\$517.50
			2	4.00	\$450	\$112.50	\$517.50
-----							
	TRIMMING EXISTING TREE, OVER 18" TO 24" / U						
	802009M	2022Q2	4	12.00	\$15,091	\$1,257.58	\$793.18

(item continued)



WEIGHTED AVERAGE ITEM PRICE REPORT  
BY REGION, ITEM, AND QUARTER

REGION	ITEM	CALENDAR QUARTER	NUMBER OF OCCUR'S	TOTAL QUANTITY	TOTAL DOLLARS	AVERAGE AWARDED PRICE	AVERAGE OF LOW 3 BIDDERS
C	TRIMMING EXISTING TREE, OVER 18" TO 24" / U						
	802009M	2022Q3	1	2.00	\$7,153	\$3,576.50	\$3,576.50
			5	14.00	\$22,244	\$1,588.86	\$1,190.79
	TRIMMING EXISTING TREE, OVER 24" TO 30" / U						
	802012M	2022Q2	2	4.00	\$875	\$218.75	\$1,082.58
		2022Q3	1	2.00	\$8,215	\$4,107.50	\$4,107.50
			3	6.00	\$9,090	\$1,515.00	\$2,090.89
	TRIMMING EXISTING TREE, OVER 30" TO 36" / U						
	802015M	2022Q2	1	3.00	\$75	\$25.00	\$72.50
		2022Q3	1	3.00	\$13,943	\$4,647.50	\$4,647.50
			2	6.00	\$14,018	\$2,336.25	\$2,360.00
	TRIMMING EXISTING TREE, OVER 36" DIAMETE / U						
	802018M	2022Q2	1	3.00	\$75	\$25.00	\$72.50
			1	3.00	\$75	\$25.00	\$72.50
	TREE REMOVAL, OVER 6" TO 12" DIAMETER / U						
	802021M	2022Q2	3	41.00	\$16,495	\$402.32	\$541.55
			3	41.00	\$16,495	\$402.32	\$541.55
	TREE REMOVAL, OVER 12" TO 18" DIAMETER / U						
	802024M	2022Q2	3	10.00	\$5,560	\$556.00	\$677.00
		2022Q4	1	1.00	\$5,546	\$5,546.00	\$5,546.00
			4	11.00	\$11,106	\$1,009.64	\$1,119.64

WEIGHTED AVERAGE ITEM PRICE REPORT  
BY REGION, ITEM, AND QUARTER

REGION	ITEM	CALENDAR QUARTER	NUMBER OF OCCUR'S	TOTAL QUANTITY	TOTAL DOLLARS	AVERAGE AWARDED PRICE	AVERAGE OF LOW 3 BIDDERS
C	TREE REMOVAL, OVER 18" TO 24" DIAMETER / U						
	802027M	2022Q2	4	14.00	\$16,020	\$1,144.29	\$1,340.52
			4	14.00	\$16,020	\$1,144.29	\$1,340.52
	TREE REMOVAL, OVER 24" TO 30" DIAMETER / U						
	802030M	2022Q2	4	12.00	\$15,015	\$1,251.25	\$1,716.56
			4	12.00	\$15,015	\$1,251.25	\$1,716.56
	TREE REMOVAL, OVER 30" TO 36" DIAMETER / U						
	802033M	2022Q2	2	11.00	\$13,750	\$1,250.00	\$1,540.91
			2	11.00	\$13,750	\$1,250.00	\$1,540.91
	TREE REMOVAL, OVER 36" DIAMETER / U						
	802036M	2022Q2	1	3.00	\$4,500	\$1,500.00	\$900.00
			1	3.00	\$4,500	\$1,500.00	\$900.00
	PREPARATION OF EXISTING SOIL / SY						
	803006M	2022Q2	1	1,241.00	\$5,460	\$4.40	\$4.47
			1	1,241.00	\$5,460	\$4.40	\$4.47
	TOPSOIL SPREADING ___" THICK / SY						
	804000P	2022Q1	3	11,253.00	\$18,809	\$1.67	\$3.01
		2022Q2	10	87,822.00	\$489,946	\$5.58	\$5.19
		2022Q3	1	578.00	\$8,092	\$14.00	\$12.00
			14	99,653.00	\$516,847	\$5.19	\$4.98

WEIGHTED AVERAGE ITEM PRICE REPORT  
BY REGION, ITEM, AND QUARTER

REGION	ITEM	CALENDAR QUARTER	NUMBER OF OCCUR'S	TOTAL QUANTITY	TOTAL DOLLARS	AVERAGE AWARDED PRICE	AVERAGE OF LOW 3 BIDDERS
C	SUBSOIL / CY						
	804001P	2022Q2	1	619.00	\$6	\$0.01	\$33.34
			1	619.00	\$6	\$0.01	\$33.34
	PLANT PIT SOIL / CY						
	804014P	2022Q2	4	429.00	\$25,357	\$59.11	\$71.03
			4	429.00	\$25,357	\$59.11	\$71.03
	BORROW TOPSOIL / CY						
	804015P	2022Q1	3	1,574.00	\$8,113	\$5.15	\$6.80
		2022Q2	6	1,518.00	\$56,038	\$36.92	\$54.83
			9	3,092.00	\$64,151	\$20.75	\$30.38
	BIORETENTION SOIL MIXTURE / CY						
	804030P	2022Q2	1	205.00	\$16,400	\$80.00	\$87.33
			1	205.00	\$16,400	\$80.00	\$87.33
	TURF REPAIR STRIP / LF						
	805003M	2022Q1	4	9,040.00	\$23,025	\$2.55	\$2.69
		2022Q2	3	2,099.00	\$48,096	\$22.91	\$13.79
		2022Q3	2	3,121.00	\$97,188	\$31.14	\$23.71
			9	14,260.00	\$168,309	\$11.80	\$8.92
	STABILIZED TURF / SY						
	805005M	2022Q2	1	6.00	\$330	\$55.00	\$70.00
		2022Q3	3	959.00	\$96,799	\$100.94	\$141.98
			4	965.00	\$97,129	\$100.65	\$141.53

WEIGHTED AVERAGE ITEM PRICE REPORT  
 BY REGION, ITEM, AND QUARTER

REGION	ITEM	CALENDAR QUARTER	NUMBER OF OCCUR'S	TOTAL QUANTITY	TOTAL DOLLARS	AVERAGE AWARDED PRICE	AVERAGE OF LOW 3 BIDDERS
C	FERTILIZING AND SEEDING, TYPE A / SY						
	806003P	2022Q1	1	5,000.00	\$50	\$0.01	\$0.18
		2022Q2	1	38.00	\$114	\$3.00	\$4.67
		2022Q3	1	578.00	\$665	\$1.15	\$3.08
			3	5,616.00	\$829	\$0.15	\$0.51
	FERTILIZING AND SEEDING, TYPE A-3 / SY						
	806006P	2022Q1	2	6,253.00	\$4,690	\$0.75	\$0.97
		2022Q2	6	34,084.00	\$56,589	\$1.66	\$1.61
			8	40,337.00	\$61,279	\$1.52	\$1.51
	FERTILIZING AND SEEDING, TYPE F / SY						
	806018P	2022Q2	4	11,557.00	\$18,324	\$1.59	\$1.67
			4	11,557.00	\$18,324	\$1.59	\$1.67
	FERTILIZING AND SEEDING, TYPE R / SY						
	806020P	2022Q2	1	63.00	\$331	\$5.25	\$7.50
			1	63.00	\$331	\$5.25	\$7.50
	FERTILIZING AND SEEDING, TYPE PINELANDS / SY						
	806027P	2022Q2	1	1,004.00	\$2,159	\$2.15	\$2.52
			1	1,004.00	\$2,159	\$2.15	\$2.52
	WILDFLOWER SEEDING / SY						
	806030P	2022Q2	4	6,044.00	\$18,325	\$3.03	\$3.86
			4	6,044.00	\$18,325	\$3.03	\$3.86

WEIGHTED AVERAGE ITEM PRICE REPORT  
BY REGION, ITEM, AND QUARTER

REGION	ITEM	CALENDAR QUARTER	NUMBER OF OCCUR'S	TOTAL QUANTITY	TOTAL DOLLARS	AVERAGE AWARDED PRICE	AVERAGE OF LOW 3 BIDDERS
C	FERTILIZING AND SEEDING, LOW MAINTENANCE / SY						
	806033P	2022Q2	3	54,908.00	\$88,658	\$1.61	\$1.85
			3	54,908.00	\$88,658	\$1.61	\$1.85
	TOPSOIL STABILIZATION, TYPE 1 MAT / SY						
	807003M	2022Q2	1	21.00	\$231	\$11.00	\$14.50
			1	21.00	\$231	\$11.00	\$14.50
	TOPSOIL STABILIZATION, TYPE 4 MAT / SY						
	807012M	2022Q2	1	500.00	\$2,150	\$4.30	\$5.60
			1	500.00	\$2,150	\$4.30	\$5.60
	STRAW MULCHING / SY						
	809003M	2022Q1	3	11,253.00	\$4,740	\$0.42	\$0.48
		2022Q2	7	20,656.00	\$25,295	\$1.22	\$1.09
		2022Q3	1	578.00	\$376	\$0.65	\$2.83
			11	32,487.00	\$30,410	\$0.94	\$0.91
	FIBER MULCHING / SY						
	809006M	2022Q2	3	78,630.00	\$86,100	\$1.10	\$1.71
			3	78,630.00	\$86,100	\$1.10	\$1.71
	GRAVEL MULCHING / SY						
	809012M	2022Q2	1	287.00	\$1,794	\$6.25	\$11.67
			1	287.00	\$1,794	\$6.25	\$11.67

WEIGHTED AVERAGE ITEM PRICE REPORT  
 BY REGION, ITEM, AND QUARTER

REGION	ITEM	CALENDAR QUARTER	NUMBER OF OCCUR'S	TOTAL QUANTITY	TOTAL DOLLARS	AVERAGE AWARDED PRICE	AVERAGE OF LOW 3 BIDDERS
C	WOOD MULCHING / SY						
	809018M	2022Q2	3	3,646.00	\$4,486	\$1.23	\$3.26
			3	3,646.00	\$4,486	\$1.23	\$3.26
	WOOD MULCHING, 2" THICK / SY						
	809021M	2022Q2	1	2,749.00	\$2,749	\$1.00	\$1.92
			1	2,749.00	\$2,749	\$1.00	\$1.92
	MOWING / ACRE						
	810003M	2022Q2	2	34.00	\$14,940	\$439.41	\$425.88
			2	34.00	\$14,940	\$439.41	\$425.88
	MOWING / SY						
	810006M	2022Q2	1	250.00	\$2,500	\$10.00	\$9.00
			1	250.00	\$2,500	\$10.00	\$9.00
	LARGE DECIDUOUS TREE, 3-3 1/2" CALIPER, / U						
	811003M	2022Q2	1	27.00	\$21,195	\$785.00	\$878.33
			1	27.00	\$21,195	\$785.00	\$878.33
	LARGE DECIDUOUS TREE, 2 1/2-3" CALIPER, / U						
	811004M	2022Q2	1	70.00	\$36,750	\$525.00	\$608.33
			1	70.00	\$36,750	\$525.00	\$608.33
	LARGE DECIDUOUS TREE, 2-2 1/2" CALIPER, / U						
	811006M	2022Q2	2	58.00	\$35,900	\$618.97	\$704.97
			2	58.00	\$35,900	\$618.97	\$704.97

WEIGHTED AVERAGE ITEM PRICE REPORT  
BY REGION, ITEM, AND QUARTER

REGION	ITEM	CALENDAR QUARTER	NUMBER OF OCCUR'S	TOTAL QUANTITY	TOTAL DOLLARS	AVERAGE AWARDED PRICE	AVERAGE OF LOW 3 BIDDERS
C	LARGE DECID TREE 10-12' HIGH, MULTI STEM / U						
	811016M	2022Q2	2	58.00	\$36,765	\$633.88	\$701.98
			2	58.00	\$36,765	\$633.88	\$701.98
	SMALL DECIDUOUS TREE, 2-2 1/2" CALIPER, / U						
	811024M	2022Q2	1	47.00	\$25,850	\$550.00	\$540.00
			1	47.00	\$25,850	\$550.00	\$540.00
	SMALL DECIDUOUS TREE, 6-7' HIGH B&B / U						
	811029M	2022Q2	2	19.00	\$10,765	\$566.58	\$554.65
			2	19.00	\$10,765	\$566.58	\$554.65
	SMALL DECIDUOUS TREE, 7-8' HIGH, B&B / U						
	811031M	2022Q2	1	48.00	\$31,200	\$650.00	\$633.33
			1	48.00	\$31,200	\$650.00	\$633.33
	EVERGREEN TREE, 7-8' HIGH B&B / U						
	811037M	2022Q2	2	122.00	\$71,075	\$582.58	\$604.78
			2	122.00	\$71,075	\$582.58	\$604.78
	EVERGREEN TREE, 6-7' HIGH, B&B / U						
	811039M	2022Q2	1	20.00	\$9,400	\$470.00	\$531.67
			1	20.00	\$9,400	\$470.00	\$531.67
	DECIDUOUS SHRUB, 18-24" HIGH, #3 CONTAIN / U						
	811063M	2022Q2	1	45.00	\$2,700	\$60.00	\$90.00
			1	45.00	\$2,700	\$60.00	\$90.00

WEIGHTED AVERAGE ITEM PRICE REPORT  
BY REGION, ITEM, AND QUARTER

REGION	ITEM	CALENDAR QUARTER	NUMBER OF OCCUR'S	TOTAL QUANTITY	TOTAL DOLLARS	AVERAGE AWARDED PRICE	AVERAGE OF LOW 3 BIDDERS
C	DECIDUOUS SHRUB, 24-36" HIGH, CONTAINER / U						
	811067M	2022Q2	1	1,512.00	\$97,524	\$64.50	\$73.17
			1	1,512.00	\$97,524	\$64.50	\$73.17
	EVERGREEN SHRUB, 18-24" HIGH, #3 CONTAIN / U						
	811078M	2022Q2	1	170.00	\$10,030	\$59.00	\$71.33
			1	170.00	\$10,030	\$59.00	\$71.33
	PERENNIAL, 2" PLUG / U						
	811120M	2022Q2	1	18,034.00	\$82,956	\$4.60	\$4.37
			1	18,034.00	\$82,956	\$4.60	\$4.37
	BULB / U						
	811123M	2022Q2	2	26,419.00	\$27,671	\$1.05	\$4.13
			2	26,419.00	\$27,671	\$1.05	\$4.13
	PLANT ESTABLISHMENT PERIOD / LS						
	811138M	2022Q2	4	4.00	\$27,400	\$6,850.00	\$19,220.83
			4	4.00	\$27,400	\$6,850.00	\$19,220.83
	WATERING / MG						
	811165M	2022Q2	4	114.00	\$32,570	\$285.70	\$304.33
			4	114.00	\$32,570	\$285.70	\$304.33
	MISCELLANEOUS CONCRETE / CY						
	903006M	2022Q2	1	40.00	\$10,000	\$250.00	\$150.00
			1	40.00	\$10,000	\$250.00	\$150.00



WEIGHTED AVERAGE ITEM PRICE REPORT  
BY REGION, ITEM, AND QUARTER

REGION	ITEM	CALENDAR QUARTER	NUMBER OF OCCUR'S	TOTAL QUANTITY	TOTAL DOLLARS	AVERAGE AWARDED PRICE	AVERAGE OF LOW 3 BIDDERS
C	INSPECTION OF UNITS / U						
	MMA001M	2022Q2	1	25.00	\$25,000	\$1,000.00	\$1,000.00
			1	25.00	\$25,000	\$1,000.00	\$1,000.00
	FORCE ACCOUNT LABOR, EQUIPMENT & MATERIA / DOLL						
	MMB091M	2022Q2	1	80,000.00	\$80,000	\$1.00	\$1.00
			1	80,000.00	\$80,000	\$1.00	\$1.00
	CREW COORDINATOR / HOUR						
	MMB092M	2022Q4	2	1,500.00	\$210,000	\$140.00	\$140.00
			2	1,500.00	\$210,000	\$140.00	\$140.00
	LANE CLOSURES / HOUR						
	MMB172M	2022Q4	2	16,400.00	\$101,594	\$6.19	\$2.40
			2	16,400.00	\$101,594	\$6.19	\$2.40
	SOLID WASTE DISPOSAL / DOLL						
	MMB173M	2022Q4	2	30,000.00	\$30,000	\$1.00	\$1.00
			2	30,000.00	\$30,000	\$1.00	\$1.00
	REPAIR CATEGORY "A" / HOUR						
	MMB181M	2022Q2	1	165.00	\$297,000	\$1,800.00	\$1,775.00
			1	165.00	\$297,000	\$1,800.00	\$1,775.00
	LABOR CREW / HOUR						
	MMB186M	2022Q4	4	32,800.00	\$15,889,410	\$484.43	\$523.67
			4	32,800.00	\$15,889,410	\$484.43	\$523.67

WEIGHTED AVERAGE ITEM PRICE REPORT  
BY REGION, ITEM, AND QUARTER

REGION	ITEM	CALENDAR QUARTER	NUMBER OF OCCUR'S	TOTAL QUANTITY	TOTAL DOLLARS	AVERAGE AWARDED PRICE	AVERAGE OF LOW 3 BIDDERS
C	RETROFIT COVER PLATE FOR INLET CURB PIEC / U						
	MMD042M	2022Q1	1	10.00	\$4,000	\$400.00	\$312.33
			1	10.00	\$4,000	\$400.00	\$312.33
	CONDUIT CLEARING / LF						
	MME002M	2022Q1	1	400.00	\$4,000	\$10.00	\$19.50
			1	400.00	\$4,000	\$10.00	\$19.50
	FOUNDATION REMOVAL, ELECTRICAL / U						
	MME008M	2022Q1	1	150.00	\$63,750	\$425.00	\$462.50
			1	150.00	\$63,750	\$425.00	\$462.50
	TRANSITE JUNCTION BOX REMOVAL / U						
	MME009M	2022Q1	1	75.00	\$30,000	\$400.00	\$600.00
			1	75.00	\$30,000	\$400.00	\$600.00
	TROUBLESHOOTING / MH						
	MME010M	2022Q1	1	175.00	\$52,500	\$300.00	\$524.50
			1	175.00	\$52,500	\$300.00	\$524.50
	BASE DOOR, TYPE T/C / U						
	MME011M	2022Q1	1	10.00	\$900	\$90.00	\$143.50
			1	10.00	\$900	\$90.00	\$143.50
	BASE DOOR, TYPE K / U						
	MME012M	2022Q1	1	10.00	\$950	\$95.00	\$150.00
			1	10.00	\$950	\$95.00	\$150.00

WEIGHTED AVERAGE ITEM PRICE REPORT  
 BY REGION, ITEM, AND QUARTER

REGION	ITEM	CALENDAR QUARTER	NUMBER OF OCCUR'S	TOTAL QUANTITY	TOTAL DOLLARS	AVERAGE AWARDED PRICE	AVERAGE OF LOW 3 BIDDERS
C	BASE DOOR, TYPE P / U						
	MME013M	2022Q1	1	10.00	\$850	\$85.00	\$137.00
			1	10.00	\$850	\$85.00	\$137.00
	PEDESTRIAN LED INSTALLATION / U						
	MME015M	2022Q1	1	3.00	\$1,020	\$340.00	\$380.50
			1	3.00	\$1,020	\$340.00	\$380.50
	HIGHWAY LIGHTING BALLAST INSTALLATION / U						
	MME017M	2022Q1	1	10.00	\$4,500	\$450.00	\$450.00
			1	10.00	\$4,500	\$450.00	\$450.00
	HIGHWAY LIGHTING RELAMPING / U						
	MME024M	2022Q1	1	75.00	\$22,500	\$300.00	\$275.00
			1	75.00	\$22,500	\$300.00	\$275.00
	BASE DOOR, TYPE L / U						
	MME026M	2022Q1	1	20.00	\$1,200	\$60.00	\$124.50
			1	20.00	\$1,200	\$60.00	\$124.50
	PEC REPLACEMENT / U						
	MME027M	2022Q1	1	5.00	\$325	\$65.00	\$182.00
			1	5.00	\$325	\$65.00	\$182.00
	SIGN LUMINAIRE INSTALLATION / U						
	MME055M	2022Q1	1	175.00	\$428,750	\$2,450.00	\$2,226.50
			1	175.00	\$428,750	\$2,450.00	\$2,226.50

WEIGHTED AVERAGE ITEM PRICE REPORT  
BY REGION, ITEM, AND QUARTER

REGION	ITEM	CALENDAR QUARTER	NUMBER OF OCCUR'S	TOTAL QUANTITY	TOTAL DOLLARS	AVERAGE AWARDED PRICE	AVERAGE OF LOW 3 BIDDERS
C	LED TYPE R-ARROW-R / U						
	MME068M	2022Q1	1	50.00	\$5,500	\$110.00	\$185.50
			1	50.00	\$5,500	\$110.00	\$185.50
	LED TYPE A-ARROW-R / U						
	MME069M	2022Q1	1	50.00	\$5,500	\$110.00	\$185.50
			1	50.00	\$5,500	\$110.00	\$185.50
	LED TYPE G-ARROW-R / U						
	MME070M	2022Q1	1	50.00	\$5,500	\$110.00	\$185.50
			1	50.00	\$5,500	\$110.00	\$185.50
	LED TYPE A/G-ARROW-R / U						
	MME071M	2022Q1	1	45.00	\$7,425	\$165.00	\$249.00
			1	45.00	\$7,425	\$165.00	\$249.00
	TRAFFIC DIRECTORS / MH						
	MME084M	2022Q1	1	350.00	\$29,750	\$85.00	\$105.00
			1	350.00	\$29,750	\$85.00	\$105.00
	VISOR REPLACEMENT / U						
	MME085M	2022Q1	1	45.00	\$2,925	\$65.00	\$92.50
			1	45.00	\$2,925	\$65.00	\$92.50
	ROADWAY JUNCTION BOX / U						
	MME090M	2022Q1	1	1.00	\$350	\$350.00	\$675.00
			1	1.00	\$350	\$350.00	\$675.00

WEIGHTED AVERAGE ITEM PRICE REPORT  
BY REGION, ITEM, AND QUARTER

REGION	ITEM	CALENDAR QUARTER	NUMBER OF OCCUR'S	TOTAL QUANTITY	TOTAL DOLLARS	AVERAGE AWARDED PRICE	AVERAGE OF LOW 3 BIDDERS
C	LED TYPE 12 RAG / U						
	MME091M	2022Q1	1	425.00	\$148,750	\$350.00	\$499.00
			1	425.00	\$148,750	\$350.00	\$499.00
	LED TYPE 8 RAG / U						
	MME092M	2022Q1	1	350.00	\$119,000	\$340.00	\$485.50
			1	350.00	\$119,000	\$340.00	\$485.50
	LIGHTING ASSEMBLIES, TYPE L-R-X / U						
	MME093M	2022Q1	1	2.00	\$920	\$460.00	\$833.00
			1	2.00	\$920	\$460.00	\$833.00
	LIGHTING ASSEMBLIES, TYPE L-R-CF / U						
	MME094M	2022Q1	1	2.00	\$920	\$460.00	\$833.00
			1	2.00	\$920	\$460.00	\$833.00
	LIGHTING ASSEMBLIES, TYPE L-R-V-X / U						
	MME095M	2022Q1	1	2.00	\$1,900	\$950.00	\$1,459.50
			1	2.00	\$1,900	\$950.00	\$1,459.50
	LIGHTING ASSEMBLIES, TYPE L-R-MG / U						
	MME096M	2022Q1	1	2.00	\$2,170	\$1,085.00	\$1,539.50
			1	2.00	\$2,170	\$1,085.00	\$1,539.50
	LIGHTING ASSEMBLIES, TYPE L-R-U-W / U						
	MME097M	2022Q1	1	2.00	\$4,000	\$2,000.00	\$2,539.00
			1	2.00	\$4,000	\$2,000.00	\$2,539.00

WEIGHTED AVERAGE ITEM PRICE REPORT  
BY REGION, ITEM, AND QUARTER

REGION	ITEM	CALENDAR QUARTER	NUMBER OF OCCUR'S	TOTAL QUANTITY	TOTAL DOLLARS	AVERAGE AWARDED PRICE	AVERAGE OF LOW 3 BIDDERS
C	LIGHTING ASSEMBLIES, TYPE L-R-U-P / U						
	MME098M	2022Q1	1	2.00	\$4,000	\$2,000.00	\$2,177.50
			1	2.00	\$4,000	\$2,000.00	\$2,177.50
	TOWER RELAMPING / U						
	MME100M	2022Q1	1	8.00	\$13,200	\$1,650.00	\$5,109.50
			1	8.00	\$13,200	\$1,650.00	\$5,109.50
	TOWER LUMINAIRE INSTALLATION / U						
	MME101M	2022Q1	1	8.00	\$17,960	\$2,245.00	\$2,242.00
			1	8.00	\$17,960	\$2,245.00	\$2,242.00
	LIGHTING ASSEMBLIES INSTALLATION / U						
	MME102M	2022Q1	1	70.00	\$35,000	\$500.00	\$555.00
			1	70.00	\$35,000	\$500.00	\$555.00
	LIGHTING ASSEMBLIES, TYPE L-R-40-Y / U						
	MME103M	2022Q1	1	2.00	\$880	\$440.00	\$806.50
			1	2.00	\$880	\$440.00	\$806.50
	FUSE KITS / U						
	MME108M	2022Q1	1	75.00	\$5,625	\$75.00	\$192.00
			1	75.00	\$5,625	\$75.00	\$192.00
	FOUNDATION, TYPE PBI / U						
	MME122M	2022Q1	1	10.00	\$2,500	\$250.00	\$275.00
			1	10.00	\$2,500	\$250.00	\$275.00

WEIGHTED AVERAGE ITEM PRICE REPORT  
BY REGION, ITEM, AND QUARTER

REGION	ITEM	CALENDAR QUARTER	NUMBER OF OCCUR'S	TOTAL QUANTITY	TOTAL DOLLARS	AVERAGE AWARDED PRICE	AVERAGE OF LOW 3 BIDDERS
C	ADA Push Button Installation / U						
	MME139M	2022Q1	1	40.00	\$8,400	\$210.00	\$315.50
			1	40.00	\$8,400	\$210.00	\$315.50
	RADAR DETECTION SYSTEM, 1 RADAR / U						
	MME143M	2022Q1	1	1.00	\$13,755	\$13,755.00	\$12,751.67
			1	1.00	\$13,755	\$13,755.00	\$12,751.67
	RADAR DETECTION SYSTEM, 2 RADAR / U						
	MME144M	2022Q1	1	11.00	\$225,225	\$20,475.00	\$19,725.00
			1	11.00	\$225,225	\$20,475.00	\$19,725.00
	RADAR DETECTION SYSTEM, 3 RADAR / U						
	MME145M	2022Q1	2	3.00	\$91,560	\$30,520.00	\$29,395.56
			2	3.00	\$91,560	\$30,520.00	\$29,395.56
	RADAR DETECTION SYSTEM, 4 RADAR / U						
	MME146M	2022Q1	1	2.00	\$82,110	\$41,055.00	\$38,851.67
			1	2.00	\$82,110	\$41,055.00	\$38,851.67
	POLE BRIDGE REPLACEMENT / EACH						
	MME149M	2022Q1	1	40.00	\$136,000	\$3,400.00	\$2,547.50
			1	40.00	\$136,000	\$3,400.00	\$2,547.50
	TRAFFIC CONTROL TRUCK WITH MOUNTED CRASH / DAY						
	MMG008M	2022Q1	1	500.00	\$500	\$1.00	\$0.67
			1	500.00	\$500	\$1.00	\$0.67

WEIGHTED AVERAGE ITEM PRICE REPORT  
BY REGION, ITEM, AND QUARTER

REGION	ITEM	CALENDAR QUARTER	NUMBER OF OCCUR'S	TOTAL QUANTITY	TOTAL DOLLARS	AVERAGE AWARDED PRICE	AVERAGE OF LOW 3 BIDDERS
C	TELEPHONE SERVICE / DOLL						
	MMG010M	2022Q2	1	1,500.00	\$1,500	\$1.00	\$1.00
		2022Q4	2	5,500.00	\$5,500	\$1.00	\$1.00
			3	7,000.00	\$7,000	\$1.00	\$1.00
-----							
	Adjustment Factor - Normal Working Hours / PCT						
	MMG011M	2022Q2	1	2,586,206.00	\$2,327,585	\$0.90	\$0.98
			1	2,586,206.00	\$2,327,585	\$0.90	\$0.98
-----							
	FIELD OFFICE EQUIPMENT / DOLL						
	MMG018M	2022Q2	2	1,500.00	\$1,500	\$1.00	\$1.00
			2	1,500.00	\$1,500	\$1.00	\$1.00
-----							
	OVERTIME DIFFERENTIAL (OD) / DOLL						
	MMG025M	2022Q4	2	200,000.00	\$200,000	\$1.00	\$1.00
			2	200,000.00	\$200,000	\$1.00	\$1.00
-----							
	DISPOSAL OF REGULATED MATERIAL / DOLL						
	MMG027M	2022Q4	2	30,000.00	\$30,000	\$1.00	\$1.00
			2	30,000.00	\$30,000	\$1.00	\$1.00
-----							
	STEEL POST FOR END TREATMENT / U						
	MMG030M	2022Q2	1	110.00	\$44,000	\$400.00	\$260.00
			1	110.00	\$44,000	\$400.00	\$260.00
-----							
	ATTACHMENT TO STRUCTURE / LF						
	MMG032M	2022Q2	2	20.00	\$1,510	\$75.50	\$88.00
			2	20.00	\$1,510	\$75.50	\$88.00
-----							



WEIGHTED AVERAGE ITEM PRICE REPORT  
 BY REGION, ITEM, AND QUARTER

REGION	ITEM	CALENDAR QUARTER	NUMBER OF OCCUR'S	TOTAL QUANTITY	TOTAL DOLLARS	AVERAGE AWARDED PRICE	AVERAGE OF LOW 3 BIDDERS
C	ATTACHMENT TO STRUCTURE / U						
	MMG033M	2022Q2	1	10.00	\$10	\$1.00	\$1.00
			1	10.00	\$10	\$1.00	\$1.00
	RIPRAP STONE SLOPE PROTECTION / T						
	MMG036M	2022Q1	1	50.00	\$500	\$10.00	\$11.67
			1	50.00	\$500	\$10.00	\$11.67
	SCOOP TUNNEL VISOR / U						
	MMG055M	2022Q1	1	100.00	\$7,500	\$75.00	\$97.50
			1	100.00	\$7,500	\$75.00	\$97.50
	CRANE / MH						
	MMG056M	2022Q1	1	24.00	\$18,000	\$750.00	\$1,211.50
			1	24.00	\$18,000	\$750.00	\$1,211.50
	DISPOSAL OF REGULATED MATERIAL HAZARDOUS / DOLL						
	MMG064M	2022Q4	2	35,000.00	\$35,000	\$1.00	\$1.00
			2	35,000.00	\$35,000	\$1.00	\$1.00
	DREDG, PROCESSING, TRNSPRT, PLACE UPLAND / CY						
	MMG094M	2022Q3	1	19,071.00	\$2,398,178	\$125.75	\$170.25
			1	19,071.00	\$2,398,178	\$125.75	\$170.25
	ADJUSTMENT FACTOR / PCT						
	MMG095M	2022Q2	1	11000000.00	\$9,326,900	\$0.85	\$0.86
			1	11,000,000	\$9,326,900	\$0.85	\$0.86

WEIGHTED AVERAGE ITEM PRICE REPORT  
BY REGION, ITEM, AND QUARTER

REGION	ITEM	CALENDAR QUARTER	NUMBER OF OCCUR'S	TOTAL QUANTITY	TOTAL DOLLARS	AVERAGE AWARDED PRICE	AVERAGE OF LOW 3 BIDDERS
C	BOLLARD / U						
	MMI003M	2022Q1	1	4.00	\$1,000	\$250.00	\$300.00
			1	4.00	\$1,000	\$250.00	\$300.00
-----							
	CONSTRUCTION LAYOUT / DAY						
	MMR001M	2022Q1	1	20.00	\$20	\$1.00	\$0.67
			1	20.00	\$20	\$1.00	\$0.67
-----							
	SPECIAL MOBILIZATION / U						
	MMR005M	2022Q2	1	10.00	\$20,000	\$2,000.00	\$2,000.00
			1	10.00	\$20,000	\$2,000.00	\$2,000.00
-----							
	EMERGENCY MOBILIZATION / U						
	MMR006M	2022Q1	1	3.00	\$30,000	\$10,000.00	\$10,000.00
		2022Q2	2	35.00	\$135,000	\$3,857.14	\$3,857.14
			3	38.00	\$165,000	\$4,342.11	\$4,342.11
-----							
	ATTACHMENT TO STRUCTURE, TYPE A / U						
	MMR047M	2022Q2	1	10.00	\$28,000	\$2,800.00	\$2,000.00
			1	10.00	\$28,000	\$2,800.00	\$2,000.00
-----							
	ATTACHMENT TO STRUCTURE, TYPE B / U						
	MMR048M	2022Q2	1	10.00	\$1,100	\$110.00	\$130.00
			1	10.00	\$1,100	\$110.00	\$130.00
-----							
	BUFFER END PIECES FOR END TREATMENTS / U						
	MMR055M	2022Q2	1	30.00	\$1,500	\$50.00	\$47.50
			1	30.00	\$1,500	\$50.00	\$47.50
-----							

WEIGHTED AVERAGE ITEM PRICE REPORT  
BY REGION, ITEM, AND QUARTER

REGION	ITEM	CALENDAR QUARTER	NUMBER OF OCCUR'S	TOTAL QUANTITY	TOTAL DOLLARS	AVERAGE AWARDED PRICE	AVERAGE OF LOW 3 BIDDERS
C	WOODEN POSTS FOR END TREATMENTS / U						
	MMR056M	2022Q2	1	40.00	\$20,000	\$500.00	\$267.50
			1	40.00	\$20,000	\$500.00	\$267.50
	RAIL ELEMENTS FOR END TREATMENTS / U						
	MMR057M	2022Q2	1	110.00	\$187,000	\$1,700.00	\$1,600.00
			1	110.00	\$187,000	\$1,700.00	\$1,600.00
	REFLECTIVE SHEETING FOR END TREATMENTS / SF						
	MMR058M	2022Q2	1	75.00	\$750	\$10.00	\$5.50
			1	75.00	\$750	\$10.00	\$5.50
	FLASHING ARROW BOARD, 4' X 8' / DAY						
	MMR060M	2022Q1	1	100.00	\$100	\$1.00	\$0.67
			1	100.00	\$100	\$1.00	\$0.67
	PORTABLE VARIABLE MESSAGE SIGN / DAY						
	MMR061M	2022Q1	1	140.00	\$140	\$1.00	\$400.67
			1	140.00	\$140	\$1.00	\$400.67
	NON-VEGETATIVE SURFACE, POLYESTER MATTIN / SY						
	MMR073M	2022Q2	1	100.00	\$3,500	\$35.00	\$18.00
			1	100.00	\$3,500	\$35.00	\$18.00
	GUIDE RAIL EXTRUDERS / U						
	MMR076M	2022Q2	1	15.00	\$12,000	\$800.00	\$775.00
			1	15.00	\$12,000	\$800.00	\$775.00

WEIGHTED AVERAGE ITEM PRICE REPORT  
 BY REGION, ITEM, AND QUARTER

REGION	ITEM	CALENDAR QUARTER	NUMBER OF OCCUR'S	TOTAL QUANTITY	TOTAL DOLLARS	AVERAGE AWARDED PRICE	AVERAGE OF LOW 3 BIDDERS
C	MOBILIZATION OF MILL & HMA PAVING EQUIP. / U						
	MMR077M	2022Q1	1	25.00	\$375,000	\$15,000.00	\$15,000.00
			1	25.00	\$375,000	\$15,000.00	\$15,000.00
	MICROMILLING / SY						
	MMR087M	2022Q1	1	1,000.00	\$5,000	\$5.00	\$5.67
			1	1,000.00	\$5,000	\$5.00	\$5.67
	CONCRETE WASHOUT SYSTEM / U						
	MMR091M	2022Q1	1	2.00	\$40,000	\$20,000.00	\$16,636.84
			1	2.00	\$40,000	\$20,000.00	\$16,636.84
	REGRADE BERM / SY						
	MMR096M	2022Q1	2	1,459.00	\$4,377	\$3.00	\$7.71
			2	1,459.00	\$4,377	\$3.00	\$7.71
	VOID REDUCING ASPHALT MEMBRANE / LF						
	MMR113M	2022Q1	1	14,420.00	\$83,059	\$5.76	\$5.84
			1	14,420.00	\$83,059	\$5.76	\$5.84
	ASPHALT COLD PATCH / LB						
	MMR115M	2022Q2	1	500.00	\$5,000	\$10.00	\$5.50
			1	500.00	\$5,000	\$10.00	\$5.50

WEIGHTED AVERAGE ITEM PRICE REPORT  
BY REGION, ITEM, AND QUARTER

REGION	ITEM	CALENDAR QUARTER	NUMBER OF OCCUR'S	TOTAL QUANTITY	TOTAL DOLLARS	AVERAGE AWARDED PRICE	AVERAGE OF LOW 3 BIDDERS
N	FORCE ACCOUNT / DOLL						
	109006M	2022Q1	4	310,380.00	\$310,380	\$1.00	\$1.00
		2022Q2	1	300,000.00	\$300,000	\$1.00	\$1.00
		2022Q4	3	4,395,000.00	\$4,395,000	\$1.00	\$1.00
			8	5,005,380.00	\$5,005,380	\$1.00	\$1.00
-----							
	PERFORMANCE BOND AND PAYMENT BOND / DOLL						
	151006M	2022Q1	10	12,009.00	\$270,225	\$22.50	\$20.65
		2022Q2	10	10.00	\$719,660	\$71,966.00	\$67,920.35
		2022Q3	2	2.00	\$85,000	\$42,500.00	\$46,640.83
		2022Q4	5	5.00	\$183,611	\$36,722.20	\$48,997.82
			27	12,026.00	\$1,258,496	\$104.65	\$105.23
-----							
	RAILROAD PROTECTIVE LIABILITY INSURANCE / DOLL						
	152012P	2022Q1	2	2.00	\$3,725	\$1,862.25	\$1,658.75
		2022Q2	1	1.00	\$6,000	\$6,000.00	\$4,333.33
			3	3.00	\$9,725	\$3,241.50	\$2,550.28
-----							
	POLLUTION LIABILITY INSURANCE / DOLL						
	152015P	2022Q1	8	8.00	\$82,071	\$10,258.88	\$10,472.14
		2022Q2	10	10.00	\$89,003	\$8,900.30	\$10,018.15
		2022Q3	2	2.00	\$20,000	\$10,000.00	\$11,483.58
		2022Q4	5	5.00	\$105,882	\$21,176.40	\$7,309.38
			25	25.00	\$296,956	\$11,878.24	\$9,738.91
-----							
	PROGRESS SCHEDULE / LS						
	153003P	2022Q1	5	5.00	\$57,050	\$11,410.00	\$8,207.50
		2022Q2	9	9.00	\$91,835	\$10,203.89	\$12,914.69
		2022Q3	2	2.00	\$17,500	\$8,750.00	\$7,945.33

(item continued)

WEIGHTED AVERAGE ITEM PRICE REPORT  
BY REGION, ITEM, AND QUARTER

REGION	ITEM	CALENDAR QUARTER	NUMBER OF OCCUR'S	TOTAL QUANTITY	TOTAL DOLLARS	AVERAGE AWARDED PRICE	AVERAGE OF LOW 3 BIDDERS
N	PROGRESS SCHEDULE / LS						
	153003P	2022Q4	2	2.00	\$43,000	\$21,500.00	\$18,780.21
			18	18.00	\$209,385	\$11,632.50	\$11,706.71
	PROGRESS SCHEDULE UPDATE / U						
	153005M	2022Q1	4	34.00	\$67,275	\$1,978.68	\$958.96
		2022Q2	9	134.00	\$63,548	\$474.24	\$477.55
		2022Q3	2	32.00	\$16,440	\$513.75	\$516.69
		2022Q4	2	21.00	\$108,800	\$5,180.95	\$1,860.32
			17	221.00	\$256,063	\$1,158.66	\$688.67
	BAR CHART PROGRESS SCHEDULE AND UPDATES / LS						
	153009P	2022Q1	2	2.00	\$5,850	\$2,925.00	\$4,725.02
			2	2.00	\$5,850	\$2,925.00	\$4,725.02
	TRAINEES / HOUR						
	153011M	2022Q1	2	2,380.00	\$126,040	\$52.96	\$17.66
		2022Q2	7	18,400.00	\$16,281	\$0.88	\$5.14
		2022Q3	2	1,980.00	\$20	\$0.01	\$19.68
		2022Q4	1	2,670.00	\$27	\$0.01	\$0.01
			12	25,430.00	\$142,368	\$5.60	\$6.91
	MOBILIZATION / LS						
	154003P	2022Q1	9	9.00	\$3,602,660	\$400,296	\$532,514
		2022Q2	9	9.00	\$11,173,148	\$1,241,461	\$1,500,402
		2022Q3	2	2.00	\$1,700,000	\$850,000	\$1,274,590
		2022Q4	2	2.00	\$790,500	\$395,250	\$335,083
			22	22.00	\$17,266,308	\$784,832	\$977,981

WEIGHTED AVERAGE ITEM PRICE REPORT  
BY REGION, ITEM, AND QUARTER

REGION	ITEM	CALENDAR QUARTER	NUMBER OF OCCUR'S	TOTAL QUANTITY	TOTAL DOLLARS	AVERAGE AWARDED PRICE	AVERAGE OF LOW 3 BIDDERS
N	FIELD OFFICE TYPE B SET UP / U						
	155006M	2022Q1	2	2.00	\$70,160	\$35,080.00	\$34,160.00
			2	2.00	\$70,160	\$35,080.00	\$34,160.00
	FIELD OFFICE TYPE D SET UP / U						
	155012M	2022Q1	1	1.00	\$14,000	\$14,000.00	\$24,666.67
		2022Q2	2	2.00	\$60,000	\$30,000.00	\$34,792.31
		2022Q3	1	1.00	\$55,000	\$55,000.00	\$39,482.37
			4	4.00	\$129,000	\$32,250.00	\$33,433.41
	FIELD OFFICE TYPE E SET UP / U						
	155015M	2022Q1	3	3.00	\$155,000	\$51,666.67	\$39,888.89
		2022Q2	6	6.00	\$346,260	\$57,710.00	\$53,282.95
		2022Q3	1	1.00	\$35,000	\$35,000.00	\$31,666.67
		2022Q4	2	2.00	\$80,000	\$40,000.00	\$51,666.67
			12	12.00	\$616,260	\$51,355.00	\$47,863.70
	FIELD OFFICE TYPE F SET UP / U						
	155018M	2022Q2	1	1.00	\$130,000	\$130,000	\$103,667
			1	1.00	\$130,000	\$130,000	\$103,667
	FIELD OFFICE TYPE B MAINTENANCE / MO						
	155024M	2022Q1	2	24.00	\$113,520	\$4,730.00	\$4,511.67
			2	24.00	\$113,520	\$4,730.00	\$4,511.67
	FIELD OFFICE TYPE D MAINTENANCE / MO						
	155030M	2022Q1	1	9.00	\$23,400	\$2,600.00	\$3,950.00

(item continued)

WEIGHTED AVERAGE ITEM PRICE REPORT  
BY REGION, ITEM, AND QUARTER

REGION	ITEM	CALENDAR QUARTER	NUMBER OF OCCUR'S	TOTAL QUANTITY	TOTAL DOLLARS	AVERAGE AWARDED PRICE	AVERAGE OF LOW 3 BIDDERS
N	FIELD OFFICE TYPE D MAINTENANCE / MO						
	155030M	2022Q2	2	60.00	\$210,000	\$3,500.00	\$4,014.03
		2022Q3	1	35.00	\$140,000	\$4,000.00	\$4,531.85
			4	104.00	\$373,400	\$3,590.38	\$4,182.76
	FIELD OFFICE TYPE E MAINTENANCE / MO						
	155033M	2022Q1	3	62.00	\$191,000	\$3,080.65	\$2,656.88
		2022Q2	6	173.00	\$585,190	\$3,382.60	\$3,275.92
		2022Q3	1	32.00	\$124,800	\$3,900.00	\$3,333.33
		2022Q4	2	32.00	\$170,500	\$5,328.13	\$3,359.38
			12	299.00	\$1,071,490	\$3,583.58	\$3,162.64
	FIELD OFFICE TYPE F MAINTENANCE / MO						
	155036M	2022Q2	1	42.00	\$168,000	\$4,000.00	\$4,733.33
			1	42.00	\$168,000	\$4,000.00	\$4,733.33
	MATERIALS FIELD LABORATORY SET-UP / U						
	156003M	2022Q2	3	3.00	\$75,000	\$25,000.00	\$27,083.33
			3	3.00	\$75,000	\$25,000.00	\$27,083.33
	MATERIALS FIELD LABORATORY MAINTENANCE / MO						
	156006M	2022Q2	3	116.00	\$192,200	\$1,656.90	\$2,143.77
			3	116.00	\$192,200	\$1,656.90	\$2,143.77
	NUCLEAR DENSITY GAUGE / U						
	156015M	2022Q2	3	3.00	\$16,000	\$5,333.33	\$11,888.95
			3	3.00	\$16,000	\$5,333.33	\$11,888.95



WEIGHTED AVERAGE ITEM PRICE REPORT  
BY REGION, ITEM, AND QUARTER

REGION	ITEM	CALENDAR QUARTER	NUMBER OF OCCUR'S	TOTAL QUANTITY	TOTAL DOLLARS	AVERAGE AWARDED PRICE	AVERAGE OF LOW 3 BIDDERS
N	CONCRETE COMPRESSION TESTING EQUIPMENT / U						
	156021M	2022Q2	2	2.00	\$13,000	\$6,500.00	\$10,000.00
			2	2.00	\$13,000	\$6,500.00	\$10,000.00
	CONSTRUCTION LAYOUT / DOLL						
	157004M	2022Q1	7	7.00	\$135,001	\$19,285.86	\$25,841.51
		2022Q2	9	9.00	\$1,745,594	\$193,955	\$198,654
		2022Q3	2	2.00	\$460,000	\$230,000	\$225,403
		2022Q4	2	2.00	\$53,000	\$26,500.00	\$95,500.00
			20	20.00	\$2,393,595	\$119,680	\$130,529
	MONUMENT / U						
	157006M	2022Q2	3	24.00	\$24,650	\$1,027.08	\$953.75
		2022Q3	1	3.00	\$2,100	\$700.00	\$926.03
			4	27.00	\$26,750	\$990.74	\$950.67
	CAUTION FENCE / LF						
	158003M	2022Q2	3	1,650.00	\$8,250	\$5.00	\$7.87
		2022Q4	1	2,865.00	\$125,802	\$43.91	\$43.91
			4	4,515.00	\$134,052	\$29.69	\$30.74
	SILT FENCE / LF						
	158006M	2022Q1	4	6,442.00	\$14,830	\$2.30	\$1.95
		2022Q4	2	288.00	\$4,439	\$15.41	\$8.14
			6	6,730.00	\$19,269	\$2.86	\$2.21
	HEAVY DUTY SILT FENCE, ORANGE / LF						
	158009M	2022Q2	6	26,931.00	\$195,708	\$7.27	\$7.30

(item continued)

WEIGHTED AVERAGE ITEM PRICE REPORT  
BY REGION, ITEM, AND QUARTER

REGION	ITEM	CALENDAR QUARTER	NUMBER OF OCCUR'S	TOTAL QUANTITY	TOTAL DOLLARS	AVERAGE AWARDED PRICE	AVERAGE OF LOW 3 BIDDERS
N	HEAVY DUTY SILT FENCE, ORANGE / LF						
	158009M	2022Q3	2	1,966.00	\$14,106	\$7.17	\$7.47
			8	28,897.00	\$209,814	\$7.26	\$7.32
	HEAVY DUTY SILT FENCE, BLACK / LF						
	158012M	2022Q1	1	536.00	\$4,288	\$8.00	\$8.67
		2022Q2	3	9,411.00	\$82,116	\$8.73	\$10.05
		2022Q3	1	7,480.00	\$57,970	\$7.75	\$7.55
			5	17,427.00	\$144,374	\$8.28	\$8.94
	HAYBALE / U						
	158015M	2022Q2	4	683.00	\$11,320	\$16.57	\$18.21
		2022Q3	1	25.00	\$1,375	\$55.00	\$23.83
			5	708.00	\$12,695	\$17.93	\$18.41
	INLET FILTER TYPE 1 / SF						
	158027M	2022Q2	1	3,150.00	\$788	\$0.25	\$8.75
			1	3,150.00	\$788	\$0.25	\$8.75
	INLET FILTER TYPE 2, 2' X 4' / U						
	158030M	2022Q1	4	769.00	\$42,610	\$55.41	\$37.21
		2022Q2	8	431.00	\$44,315	\$102.82	\$140.44
		2022Q3	1	75.00	\$15,000	\$200.00	\$99.52
		2022Q4	2	43.00	\$8,624	\$200.55	\$150.19
			15	1,318.00	\$110,549	\$83.88	\$78.20
	INLET FILTER TYPE 2, 4' X 4' / U						
	158033M	2022Q1	5	125.00	\$2,810	\$22.48	\$18.89

(item continued)

WEIGHTED AVERAGE ITEM PRICE REPORT  
 BY REGION, ITEM, AND QUARTER

REGION	ITEM	CALENDAR QUARTER	NUMBER OF OCCUR'S	TOTAL QUANTITY	TOTAL DOLLARS	AVERAGE AWARDED PRICE	AVERAGE OF LOW 3 BIDDERS
N	INLET FILTER TYPE 2, 4' X 4' / U						
	158033M	2022Q2	6	78.00	\$13,500	\$173.08	\$220.26
		2022Q3	2	28.00	\$6,760	\$241.43	\$182.67
		2022Q4	1	7.00	\$4,094	\$584.82	\$584.82
			14	238.00	\$27,164	\$114.13	\$120.80
-----							
	TEMPORARY INLET SEDIMENT TRAP / U						
	158036M	2022Q4	1	20.00	\$22,975	\$1,148.75	\$1,148.75
			1	20.00	\$22,975	\$1,148.75	\$1,148.75
-----							
	FLOATING TURBIDITY BARRIER, TYPE 3 / LF						
	158048M	2022Q2	1	434.00	\$15,190	\$35.00	\$38.33
			1	434.00	\$15,190	\$35.00	\$38.33
-----							
	STREAM DIVERSION SYSTEM / LS						
	158052P	2022Q2	1	1.00	\$70,000	\$70,000.00	\$91,666.67
			1	1.00	\$70,000	\$70,000.00	\$91,666.67
-----							
	SEDIMENT CONTROL BAG / SF						
	158054M	2022Q2	4	2,600.00	\$16,754	\$6.44	\$5.95
			4	2,600.00	\$16,754	\$6.44	\$5.95
-----							
	SEDIMENT CONTROL TANK / U						
	158057M	2022Q2	1	2.00	\$10,000	\$5,000.00	\$5,833.33
			1	2.00	\$10,000	\$5,000.00	\$5,833.33
-----							

WEIGHTED AVERAGE ITEM PRICE REPORT  
BY REGION, ITEM, AND QUARTER

REGION	ITEM	CALENDAR QUARTER	NUMBER OF OCCUR'S	TOTAL QUANTITY	TOTAL DOLLARS	AVERAGE AWARDED PRICE	AVERAGE OF LOW 3 BIDDERS
N	CONSTRUCTION DRIVEWAY / T						
	158060M	2022Q2	3	894.00	\$31,583	\$35.33	\$44.54
			3	894.00	\$31,583	\$35.33	\$44.54
-----							
	CONCRETE WASHOUT SYSTEM / LS						
	158063P	2022Q1	5	5.00	\$20,200	\$4,040.00	\$3,716.67
		2022Q2	9	9.00	\$72,600	\$8,066.67	\$8,681.57
		2022Q3	2	2.00	\$22,500	\$11,250.00	\$7,157.34
		2022Q4	2	2.00	\$5,001	\$2,500.50	\$7,500.17
			18	18.00	\$120,301	\$6,683.39	\$7,001.80
-----							
	OIL ONLY EMERGENCY SPILL KIT, TYPE 1 / U						
	158072M	2022Q1	8	16.00	\$7,402	\$462.63	\$475.78
		2022Q2	10	18.00	\$8,803	\$489.06	\$768.28
		2022Q3	2	4.00	\$4,600	\$1,150.00	\$999.65
		2022Q4	2	3.00	\$5,000	\$1,666.67	\$1,388.89
			22	41.00	\$25,805	\$629.39	\$722.12
-----							
	EROSION CONTROL SEDIMENT REMOVAL / CY						
	158084M	2022Q1	3	57.00	\$751	\$13.18	\$12.53
		2022Q2	6	932.00	\$217	\$0.23	\$15.87
		2022Q3	2	250.00	\$450	\$1.80	\$16.60
		2022Q4	1	66.00	\$1	\$0.01	\$0.34
			12	1,305.00	\$1,419	\$1.09	\$15.08
-----							
	TEMPORARY RIPRAP / CY						
	158087M	2022Q2	1	12.00	\$2,400	\$200.00	\$141.67
			1	12.00	\$2,400	\$200.00	\$141.67
-----							

WEIGHTED AVERAGE ITEM PRICE REPORT  
BY REGION, ITEM, AND QUARTER

REGION	ITEM	CALENDAR QUARTER	NUMBER OF OCCUR'S	TOTAL QUANTITY	TOTAL DOLLARS	AVERAGE AWARDED PRICE	AVERAGE OF LOW 3 BIDDERS
N	BREAKAWAY BARRICADE / U						
	159003M	2022Q1	10	1,068.00	\$40,321	\$37.75	\$15.58
		2022Q2	9	622.00	\$37,533	\$60.34	\$95.34
		2022Q3	2	130.00	\$16,700	\$128.46	\$91.28
		2022Q4	1	50.00	\$50	\$1.00	\$1.00
			22	1,870.00	\$94,605	\$50.59	\$46.98
	DRUM / U						
	159006M	2022Q1	10	1,182.00	\$10,156	\$8.59	\$15.75
		2022Q2	9	2,096.00	\$58,193	\$27.76	\$35.68
		2022Q3	2	435.00	\$31,350	\$72.07	\$47.87
		2022Q4	2	250.00	\$11,251	\$45.00	\$46.67
			23	3,963.00	\$110,950	\$28.00	\$31.77
	TRAFFIC CONE / U						
	159009M	2022Q1	10	6,300.00	\$23,259	\$3.69	\$2.02
		2022Q2	7	5,500.00	\$14,527	\$2.64	\$5.51
		2022Q3	2	560.00	\$12,060	\$21.54	\$13.61
		2022Q4	2	1,750.00	\$37,503	\$21.43	\$15.48
			21	14,110.00	\$87,348	\$6.19	\$5.51
	CONSTRUCTION SIGNS / SF						
	159012M	2022Q1	10	21,958.00	\$222,862	\$10.15	\$8.66
		2022Q2	9	15,830.00	\$325,612	\$20.57	\$18.27
		2022Q3	2	3,324.00	\$63,232	\$19.02	\$21.41
		2022Q4	2	2,334.00	\$43,514	\$18.64	\$12.55
			23	43,446.00	\$655,220	\$15.08	\$13.35
	CONSTRUCTION IDENTIFICATION SIGN, 4' X 8 / U						
	159015M	2022Q1	2	4.00	\$4,220	\$1,055.00	\$1,189.33

(item continued)

WEIGHTED AVERAGE ITEM PRICE REPORT  
BY REGION, ITEM, AND QUARTER

REGION	ITEM	CALENDAR QUARTER	NUMBER OF OCCUR'S	TOTAL QUANTITY	TOTAL DOLLARS	AVERAGE AWARDED PRICE	AVERAGE OF LOW 3 BIDDERS
N	CONSTRUCTION IDENTIFICATION SIGN, 4' X 8' / U						
	159015M	2022Q2	9	18.00	\$29,980	\$1,665.56	\$1,485.38
		2022Q3	1	2.00	\$2,000	\$1,000.00	\$921.67
		2022Q4	1	2.00	\$3,000	\$1,500.00	\$1,500.00
			13	26.00	\$39,200	\$1,507.69	\$1,397.60
-----							
	CONSTRUCTION BARRIER CURB / LF						
	159021P	2022Q1	2	1,840.00	\$116,000	\$63.04	\$67.10
		2022Q2	5	19,098.00	\$1,518,800	\$79.53	\$94.14
		2022Q3	1	1,520.00	\$205,200	\$135.00	\$130.67
			8	22,458.00	\$1,840,000	\$81.93	\$94.40
-----							
	FLASHING ARROW BOARD, 2' X 4' / U						
	159024M	2022Q1	2	6.00	\$8,004	\$1,334.00	\$911.33
		2022Q2	2	6.00	\$10,000	\$1,666.67	\$1,555.89
			4	12.00	\$18,004	\$1,500.34	\$1,233.61
-----							
	FLASHING ARROW BOARD, 4' X 8' / U						
	159027M	2022Q1	7	31.00	\$23,412	\$755.23	\$485.98
		2022Q2	8	41.00	\$51,006	\$1,244.05	\$1,909.63
		2022Q3	2	6.00	\$16,800	\$2,800.00	\$3,550.00
		2022Q4	2	6.00	\$8,000	\$1,333.34	\$1,944.45
			19	84.00	\$99,218	\$1,181.17	\$1,503.89
-----							
	PORTABLE VARIABLE MESSAGE SIGN W/REMOTE / U						
	159029M	2022Q1	1	4.00	\$4	\$1.00	\$2,217.00
			1	4.00	\$4	\$1.00	\$2,217.00
-----							

WEIGHTED AVERAGE ITEM PRICE REPORT  
BY REGION, ITEM, AND QUARTER

REGION	ITEM	CALENDAR QUARTER	NUMBER OF OCCUR'S	TOTAL QUANTITY	TOTAL DOLLARS	AVERAGE AWARDED PRICE	AVERAGE OF LOW 3 BIDDERS
N	PORTABLE VARIABLE MESSAGE SIGN / U						
	159030M	2022Q1	5	28.00	\$166,016	\$5,929.14	\$3,406.51
		2022Q2	9	45.00	\$192,804	\$4,284.53	\$6,090.45
		2022Q3	2	8.00	\$33,100	\$4,137.50	\$14,775.00
		2022Q4	2	8.00	\$72,000	\$9,000.01	\$5,000.00
			18	89.00	\$463,920	\$5,212.59	\$5,928.68
	PORTABLE TRAILER MOUNTED CCTV CAMERA ASS / U						
	159032M	2022Q3	1	1.00	\$22,500	\$22,500.00	\$17,833.33
			1	1.00	\$22,500	\$22,500.00	\$17,833.33
	TEMPORARY CRASH CUSHION, INERTIAL BARRIE / U						
	159036M	2022Q2	1	3.00	\$34,500	\$11,500.00	\$9,658.89
			1	3.00	\$34,500	\$11,500.00	\$9,658.89
	TEMPORARY CRASH CUSHION, INERTIAL BARRIE / U						
	159042M	2022Q1	1	2.00	\$20,000	\$10,000.00	\$7,333.67
		2022Q2	3	7.00	\$9,500	\$1,357.15	\$6,292.05
			4	9.00	\$29,500	\$3,277.78	\$6,523.52
	TEMPORARY CRASH CUSHION, INERTIAL BARRIE / U						
	159048M	2022Q3	1	2.00	\$21,000	\$10,500.00	\$10,333.33
			1	2.00	\$21,000	\$10,500.00	\$10,333.33
	TEMPORARY CRASH CUSHION, INERTIAL BARRIE / U						
	159051M	2022Q2	2	10.00	\$37,000	\$3,700.00	\$7,612.67
			2	10.00	\$37,000	\$3,700.00	\$7,612.67

WEIGHTED AVERAGE ITEM PRICE REPORT  
BY REGION, ITEM, AND QUARTER

REGION	ITEM	CALENDAR QUARTER	NUMBER OF OCCUR'S	TOTAL QUANTITY	TOTAL DOLLARS	AVERAGE AWARDED PRICE	AVERAGE OF LOW 3 BIDDERS
N	TEMPORARY CRASH CUSHION, INERTIAL BARRIE / U						
	159054M	2022Q2	2	5.00	\$36,000	\$7,200.00	\$6,335.75
		2022Q3	1	1.00	\$8,000	\$8,000.00	\$8,166.67
			3	6.00	\$44,000	\$7,333.33	\$6,640.90
	TEMPORARY CRASH CUSHION, INERTIAL BARRIE / U						
	159057M	2022Q2	1	2.00	\$35,000	\$17,500.00	\$12,500.00
			1	2.00	\$35,000	\$17,500.00	\$12,500.00
	TRAFFIC CONTROL TRUCK WITH MOUNTED CRASH / U						
	159108M	2022Q1	8	35.00	\$117,020	\$3,343.43	\$3,779.75
		2022Q2	9	34.00	\$470,004	\$13,823.65	\$17,209.15
		2022Q3	2	7.00	\$97,500	\$13,928.57	\$27,523.81
		2022Q4	2	8.00	\$15,000	\$1,875.01	\$1,658.34
			21	84.00	\$699,524	\$8,327.67	\$10,992.09
	REMOVABLE BLACK LINE MASKING TAPE, 6" / LF						
	159114M	2022Q2	1	18,150.00	\$182	\$0.01	\$1.20
			1	18,150.00	\$182	\$0.01	\$1.20
	TEMPORARY PAVEMENT MARKING TAPE, 4" / LF						
	159120M	2022Q2	1	24,200.00	\$242	\$0.01	\$1.33
			1	24,200.00	\$242	\$0.01	\$1.33
	TEMPORARY TRAFFIC STRIPES, 4" / LF						
	159126M	2022Q2	1	13,400.00	\$4,690	\$0.35	\$0.43
			1	13,400.00	\$4,690	\$0.35	\$0.43



WEIGHTED AVERAGE ITEM PRICE REPORT  
BY REGION, ITEM, AND QUARTER

REGION	ITEM	CALENDAR QUARTER	NUMBER OF OCCUR'S	TOTAL QUANTITY	TOTAL DOLLARS	AVERAGE AWARDED PRICE	AVERAGE OF LOW 3 BIDDERS
N	TEMPORARY PAVEMENT MARKINGS / SF						
	159132M	2022Q1	1	900.00	\$2,700	\$3.00	\$3.00
			1	900.00	\$2,700	\$3.00	\$3.00
	TEMPORARY PAVEMENT MARKERS / U						
	159135M	2022Q2	1	12,000.00	\$12,000	\$1.00	\$2.57
			1	12,000.00	\$12,000	\$1.00	\$2.57
	HMA PATCH / T						
	159138M	2022Q1	5	273.00	\$38,350	\$140.48	\$109.65
		2022Q2	7	1,128.00	\$123,222	\$109.24	\$147.21
		2022Q3	2	250.00	\$58,750	\$235.00	\$176.29
		2022Q4	2	62.00	\$32,000	\$516.13	\$255.38
			16	1,713.00	\$252,322	\$147.30	\$149.38
	TRAFFIC DIRECTOR, FLAGGER / HOUR						
	159141M	2022Q1	7	11,680.00	\$165,320	\$14.15	\$6.53
		2022Q2	8	4,630.00	\$147,820	\$31.93	\$55.52
		2022Q3	2	600.00	\$53,500	\$89.17	\$109.93
		2022Q4	2	3,300.00	\$390,008	\$118.18	\$122.73
			19	20,210.00	\$756,648	\$37.44	\$39.80
	EMERGENCY TOWING SERVICE / U						
	159144M	2022Q1	2	2.00	\$300	\$150.00	\$283.33
		2022Q2	5	67.00	\$3,210	\$47.92	\$201.68
			7	69.00	\$3,510	\$50.88	\$204.05
	SCHOOL BUS SERVICE / LS						
	159170M	2022Q2	1	1.00	\$135,000	\$135,000	\$135,000
			1	1.00	\$135,000	\$135,000	\$135,000

WEIGHTED AVERAGE ITEM PRICE REPORT  
BY REGION, ITEM, AND QUARTER

REGION	ITEM	CALENDAR QUARTER	NUMBER OF OCCUR'S	TOTAL QUANTITY	TOTAL DOLLARS	AVERAGE AWARDED PRICE	AVERAGE OF LOW 3 BIDDERS
N	SNOW REMOVAL / LS						
	159190M	2022Q2	4	4.00	\$12,502	\$3,125.50	\$18,118.23
		2022Q3	1	1.00	\$2,500	\$2,500.00	\$7,833.33
			5	5.00	\$15,002	\$3,000.40	\$16,061.25
-----							
	TEMP CRASH CUSH, COMP BAR, TYPE 2, NARR / U						
	159200M	2022Q1	1	1.00	\$20,000	\$20,000.00	\$10,000.33
		2022Q2	1	2.00	\$23,000	\$11,500.00	\$15,250.51
		2022Q3	1	3.00	\$45,000	\$15,000.00	\$8,700.00
			3	6.00	\$88,000	\$14,666.67	\$11,100.22
-----							
	TEMP CRASH CUSH, COMP, TYPE 3, NARROW / U						
	159212M	2022Q1	2	3.00	\$26,000	\$8,666.67	\$10,000.11
		2022Q2	3	10.00	\$255,500	\$25,550.00	\$18,316.67
			5	13.00	\$281,500	\$21,653.85	\$16,397.46
-----							
	TRAFFIC STRIPES, LATEX, 4" / LF						
	159300M	2022Q1	6	900,785.00	\$159,268	\$0.18	\$0.15
		2022Q2	6	606,546.00	\$260,679	\$0.43	\$0.32
		2022Q3	1	31,300.00	\$8,451	\$0.27	\$0.29
		2022Q4	2	587,960.00	\$171,600	\$0.29	\$0.45
			15	2,126,591.00	\$599,998	\$0.28	\$0.28
-----							
	TRAFFIC STRIPES, LATEX, 6" / LF						
	159301M	2022Q1	2	75,000.00	\$9,375	\$0.13	\$0.16
		2022Q2	1	5,000.00	\$5,000	\$1.00	\$0.78
			3	80,000.00	\$14,375	\$0.18	\$0.20
-----							

WEIGHTED AVERAGE ITEM PRICE REPORT  
BY REGION, ITEM, AND QUARTER

REGION	ITEM	CALENDAR QUARTER	NUMBER OF OCCUR'S	TOTAL QUANTITY	TOTAL DOLLARS	AVERAGE AWARDED PRICE	AVERAGE OF LOW 3 BIDDERS
N	TRAFFIC STRIPES, LATEX, 8" / LF						
	159302M	2022Q1	5	82,290.00	\$7,763	\$0.09	\$0.05
		2022Q3	1	2,500.00	\$825	\$0.33	\$0.36
		2022Q4	1	770.00	\$847	\$1.10	\$0.71
			7	85,560.00	\$9,435	\$0.11	\$0.07
	TRAFFIC MARKINGS LINES, LATEX, 4" / LF						
	159310M	2022Q1	2	1,000.00	\$530	\$0.53	\$0.63
			2	1,000.00	\$530	\$0.53	\$0.63
	TRAFFIC MARKINGS LINES, LATEX, 8" / LF						
	159312M	2022Q1	4	29,094.00	\$7,331	\$0.25	\$0.21
		2022Q2	4	32,904.00	\$12,546	\$0.38	\$0.19
		2022Q4	2	1,660.00	\$1,872	\$1.13	\$0.72
			10	63,658.00	\$21,749	\$0.34	\$0.22
	TRAFFIC MARKINGS LINES, LATEX, 24" / LF						
	159314M	2022Q1	5	25,104.00	\$13,793	\$0.55	\$0.59
		2022Q2	4	13,350.00	\$19,095	\$1.43	\$1.77
		2022Q3	1	1,800.00	\$1,980	\$1.10	\$1.07
		2022Q4	2	560.00	\$1,668	\$2.98	\$2.99
			12	40,814.00	\$36,535	\$0.90	\$1.03
	TRAFFIC MARKINGS SYMBOLS, LATEX / SF						
	159320M	2022Q1	4	9,064.00	\$7,721	\$0.85	\$0.84
		2022Q2	2	2,448.00	\$7,514	\$3.07	\$3.28
		2022Q3	1	3,500.00	\$4,795	\$1.37	\$1.39
		2022Q4	1	300.00	\$1,320	\$4.40	\$2.81
			8	15,312.00	\$21,349	\$1.39	\$1.39

WEIGHTED AVERAGE ITEM PRICE REPORT  
BY REGION, ITEM, AND QUARTER

REGION	ITEM	CALENDAR QUARTER	NUMBER OF OCCUR'S	TOTAL QUANTITY	TOTAL DOLLARS	AVERAGE AWARDED PRICE	AVERAGE OF LOW 3 BIDDERS
N	FUEL PRICE ADJUSTMENT / DOLL						
	160004M	2022Q1	6	74,704.00	\$82,100	\$1.10	\$1.10
		2022Q2	9	1,508.00	\$199,800	\$132.49	\$8,402.19
		2022Q3	2	2.00	\$29,600	\$14,800.00	\$14,800.00
		2022Q4	2	2.00	\$2,000	\$1,000.00	\$1,466.67
			19	76,216.00	\$313,500	\$4.11	\$167.75
	ASPHALT PRICE ADJUSTMENT / DOLL						
	160007M	2022Q1	5	117,103.00	\$130,300	\$1.11	\$1.11
		2022Q2	8	8.00	\$391,100	\$48,887.50	\$50,257.74
		2022Q3	2	2.00	\$59,200	\$29,600.00	\$29,600.00
		2022Q4	1	1.00	\$3,000	\$3,000.00	\$3,000.00
			16	117,114.00	\$583,600	\$4.98	\$5.08
	FINAL CLEANUP / LS						
	161003P	2022Q1	6	6.00	\$54,500	\$9,083.33	\$7,774.44
		2022Q2	9	9.00	\$101,500	\$11,277.78	\$13,209.30
		2022Q3	2	2.00	\$7,500	\$3,750.00	\$14,164.03
		2022Q4	2	2.00	\$55,500	\$27,750.00	\$12,583.67
			19	19.00	\$219,000	\$11,526.32	\$11,527.67
	VIBRATION MONITORING / LS						
	162006P	2022Q1	1	1.00	\$10,000	\$10,000.00	\$8,333.67
		2022Q2	3	3.00	\$140,000	\$46,666.67	\$76,439.98
		2022Q3	1	1.00	\$50,000	\$50,000.00	\$42,666.67
			5	5.00	\$200,000	\$40,000.00	\$56,064.06
	CLEARING SITE / LS						
	201003P	2022Q1	6	6.00	\$229,500	\$38,250.00	\$35,216.67

(item continued)

WEIGHTED AVERAGE ITEM PRICE REPORT  
BY REGION, ITEM, AND QUARTER

REGION	ITEM	CALENDAR QUARTER	NUMBER OF OCCUR'S	TOTAL QUANTITY	TOTAL DOLLARS	AVERAGE AWARDED PRICE	AVERAGE OF LOW 3 BIDDERS
N	CLEARING SITE / LS						
	201003P	2022Q2	9	9.00	\$1,030,000	\$114,444	\$118,167
		2022Q3	2	2.00	\$200,000	\$100,000	\$103,333
		2022Q4	2	2.00	\$90,000	\$45,000.00	\$48,333.33
			19	19.00	\$1,549,500	\$81,552.63	\$83,059.77
	CLEARING SITE, BRIDGE (___) / LS						
	201006P	2022Q1	3	3.00	\$2,914,070	\$971,357	\$709,046
		2022Q2	3	3.00	\$1,337,000	\$445,667	\$561,000
		2022Q3	1	1.00	\$500,000	\$500,000	\$563,245
			7	7.00	\$4,751,070	\$678,724	\$624,769
	RESET MONITORING WELL BOX / U						
	201020M	2022Q2	1	3.00	\$3,000	\$1,000.00	\$1,100.00
			1	3.00	\$3,000	\$1,000.00	\$1,100.00
	ASBESTOS REMOVAL, BRIDGE NO. ___ / LS						
	201037P	2022Q1	1	1.00	\$3,000	\$3,000.00	\$3,333.67
			1	1.00	\$3,000	\$3,000.00	\$3,333.67
	TEMPORARY SHIELDING / LS						
	201039P	2022Q1	3	3.00	\$201,000	\$67,000.00	\$158,000
		2022Q2	2	2.00	\$755,000	\$377,500	\$586,183
			5	5.00	\$956,000	\$191,200	\$329,273
	STRIPPING / ACRE						
	202003P	2022Q2	4	5.00	\$66,000	\$13,200.00	\$15,996.92

(item continued)

WEIGHTED AVERAGE ITEM PRICE REPORT  
BY REGION, ITEM, AND QUARTER

REGION	ITEM	CALENDAR QUARTER	NUMBER OF OCCUR'S	TOTAL QUANTITY	TOTAL DOLLARS	AVERAGE AWARDED PRICE	AVERAGE OF LOW 3 BIDDERS
N	STRIPPING / ACRE						
	202003P	2022Q3	2	2.00	\$27,000	\$13,500.00	\$12,111.21
			6	7.00	\$93,000	\$13,285.71	\$14,886.71
-----							
	EXCAVATION, TEST PIT / CY						
	202006M	2022Q1	2	60.00	\$7,000	\$116.67	\$105.56
		2022Q2	7	670.00	\$91,780	\$136.99	\$205.47
		2022Q3	2	130.00	\$34,000	\$261.54	\$289.20
			11	860.00	\$132,780	\$154.40	\$211.15
-----							
	EXCAVATION, UNCLASSIFIED / CY						
	202009P	2022Q1	8	7,153.00	\$193,270	\$27.02	\$36.50
		2022Q2	14	26,325.00	\$4,030,712	\$153.11	\$135.70
		2022Q3	3	5,064.00	\$412,345	\$81.43	\$69.55
		2022Q4	1	168.00	\$8,400	\$50.00	\$100.00
			26	38,710.00	\$4,644,727	\$119.99	\$108.56
-----							
	EXCAVATION, REGULATED MATERIAL / CY						
	202015P	2022Q2	1	7,450.00	\$417,200	\$56.00	\$62.00
			1	7,450.00	\$417,200	\$56.00	\$62.00
-----							
	REMOVAL OF PAVEMENT / SY						
	202021P	2022Q1	3	898.00	\$30,360	\$33.81	\$35.93
		2022Q2	7	44,213.00	\$1,407,880	\$31.84	\$34.95
		2022Q3	2	8,370.00	\$308,275	\$36.83	\$36.85
			12	53,481.00	\$1,746,515	\$32.66	\$35.26
-----							
	DISPOSAL OF REGULATED MATERIAL / T						
	202024M	2022Q2	1	13,075.00	\$719,125	\$55.00	\$66.00
			1	13,075.00	\$719,125	\$55.00	\$66.00
-----							

WEIGHTED AVERAGE ITEM PRICE REPORT  
 BY REGION, ITEM, AND QUARTER

REGION	ITEM	CALENDAR QUARTER	NUMBER OF OCCUR'S	TOTAL QUANTITY	TOTAL DOLLARS	AVERAGE AWARDED PRICE	AVERAGE OF LOW 3 BIDDERS
N	LINE DRILLING / SY						
	202070M	2022Q2	1	250.00	\$50,000	\$200.00	\$259.47
			1	250.00	\$50,000	\$200.00	\$259.47
	ROCK BOLT / U						
	202102P	2022Q2	1	25.00	\$125,000	\$5,000.00	\$7,537.92
			1	25.00	\$125,000	\$5,000.00	\$7,537.92
	BREAKING PAVEMENT / SY						
	203003P	2022Q2	1	1,131.00	\$22,620	\$20.00	\$11.00
			1	1,131.00	\$22,620	\$20.00	\$11.00
	I-9 SOIL AGGREGATE / CY						
	203009P	2022Q1	2	590.00	\$65,900	\$111.69	\$90.56
		2022Q2	1	2,037.00	\$122,220	\$60.00	\$66.08
			3	2,627.00	\$188,120	\$71.61	\$71.58
	I-10 SOIL AGGREGATE / CY						
	203012P	2022Q2	1	50.00	\$15,000	\$300.00	\$180.00
			1	50.00	\$15,000	\$300.00	\$180.00
	I-14 SOIL AGGREGATE / CY						
	203021P	2022Q1	1	34.00	\$340	\$10.00	\$38.33
		2022Q2	2	6,440.00	\$13,793	\$2.14	\$20.62
		2022Q3	1	1,148.00	\$11,480	\$10.00	\$11.17
		2022Q4	1	17.00	\$3,060	\$180.00	\$83.33
			5	7,639.00	\$28,673	\$3.75	\$19.42

WEIGHTED AVERAGE ITEM PRICE REPORT  
BY REGION, ITEM, AND QUARTER

REGION	ITEM	CALENDAR QUARTER	NUMBER OF OCCUR'S	TOTAL QUANTITY	TOTAL DOLLARS	AVERAGE AWARDED PRICE	AVERAGE OF LOW 3 BIDDERS
N	GEOTEXTILE / SY						
	203040M	2022Q1	2	1,000.00	\$1,000	\$1.00	\$0.86
		2022Q2	1	17,275.00	\$51,825	\$3.00	\$2.75
		2022Q3	1	3,854.00	\$8,093	\$2.10	\$3.20
			4	22,129.00	\$60,918	\$2.75	\$2.74
	-----						
	GEOTEXTILE, ROADWAY STABILIZATION / SY						
	203041P	2022Q2	2	1,788.00	\$8,470	\$4.74	\$4.94
		2022Q3	1	4,394.00	\$13,182	\$3.00	\$1.60
			3	6,182.00	\$21,652	\$3.50	\$2.57
	-----						
	CONTROLLED LOW STRENGTH MATERIAL / CY						
	203050M	2022Q2	1	140.00	\$140	\$1.00	\$167.00
		2022Q3	2	580.00	\$35,750	\$61.64	\$194.23
			3	720.00	\$35,890	\$49.85	\$188.94
	-----						
	FLOWABLE CONCRETE FILL / CY						
	203054M	2022Q2	1	112.00	\$33,600	\$300.00	\$338.33
			1	112.00	\$33,600	\$300.00	\$338.33
	-----						
	LIGHTWEIGHT SOIL AGGREGATE / CY						
	203056P	2022Q2	1	2,200.00	\$330,000	\$150.00	\$130.00
			1	2,200.00	\$330,000	\$150.00	\$130.00
	-----						
	SUBBASE / CY						
	301006P	2022Q1	2	143.00	\$11,840	\$82.80	\$119.27
		2022Q2	4	2,641.00	\$200,940	\$76.08	\$81.03

(item continued)



WEIGHTED AVERAGE ITEM PRICE REPORT  
BY REGION, ITEM, AND QUARTER

REGION	ITEM	CALENDAR QUARTER	NUMBER OF OCCUR'S	TOTAL QUANTITY	TOTAL DOLLARS	AVERAGE AWARDED PRICE	AVERAGE OF LOW 3 BIDDERS
N	SUBBASE / CY						
	301006P	2022Q3	1	92.00	\$13,800	\$150.00	\$100.60
		2022Q4	1	40.00	\$6,400	\$160.00	\$110.00
			8	2,916.00	\$232,980	\$79.90	\$83.92
-----							
	DENSE-GRADED AGGREGATE BASE COURSE, 4" T / SY						
	302033P	2022Q2	1	2,401.00	\$43,218	\$18.00	\$20.73
			1	2,401.00	\$43,218	\$18.00	\$20.73
-----							
	DENSE-GRADED AGGREGATE BASE COURSE, 6" T / SY						
	302036P	2022Q2	2	12,501.00	\$109,808	\$8.78	\$13.91
		2022Q3	1	1,454.00	\$39,985	\$27.50	\$17.70
			3	13,955.00	\$149,793	\$10.73	\$14.31
-----							
	DENSE-GRADED AGGREGATE BASE COURSE, 8" T / SY						
	302042P	2022Q1	2	729.00	\$18,915	\$25.95	\$20.23
		2022Q2	3	6,755.00	\$144,977	\$21.46	\$22.50
		2022Q3	1	3,659.00	\$75,010	\$20.50	\$16.17
		2022Q4	1	170.00	\$6,800	\$40.00	\$48.33
			7	11,313.00	\$245,702	\$21.72	\$20.69
-----							
	DENSE-GRADED AGGREGATE BASE COURSE, 12" / SY						
	302048P	2022Q2	2	24,354.00	\$323,482	\$13.28	\$14.86
		2022Q3	1	3,381.00	\$202,860	\$60.00	\$36.73
			3	27,735.00	\$526,342	\$18.98	\$17.53
-----							
	DENSE-GRADED AGGREGATE BASE COURSE, VARI / CY						
	302051P	2022Q1	5	961.00	\$26,500	\$27.58	\$24.95

(item continued)

WEIGHTED AVERAGE ITEM PRICE REPORT  
BY REGION, ITEM, AND QUARTER

REGION	ITEM	CALENDAR QUARTER	NUMBER OF OCCUR'S	TOTAL QUANTITY	TOTAL DOLLARS	AVERAGE AWARDED PRICE	AVERAGE OF LOW 3 BIDDERS
N	DENSE-GRADED AGGREGATE BASE COURSE, VARI / CY						
	302051P	2022Q2	4	835.00	\$77,620	\$92.96	\$76.67
		2022Q3	1	457.00	\$25,592	\$56.00	\$53.67
		2022Q4	2	140.00	\$25,600	\$182.86	\$94.29
			12	2,393.00	\$155,312	\$64.90	\$52.54
-----							
	COARSE AGGREGATE, SIZE NO. 57 / CY						
	302060P	2022Q1	4	2,583.00	\$132,686	\$51.37	\$60.78
		2022Q2	5	409.00	\$17,760	\$43.42	\$62.10
		2022Q3	1	360.00	\$10,800	\$30.00	\$67.33
			10	3,352.00	\$161,246	\$48.10	\$61.64
-----							
	CONCRETE BASE COURSE, 8" THICK / SY						
	304003P	2022Q2	1	69.00	\$15,525	\$225.00	\$234.09
			1	69.00	\$15,525	\$225.00	\$234.09
-----							
	CONCRETE BASE COURSE, 10" THICK / SY						
	304009P	2022Q2	3	765.00	\$226,940	\$296.65	\$281.11
			3	765.00	\$226,940	\$296.65	\$281.11
-----							
	HMA MILLING, 3" OR LESS / SY						
	401009P	2022Q1	8	829,828.00	\$2,387,313	\$2.88	\$3.12
		2022Q2	9	513,650.00	\$2,793,645	\$5.44	\$6.75
		2022Q3	2	29,849.00	\$296,378	\$9.93	\$10.78
		2022Q4	2	13,240.00	\$237,216	\$17.92	\$15.47
			21	1,386,567.00	\$5,714,552	\$4.12	\$4.75
-----							
	HMA MILLING, MORE THAN 3" TO 6" / SY						
	401012P	2022Q1	2	37,000.00	\$11,100	\$0.30	\$1.45

(item continued)

WEIGHTED AVERAGE ITEM PRICE REPORT  
 BY REGION, ITEM, AND QUARTER

REGION	ITEM	CALENDAR QUARTER	NUMBER OF OCCUR'S	TOTAL QUANTITY	TOTAL DOLLARS	AVERAGE AWARDED PRICE	AVERAGE OF LOW 3 BIDDERS
N	HMA MILLING, MORE THAN 3" TO 6" / SY						
	401012P	2022Q2	4	19,941.00	\$123,288	\$6.18	\$8.87
		2022Q3	2	9,715.00	\$131,221	\$13.51	\$16.98
			8	66,656.00	\$265,609	\$3.98	\$5.93
	HMA MILLING, MORE THAN 6" TO 9" / SY						
	401014P	2022Q2	1	38.00	\$418	\$11.00	\$16.33
			1	38.00	\$418	\$11.00	\$16.33
	CONCRETE MILLING / SY						
	401015P	2022Q1	3	4,100.00	\$22,600	\$5.51	\$4.63
		2022Q2	2	28,600.00	\$75,000	\$2.62	\$10.12
		2022Q3	1	100.00	\$2,000	\$20.00	\$22.33
			6	32,800.00	\$99,600	\$3.04	\$9.47
	MICRO-MILLING / SY						
	401017P	2022Q1	1	1,798.00	\$37,758	\$21.00	\$21.00
		2022Q2	1	100,100.00	\$615,615	\$6.15	\$6.25
		2022Q4	1	386.00	\$57,900	\$150.00	\$150.00
			3	102,284.00	\$711,273	\$6.95	\$7.05
	HOT MIX ASPHALT PAVEMENT REPAIR / SY						
	401021M	2022Q1	5	3,507.00	\$38,857	\$11.08	\$25.75
		2022Q2	5	5,510.00	\$70,100	\$12.72	\$48.10
		2022Q3	2	350.00	\$27,000	\$77.14	\$148.19
		2022Q4	2	827.00	\$89,294	\$107.97	\$65.99
			14	10,194.00	\$225,251	\$22.10	\$45.30

WEIGHTED AVERAGE ITEM PRICE REPORT  
BY REGION, ITEM, AND QUARTER

REGION	ITEM	CALENDAR QUARTER	NUMBER OF OCCUR'S	TOTAL QUANTITY	TOTAL DOLLARS	AVERAGE AWARDED PRICE	AVERAGE OF LOW 3 BIDDERS
N	SEALING OF CRACKS IN HOT MIX ASPHALT SUR / LF						
	401024M	2022Q1	3	6,000.00	\$5,723	\$0.95	\$0.96
		2022Q2	1	1,000.00	\$1,000	\$1.00	\$2.33
			4	7,000.00	\$6,723	\$0.96	\$1.16
	POLYMERIZED JOINT ADHESIVE / LF						
	401027M	2022Q1	8	935,424.00	\$104,608	\$0.11	\$0.17
		2022Q2	8	664,348.00	\$375,714	\$0.57	\$0.49
		2022Q3	2	38,650.00	\$64,528	\$1.67	\$1.15
		2022Q4	1	8,100.00	\$32,400	\$4.00	\$5.42
			19	1,646,522.00	\$577,249	\$0.35	\$0.35
	TACK COAT / GAL						
	401030M	2022Q1	8	158,407.00	\$70,860	\$0.45	\$0.57
		2022Q2	9	106,827.00	\$35,530	\$0.33	\$2.77
		2022Q3	2	10,192.00	\$41,587	\$4.08	\$3.32
		2022Q4	2	3,970.00	\$1,539	\$0.39	\$2.14
			21	279,396.00	\$149,515	\$0.54	\$1.53
	PRIME COAT / GAL						
	401036M	2022Q1	2	300.00	\$48	\$0.16	\$0.68
		2022Q2	6	15,767.00	\$158	\$0.01	\$0.12
		2022Q3	2	2,114.00	\$21	\$0.01	\$0.07
		2022Q4	1	3,910.00	\$39	\$0.01	\$0.01
			11	22,091.00	\$266	\$0.01	\$0.11
	HOT MIX ASPHALT 9.5 M 64 SURFACE COURSE / T						
	401042M	2022Q1	3	20,487.00	\$2,043,039	\$99.72	\$101.02
		2022Q2	1	50.00	\$8,250	\$165.00	\$217.73
			4	20,537.00	\$2,051,289	\$99.88	\$101.31

WEIGHTED AVERAGE ITEM PRICE REPORT  
BY REGION, ITEM, AND QUARTER

REGION	ITEM	CALENDAR QUARTER	NUMBER OF OCCUR'S	TOTAL QUANTITY	TOTAL DOLLARS	AVERAGE AWARDED PRICE	AVERAGE OF LOW 3 BIDDERS
N	HOT MIX ASPHALT 9.5 ME SURFACE COURSE / T						
	401049M	2022Q1	3	4,117.00	\$491,040	\$119.27	\$120.15
		2022Q2	1	1,628.00	\$268,620	\$165.00	\$165.07
			4	5,745.00	\$759,660	\$132.23	\$132.88
	HOT MIX ASPHALT 12.5 M 64 SURFACE COURSE / T						
	401054M	2022Q1	5	22,956.00	\$2,419,582	\$105.40	\$103.39
		2022Q2	6	22,048.00	\$2,647,283	\$120.07	\$129.94
		2022Q3	2	4,900.00	\$629,970	\$128.57	\$143.14
		2022Q4	2	1,628.00	\$342,714	\$210.51	\$190.17
			15	51,532.00	\$6,039,548	\$117.20	\$121.27
	HMA 12.5 M E SURFACE COURSE / T						
	401061M	2022Q1	5	20,661.00	\$2,318,556	\$112.22	\$109.47
		2022Q2	4	14,694.00	\$1,849,680	\$125.88	\$137.53
			9	35,355.00	\$4,168,236	\$117.90	\$121.13
	HOT MIX ASPHALT 12.5 M 64 INTERMEDIATE C / T						
	401072M	2022Q1	4	2,339.00	\$236,445	\$101.09	\$105.65
		2022Q2	2	907.00	\$129,975	\$143.30	\$156.87
		2022Q3	1	2,998.00	\$382,245	\$127.50	\$136.13
			7	6,244.00	\$748,665	\$119.90	\$127.73
	HMA 9.5 M E INTERMEDIATE COURSE / T						
	401073M	2022Q1	1	4,148.00	\$492,160	\$118.65	\$114.72
			1	4,148.00	\$492,160	\$118.65	\$114.72
	HMA 12.5 M E INTERMEDIATE COURSE / T						
	401079M	2022Q1	1	17.00	\$2,040	\$120.00	\$201.67

(item continued)

WEIGHTED AVERAGE ITEM PRICE REPORT  
BY REGION, ITEM, AND QUARTER

REGION	ITEM	CALENDAR QUARTER	NUMBER OF OCCUR'S	TOTAL QUANTITY	TOTAL DOLLARS	AVERAGE AWARDED PRICE	AVERAGE OF LOW 3 BIDDERS
N	HMA 12.5 M E INTERMEDIATE COURSE / T						
	401079M	2022Q2	2	4,101.00	\$449,010	\$109.49	\$144.02
		2022Q3	1	2,698.00	\$410,096	\$152.00	\$145.67
			4	6,816.00	\$861,146	\$126.34	\$144.81
-----							
	HOT MIX ASPHALT 19 M 64 INTERMEDIATE COU / T						
	401084M	2022Q2	1	784.00	\$117,600	\$150.00	\$163.97
			1	784.00	\$117,600	\$150.00	\$163.97
-----							
	HOT MIX ASPHALT 25 M 64 BASE COURSE / T						
	401099M	2022Q1	4	1,206.00	\$127,000	\$105.31	\$119.62
		2022Q2	5	21,258.00	\$2,202,522	\$103.61	\$127.55
		2022Q3	2	3,637.00	\$594,270	\$163.40	\$153.74
		2022Q4	1	80.00	\$20,000	\$250.00	\$228.33
			12	26,181.00	\$2,943,792	\$112.44	\$131.13
-----							
	CORE SAMPLES, HOT MIX ASPHALT / U						
	401108M	2022Q1	6	767.00	\$52,975	\$69.07	\$72.46
		2022Q2	8	665.00	\$126,925	\$190.86	\$193.18
		2022Q3	2	65.00	\$14,100	\$216.92	\$201.34
		2022Q4	1	15.00	\$4,500	\$300.00	\$376.67
			17	1,512.00	\$198,500	\$131.28	\$134.11
-----							
	HMA LONGITUDINAL JOINT REPAIR / SY						
	401113M	2022Q1	1	500.00	\$40,000	\$80.00	\$80.00
		2022Q4	1	100.00	\$20,556	\$205.56	\$205.56
			2	600.00	\$60,556	\$100.93	\$100.93
-----							

WEIGHTED AVERAGE ITEM PRICE REPORT  
BY REGION, ITEM, AND QUARTER

REGION	ITEM	CALENDAR QUARTER	NUMBER OF OCCUR'S	TOTAL QUANTITY	TOTAL DOLLARS	AVERAGE AWARDED PRICE	AVERAGE OF LOW 3 BIDDERS
N	POLYMER MODIFIED TACK COAT / GAL						
	403005M	2022Q1	1	7,525.00	\$75	\$0.01	\$3.66
		2022Q2	1	95,500.00	\$9,550	\$0.10	\$2.24
			2	103,025.00	\$9,625	\$0.09	\$2.34
-----							
	STONE MATRIX ASPHALT 12.5 MM SURFACE COU / T						
	404006M	2022Q1	4	10,156.00	\$1,402,147	\$138.06	\$131.74
		2022Q2	2	37,058.00	\$5,577,770	\$150.51	\$168.73
		2022Q3	1	1,307.00	\$274,470	\$210.00	\$196.67
			7	48,521.00	\$7,254,387	\$149.51	\$161.74
-----							
	UNDERLAYER PREPARATION / SY						
	405003P	2022Q2	1	338.00	\$676	\$2.00	\$5.70
			1	338.00	\$676	\$2.00	\$5.70
-----							
	HIGH PERFORMANCE THIN OVERLAY / T						
	406005M	2022Q1	1	2,770.00	\$432,120	\$156.00	\$166.33
		2022Q2	1	22,800.00	\$3,361,860	\$147.45	\$165.37
			2	25,570.00	\$3,793,980	\$148.38	\$165.47
-----							
	BINDER RICH INTERMEDIATE COURSE, 4.75MM / T						
	407010M	2022Q2	1	8,048.00	\$2,655,840	\$330.00	\$296.67
		2022Q3	1	802.00	\$232,580	\$290.00	\$271.67
			2	8,850.00	\$2,888,420	\$326.38	\$294.40
-----							
	MICROPAVING JOINTS / LF						
	421007M	2022Q1	1	16,750.00	\$67,838	\$4.05	\$4.05
			1	16,750.00	\$67,838	\$4.05	\$4.05
-----							

WEIGHTED AVERAGE ITEM PRICE REPORT  
BY REGION, ITEM, AND QUARTER

REGION	ITEM	CALENDAR QUARTER	NUMBER OF OCCUR'S	TOTAL QUANTITY	TOTAL DOLLARS	AVERAGE AWARDED PRICE	AVERAGE OF LOW 3 BIDDERS
N	SLURRY SEAL AGGREGATE, TYPE II / T						
	421010M	2022Q1	1	1,410.00	\$160,106	\$113.55	\$113.55
			1	1,410.00	\$160,106	\$113.55	\$113.55
	SLURRY SEAL EMULSION / GAL						
	421011M	2022Q1	1	41,697.00	\$448,660	\$10.76	\$10.76
			1	41,697.00	\$448,660	\$10.76	\$10.76
	FOG SEAL STRIP / LF						
	422004M	2022Q1	4	28,967.00	\$34,718	\$1.20	\$1.25
		2022Q2	1	15,800.00	\$79,000	\$5.00	\$3.90
		2022Q3	1	650.00	\$7,150	\$11.00	\$5.35
			6	45,417.00	\$120,868	\$2.66	\$2.23
	CHIP SEAL PG88-22FR / SY						
	424110M	2022Q4	1	153,765.00	\$1,064,054	\$6.92	\$6.92
			1	153,765.00	\$1,064,054	\$6.92	\$6.92
	SCRUB SEAL / SY						
	425001M	2022Q4	1	153,765.00	\$1,064,054	\$6.92	\$6.92
			1	153,765.00	\$1,064,054	\$6.92	\$6.92
	PARTIAL DEPTH CONCRETE REPAIR, HOT APPL / SY						
	452004M	2022Q2	1	223.00	\$263,140	\$1,180.00	\$1,529.75
			1	223.00	\$263,140	\$1,180.00	\$1,529.75



WEIGHTED AVERAGE ITEM PRICE REPORT  
BY REGION, ITEM, AND QUARTER

REGION	ITEM	CALENDAR QUARTER	NUMBER OF OCCUR'S	TOTAL QUANTITY	TOTAL DOLLARS	AVERAGE AWARDED PRICE	AVERAGE OF LOW 3 BIDDERS
N	FULL DEPTH CONCRETE PAVEMENT REPAIR, HMA / SY						
	453006M	2022Q1	4	950.00	\$58,250	\$61.32	\$106.34
		2022Q2	1	6,800.00	\$6,800	\$1.00	\$54.00
		2022Q3	1	50.00	\$7,000	\$140.00	\$88.33
		2022Q4	1	50.00	\$25,000	\$500.00	\$500.00
			7	7,850.00	\$97,050	\$12.36	\$63.39
	FULL DEPTH CONCRETE PAVEMENT REPAIR, PRE / SY						
	453013M	2022Q2	1	180.00	\$411,300	\$2,285.00	\$1,949.35
			1	180.00	\$411,300	\$2,285.00	\$1,949.35
	CLEANING AND SEALING JOINTS AND CRACKS I / LF						
	456006M	2022Q2	1	135,000.00	\$587,250	\$4.35	\$3.57
		2022Q3	1	2,000.00	\$3,500	\$1.75	\$3.58
			2	137,000.00	\$590,750	\$4.31	\$3.57
	TEMPORARY SHEETING / SF						
	501003P	2022Q1	2	4,244.00	\$122,480	\$28.86	\$12.58
		2022Q2	7	14,594.00	\$73,785	\$5.06	\$26.83
		2022Q3	1	8,540.00	\$85	\$0.01	\$1.01
			10	27,378.00	\$196,350	\$7.17	\$16.56
	PERMANENT SHEETING / SF						
	501006P	2022Q2	1	1,734.00	\$346,800	\$200.00	\$203.33
			1	1,734.00	\$346,800	\$200.00	\$203.33
	TEMPORARY COFFERDAM / LS						
	501009P	2022Q2	1	1.00	\$1,325,000	\$1,325,000	\$1,664,431
			1	1.00	\$1,325,000	\$1,325,000	\$1,664,431

WEIGHTED AVERAGE ITEM PRICE REPORT  
BY REGION, ITEM, AND QUARTER

REGION	ITEM	CALENDAR QUARTER	NUMBER OF OCCUR'S	TOTAL QUANTITY	TOTAL DOLLARS	AVERAGE AWARDED PRICE	AVERAGE OF LOW 3 BIDDERS
N	FURNISHING EQUIPMENT FOR DRIVING PILES / LS						
	502003P	2022Q2	1	1.00	\$150,000	\$150,000	\$216,000
			1	1.00	\$150,000	\$150,000	\$216,000
	TEST PILE, FURNISHED / LF						
	502009M	2022Q2	1	614.00	\$61,400	\$100.00	\$165.00
			1	614.00	\$61,400	\$100.00	\$165.00
	TEST PILE, DRIVEN / LF						
	502012M	2022Q2	1	614.00	\$92,100	\$150.00	\$101.67
			1	614.00	\$92,100	\$150.00	\$101.67
	DYNAMIC PILE LOAD TEST / U						
	502018M	2022Q2	1	9.00	\$27,000	\$3,000.00	\$3,683.33
			1	9.00	\$27,000	\$3,000.00	\$3,683.33
	CAST-IN-PLACE CONCRETE PILE, FURNISHED, / LF						
	502030M	2022Q2	1	6,821.00	\$682,100	\$100.00	\$121.67
			1	6,821.00	\$682,100	\$100.00	\$121.67
	CAST-IN-PLACE CONCRETE PILE, DRIVEN, 18" / LF						
	502054M	2022Q2	1	6,821.00	\$545,680	\$80.00	\$77.67
			1	6,821.00	\$545,680	\$80.00	\$77.67
	PILE SHOE / U						
	502207M	2022Q2	1	126.00	\$94,500	\$750.00	\$566.67
			1	126.00	\$94,500	\$750.00	\$566.67

WEIGHTED AVERAGE ITEM PRICE REPORT  
BY REGION, ITEM, AND QUARTER

REGION	ITEM	CALENDAR QUARTER	NUMBER OF OCCUR'S	TOTAL QUANTITY	TOTAL DOLLARS	AVERAGE AWARDED PRICE	AVERAGE OF LOW 3 BIDDERS
N	RESTRIKE WITH PDA AND CAPWAP ANALYSIS / U						
	502307M	2022Q2	1	2.00	\$30,000	\$15,000.00	\$11,166.67
			1	2.00	\$30,000	\$15,000.00	\$11,166.67
-----							
	FURNISHING DRILLED SHAFT EQUIPMENT / LS						
	503003P	2022Q2	5	5.00	\$89,000	\$17,800.00	\$55,266.67
			5	5.00	\$89,000	\$17,800.00	\$55,266.67
-----							
	CROSSHOLE SONIC LOGGING / U						
	503012M	2022Q2	4	7.00	\$35,000	\$5,000.00	\$4,297.62
			4	7.00	\$35,000	\$5,000.00	\$4,297.62
-----							
	SHAFT CORING / LF						
	503015M	2022Q2	4	43.00	\$6,880	\$160.00	\$536.71
			4	43.00	\$6,880	\$160.00	\$536.71
-----							
	DRILLED SHAFT IN SOIL 36" DIAMETER / LF						
	503018M	2022Q2	1	116.00	\$185,600	\$1,600.00	\$1,360.00
			1	116.00	\$185,600	\$1,600.00	\$1,360.00
-----							
	DRILLED SHAFT IN SOIL 48" DIAMETER / LF						
	503021M	2022Q2	1	655.00	\$982,500	\$1,500.00	\$758.33
			1	655.00	\$982,500	\$1,500.00	\$758.33
-----							
	DRILLED SHAFT IN SOIL 60" DIAMETER / LF						
	503027M	2022Q2	3	73.00	\$175,770	\$2,407.81	\$2,023.72
			3	73.00	\$175,770	\$2,407.81	\$2,023.72
-----							

WEIGHTED AVERAGE ITEM PRICE REPORT  
BY REGION, ITEM, AND QUARTER

REGION	ITEM	CALENDAR QUARTER	NUMBER OF OCCUR'S	TOTAL QUANTITY	TOTAL DOLLARS	AVERAGE AWARDED PRICE	AVERAGE OF LOW 3 BIDDERS
N	DRILLED SHAFT IN ROCK 36" DIAMETER / LF						
	503033M	2022Q2	1	60.00	\$30,000	\$500.00	\$1,005.05
			1	60.00	\$30,000	\$500.00	\$1,005.05
	DRILLED SHAFT IN ROCK, 42" DIAMETER / LF						
	503035M	2022Q2	1	400.00	\$1,200,000	\$3,000.00	\$1,416.67
			1	400.00	\$1,200,000	\$3,000.00	\$1,416.67
	DRILLED SHAFT IN ROCK 60" DIAMETER / LF						
	503042M	2022Q2	1	10.00	\$48,000	\$4,800.00	\$3,891.67
			1	10.00	\$48,000	\$4,800.00	\$3,891.67
	TOMOGRAPHY / U						
	503051M	2022Q2	4	4.00	\$7,200	\$1,800.00	\$2,616.67
			4	4.00	\$7,200	\$1,800.00	\$2,616.67
	REINFORCEMENT STEEL / LB						
	504003P	2022Q1	1	201,480.00	\$312,294	\$1.55	\$2.07
		2022Q2	2	57,940.00	\$139,380	\$2.41	\$2.36
			3	259,420.00	\$451,674	\$1.74	\$2.13
	REINFORCEMENT STEEL, EPOXY-COATED / LB						
	504006P	2022Q1	2	212,075.00	\$424,150	\$2.00	\$2.01
		2022Q2	9	212,634.00	\$661,052	\$3.11	\$2.78
		2022Q3	1	22,000.00	\$60,500	\$2.75	\$3.00
			12	446,709.00	\$1,145,702	\$2.56	\$2.43

WEIGHTED AVERAGE ITEM PRICE REPORT  
BY REGION, ITEM, AND QUARTER

REGION	ITEM	CALENDAR QUARTER	NUMBER OF OCCUR'S	TOTAL QUANTITY	TOTAL DOLLARS	AVERAGE AWARDED PRICE	AVERAGE OF LOW 3 BIDDERS
N	DRILL AND GROUT REINFORCEMENT STEEL / LF						
	504010P	2022Q1	1	726.00	\$16,698	\$23.00	\$24.33
		2022Q2	2	45.00	\$3,675	\$81.67	\$108.33
			3	771.00	\$20,373	\$26.42	\$29.24
	CONCRETE FOOTING / CY						
	504015P	2022Q1	1	696.00	\$417,600	\$600.00	\$566.67
		2022Q2	6	766.00	\$788,900	\$1,029.90	\$906.62
		2022Q3	1	180.00	\$72,000	\$400.00	\$528.33
			8	1,642.00	\$1,278,500	\$778.62	\$721.05
	CONCRETE WING WALL / CY						
	504018P	2022Q1	2	658.00	\$1,193,200	\$1,813.37	\$2,067.22
		2022Q2	2	228.00	\$360,500	\$1,581.14	\$1,820.64
		2022Q3	1	30.00	\$36,000	\$1,200.00	\$1,783.33
			5	916.00	\$1,589,700	\$1,735.48	\$1,996.55
	CONCRETE ABUTMENT WALL / CY						
	504024P	2022Q1	2	176.00	\$241,600	\$1,372.73	\$1,066.67
		2022Q2	2	587.00	\$675,350	\$1,150.51	\$1,275.71
			4	763.00	\$916,950	\$1,201.77	\$1,227.49
	CONCRETE PIER COLUMN AND CAP, HPC / CY						
	504026P	2022Q2	5	70.00	\$232,430	\$3,320.43	\$2,377.71
			5	70.00	\$232,430	\$3,320.43	\$2,377.71
	CONCRETE PIER COLUMN AND CAP / CY						
	504027P	2022Q1	1	54.00	\$124,200	\$2,300.00	\$2,033.33
			1	54.00	\$124,200	\$2,300.00	\$2,033.33

WEIGHTED AVERAGE ITEM PRICE REPORT  
BY REGION, ITEM, AND QUARTER

REGION	ITEM	CALENDAR QUARTER	NUMBER OF OCCUR'S	TOTAL QUANTITY	TOTAL DOLLARS	AVERAGE AWARDED PRICE	AVERAGE OF LOW 3 BIDDERS
N	CONCRETE DIAPHRAGM, HPC / CY						
	504032P	2022Q1	1	49.00	\$73,500	\$1,500.00	\$1,533.33
			1	49.00	\$73,500	\$1,500.00	\$1,533.33
-----							
	EPOXY WATERPROOFING / SY						
	504036P	2022Q1	2	104.00	\$5,200	\$50.00	\$59.36
		2022Q2	7	218.00	\$26,515	\$121.63	\$94.17
			9	322.00	\$31,715	\$98.49	\$82.92
-----							
	CONCRETE SURFACE TREATMENT / SY						
	504040P	2022Q1	1	1,136.00	\$45,440	\$40.00	\$19.33
			1	1,136.00	\$45,440	\$40.00	\$19.33
-----							
	CONCRETE STAINING / SY						
	504048P	2022Q1	2	1,883.00	\$44,513	\$23.64	\$25.56
		2022Q2	1	1,275.00	\$35,700	\$28.00	\$39.33
			3	3,158.00	\$80,213	\$25.40	\$31.12
-----							
	CONCRETE PYLON / LF						
	504053P	2022Q1	2	16.00	\$42,560	\$2,660.00	\$2,525.00
			2	16.00	\$42,560	\$2,660.00	\$2,525.00
-----							
	PRESTRESSED CONCRETE BOX BEAM, (TYPE BI- / LF						
	505027P	2022Q2	1	458.00	\$274,800	\$600.00	\$1,100.00
			1	458.00	\$274,800	\$600.00	\$1,100.00
-----							

WEIGHTED AVERAGE ITEM PRICE REPORT  
BY REGION, ITEM, AND QUARTER

REGION	ITEM	CALENDAR QUARTER	NUMBER OF OCCUR'S	TOTAL QUANTITY	TOTAL DOLLARS	AVERAGE AWARDED PRICE	AVERAGE OF LOW 3 BIDDERS
N	PRECAST CONCRETE CULVERT / LF						
	505057P	2022Q3	1	105.00	\$1,412,250	\$13,450.00	\$12,216.67
			1	105.00	\$1,412,250	\$13,450.00	\$12,216.67
	PRECAST CONCRETE RELIEF SLAB / CY						
	505059P	2022Q2	1	12.00	\$51,600	\$4,300.00	\$4,078.31
			1	12.00	\$51,600	\$4,300.00	\$4,078.31
	STRUCTURAL STEEL / LS						
	506003P	2022Q1	2	2.00	\$4,400,000	\$2,200,000	\$2,493,944
		2022Q2	2	2.00	\$4,915,000	\$2,457,500	\$2,520,682
			4	4.00	\$9,315,000	\$2,328,750	\$2,507,313
	REINFORCED ELASTOMERIC BEARING ASSEMBLY / U						
	506006P	2022Q1	1	30.00	\$141,000	\$4,700.00	\$4,500.00
		2022Q2	2	36.00	\$232,000	\$6,444.44	\$6,746.96
			3	66.00	\$373,000	\$5,651.52	\$5,725.61
	SHEAR CONNECTOR / U						
	506012P	2022Q1	1	7,020.00	\$35,100	\$5.00	\$5.00
		2022Q2	1	7,712.00	\$42,416	\$5.50	\$5.67
			2	14,732.00	\$77,516	\$5.26	\$5.35
	STEEL PEDESTRIAN BRIDGE / LS						
	506018P	2022Q1	1	1.00	\$548,000	\$548,000	\$666,000
			1	1.00	\$548,000	\$548,000	\$666,000

WEIGHTED AVERAGE ITEM PRICE REPORT  
BY REGION, ITEM, AND QUARTER

REGION	ITEM	CALENDAR QUARTER	NUMBER OF OCCUR'S	TOTAL QUANTITY	TOTAL DOLLARS	AVERAGE AWARDED PRICE	AVERAGE OF LOW 3 BIDDERS
N	STRONGBACK / LS						
	506068P	2022Q2	1	1.00	\$915,000	\$915,000	\$919,936
			1	1.00	\$915,000	\$915,000	\$919,936
	TEMPORARY BEAM / LS						
	506070P	2022Q2	1	1.00	\$10,000	\$10,000.00	\$86,666.67
			1	1.00	\$10,000	\$10,000.00	\$86,666.67
	DOWEL / U						
	506090P	2022Q2	1	360.00	\$19,800	\$55.00	\$81.53
			1	360.00	\$19,800	\$55.00	\$81.53
	STRIP SEAL EXPANSION JOINT ASSEMBLY / LF						
	507015P	2022Q1	2	170.00	\$78,650	\$462.65	\$440.49
		2022Q2	2	232.00	\$173,200	\$746.55	\$797.24
			4	402.00	\$251,850	\$626.49	\$646.37
	CONCRETE BRIDGE DECK, HPC / CY						
	507024P	2022Q1	2	669.00	\$993,500	\$1,485.05	\$1,395.57
		2022Q2	1	141.00	\$282,000	\$2,000.00	\$3,133.33
			3	810.00	\$1,275,500	\$1,574.69	\$1,698.07
	DATE PANEL / U						
	507027M	2022Q1	2	4.00	\$3,040	\$760.00	\$1,276.80
		2022Q2	1	2.00	\$8,000	\$4,000.00	\$3,392.68
		2022Q3	1	2.00	\$6,000	\$3,000.00	\$2,366.67
			4	8.00	\$17,040	\$2,130.00	\$2,078.24



WEIGHTED AVERAGE ITEM PRICE REPORT  
BY REGION, ITEM, AND QUARTER

REGION	ITEM	CALENDAR QUARTER	NUMBER OF OCCUR'S	TOTAL QUANTITY	TOTAL DOLLARS	AVERAGE AWARDED PRICE	AVERAGE OF LOW 3 BIDDERS
N	CONCRETE BRIDGE SIDEWALK, HPC / CY						
	507033P	2022Q1	1	78.00	\$62,400	\$800.00	\$950.00
		2022Q2	2	98.00	\$110,250	\$1,125.00	\$1,127.71
		2022Q3	1	60.00	\$18,000	\$300.00	\$733.33
			4	236.00	\$190,650	\$807.84	\$968.71
	BARRIER PARAPET MODIFICATIONS / LF						
	507037P	2022Q1	1	3.00	\$13,005	\$4,335.00	\$4,928.33
		2022Q2	1	23.00	\$67,850	\$2,950.00	\$2,662.50
			2	26.00	\$80,855	\$3,109.81	\$2,923.94
	CONCRETE BRIDGE PARAPET, HPC / LF						
	507039P	2022Q1	1	562.00	\$73,060	\$130.00	\$181.67
		2022Q2	6	590.00	\$329,040	\$557.69	\$539.94
		2022Q3	1	42.00	\$54,600	\$1,300.00	\$925.00
			8	1,194.00	\$456,700	\$382.50	\$384.85
	CONCRETE SLEEPER SLAB / CY						
	507050M	2022Q2	1	46.00	\$55,200	\$1,200.00	\$1,266.67
			1	46.00	\$55,200	\$1,200.00	\$1,266.67
	CONCRETE BRIDGE APPROACH / CY						
	507051P	2022Q2	1	165.00	\$231,000	\$1,400.00	\$1,455.08
			1	165.00	\$231,000	\$1,400.00	\$1,455.08
	CONCRETE BRIDGE RELIEF SLAB / SY						
	507054P	2022Q2	1	247.00	\$98,800	\$400.00	\$400.00
			1	247.00	\$98,800	\$400.00	\$400.00

WEIGHTED AVERAGE ITEM PRICE REPORT  
BY REGION, ITEM, AND QUARTER

REGION	ITEM	CALENDAR QUARTER	NUMBER OF OCCUR'S	TOTAL QUANTITY	TOTAL DOLLARS	AVERAGE AWARDED PRICE	AVERAGE OF LOW 3 BIDDERS
N	CONC BRD DECK, LIGHTWEIGHT CORROSION / CY						
	507075P	2022Q2	1	299.00	\$672,750	\$2,250.00	\$1,666.67
			1	299.00	\$672,750	\$2,250.00	\$1,666.67
	STEEL 1 BAR BRIDGE RAILING / LF						
	507082P	2022Q1	1	551.00	\$103,037	\$187.00	\$160.32
			1	551.00	\$103,037	\$187.00	\$160.32
	STEEL 4 BAR BRIDGE RAILING / LF						
	507085P	2022Q2	1	237.00	\$100,725	\$425.00	\$395.00
		2022Q3	1	90.00	\$37,800	\$420.00	\$398.33
			2	327.00	\$138,525	\$423.62	\$395.92
	INLET FRAME AND GRATE / U						
	508003M	2022Q3	1	5.00	\$8,000	\$1,600.00	\$1,616.67
			1	5.00	\$8,000	\$1,600.00	\$1,616.67
	" FIBERGLASS PIPE / LF						
	508902P	2022Q1	1	67.00	\$6,030	\$90.00	\$88.33
			1	67.00	\$6,030	\$90.00	\$88.33
	CHAIN-LINK FENCE, ALUMINUM-COATED STEEL, / LF						
	509078P	2022Q1	1	551.00	\$121,220	\$220.00	\$220.00
			1	551.00	\$121,220	\$220.00	\$220.00
	CHAIN-LINK FENCE, TYPE I, ZINC-COATED / LF						
	509097P	2022Q2	1	424.00	\$84,800	\$200.00	\$239.48
			1	424.00	\$84,800	\$200.00	\$239.48

WEIGHTED AVERAGE ITEM PRICE REPORT  
BY REGION, ITEM, AND QUARTER

REGION	ITEM	CALENDAR QUARTER	NUMBER OF OCCUR'S	TOTAL QUANTITY	TOTAL DOLLARS	AVERAGE AWARDED PRICE	AVERAGE OF LOW 3 BIDDERS
N	STEEL PEDESTRIAN BRIDGE RAILING, 4' HIGH / LF						
	509114P	2022Q1	1	1,300.00	\$585,000	\$450.00	\$450.00
			1	1,300.00	\$585,000	\$450.00	\$450.00
	CHAIN-LINK FENCE, TYPE IV, PVC-COATED / LF						
	509127P	2022Q1	1	110.00	\$19,800	\$180.00	\$243.33
			1	110.00	\$19,800	\$180.00	\$243.33
	BRIDGE COMB RAILING (1 RAIL, STEEL) / LF						
	509150P	2022Q2	1	504.00	\$88,200	\$175.00	\$182.61
			1	504.00	\$88,200	\$175.00	\$182.61
	CANTILEVER SIGN SUPPORT, STRUCTURE NO. _ / U						
	512003M	2022Q2	4	4.00	\$447,000	\$111,750	\$170,583
			4	4.00	\$447,000	\$111,750	\$170,583
	OVERHEAD SIGN SUPPORT, STRUCTURE NO. ___ / U						
	512012M	2022Q2	1	1.00	\$182,000	\$182,000	\$277,333
			1	1.00	\$182,000	\$182,000	\$277,333
	RETAINING WALL, CAST-IN-PLACE, LOCATION / SF						
	513006P	2022Q2	1	8,205.00	\$1,805,100	\$220.00	\$377.67
			1	8,205.00	\$1,805,100	\$220.00	\$377.67
	LANDSCAPE RETAINING WALL / SF						
	513015P	2022Q2	1	560.00	\$56,000	\$100.00	\$130.58
			1	560.00	\$56,000	\$100.00	\$130.58

WEIGHTED AVERAGE ITEM PRICE REPORT  
BY REGION, ITEM, AND QUARTER

REGION	ITEM	CALENDAR QUARTER	NUMBER OF OCCUR'S	TOTAL QUANTITY	TOTAL DOLLARS	AVERAGE AWARDED PRICE	AVERAGE OF LOW 3 BIDDERS
N	TEMPORARY SUPPORT / LS						
	514015P	2022Q2	2	2.00	\$265,000	\$132,500	\$142,384
			2	2.00	\$265,000	\$132,500	\$142,384
	TEMPORARY STRUCTURE, UTILITIES SUPPORT / LS						
	514017P	2022Q3	1	1.00	\$30,000	\$30,000.00	\$68,666.67
			1	1.00	\$30,000	\$30,000.00	\$68,666.67
	CONCRETE DECK REPAIR, TYPE B / SF						
	551006M	2022Q2	1	675.00	\$91,125	\$135.00	\$116.67
			1	675.00	\$91,125	\$135.00	\$116.67
	PARAPET MODIFICATIONS / LF						
	551080P	2022Q2	11	217.00	\$484,400	\$2,232.26	\$1,969.95
			11	217.00	\$484,400	\$2,232.26	\$1,969.95
	PRESSURE INJECTION, CONCRETE CRACKS / LF						
	552003M	2022Q1	1	23.00	\$2,300	\$100.00	\$101.33
			1	23.00	\$2,300	\$100.00	\$101.33
	CONCRETE SPALL REPAIR, TYPE 1 / SF						
	555009M	2022Q1	1	12.00	\$3,600	\$300.00	\$283.33
			1	12.00	\$3,600	\$300.00	\$283.33
	RIVET REPLACEMENT / U						
	558005P	2022Q1	1	912.00	\$182,400	\$200.00	\$175.00
			1	912.00	\$182,400	\$200.00	\$175.00

WEIGHTED AVERAGE ITEM PRICE REPORT  
BY REGION, ITEM, AND QUARTER

REGION	ITEM	CALENDAR QUARTER	NUMBER OF OCCUR'S	TOTAL QUANTITY	TOTAL DOLLARS	AVERAGE AWARDED PRICE	AVERAGE OF LOW 3 BIDDERS
N	24" CORRUGATED METAL PIPE / LF						
	601092P	2022Q1	1	20.00	\$30,000	\$1,500.00	\$1,500.00
			1	20.00	\$30,000	\$1,500.00	\$1,500.00
	36" CORRUGATED METAL PIPE / LF						
	601100P	2022Q2	1	42.00	\$2,100	\$50.00	\$112.63
			1	42.00	\$2,100	\$50.00	\$112.63
	12" REINFORCED CONCRETE PIPE / LF						
	601120P	2022Q4	1	7.00	\$2,800	\$400.00	\$433.33
			1	7.00	\$2,800	\$400.00	\$433.33
	15" REINFORCED CONCRETE PIPE / LF						
	601122P	2022Q1	1	107.00	\$10,700	\$100.00	\$88.33
		2022Q2	4	6,369.00	\$857,582	\$134.65	\$139.83
		2022Q3	2	1,521.00	\$152,925	\$100.54	\$107.82
		2022Q4	1	3.00	\$2,700	\$900.00	\$1,133.33
			8	8,000.00	\$1,023,907	\$127.99	\$133.43
	18" REINFORCED CONCRETE PIPE / LF						
	601124P	2022Q2	3	3,933.00	\$483,780	\$123.01	\$158.29
		2022Q3	2	742.00	\$60,970	\$82.17	\$106.99
			5	4,675.00	\$544,750	\$116.52	\$150.15
	24" REINFORCED CONCRETE PIPE / LF						
	601128P	2022Q2	1	1,398.00	\$188,730	\$135.00	\$213.33
		2022Q3	2	1,668.00	\$218,955	\$131.27	\$143.95
			3	3,066.00	\$407,685	\$132.97	\$175.59

WEIGHTED AVERAGE ITEM PRICE REPORT  
BY REGION, ITEM, AND QUARTER

REGION	ITEM	CALENDAR QUARTER	NUMBER OF OCCUR'S	TOTAL QUANTITY	TOTAL DOLLARS	AVERAGE AWARDED PRICE	AVERAGE OF LOW 3 BIDDERS
N	30" REINFORCED CONCRETE PIPE / LF						
	601132P	2022Q2	1	811.00	\$137,870	\$170.00	\$249.33
		2022Q3	1	400.00	\$54,000	\$135.00	\$145.55
			2	1,211.00	\$191,870	\$158.44	\$215.05
	36" REINFORCED CONCRETE PIPE / LF						
	601134P	2022Q2	1	329.00	\$78,960	\$240.00	\$294.67
			1	329.00	\$78,960	\$240.00	\$294.67
	15" REINFORCED CONCRETE PIPE, CLASS IV / LF						
	601158P	2022Q2	1	64.00	\$6,400	\$100.00	\$132.33
		2022Q3	1	9.00	\$1,350	\$150.00	\$193.33
			2	73.00	\$7,750	\$106.16	\$139.85
	18" REINFORCED CONCRETE PIPE, CLASS IV / LF						
	601160P	2022Q2	2	186.00	\$23,431	\$125.97	\$171.72
			2	186.00	\$23,431	\$125.97	\$171.72
	24" REINFORCED CONCRETE PIPE, CLASS IV / LF						
	601164P	2022Q2	1	79.00	\$10,428	\$132.00	\$215.67
			1	79.00	\$10,428	\$132.00	\$215.67
	24" REINFORCED CONCRETE PIPE, CLASS V / LF						
	601200P	2022Q3	1	65.00	\$13,000	\$200.00	\$253.32
			1	65.00	\$13,000	\$200.00	\$253.32

WEIGHTED AVERAGE ITEM PRICE REPORT  
 BY REGION, ITEM, AND QUARTER

REGION	ITEM	CALENDAR QUARTER	NUMBER OF OCCUR'S	TOTAL QUANTITY	TOTAL DOLLARS	AVERAGE AWARDED PRICE	AVERAGE OF LOW 3 BIDDERS
N	18" HIGH DENSITY POLYETHYLENE PIPE / LF						
	601250P	2022Q2	1	476.00	\$40,460	\$85.00	\$97.33
			1	476.00	\$40,460	\$85.00	\$97.33
	18" CORRUGATED STEEL END SECTION / U						
	601300M	2022Q2	1	1.00	\$3,250	\$3,250.00	\$3,766.67
			1	1.00	\$3,250	\$3,250.00	\$3,766.67
	SUBBASE OUTLET DRAIN / LF						
	601404P	2022Q2	1	98.00	\$4,900	\$50.00	\$71.96
			1	98.00	\$4,900	\$50.00	\$71.96
	8" HIGH DENSITY POLYETHYLENE PIPE / LF						
	601409P	2022Q1	1	134.00	\$8,040	\$60.00	\$47.33
			1	134.00	\$8,040	\$60.00	\$47.33
	8" CORRUGATED STEEL UNDERDRAIN PIPE / LF						
	601410P	2022Q1	1	165.00	\$6,930	\$42.00	\$46.67
		2022Q2	1	14.00	\$2,100	\$150.00	\$139.60
			2	179.00	\$9,030	\$50.45	\$53.93
	UNDERDRAIN, TYPE F / LF						
	601416P	2022Q2	1	54.00	\$4,860	\$90.00	\$97.02
			1	54.00	\$4,860	\$90.00	\$97.02
	8" PERFORATED HD POLYETHYLENE PIPE / LF						
	601419P	2022Q1	1	850.00	\$29,750	\$35.00	\$33.67

(item continued)

WEIGHTED AVERAGE ITEM PRICE REPORT  
 BY REGION, ITEM, AND QUARTER

REGION	ITEM	CALENDAR QUARTER	NUMBER OF OCCUR'S	TOTAL QUANTITY	TOTAL DOLLARS	AVERAGE AWARDED PRICE	AVERAGE OF LOW 3 BIDDERS
N	8" PERFORATED HD POLYETHYLENE PIPE / LF						
	601419P	2022Q2	2	461.00	\$28,840	\$62.56	\$67.06
			3	1,311.00	\$58,590	\$44.69	\$45.41
-----							
	14" X 23" REINFORCED CONCRETE ELLIPTICAL / LF						
	601596P	2022Q2	1	117.00	\$17,316	\$148.00	\$269.33
			1	117.00	\$17,316	\$148.00	\$269.33
-----							
	24" X 38" REINFORCED CONCRETE ELLIPTICAL / LF						
	601602P	2022Q2	1	76.00	\$15,200	\$200.00	\$316.67
			1	76.00	\$15,200	\$200.00	\$316.67
-----							
	34" X 53" REINFORCED CONCRETE ELLIPTICAL / LF						
	601610P	2022Q2	1	133.00	\$259,350	\$1,950.00	\$1,741.67
			1	133.00	\$259,350	\$1,950.00	\$1,741.67
-----							
	14" X 23" REINFORCED CONCRETE ELLIPTICAL / LF						
	601630P	2022Q2	2	253.00	\$47,015	\$185.83	\$215.75
			2	253.00	\$47,015	\$185.83	\$215.75
-----							
	24" X 38" REINFORCED CONCRETE ELLIPTICAL / LF						
	601636P	2022Q2	1	41.00	\$9,020	\$220.00	\$353.33
			1	41.00	\$9,020	\$220.00	\$353.33
-----							
	VIDEO INSPECTION OF PIPE / LF						
	601664M	2022Q2	1	958.00	\$16,286	\$17.00	\$8.20
			1	958.00	\$16,286	\$17.00	\$8.20
-----							



WEIGHTED AVERAGE ITEM PRICE REPORT  
BY REGION, ITEM, AND QUARTER

REGION	ITEM	CALENDAR QUARTER	NUMBER OF OCCUR'S	TOTAL QUANTITY	TOTAL DOLLARS	AVERAGE AWARDED PRICE	AVERAGE OF LOW 3 BIDDERS
N	CLEANING EXISTING PIPE, 10" DIAMETER / LF						
	601668M	2022Q2	1	125.00	\$875	\$7.00	\$6.00
			1	125.00	\$875	\$7.00	\$6.00
	CLEANING EXISTING PIPE, 12" TO 24" DIAME / LF						
	601670M	2022Q1	4	1,780.00	\$13,918	\$7.82	\$9.57
		2022Q2	6	29,221.00	\$329,421	\$11.27	\$8.85
		2022Q3	2	3,372.00	\$25,487	\$7.56	\$8.26
			12	34,373.00	\$368,825	\$10.73	\$8.83
	CLEANING EXISTING PIPE, OVER 24" TO 48" / LF						
	601672M	2022Q2	3	5,155.00	\$144,080	\$27.95	\$23.78
		2022Q3	2	856.00	\$16,111	\$18.82	\$20.44
			5	6,011.00	\$160,191	\$26.65	\$23.31
	CLEANING EXISTING PIPE, OVER 48" TO 72" / LF						
	601674M	2022Q2	1	1,340.00	\$55,744	\$41.60	\$34.20
			1	1,340.00	\$55,744	\$41.60	\$34.20
	18" DUCTILE IRON PIPE / LF						
	601681M	2022Q2	1	150.00	\$36,000	\$240.00	\$281.67
			1	150.00	\$36,000	\$240.00	\$281.67
	CONCRETE HEADWALL / CY						
	602006P	2022Q2	3	341.00	\$833,000	\$2,442.82	\$2,816.40
			3	341.00	\$833,000	\$2,442.82	\$2,816.40

WEIGHTED AVERAGE ITEM PRICE REPORT  
BY REGION, ITEM, AND QUARTER

REGION	ITEM	CALENDAR QUARTER	NUMBER OF OCCUR'S	TOTAL QUANTITY	TOTAL DOLLARS	AVERAGE AWARDED PRICE	AVERAGE OF LOW 3 BIDDERS
N	INLET, TYPE A / U						
	602009M	2022Q2	2	7.00	\$38,400	\$5,485.71	\$4,723.81
		2022Q3	1	1.00	\$4,500	\$4,500.00	\$4,850.00
			3	8.00	\$42,900	\$5,362.50	\$4,739.58
-----							
	SPECIAL INLET, TYPE B / U						
	602011M	2022Q2	1	1.00	\$14,500	\$14,500.00	\$20,398.13
			1	1.00	\$14,500	\$14,500.00	\$20,398.13
-----							
	INLET, TYPE B / U						
	602012M	2022Q2	4	122.00	\$621,800	\$5,096.72	\$5,791.14
		2022Q3	2	49.00	\$357,000	\$7,285.71	\$6,294.55
		2022Q4	1	2.00	\$20,000	\$10,000.00	\$10,000.00
			7	173.00	\$998,800	\$5,773.41	\$5,982.38
-----							
	INLET, TYPE DOUBLE B / U						
	602013M	2022Q2	1	25.00	\$212,500	\$8,500.00	\$8,666.67
		2022Q3	2	5.00	\$55,000	\$11,000.00	\$9,005.87
			3	30.00	\$267,500	\$8,916.67	\$8,723.20
-----							
	INLET, TYPE E / U						
	602018M	2022Q1	1	1.00	\$7,000	\$7,000.00	\$6,333.33
		2022Q2	1	8.00	\$40,000	\$5,000.00	\$5,400.00
		2022Q3	2	5.00	\$36,500	\$7,300.00	\$5,503.05
			4	14.00	\$83,500	\$5,964.29	\$5,503.47
-----							
	INLET, TYPE DOUBLE E / U						
	602019M	2022Q2	1	1.00	\$9,000	\$9,000.00	\$9,833.33
			1	1.00	\$9,000	\$9,000.00	\$9,833.33
-----							

WEIGHTED AVERAGE ITEM PRICE REPORT  
 BY REGION, ITEM, AND QUARTER

REGION	ITEM	CALENDAR QUARTER	NUMBER OF OCCUR'S	TOTAL QUANTITY	TOTAL DOLLARS	AVERAGE AWARDED PRICE	AVERAGE OF LOW 3 BIDDERS
N	INLET, TYPE ES / U						
	602021M	2022Q2	2	5.00	\$42,000	\$8,400.00	\$8,640.00
			2	5.00	\$42,000	\$8,400.00	\$8,640.00
	INLET, TYPE D-1 / U						
	602030M	2022Q2	1	48.00	\$211,200	\$4,400.00	\$5,333.33
			1	48.00	\$211,200	\$4,400.00	\$5,333.33
	STORM DRAIN MARKER / U						
	602031M	2022Q1	2	32.00	\$2,150	\$67.19	\$53.67
			2	32.00	\$2,150	\$67.19	\$53.67
	INLET, TYPE D-2 / U						
	602033M	2022Q2	2	8.00	\$42,400	\$5,300.00	\$7,445.83
			2	8.00	\$42,400	\$5,300.00	\$7,445.83
	INLET, TYPE E-1 / U						
	602036M	2022Q2	1	1.00	\$7,500	\$7,500.00	\$9,000.00
			1	1.00	\$7,500	\$7,500.00	\$9,000.00
	INLET, TYPE A MODIFIED / U						
	602042M	2022Q2	1	2.00	\$15,000	\$7,500.00	\$7,133.33
			1	2.00	\$15,000	\$7,500.00	\$7,133.33
	INLET, TYPE B-2 MODIFIED / U						
	602051M	2022Q2	1	1.00	\$15,000	\$15,000.00	\$10,166.67

(item continued)

WEIGHTED AVERAGE ITEM PRICE REPORT  
BY REGION, ITEM, AND QUARTER

REGION	ITEM	CALENDAR QUARTER	NUMBER OF OCCUR'S	TOTAL QUANTITY	TOTAL DOLLARS	AVERAGE AWARDED PRICE	AVERAGE OF LOW 3 BIDDERS
N	INLET, TYPE B-2 MODIFIED / U						
	602051M	2022Q3	1	1.00	\$9,500	\$9,500.00	\$9,140.57
			2	2.00	\$24,500	\$12,250.00	\$9,653.62
-----							
	MANHOLE, 4' DIAMETER / U						
	602054M	2022Q1	1	3.00	\$36,000	\$12,000.00	\$7,750.00
		2022Q2	4	17.00	\$103,000	\$6,058.82	\$6,230.04
		2022Q3	2	3.00	\$18,500	\$6,166.67	\$5,590.01
			7	23.00	\$157,500	\$6,847.83	\$6,344.81
-----							
	MANHOLE, 5' DIAMETER / U						
	602057M	2022Q2	1	2.00	\$15,000	\$7,500.00	\$8,133.33
		2022Q3	1	1.00	\$12,500	\$12,500.00	\$9,682.45
			2	3.00	\$27,500	\$9,166.67	\$8,649.71
-----							
	INLET CONVERTED TO MANHOLE / U						
	602096M	2022Q2	2	2.00	\$5,400	\$2,700.00	\$3,073.51
		2022Q3	1	1.00	\$2,400	\$2,400.00	\$3,030.97
		2022Q4	1	1.00	\$2,800	\$2,800.00	\$3,933.33
			4	4.00	\$10,600	\$2,650.00	\$3,277.83
-----							
	RESET EXISTING CASTING / U						
	602099M	2022Q1	5	61.00	\$12,000	\$196.72	\$263.49
		2022Q2	6	50.00	\$42,575	\$851.50	\$735.94
		2022Q3	1	16.00	\$12,000	\$750.00	\$614.30
		2022Q4	1	2.00	\$1,400	\$700.00	\$1,733.33
			13	129.00	\$67,975	\$526.94	\$512.91
-----							

WEIGHTED AVERAGE ITEM PRICE REPORT  
BY REGION, ITEM, AND QUARTER

REGION	ITEM	CALENDAR QUARTER	NUMBER OF OCCUR'S	TOTAL QUANTITY	TOTAL DOLLARS	AVERAGE AWARDED PRICE	AVERAGE OF LOW 3 BIDDERS
N	SET INLET TYPE A, CASTING / U						
	602102M	2022Q1	4	47.00	\$12,112	\$257.70	\$421.08
			4	47.00	\$12,112	\$257.70	\$421.08
	SET INLET TYPE B, CASTING / U						
	602105M	2022Q1	6	129.00	\$163,416	\$1,266.79	\$1,199.41
		2022Q2	6	53.00	\$107,560	\$2,029.43	\$1,710.21
		2022Q3	1	4.00	\$6,800	\$1,700.00	\$1,383.33
			13	186.00	\$277,776	\$1,493.42	\$1,348.91
	SET INLET TYPE E, CASTING / U						
	602108M	2022Q1	4	48.00	\$16,103	\$335.48	\$540.85
		2022Q2	2	12.00	\$28,400	\$2,366.67	\$1,843.62
		2022Q3	2	2.00	\$3,700	\$1,850.00	\$1,837.99
			8	62.00	\$48,203	\$777.47	\$834.85
	SET INLET TYPE ES, CASTING / U						
	602111M	2022Q1	4	14.00	\$19,410	\$1,386.43	\$1,630.24
			4	14.00	\$19,410	\$1,386.43	\$1,630.24
	SET MANHOLE CASTING / U						
	602114M	2022Q1	4	86.00	\$50,564	\$587.95	\$909.84
		2022Q2	1	25.00	\$52,500	\$2,100.00	\$1,500.00
		2022Q3	1	4.00	\$4,200	\$1,050.00	\$1,000.00
			6	115.00	\$107,264	\$932.73	\$1,041.28
	SET SQUARE FRAMED MANHOLE CASTING, CIRCU / U						
	602117M	2022Q1	2	22.00	\$46,000	\$2,090.91	\$2,187.12
			2	22.00	\$46,000	\$2,090.91	\$2,187.12

WEIGHTED AVERAGE ITEM PRICE REPORT  
 BY REGION, ITEM, AND QUARTER

REGION	ITEM	CALENDAR QUARTER	NUMBER OF OCCUR'S	TOTAL QUANTITY	TOTAL DOLLARS	AVERAGE AWARDED PRICE	AVERAGE OF LOW 3 BIDDERS
N	RECONSTRUCTED INLET, TYPE A, USING EXIST / U						
	602120M	2022Q1	3	11.00	\$5,800	\$527.27	\$409.92
			3	11.00	\$5,800	\$527.27	\$409.92
	RECONSTRUCTED INLET, TYPE B, USING EXIST / U						
	602123M	2022Q1	2	10.00	\$500	\$50.00	\$284.17
		2022Q2	2	3.00	\$9,500	\$3,166.67	\$2,836.78
		2022Q3	1	1.00	\$2,000	\$2,000.00	\$2,750.00
			5	14.00	\$12,000	\$857.14	\$1,007.29
	RECONSTRUCTED INLET, TYPE E, USING EXIST / U						
	602129M	2022Q1	2	10.00	\$550	\$55.00	\$285.83
		2022Q2	1	2.00	\$10,000	\$5,000.00	\$3,000.00
			3	12.00	\$10,550	\$879.17	\$738.19
	RECONSTRUCTED INLET, TYPE D-1, USING EXI / U						
	602138M	2022Q2	1	1.00	\$6,000	\$6,000.00	\$5,838.50
			1	1.00	\$6,000	\$6,000.00	\$5,838.50
	RECONSTRUCTED INLET, TYPE D-2, USING EXI / U						
	602141M	2022Q2	1	2.00	\$4,000	\$2,000.00	\$2,108.33
			1	2.00	\$4,000	\$2,000.00	\$2,108.33
	RECONSTRUCTED INLET, TYPE E-2, USING EXI / U						
	602147M	2022Q2	1	1.00	\$5,000	\$5,000.00	\$3,133.33
			1	1.00	\$5,000	\$5,000.00	\$3,133.33

WEIGHTED AVERAGE ITEM PRICE REPORT  
BY REGION, ITEM, AND QUARTER

REGION	ITEM	CALENDAR QUARTER	NUMBER OF OCCUR'S	TOTAL QUANTITY	TOTAL DOLLARS	AVERAGE AWARDED PRICE	AVERAGE OF LOW 3 BIDDERS
N	RECONSTRUCTED INLET, TYPE___, EXIST CAST / U						
	602148M	2022Q2	1	1.00	\$2,000	\$2,000.00	\$2,950.00
			1	1.00	\$2,000	\$2,000.00	\$2,950.00
	RECONSTRUCTED INLET, TYPE A, USING NEW C / U						
	602150M	2022Q1	4	26.00	\$13,900	\$534.62	\$673.85
			4	26.00	\$13,900	\$534.62	\$673.85
	RECONSTRUCTED INLET, TYPE B, USING NEW C / U						
	602153M	2022Q1	5	95.00	\$144,079	\$1,516.62	\$1,474.53
		2022Q2	2	9.00	\$23,700	\$2,633.33	\$2,673.27
			7	104.00	\$167,779	\$1,613.26	\$1,578.26
	RECONSTRUCTED INLET, TYPE E, USING NEW C / U						
	602159M	2022Q1	4	26.00	\$16,670	\$641.15	\$879.62
			4	26.00	\$16,670	\$641.15	\$879.62
	RECONSTRUCTED INLET, TYPE D-1, USING NEW / U						
	602168M	2022Q1	1	2.00	\$5,060	\$2,530.00	\$2,431.67
			1	2.00	\$5,060	\$2,530.00	\$2,431.67
	RECONSTRUCTED INLET, TYPE D-2, USING NEW / U						
	602171M	2022Q1	1	2.00	\$5,720	\$2,860.00	\$2,746.67
		2022Q2	1	6.00	\$18,000	\$3,000.00	\$3,833.33
			2	8.00	\$23,720	\$2,965.00	\$3,561.67

WEIGHTED AVERAGE ITEM PRICE REPORT  
BY REGION, ITEM, AND QUARTER

REGION	ITEM	CALENDAR QUARTER	NUMBER OF OCCUR'S	TOTAL QUANTITY	TOTAL DOLLARS	AVERAGE AWARDED PRICE	AVERAGE OF LOW 3 BIDDERS
N	RECONSTRUCTED MANHOLE, USING EXISTING CA / U						
	602180M	2022Q1	2	10.00	\$500	\$50.00	\$308.33
			2	10.00	\$500	\$50.00	\$308.33
	RECONSTRUCTED MANHOLE, USING NEW CASTING / U						
	602183M	2022Q1	4	17.00	\$13,490	\$793.53	\$955.69
		2022Q2	1	2.00	\$5,000	\$2,500.00	\$1,745.00
			5	19.00	\$18,490	\$973.16	\$1,038.77
	EXTENSION RING FOR EXISTING MANHOLE, 5' / U						
	602201M	2022Q2	1	11.00	\$3,850	\$350.00	\$533.33
			1	11.00	\$3,850	\$350.00	\$533.33
	BICYCLE SAFE GRATE / U						
	602210M	2022Q1	6	283.00	\$38,095	\$134.61	\$266.70
		2022Q2	4	71.00	\$36,375	\$512.32	\$516.15
			10	354.00	\$74,470	\$210.37	\$316.73
	CURB PIECE / U						
	602213M	2022Q1	6	377.00	\$82,625	\$219.16	\$273.78
		2022Q2	7	181.00	\$91,120	\$503.43	\$520.28
		2022Q4	1	1.00	\$650	\$650.00	\$716.67
			14	559.00	\$174,395	\$311.98	\$354.39
	CLEANING DRAINAGE STRUCTURE / U						
	602216M	2022Q1	5	200.00	\$55,135	\$275.68	\$352.70
		2022Q2	6	561.00	\$218,080	\$388.73	\$381.14

(item continued)



WEIGHTED AVERAGE ITEM PRICE REPORT  
BY REGION, ITEM, AND QUARTER

REGION	ITEM	CALENDAR QUARTER	NUMBER OF OCCUR'S	TOTAL QUANTITY	TOTAL DOLLARS	AVERAGE AWARDED PRICE	AVERAGE OF LOW 3 BIDDERS
N	CLEANING DRAINAGE STRUCTURE / U						
	602216M	2022Q3	2	35.00	\$20,110	\$574.57	\$499.77
			13	796.00	\$293,325	\$368.50	\$379.21
	TRENCH DRAIN / LF						
	602220M	2022Q1	1	99.00	\$39,600	\$400.00	\$350.00
			1	99.00	\$39,600	\$400.00	\$350.00
	MANUFACTURED TREATMENT DEVICE / U						
	602229M	2022Q2	1	5.00	\$350,000	\$70,000.00	\$90,000.00
			1	5.00	\$350,000	\$70,000.00	\$90,000.00
	INLET, TYPE ES MODIFIED / U						
	602285M	2022Q2	1	1.00	\$17,500	\$17,500.00	\$11,333.33
			1	1.00	\$17,500	\$17,500.00	\$11,333.33
	TIDAL CHECK VALVE, SIZE 24" / U						
	602346M	2022Q2	1	1.00	\$22,000	\$22,000.00	\$13,466.67
			1	1.00	\$22,000	\$22,000.00	\$13,466.67
	TIDAL CHECK VALVE, SIZE 30" / U						
	602347M	2022Q2	1	3.00	\$84,000	\$28,000.00	\$17,000.00
			1	3.00	\$84,000	\$28,000.00	\$17,000.00
	TIDAL CHECK VALVE, SIZE 36" / U						
	602348M	2022Q2	1	2.00	\$70,000	\$35,000.00	\$20,666.67
			1	2.00	\$70,000	\$35,000.00	\$20,666.67

WEIGHTED AVERAGE ITEM PRICE REPORT  
BY REGION, ITEM, AND QUARTER

REGION	ITEM	CALENDAR QUARTER	NUMBER OF OCCUR'S	TOTAL QUANTITY	TOTAL DOLLARS	AVERAGE AWARDED PRICE	AVERAGE OF LOW 3 BIDDERS
N	CONCRETE SLOPE PROTECTION, REINFORCED, 4 / SY						
	603015P	2022Q1	1	24.00	\$4,800	\$200.00	\$215.00
			1	24.00	\$4,800	\$200.00	\$215.00
	RIPRAP STONE SLOPE PROTECTION, "THICK / SY						
	603017P	2022Q2	1	2,860.00	\$185,900	\$65.00	\$76.33
			1	2,860.00	\$185,900	\$65.00	\$76.33
	RIPRAP STONE SLOPE PROTECTION, 24" THICK / SY						
	603024P	2022Q2	1	113.00	\$11,300	\$100.00	\$133.44
		2022Q3	1	96.00	\$10,560	\$110.00	\$113.33
			2	209.00	\$21,860	\$104.59	\$124.20
	RIPRAP STONE CHANNEL PROTECTION, 12" THI / SY						
	603036P	2022Q1	1	6.00	\$900	\$150.00	\$150.00
		2022Q2	3	388.00	\$33,075	\$85.24	\$112.73
			4	394.00	\$33,975	\$86.23	\$113.30
	RIPRAP STONE CHANNEL PROTECTION, 16" THI / SY						
	603039P	2022Q2	1	215.00	\$18,275	\$85.00	\$98.33
			1	215.00	\$18,275	\$85.00	\$98.33
	GABION WALL / CY						
	604003P	2022Q2	1	65.00	\$26,000	\$400.00	\$533.33
			1	65.00	\$26,000	\$400.00	\$533.33

WEIGHTED AVERAGE ITEM PRICE REPORT  
BY REGION, ITEM, AND QUARTER

REGION	ITEM	CALENDAR QUARTER	NUMBER OF OCCUR'S	TOTAL QUANTITY	TOTAL DOLLARS	AVERAGE AWARDED PRICE	AVERAGE OF LOW 3 BIDDERS
N	CHAIN-LINK FENCE, ALUMINUM-COATED STEEL, / LF						
	605009P	2022Q1	1	3,000.00	\$201,000	\$67.00	\$80.88
			1	3,000.00	\$201,000	\$67.00	\$80.88
	CHAIN-LINK FENCE, PVC-COATED STEEL, 4' H / LF						
	605021P	2022Q2	1	280.00	\$8,680	\$31.00	\$31.00
			1	280.00	\$8,680	\$31.00	\$31.00
	CHAIN-LINK FENCE, PVC-COATED STEEL, 6' H / LF						
	605027P	2022Q1	1	1,500.00	\$100,500	\$67.00	\$83.13
		2022Q2	1	60.00	\$6,600	\$110.00	\$86.00
			2	1,560.00	\$107,100	\$68.65	\$83.24
	CHAIN-LINK FENCE, 4' HIGH / LF						
	605039P	2022Q1	1	343.00	\$12,005	\$35.00	\$55.00
			1	343.00	\$12,005	\$35.00	\$55.00
	CHAIN-LINK FENCE, 6' HIGH / LF						
	605045P	2022Q2	1	2,057.00	\$111,078	\$54.00	\$55.33
			1	2,057.00	\$111,078	\$54.00	\$55.33
	GATE, CHAIN-LINK FENCE, ALUMINUM COATED / U						
	605060M	2022Q1	1	3.00	\$0	\$0.01	\$180.01
			1	3.00	\$0	\$0.01	\$180.01
	GATE, CHAIN-LINK FENCE, ALUMINUM COATED / U						
	605066M	2022Q1	1	3.00	\$0	\$0.01	\$375.01
			1	3.00	\$0	\$0.01	\$375.01

WEIGHTED AVERAGE ITEM PRICE REPORT  
 BY REGION, ITEM, AND QUARTER

REGION	ITEM	CALENDAR QUARTER	NUMBER OF OCCUR'S	TOTAL QUANTITY	TOTAL DOLLARS	AVERAGE AWARDED PRICE	AVERAGE OF LOW 3 BIDDERS
N	GATE, CHAIN-LINK FENCE, ALUMINUM COATED / U						
	605069M	2022Q1	1	3.00	\$0	\$0.01	\$462.51
			1	3.00	\$0	\$0.01	\$462.51
	GATE, CHAIN-LINK FENCE, ALUMINUM COATED / U						
	605072M	2022Q1	1	3.00	\$0	\$0.01	\$480.01
			1	3.00	\$0	\$0.01	\$480.01
	GATE, CHAIN-LINK FENCE, ALUMINUM COATED / U						
	605081M	2022Q1	1	3.00	\$0	\$0.01	\$637.51
			1	3.00	\$0	\$0.01	\$637.51
	GATE, CHAIN-LINK FENCE, PVC-COATED STEEL / U						
	605099M	2022Q1	1	3.00	\$0	\$0.01	\$267.51
			1	3.00	\$0	\$0.01	\$267.51
	GATE, CHAIN-LINK FENCE, PVC-COATED STEEL / U						
	605105M	2022Q1	1	3.00	\$0	\$0.01	\$430.01
			1	3.00	\$0	\$0.01	\$430.01
	GATE, CHAIN-LINK FENCE, PVC-COATED STEEL / U						
	605108M	2022Q1	1	3.00	\$0	\$0.01	\$700.01
			1	3.00	\$0	\$0.01	\$700.01
	GATE, CHAIN-LINK FENCE, PVC-COATED STEEL / U						
	605111M	2022Q1	1	3.00	\$0	\$0.01	\$725.01
			1	3.00	\$0	\$0.01	\$725.01

WEIGHTED AVERAGE ITEM PRICE REPORT  
BY REGION, ITEM, AND QUARTER

REGION	ITEM	CALENDAR QUARTER	NUMBER OF OCCUR'S	TOTAL QUANTITY	TOTAL DOLLARS	AVERAGE AWARDED PRICE	AVERAGE OF LOW 3 BIDDERS
N	GATE, CHAIN-LINK FENCE, PVC-COATED STEEL / U						
	605120M	2022Q1	1	3.00	\$0	\$0.01	\$950.01
			1	3.00	\$0	\$0.01	\$950.01
	SLIDING GATE, SECURITY FENCE, 12' WIDE / U						
	605152M	2022Q1	1	2.00	\$0	\$0.01	\$2,312.51
			1	2.00	\$0	\$0.01	\$2,312.51
	REPAIRING CHAIN-LINK FENCE / LF						
	605174M	2022Q1	1	2,000.00	\$120,000	\$60.00	\$67.11
			1	2,000.00	\$120,000	\$60.00	\$67.11
	BARRIER CURB MOUNTED FENCE / LF						
	605175M	2022Q1	1	770.00	\$115,500	\$150.00	\$147.33
			1	770.00	\$115,500	\$150.00	\$147.33
	TEMPORARY CHAIN-LINK FENCE, 6' HIGH / LF						
	605183P	2022Q2	1	100.00	\$6,000	\$60.00	\$48.67
			1	100.00	\$6,000	\$60.00	\$48.67
	HANDRAIL / LF						
	605193P	2022Q1	1	1,465.00	\$131,850	\$90.00	\$56.33
			1	1,465.00	\$131,850	\$90.00	\$56.33
	WOOD STOCKADE FENCE / LF						
	605195P	2022Q2	1	88.00	\$14,520	\$165.00	\$123.33
			1	88.00	\$14,520	\$165.00	\$123.33

WEIGHTED AVERAGE ITEM PRICE REPORT  
BY REGION, ITEM, AND QUARTER

REGION	ITEM	CALENDAR QUARTER	NUMBER OF OCCUR'S	TOTAL QUANTITY	TOTAL DOLLARS	AVERAGE AWARDED PRICE	AVERAGE OF LOW 3 BIDDERS
N	DEER FENCE, TEMPORARY / LF						
	605205P	2022Q3	1	929.00	\$6,039	\$6.50	\$15.50
			1	929.00	\$6,039	\$6.50	\$15.50
	RESET FENCE / LF						
	605212P	2022Q1	2	1,250.00	\$97,500	\$78.00	\$83.15
		2022Q2	1	190.00	\$14,440	\$76.00	\$62.00
			3	1,440.00	\$111,940	\$77.74	\$80.36
	VINYL PRIVACY FENCE, 6' HIGH / LF						
	605230P	2022Q2	1	55.00	\$6,875	\$125.00	\$112.72
			1	55.00	\$6,875	\$125.00	\$112.72
	HOT MIX ASPHALT SIDEWALK, 2" THICK / SY						
	606003P	2022Q2	2	35.00	\$2,200	\$62.86	\$84.67
			2	35.00	\$2,200	\$62.86	\$84.67
	HOT MIX ASPHALT SIDEWALK, 5 1/2" THICK / SY						
	606009P	2022Q1	2	17.00	\$2,925	\$172.06	\$161.08
		2022Q3	1	20.00	\$2,300	\$115.00	\$108.30
			3	37.00	\$5,225	\$141.22	\$132.55
	CONCRETE SIDEWALK, 4" THICK / SY						
	606012P	2022Q1	4	1,252.00	\$65,020	\$51.93	\$85.85
		2022Q2	6	8,153.00	\$1,128,411	\$138.40	\$145.12
		2022Q3	2	571.00	\$64,972	\$113.79	\$116.62
		2022Q4	1	300.00	\$54,000	\$180.00	\$145.00
			13	10,276.00	\$1,312,403	\$127.72	\$136.31

WEIGHTED AVERAGE ITEM PRICE REPORT  
BY REGION, ITEM, AND QUARTER

REGION	ITEM	CALENDAR QUARTER	NUMBER OF OCCUR'S	TOTAL QUANTITY	TOTAL DOLLARS	AVERAGE AWARDED PRICE	AVERAGE OF LOW 3 BIDDERS
N	TINTED CONCRETE SIDEWALK, 4" THICK / SY						
	606013P	2022Q2	2	568.00	\$102,840	\$181.06	\$190.35
		2022Q4	1	125.00	\$31,250	\$250.00	\$180.00
			3	693.00	\$134,090	\$193.49	\$188.48
-----							
	CONCRETE SIDEWALK, 6" THICK / SY						
	606018P	2022Q1	5	2,331.00	\$304,017	\$130.42	\$138.65
		2022Q2	1	1.00	\$1,100	\$1,100.00	\$700.00
			6	2,332.00	\$305,117	\$130.84	\$138.90
-----							
	CONCRETE SIDEWALK, 8" THICK / SY						
	606021P	2022Q2	3	1,083.00	\$364,380	\$336.45	\$344.29
			3	1,083.00	\$364,380	\$336.45	\$344.29
-----							
	CONCRETE SIDEWALK, REINFORCED, 6" THICK / SY						
	606024P	2022Q1	1	727.00	\$36,350	\$50.00	\$100.00
			1	727.00	\$36,350	\$50.00	\$100.00
-----							
	RESET GRANITE BLOCK / SY						
	606025P	2022Q2	1	119.00	\$16,065	\$135.00	\$135.00
			1	119.00	\$16,065	\$135.00	\$135.00
-----							
	RESET PRECAST CONCRETE PAVERS / SY						
	606028P	2022Q1	1	258.00	\$32,508	\$126.00	\$133.67
		2022Q2	1	50.00	\$6,750	\$135.00	\$135.00
			2	308.00	\$39,258	\$127.46	\$133.88
-----							

WEIGHTED AVERAGE ITEM PRICE REPORT  
BY REGION, ITEM, AND QUARTER

REGION	ITEM	CALENDAR QUARTER	NUMBER OF OCCUR'S	TOTAL QUANTITY	TOTAL DOLLARS	AVERAGE AWARDED PRICE	AVERAGE OF LOW 3 BIDDERS
N	BRICK PAVERS / SY						
	606029P	2022Q1	1	25.00	\$2,500	\$100.00	\$172.00
			1	25.00	\$2,500	\$100.00	\$172.00
-----							
	HOT MIX ASPHALT DRIVEWAY, 6" THICK / SY						
	606039P	2022Q1	4	808.00	\$40,070	\$49.59	\$71.27
		2022Q2	1	884.00	\$37,128	\$42.00	\$69.00
		2022Q3	1	1,635.00	\$138,975	\$85.00	\$86.37
			6	3,327.00	\$216,173	\$64.98	\$78.09
-----							
	HOT MIX ASPHALT DRIVEWAY, VARIABLE THICK / SY						
	606042P	2022Q1	4	1,738.00	\$95,370	\$54.87	\$61.99
		2022Q2	1	223.00	\$14,495	\$65.00	\$73.33
		2022Q3	2	758.00	\$57,480	\$75.83	\$84.52
			7	2,719.00	\$167,345	\$61.55	\$69.20
-----							
	STONE OR GRAVEL DRIVEWAY, ___" THICK / SY						
	606044P	2022Q2	1	149.00	\$5,215	\$35.00	\$34.67
			1	149.00	\$5,215	\$35.00	\$34.67
-----							
	CONCRETE DRIVEWAY, 6" THICK / SY						
	606051P	2022Q1	2	1,258.00	\$194,089	\$154.28	\$151.73
		2022Q2	1	88.00	\$13,200	\$150.00	\$167.33
		2022Q3	2	131.00	\$17,775	\$135.69	\$144.07
			5	1,477.00	\$225,064	\$152.38	\$151.98
-----							
	CONCRETE DRIVEWAY, 8" THICK / SY						
	606054P	2022Q2	1	166.00	\$33,200	\$200.00	\$190.70
			1	166.00	\$33,200	\$200.00	\$190.70
-----							



WEIGHTED AVERAGE ITEM PRICE REPORT  
BY REGION, ITEM, AND QUARTER

REGION	ITEM	CALENDAR QUARTER	NUMBER OF OCCUR'S	TOTAL QUANTITY	TOTAL DOLLARS	AVERAGE AWARDED PRICE	AVERAGE OF LOW 3 BIDDERS
N	CONCRETE DRIVEWAY, REINFORCED, 6" THICK / SY						
	606057P	2022Q2	1	34.00	\$5,100	\$150.00	\$176.67
			1	34.00	\$5,100	\$150.00	\$176.67
	CONCRETE DRIVEWAY, REINFORCED, 8" THICK / SY						
	606060P	2022Q1	2	266.00	\$50,351	\$189.29	\$180.66
			2	266.00	\$50,351	\$189.29	\$180.66
	CONCRETE ISLAND, 4" THICK / SY						
	606075P	2022Q2	2	1,232.00	\$193,043	\$156.69	\$150.07
		2022Q3	2	122.00	\$12,710	\$104.18	\$115.27
			4	1,354.00	\$205,753	\$151.96	\$146.93
	CONCRETE ISLAND, 6" THICK / SY						
	606078P	2022Q1	3	893.00	\$133,760	\$149.79	\$140.72
		2022Q2	2	40.00	\$8,500	\$212.50	\$215.90
			5	933.00	\$142,260	\$152.48	\$143.94
	CONCRETE ISLAND, 8" THICK / SY						
	606081P	2022Q3	1	28.00	\$8,540	\$305.00	\$218.33
			1	28.00	\$8,540	\$305.00	\$218.33
	DETECTABLE WARNING SURFACE / SY						
	606084P	2022Q1	6	218.00	\$58,217	\$267.05	\$325.71
		2022Q2	6	365.00	\$112,090	\$307.10	\$421.87
		2022Q3	1	30.00	\$22,500	\$750.00	\$405.38
		2022Q4	1	18.00	\$4,500	\$250.00	\$1,150.00
			14	631.00	\$197,307	\$312.69	\$408.64

WEIGHTED AVERAGE ITEM PRICE REPORT  
BY REGION, ITEM, AND QUARTER

REGION	ITEM	CALENDAR QUARTER	NUMBER OF OCCUR'S	TOTAL QUANTITY	TOTAL DOLLARS	AVERAGE AWARDED PRICE	AVERAGE OF LOW 3 BIDDERS
N	DETECTABLE WARNING SURFACE, PAVER / SF						
	606085P	2022Q1	1	16.00	\$302	\$18.90	\$51.97
			1	16.00	\$302	\$18.90	\$51.97
	TURF PAVERS / SY						
	606095P	2022Q1	1	150.00	\$22,500	\$150.00	\$153.33
		2022Q2	1	11.00	\$4,235	\$385.00	\$283.07
		2022Q3	1	50.00	\$10,000	\$200.00	\$215.00
			3	211.00	\$36,735	\$174.10	\$174.71
	STAMPED COLORED CONC SIDEWALKS, 4" / SY						
	606103P	2022Q1	1	83.00	\$15,687	\$189.00	\$228.00
		2022Q2	1	302.00	\$66,440	\$220.00	\$220.00
			2	385.00	\$82,127	\$213.32	\$221.72
	24" X 41" CONCRETE BARRIER CURB / LF						
	607012P	2022Q1	1	140.00	\$107,800	\$770.00	\$755.00
		2022Q2	2	788.00	\$310,280	\$393.76	\$314.97
			3	928.00	\$418,080	\$450.52	\$381.35
	9" X 16" CONCRETE VERTICAL CURB / LF						
	607018P	2022Q1	6	6,698.00	\$495,568	\$73.99	\$75.35
		2022Q2	10	34,486.00	\$3,027,502	\$87.79	\$67.75
		2022Q3	2	8,802.00	\$379,425	\$43.11	\$46.05
		2022Q4	1	385.00	\$42,350	\$110.00	\$110.00
			19	50,371.00	\$3,944,845	\$78.32	\$65.29
	9" X 18" CONCRETE VERTICAL CURB / LF						
	607021P	2022Q1	6	5,909.00	\$467,163	\$79.06	\$80.07

(item continued)

WEIGHTED AVERAGE ITEM PRICE REPORT  
BY REGION, ITEM, AND QUARTER

REGION	ITEM	CALENDAR QUARTER	NUMBER OF OCCUR'S	TOTAL QUANTITY	TOTAL DOLLARS	AVERAGE AWARDED PRICE	AVERAGE OF LOW 3 BIDDERS
N	9" X 18" CONCRETE VERTICAL CURB / LF						
	607021P	2022Q2	2	796.00	\$57,011	\$71.62	\$66.90
		2022Q4	1	112.00	\$12,880	\$115.00	\$130.00
			9	6,817.00	\$537,054	\$78.78	\$79.36
	9" X 20" CONCRETE VERTICAL CURB / LF						
	607024P	2022Q1	4	1,697.00	\$160,575	\$94.62	\$95.69
		2022Q2	1	21.00	\$1,806	\$86.00	\$82.33
		2022Q4	1	56.00	\$6,720	\$120.00	\$140.00
			6	1,774.00	\$169,101	\$95.32	\$96.93
	12" X 13" CONCRETE SLOPING CURB / LF						
	607030P	2022Q1	3	687.00	\$37,610	\$54.74	\$62.48
		2022Q2	3	2,176.00	\$111,666	\$51.32	\$48.54
		2022Q3	1	216.00	\$8,640	\$40.00	\$56.30
			7	3,079.00	\$157,916	\$51.29	\$52.19
	9" X 14" CONCRETE VERTICAL CURB / LF						
	607034P	2022Q1	2	1,053.00	\$111,643	\$106.02	\$95.00
		2022Q2	5	7,063.00	\$639,515	\$90.54	\$68.14
		2022Q3	2	1,096.00	\$52,624	\$48.01	\$49.81
			9	9,212.00	\$803,782	\$87.25	\$69.03
	9" X 6" CONCRETE VERTICAL CURB, DOWELLED / LF						
	607045P	2022Q1	1	1,584.00	\$47,520	\$30.00	\$30.67
			1	1,584.00	\$47,520	\$30.00	\$30.67
	9" X 10" CONCRETE VERTICAL CURB, DOWELLE / LF						
	607051P	2022Q2	1	280.00	\$22,400	\$80.00	\$80.00
			1	280.00	\$22,400	\$80.00	\$80.00

WEIGHTED AVERAGE ITEM PRICE REPORT  
 BY REGION, ITEM, AND QUARTER

REGION	ITEM	CALENDAR QUARTER	NUMBER OF OCCUR'S	TOTAL QUANTITY	TOTAL DOLLARS	AVERAGE AWARDED PRICE	AVERAGE OF LOW 3 BIDDERS
N	24" X VARIABLE HEIGHT CONCRETE BARRIER C / LF						
	607060P	2022Q2	2	1,558.00	\$348,455	\$223.66	\$234.07
		2022Q3	1	318.00	\$79,500	\$250.00	\$301.67
			3	1,876.00	\$427,955	\$228.12	\$245.52
	24" X VARIABLE HEIGHT CONCRETE BARRIER C / LF						
	607066P	2022Q2	1	1,714.00	\$342,800	\$200.00	\$326.67
			1	1,714.00	\$342,800	\$200.00	\$326.67
	GRANITE CURB / LF						
	607075P	2022Q2	2	231.00	\$19,010	\$82.29	\$141.22
		2022Q3	1	41.00	\$1,640	\$40.00	\$63.77
			3	272.00	\$20,650	\$75.92	\$129.55
	BELGIAN BLOCK CURB / LF						
	607076P	2022Q1	1	504.00	\$48,611	\$96.45	\$86.82
			1	504.00	\$48,611	\$96.45	\$86.82
	RESET GRANITE CURB / LF						
	607078P	2022Q2	1	160.00	\$12,000	\$75.00	\$75.00
			1	160.00	\$12,000	\$75.00	\$75.00
	9" X 4" HOT MIX ASPHALT CURB / LF						
	607081P	2022Q2	2	1,173.00	\$53,730	\$45.81	\$29.27
		2022Q3	1	467.00	\$10,041	\$21.50	\$24.15
			3	1,640.00	\$63,771	\$38.88	\$27.81

WEIGHTED AVERAGE ITEM PRICE REPORT  
 BY REGION, ITEM, AND QUARTER

REGION	ITEM	CALENDAR QUARTER	NUMBER OF OCCUR'S	TOTAL QUANTITY	TOTAL DOLLARS	AVERAGE AWARDED PRICE	AVERAGE OF LOW 3 BIDDERS
N	24 1/2" X ___" F SHAPE BAR CURB, DOWELLED / LF						
	607112P	2022Q2	1	1,822.00	\$300,630	\$165.00	\$255.00
			1	1,822.00	\$300,630	\$165.00	\$255.00
-----							
	VAR WIDTH X VAR HT F SHAPE CONC BAR CURB / LF						
	607115P	2022Q2	1	4,072.00	\$1,893,480	\$465.00	\$456.67
			1	4,072.00	\$1,893,480	\$465.00	\$456.67
-----							
	NONVEGETATIVE SURFACE, HOT MIX ASPHALT / SY						
	608003P	2022Q1	3	216.00	\$16,537	\$76.56	\$84.83
		2022Q2	2	366.00	\$18,260	\$49.89	\$54.95
		2022Q3	1	160.00	\$8,800	\$55.00	\$78.33
			6	742.00	\$43,597	\$58.76	\$68.69
-----							
	NONVEGETATIVE SURFACE, POROUS HMA / SY						
	608004P	2022Q1	1	1,193.00	\$55,594	\$46.60	\$46.62
		2022Q2	6	19,600.00	\$1,017,523	\$51.91	\$49.49
			7	20,793.00	\$1,073,116	\$51.61	\$49.32
-----							
	NONVEGETATIVE SURFACE, POROUS HOT MIX AS / SY						
	608005P	2022Q1	1	352.00	\$24,640	\$70.00	\$65.00
		2022Q2	2	3,100.00	\$201,400	\$64.97	\$70.53
		2022Q3	1	225.00	\$15,975	\$71.00	\$68.77
			4	3,677.00	\$242,015	\$65.82	\$69.89
-----							
	NONVEGETATIVE SURFACE, POLYESTER MATTING / SY						
	608012P	2022Q1	1	396.00	\$21,780	\$55.00	\$70.00

(item continued)

WEIGHTED AVERAGE ITEM PRICE REPORT  
BY REGION, ITEM, AND QUARTER

REGION	ITEM	CALENDAR QUARTER	NUMBER OF OCCUR'S	TOTAL QUANTITY	TOTAL DOLLARS	AVERAGE AWARDED PRICE	AVERAGE OF LOW 3 BIDDERS
N	NONVEGETATIVE SURFACE, POLYESTER MATTING / SY						
	608012P	2022Q2	1	552.00	\$37,536	\$68.00	\$62.53
		2022Q3	1	698.00	\$40,135	\$57.50	\$56.18
			3	1,646.00	\$99,451	\$60.42	\$61.64
-----							
	NONVEGETATIVE SURFACE, BROKEN STONE / SY						
	608015P	2022Q1	1	13.00	\$1,430	\$110.00	\$91.67
			1	13.00	\$1,430	\$110.00	\$91.67
-----							
	BEAM GUIDE RAIL / LF						
	609003M	2022Q1	4	6,387.00	\$254,969	\$39.92	\$38.95
		2022Q2	8	95,068.00	\$5,458,574	\$57.42	\$51.32
		2022Q3	2	1,255.00	\$58,355	\$46.50	\$45.52
			14	102,710.00	\$5,771,898	\$56.20	\$50.48
-----							
	BEAM GUIDE RAIL, BRIDGE / LF						
	609004M	2022Q2	3	2,246.00	\$446,865	\$198.96	\$249.60
			3	2,246.00	\$446,865	\$198.96	\$249.60
-----							
	MODIFIED THRIE BEAM GUIDE RAIL / LF						
	609009M	2022Q2	2	2,778.00	\$193,925	\$69.81	\$83.30
		2022Q3	1	19.00	\$2,128	\$112.00	\$111.70
			3	2,797.00	\$196,053	\$70.09	\$83.50
-----							
	THRIE BEAM GUIDE RAIL, BRIDGE / LF						
	609015M	2022Q2	2	438.00	\$101,050	\$230.71	\$234.09
			2	438.00	\$101,050	\$230.71	\$234.09
-----							

WEIGHTED AVERAGE ITEM PRICE REPORT  
BY REGION, ITEM, AND QUARTER

REGION	ITEM	CALENDAR QUARTER	NUMBER OF OCCUR'S	TOTAL QUANTITY	TOTAL DOLLARS	AVERAGE AWARDED PRICE	AVERAGE OF LOW 3 BIDDERS
N	RUB RAIL / LF						
	609021M	2022Q2	1	100.00	\$1,400	\$14.00	\$16.00
			1	100.00	\$1,400	\$14.00	\$16.00
-----							
	FLARED GUIDE RAIL TERMINAL / U						
	609024M	2022Q2	1	225.00	\$658,125	\$2,925.00	\$3,712.50
			1	225.00	\$658,125	\$2,925.00	\$3,712.50
-----							
	BURIED GUIDE RAIL TERMINAL / U						
	609025M	2022Q2	1	5.00	\$5	\$1.00	\$1,500.50
		2022Q3	1	1.00	\$3,350	\$3,350.00	\$3,102.00
			2	6.00	\$3,355	\$559.17	\$1,767.42
-----							
	TANGENT GUIDE RAIL TERMINAL / U						
	609027M	2022Q1	3	8.00	\$35,520	\$4,440.00	\$4,326.25
		2022Q2	8	120.00	\$417,525	\$3,479.38	\$4,096.19
		2022Q3	2	9.00	\$38,300	\$4,255.56	\$4,300.92
			13	137.00	\$491,345	\$3,586.46	\$4,123.07
-----							
	TELESCOPING GUIDE RAIL END TERMINAL / U						
	609030M	2022Q2	1	35.00	\$77,000	\$2,200.00	\$4,700.00
			1	35.00	\$77,000	\$2,200.00	\$4,700.00
-----							
	CONTROLLED RELEASE TERMINAL / U						
	609033M	2022Q2	2	16.00	\$11,200	\$700.00	\$1,330.92
			2	16.00	\$11,200	\$700.00	\$1,330.92
-----							

WEIGHTED AVERAGE ITEM PRICE REPORT  
BY REGION, ITEM, AND QUARTER

REGION	ITEM	CALENDAR QUARTER	NUMBER OF OCCUR'S	TOTAL QUANTITY	TOTAL DOLLARS	AVERAGE AWARDED PRICE	AVERAGE OF LOW 3 BIDDERS
N	CONTROLLED RELEASE TERMINAL ANCHORAGE / U						
	609036M	2022Q2	2	6.00	\$6,200	\$1,033.33	\$2,494.44
			2	6.00	\$6,200	\$1,033.33	\$2,494.44
	BEAM GUIDE RAIL ANCHORAGE / U						
	609039M	2022Q1	3	6.00	\$8,640	\$1,440.00	\$1,805.00
		2022Q2	8	123.00	\$155,320	\$1,262.76	\$1,814.18
		2022Q3	2	9.00	\$18,500	\$2,055.56	\$2,236.46
			13	138.00	\$182,460	\$1,322.17	\$1,841.32
	BEAM GUIDE RAIL POST / U						
	609042M	2022Q1	1	162.00	\$16,686	\$103.00	\$96.67
		2022Q2	2	190.00	\$33,088	\$174.15	\$155.00
			3	352.00	\$49,774	\$141.40	\$128.15
	BEAM GUIDE RAIL POST, 7' LONG / U						
	609045M	2022Q2	1	54.00	\$1,080	\$20.00	\$67.50
			1	54.00	\$1,080	\$20.00	\$67.50
	BEAM GUIDE RAIL POST, 8' LONG / U						
	609048M	2022Q1	1	37.00	\$4,440	\$120.00	\$116.67
		2022Q2	2	179.00	\$7,160	\$40.00	\$63.75
			3	216.00	\$11,600	\$53.70	\$72.82
	BEAM GUIDE RAIL POST, 9' LONG / U						
	609050M	2022Q2	1	15.00	\$1,875	\$125.00	\$119.33
			1	15.00	\$1,875	\$125.00	\$119.33



WEIGHTED AVERAGE ITEM PRICE REPORT  
BY REGION, ITEM, AND QUARTER

REGION	ITEM	CALENDAR QUARTER	NUMBER OF OCCUR'S	TOTAL QUANTITY	TOTAL DOLLARS	AVERAGE AWARDED PRICE	AVERAGE OF LOW 3 BIDDERS
N	BEAM GUIDE RAIL ELEMENT / LF						
	609054M	2022Q2	1	32.00	\$480	\$15.00	\$26.00
		2022Q3	1	25.00	\$400	\$16.00	\$43.67
			2	57.00	\$880	\$15.44	\$33.75
-----							
	APPROACH GUIDE RAIL TRANSITION TL-2 / U						
	609058M	2022Q1	2	3.00	\$6,420	\$2,140.00	\$2,191.11
		2022Q2	2	6.00	\$18,000	\$3,000.00	\$3,518.27
			4	9.00	\$24,420	\$2,713.33	\$3,075.88
-----							
	APPROACH GUIDE RAIL TRANSITION TL-3 / U						
	609059M	2022Q1	1	1.00	\$3,935	\$3,935.00	\$3,878.33
		2022Q2	3	24.00	\$98,800	\$4,116.67	\$4,017.22
		2022Q3	2	3.00	\$12,650	\$4,216.67	\$5,473.33
			6	28.00	\$115,385	\$4,120.89	\$4,168.27
-----							
	RESET BEAM GUIDE RAIL WITH EXISTING POST / LF						
	609063M	2022Q2	2	425.00	\$11,000	\$25.88	\$21.78
			2	425.00	\$11,000	\$25.88	\$21.78
-----							
	REMOVAL OF BEAM GUIDE RAIL / LF						
	609075M	2022Q1	4	6,579.00	\$16,209	\$2.46	\$1.86
		2022Q2	8	42,987.00	\$106,572	\$2.48	\$2.17
		2022Q3	1	1,110.00	\$3,885	\$3.50	\$3.18
		2022Q4	1	40.00	\$400	\$10.00	\$30.00
			14	50,716.00	\$127,066	\$2.51	\$2.17
-----							
	TRAFFIC STRIPES, 4" / LF						
	610003M	2022Q1	8	597,173.00	\$267,015	\$0.45	\$0.46

(item continued)

WEIGHTED AVERAGE ITEM PRICE REPORT  
BY REGION, ITEM, AND QUARTER

REGION	ITEM	CALENDAR QUARTER	NUMBER OF OCCUR'S	TOTAL QUANTITY	TOTAL DOLLARS	AVERAGE AWARDED PRICE	AVERAGE OF LOW 3 BIDDERS
N	TRAFFIC STRIPES, 4" / LF						
	610003M	2022Q2	9	576,918.00	\$271,778	\$0.47	\$0.43
		2022Q3	2	68,357.00	\$29,884	\$0.44	\$0.51
		2022Q4	2	150,555.00	\$168,111	\$1.12	\$0.94
			21	1,393,003.00	\$736,788	\$0.53	\$0.50
	TRAFFIC STRIPES, 6" / LF						
	610006M	2022Q1	2	75,000.00	\$36,375	\$0.49	\$0.49
		2022Q2	1	1,500.00	\$4,500	\$3.00	\$2.83
			3	76,500.00	\$40,875	\$0.53	\$0.53
	TRAFFIC STRIPES, 8" / LF						
	610007M	2022Q1	8	72,124.00	\$53,123	\$0.74	\$0.74
		2022Q2	3	12,627.00	\$11,510	\$0.91	\$0.96
		2022Q3	2	2,610.00	\$1,981	\$0.76	\$0.81
		2022Q4	1	770.00	\$1,001	\$1.30	\$1.55
			14	88,131.00	\$67,614	\$0.77	\$0.78
	TRAFFIC MARKINGS, SYMBOLS / SF						
	610008M	2022Q1	3	1,064.00	\$8,629	\$8.11	\$7.60
			3	1,064.00	\$8,629	\$8.11	\$7.60
	TRAFFIC MARKINGS / SF						
	610009M	2022Q1	2	1,412.00	\$5,817	\$4.12	\$4.26
		2022Q2	1	566.00	\$4,528	\$8.00	\$8.01
		2022Q4	1	180.00	\$3,240	\$18.00	\$18.00
			4	2,158.00	\$13,585	\$6.30	\$6.39

WEIGHTED AVERAGE ITEM PRICE REPORT  
BY REGION, ITEM, AND QUARTER

REGION	ITEM	CALENDAR QUARTER	NUMBER OF OCCUR'S	TOTAL QUANTITY	TOTAL DOLLARS	AVERAGE AWARDED PRICE	AVERAGE OF LOW 3 BIDDERS
N	RPM, MONO-DIRECTIONAL, WHITE LENS / U						
	610012M	2022Q1	6	4,039.00	\$146,923	\$36.38	\$34.59
		2022Q2	8	5,231.00	\$217,125	\$41.51	\$37.45
		2022Q3	2	339.00	\$11,169	\$32.95	\$40.05
		2022Q4	1	30.00	\$1,350	\$45.00	\$115.00
			17	9,639.00	\$376,567	\$39.07	\$36.58
	-----						
	TRAFFIC MARKING LINES, 4" / LF						
	610013M	2022Q1	2	20,000.00	\$14,800	\$0.74	\$0.75
			2	20,000.00	\$14,800	\$0.74	\$0.75
	-----						
	TRAFFIC MARKING LINES, 8" / LF						
	610014M	2022Q1	4	24,047.00	\$34,295	\$1.43	\$1.49
		2022Q2	7	31,622.00	\$55,427	\$1.75	\$1.70
		2022Q3	1	1,350.00	\$2,228	\$1.65	\$1.75
		2022Q4	1	1,200.00	\$2,100	\$1.75	\$1.98
			13	58,219.00	\$94,049	\$1.62	\$1.62
	-----						
	TRAFFIC MARKING LINES, 12" / LF						
	610016M	2022Q2	2	164.00	\$957	\$5.83	\$6.53
		2022Q3	1	70.00	\$154	\$2.20	\$2.17
			3	234.00	\$1,111	\$4.75	\$5.22
	-----						
	TRAFFIC MARKING LINES, 24" / LF						
	610017M	2022Q1	5	13,377.00	\$64,864	\$4.85	\$4.75
		2022Q2	8	20,202.00	\$113,524	\$5.62	\$5.49
		2022Q3	2	1,470.00	\$9,275	\$6.31	\$6.65
		2022Q4	1	360.00	\$1,890	\$5.25	\$6.75
			16	35,409.00	\$189,553	\$5.35	\$5.27
	-----						

WEIGHTED AVERAGE ITEM PRICE REPORT  
BY REGION, ITEM, AND QUARTER

REGION	ITEM	CALENDAR QUARTER	NUMBER OF OCCUR'S	TOTAL QUANTITY	TOTAL DOLLARS	AVERAGE AWARDED PRICE	AVERAGE OF LOW 3 BIDDERS
N	RPM, MONO-DIRECTIONAL, AMBER LENS / U						
	610018M	2022Q1	6	2,484.00	\$89,018	\$35.84	\$34.70
		2022Q2	8	2,232.00	\$91,878	\$41.16	\$38.34
		2022Q3	2	130.00	\$4,320	\$33.23	\$40.61
			16	4,846.00	\$185,216	\$38.22	\$36.54
	RPM, BI-DIRECTIONAL, AMBER LENS / U						
	610021M	2022Q1	4	2,509.00	\$86,258	\$34.38	\$34.36
		2022Q2	4	287.00	\$10,395	\$36.22	\$42.29
		2022Q3	1	15.00	\$510	\$34.00	\$35.57
		2022Q4	2	650.00	\$29,142	\$44.83	\$39.94
			11	3,461.00	\$126,305	\$36.49	\$36.07
	REMOVAL OF RPM / U						
	610024M	2022Q1	6	9,032.00	\$86,814	\$9.61	\$5.78
		2022Q2	6	6,984.00	\$78,815	\$11.29	\$9.50
		2022Q3	2	350.00	\$1,890	\$5.40	\$14.50
		2022Q4	2	680.00	\$39,001	\$57.35	\$39.45
			16	17,046.00	\$206,520	\$12.12	\$8.83
	RUMBLE STRIP / LF						
	610033M	2022Q1	5	45,717.00	\$68,706	\$1.50	\$1.74
		2022Q2	4	52,229.00	\$63,252	\$1.21	\$1.46
		2022Q3	1	650.00	\$10,563	\$16.25	\$16.55
		2022Q4	1	500.00	\$15,000	\$30.00	\$21.00
			11	99,096.00	\$157,520	\$1.59	\$1.79
	REMOVAL OF TRAFFIC STRIPES / LF						
	610036M	2022Q1	7	115,107.00	\$87,957	\$0.76	\$0.61

(item continued)

WEIGHTED AVERAGE ITEM PRICE REPORT  
BY REGION, ITEM, AND QUARTER

REGION	ITEM	CALENDAR QUARTER	NUMBER OF OCCUR'S	TOTAL QUANTITY	TOTAL DOLLARS	AVERAGE AWARDED PRICE	AVERAGE OF LOW 3 BIDDERS
N	REMOVAL OF TRAFFIC STRIPES / LF						
	610036M	2022Q2	7	492,930.00	\$398,265	\$0.81	\$0.72
		2022Q3	2	55,050.00	\$40,215	\$0.73	\$0.77
		2022Q4	1	146,355.00	\$109,766	\$0.75	\$0.75
			17	809,442.00	\$636,203	\$0.79	\$0.71
	REMOVAL OF RUMBLE STRIP / LF						
	610038M	2022Q2	3	22,797.00	\$178,615	\$7.84	\$10.24
		2022Q3	1	800.00	\$1,320	\$1.65	\$15.28
			4	23,597.00	\$179,935	\$7.63	\$10.41
	REMOVAL OF TRAFFIC MARKINGS / SF						
	610039M	2022Q1	6	2,331.00	\$4,543	\$1.95	\$1.92
		2022Q2	4	20,950.00	\$58,550	\$2.79	\$3.20
		2022Q3	1	2,000.00	\$4,400	\$2.20	\$2.15
		2022Q4	1	180.00	\$3,240	\$18.00	\$18.00
			12	25,461.00	\$70,733	\$2.78	\$3.10
	BOLLARD / U						
	610045M	2022Q1	1	4.00	\$1,000	\$250.00	\$441.67
			1	4.00	\$1,000	\$250.00	\$441.67
	TRAFFIC MARKINGS SYMBOLS / SF						
	610060M	2022Q1	4	5,418.00	\$39,354	\$7.26	\$7.42
		2022Q2	5	7,605.00	\$61,275	\$8.06	\$7.74
		2022Q3	2	2,653.00	\$19,779	\$7.46	\$7.60
		2022Q4	1	300.00	\$2,400	\$8.00	\$7.92
			12	15,976.00	\$122,807	\$7.69	\$7.61

WEIGHTED AVERAGE ITEM PRICE REPORT  
 BY REGION, ITEM, AND QUARTER

REGION	ITEM	CALENDAR QUARTER	NUMBER OF OCCUR'S	TOTAL QUANTITY	TOTAL DOLLARS	AVERAGE AWARDED PRICE	AVERAGE OF LOW 3 BIDDERS
N	CUSH, COMP BAR, TYPE 2, NARROW / U						
	611300M	2022Q2	1	1.00	\$50,000	\$50,000.00	\$50,000.00
			1	1.00	\$50,000	\$50,000.00	\$50,000.00
	CRASH CUSH, COMP BAR, TYPE 3, NARROW / U						
	611312M	2022Q2	2	20.00	\$817,000	\$40,850.00	\$41,900.00
		2022Q3	1	2.00	\$100,000	\$50,000.00	\$39,333.33
			3	22.00	\$917,000	\$41,681.82	\$41,666.67
	CRASH CUSHION, COMP BAR, TYPE 3, WIDE / U						
	611318M	2022Q2	2	10.00	\$558,000	\$55,800.00	\$56,940.00
		2022Q3	1	1.00	\$62,000	\$62,000.00	\$55,815.03
			3	11.00	\$620,000	\$56,363.64	\$56,837.73
	REGULATORY AND WARNING SIGN / SF						
	612003P	2022Q1	2	90.00	\$3,600	\$40.00	\$41.30
		2022Q2	7	3,431.00	\$142,356	\$41.49	\$43.89
		2022Q3	2	733.00	\$30,467	\$41.56	\$41.20
		2022Q4	1	264.00	\$17,160	\$65.00	\$96.00
			12	4,518.00	\$193,583	\$42.85	\$46.44
	GUIDE SIGN, TYPE GA, STEEL "U" POST SUPP / SF						
	612006P	2022Q2	2	528.00	\$21,956	\$41.58	\$55.53
		2022Q3	1	87.00	\$2,567	\$29.50	\$30.45
			3	615.00	\$24,523	\$39.87	\$51.98
	GUIDE SIGN, TYPE GA, BREAKAWAY SUPPORTS / SF						
	612009P	2022Q1	1	25.00	\$1,000	\$40.00	\$38.33
			1	25.00	\$1,000	\$40.00	\$38.33

WEIGHTED AVERAGE ITEM PRICE REPORT  
 BY REGION, ITEM, AND QUARTER

REGION	ITEM	CALENDAR QUARTER	NUMBER OF OCCUR'S	TOTAL QUANTITY	TOTAL DOLLARS	AVERAGE AWARDED PRICE	AVERAGE OF LOW 3 BIDDERS
N	GUIDE SIGN PANEL, TYPE GO / SF						
	612015P	2022Q2	1	1,315.00	\$59,175	\$45.00	\$46.00
			1	1,315.00	\$59,175	\$45.00	\$46.00
-----							
	RELOCATE SIGN / U						
	612021M	2022Q2	1	1.00	\$500	\$500.00	\$283.33
		2022Q3	1	2.00	\$500	\$250.00	\$283.33
			2	3.00	\$1,000	\$333.33	\$283.33
-----							
	OVERHEAD STREET NAME SIGNS / SF						
	612030P	2022Q2	3	590.00	\$31,316	\$53.08	\$54.12
		2022Q3	1	136.00	\$7,480	\$55.00	\$53.83
			4	726.00	\$38,796	\$53.44	\$54.06
-----							
	NOISE BARRIER, FOUNDATION / U						
	613002P	2022Q1	1	2.00	\$100,000	\$50,000.00	\$31,666.67
			1	2.00	\$100,000	\$50,000.00	\$31,666.67
-----							
	NOISE BARRIER, ROADWAY / SY						
	613004P	2022Q1	1	70.00	\$49,000	\$700.00	\$833.33
			1	70.00	\$49,000	\$700.00	\$833.33
-----							
	NOISE BARRIER, BRIDGE / SY						
	613005P	2022Q1	1	55.00	\$55,000	\$1,000.00	\$1,466.67
			1	55.00	\$55,000	\$1,000.00	\$1,466.67
-----							

WEIGHTED AVERAGE ITEM PRICE REPORT  
BY REGION, ITEM, AND QUARTER

REGION	ITEM	CALENDAR QUARTER	NUMBER OF OCCUR'S	TOTAL QUANTITY	TOTAL DOLLARS	AVERAGE AWARDED PRICE	AVERAGE OF LOW 3 BIDDERS
N	WATER UTILITY RELOCATION / LS						
	651001P	2022Q1	1	1.00	\$25,000	\$25,000.00	\$23,333.33
		2022Q3	2	2.00	\$161,000	\$80,500.00	\$163,500
			3	3.00	\$186,000	\$62,000.00	\$116,778
	TEMPORARY WATER PIPING / LS						
	651002P	2022Q3	1	1.00	\$35,000	\$35,000.00	\$100,000
			1	1.00	\$35,000	\$35,000.00	\$100,000
	8" DUCTILE IRON WATER PIPE, CLASS 50 / LF						
	651009P	2022Q2	1	306.00	\$140,760	\$460.00	\$482.69
			1	306.00	\$140,760	\$460.00	\$482.69
	12" DUCTILE IRON WATER PIPE, CLASS 50 / LF						
	651015P	2022Q2	1	4.00	\$19,800	\$4,950.00	\$5,192.07
			1	4.00	\$19,800	\$4,950.00	\$5,192.07
	6" DUCTILE IRON WATER PIPE, CLASS 54 / LF						
	651055P	2022Q2	1	220.00	\$58,300	\$265.00	\$391.67
			1	220.00	\$58,300	\$265.00	\$391.67
	8" DUCTILE IRON WATER PIPE, CLASS 54 / LF						
	651058P	2022Q2	1	250.00	\$75,000	\$300.00	\$381.67
			1	250.00	\$75,000	\$300.00	\$381.67
	12" DUCTILE IRON WATER PIPE, CLASS 54 / LF						
	651064P	2022Q2	1	105.00	\$51,975	\$495.00	\$731.67
			1	105.00	\$51,975	\$495.00	\$731.67



WEIGHTED AVERAGE ITEM PRICE REPORT  
BY REGION, ITEM, AND QUARTER

REGION	ITEM	CALENDAR QUARTER	NUMBER OF OCCUR'S	TOTAL QUANTITY	TOTAL DOLLARS	AVERAGE AWARDED PRICE	AVERAGE OF LOW 3 BIDDERS
N	8" DUCTILE IRON WATER PIPE BRIDGE, CL 54 / LF						
	651145P	2022Q2	1	317.00	\$204,782	\$646.00	\$677.59
			1	317.00	\$204,782	\$646.00	\$677.59
-----							
	FIRE HYDRANT / U						
	651246M	2022Q2	2	8.00	\$90,250	\$11,281.25	\$12,528.91
		2022Q3	1	2.00	\$20,000	\$10,000.00	\$10,166.67
			3	10.00	\$110,250	\$11,025.00	\$12,056.46
-----							
	RELOCATE FIRE HYDRANT / U						
	651249M	2022Q3	1	2.00	\$3,400	\$1,700.00	\$7,733.33
			1	2.00	\$3,400	\$1,700.00	\$7,733.33
-----							
	RESET FIRE HYDRANT / U						
	651252M	2022Q2	2	2.00	\$3,900	\$1,950.00	\$2,358.68
			2	2.00	\$3,900	\$1,950.00	\$2,358.68
-----							
	RESET WATER MANHOLE / U						
	651253M	2022Q2	1	1.00	\$1,500	\$1,500.00	\$1,185.00
			1	1.00	\$1,500	\$1,500.00	\$1,185.00
-----							
	RESET WATER VALVE BOX / U						
	651255M	2022Q1	5	285.00	\$10,450	\$36.67	\$30.61
		2022Q2	5	36.00	\$3,275	\$90.97	\$142.71
		2022Q3	1	2.00	\$850	\$425.00	\$1,741.67
			11	323.00	\$14,575	\$45.12	\$53.70
-----							

WEIGHTED AVERAGE ITEM PRICE REPORT  
BY REGION, ITEM, AND QUARTER

REGION	ITEM	CALENDAR QUARTER	NUMBER OF OCCUR'S	TOTAL QUANTITY	TOTAL DOLLARS	AVERAGE AWARDED PRICE	AVERAGE OF LOW 3 BIDDERS
N	WATER AS-BUILT PLAN / LS						
	651258M	2022Q2	1	1.00	\$3,000	\$3,000.00	\$3,600.00
			1	1.00	\$3,000	\$3,000.00	\$3,600.00
-----							
	12" POLYVINYL CHLORIDE SEWER PIPE / LF						
	652234P	2022Q2	1	647.00	\$158,515	\$245.00	\$213.00
			1	647.00	\$158,515	\$245.00	\$213.00
-----							
	SANITARY SEWER PIPE LINING / LF						
	652414M	2022Q1	1	81.00	\$68,838	\$849.85	\$849.85
			1	81.00	\$68,838	\$849.85	\$849.85
-----							
	MANHOLE, SANITARY SEWER / U						
	652420M	2022Q2	1	2.00	\$15,000	\$7,500.00	\$9,166.67
			1	2.00	\$15,000	\$7,500.00	\$9,166.67
-----							
	MANHOLE, DOGHOUSE, SANITARY SEWER / U						
	652421M	2022Q2	1	1.00	\$7,500	\$7,500.00	\$10,166.67
			1	1.00	\$7,500	\$7,500.00	\$10,166.67
-----							
	RECONSTRUCTED MANHOLE, SANITARY SEWER, U / U						
	652429M	2022Q2	1	4.00	\$10,000	\$2,500.00	\$3,200.00
			1	4.00	\$10,000	\$2,500.00	\$3,200.00
-----							
	RESET MANHOLE, SANITARY SEWER, USING EXI / U						
	652432M	2022Q2	1	1.00	\$1,150	\$1,150.00	\$1,150.00
			1	1.00	\$1,150	\$1,150.00	\$1,150.00
-----							

WEIGHTED AVERAGE ITEM PRICE REPORT  
 BY REGION, ITEM, AND QUARTER

REGION	ITEM	CALENDAR QUARTER	NUMBER OF OCCUR'S	TOTAL QUANTITY	TOTAL DOLLARS	AVERAGE AWARDED PRICE	AVERAGE OF LOW 3 BIDDERS
N	RESET MANHOLE, SANITARY SEWER, USING NEW / U						
	652435M	2022Q2	1	18.00	\$23,400	\$1,300.00	\$1,231.67
			1	18.00	\$23,400	\$1,300.00	\$1,231.67
-----							
	TEMPORARY SEWER BYPASS / U						
	652437M	2022Q3	1	1.00	\$15,000	\$15,000.00	\$25,333.33
			1	1.00	\$15,000	\$15,000.00	\$25,333.33
-----							
	SANITARY UTILITY RELOCATION / LS						
	652600P	2022Q3	1	1.00	\$25,000	\$25,000.00	\$28,666.67
			1	1.00	\$25,000	\$25,000.00	\$28,666.67
-----							
	GAS UTILITY RELOCATION / LS						
	653001P	2022Q3	1	1.00	\$50,000	\$50,000.00	\$108,333
			1	1.00	\$50,000	\$50,000.00	\$108,333
-----							
	TEMPORARY GAS MAIN, _____ / LS						
	653002P	2022Q3	1	1.00	\$45,000	\$45,000.00	\$76,666.67
			1	1.00	\$45,000	\$45,000.00	\$76,666.67
-----							
	6" GAS MAIN / LF						
	653009P	2022Q2	1	670.00	\$324,950	\$485.00	\$423.33
			1	670.00	\$324,950	\$485.00	\$423.33
-----							
	16" GAS MAIN / LF						
	653024P	2022Q2	1	180.00	\$189,000	\$1,050.00	\$1,233.33
			1	180.00	\$189,000	\$1,050.00	\$1,233.33
-----							

WEIGHTED AVERAGE ITEM PRICE REPORT  
BY REGION, ITEM, AND QUARTER

REGION	ITEM	CALENDAR QUARTER	NUMBER OF OCCUR'S	TOTAL QUANTITY	TOTAL DOLLARS	AVERAGE AWARDED PRICE	AVERAGE OF LOW 3 BIDDERS
N	GAS SERVICE CONNECTION / U						
	653081M	2022Q2	1	18.00	\$111,600	\$6,200.00	\$6,100.00
			1	18.00	\$111,600	\$6,200.00	\$6,100.00
	RESET GAS VALVE BOX / U						
	653084M	2022Q1	4	250.00	\$5,380	\$21.52	\$22.61
		2022Q2	2	10.00	\$1,360	\$136.00	\$662.00
		2022Q3	2	4.00	\$6,400	\$1,600.00	\$764.38
			8	264.00	\$13,140	\$49.77	\$58.07
	GAS AS-BUILT PLAN / LS						
	653087P	2022Q2	1	1.00	\$2,700	\$2,700.00	\$2,166.67
			1	1.00	\$2,700	\$2,700.00	\$2,166.67
	GAS MAIN REMOVAL / LF						
	653088P	2022Q2	1	770.00	\$123,200	\$160.00	\$161.67
			1	770.00	\$123,200	\$160.00	\$161.67
	ELECTRICAL CONDUIT / LF						
	654003P	2022Q2	1	581.00	\$246,925	\$425.00	\$408.71
			1	581.00	\$246,925	\$425.00	\$408.71
	GUY ANCHOR INSTALLATION / U						
	654005M	2022Q2	1	4.00	\$13,200	\$3,300.00	\$2,616.67
			1	4.00	\$13,200	\$3,300.00	\$2,616.67

WEIGHTED AVERAGE ITEM PRICE REPORT  
BY REGION, ITEM, AND QUARTER

REGION	ITEM	CALENDAR QUARTER	NUMBER OF OCCUR'S	TOTAL QUANTITY	TOTAL DOLLARS	AVERAGE AWARDED PRICE	AVERAGE OF LOW 3 BIDDERS
N	ELECTRICAL UTILITY RELOCATION / LS						
	654007P	2022Q2	1	1.00	\$600,000	\$600,000	\$500,000
		2022Q3	1	1.00	\$950,000	\$950,000	\$798,760
			2	2.00	\$1,550,000	\$775,000	\$649,380
	RELOCATE UNDERGROUND ELECTRIC SERVICE / U						
	654008P	2022Q2	1	2.00	\$50,000	\$25,000.00	\$21,666.67
		2022Q3	1	4.00	\$88,000	\$22,000.00	\$21,633.33
			2	6.00	\$138,000	\$23,000.00	\$21,644.44
	UTILITY POLE SHEATH / U						
	654010M	2022Q2	1	7.00	\$23,100	\$3,300.00	\$2,833.33
			1	7.00	\$23,100	\$3,300.00	\$2,833.33
	RESET ELECTRIC MANHOLE / U						
	654029M	2022Q2	1	2.00	\$5,600	\$2,800.00	\$1,983.33
			1	2.00	\$5,600	\$2,800.00	\$1,983.33
	ELECTRICAL MANHOLE / U						
	654030M	2022Q2	1	2.00	\$160,000	\$80,000.00	\$73,878.48
			1	2.00	\$160,000	\$80,000.00	\$73,878.48
	RESET TELECOMMUNICATIONS MANHOLE / U						
	654050M	2022Q1	1	6.00	\$18,600	\$3,100.00	\$3,181.67
		2022Q2	1	4.00	\$3,000	\$750.00	\$1,243.67
			2	10.00	\$21,600	\$2,160.00	\$2,406.47

WEIGHTED AVERAGE ITEM PRICE REPORT  
BY REGION, ITEM, AND QUARTER

REGION	ITEM	CALENDAR QUARTER	NUMBER OF OCCUR'S	TOTAL QUANTITY	TOTAL DOLLARS	AVERAGE AWARDED PRICE	AVERAGE OF LOW 3 BIDDERS
N	TELECOMMUNICATION CONDUIT / LF						
	655003P	2022Q2	1	519.00	\$147,396	\$284.00	\$297.89
			1	519.00	\$147,396	\$284.00	\$297.89
	TELECOMMUNICATION MANHOLE / U						
	655012M	2022Q2	1	1.00	\$68,000	\$68,000.00	\$71,325.34
			1	1.00	\$68,000	\$68,000.00	\$71,325.34
	FIBER OPTIC UTILITY RELOCATION / LF						
	655020P	2022Q3	1	60.00	\$39,000	\$650.00	\$413.33
			1	60.00	\$39,000	\$650.00	\$413.33
	ELECTRICAL UTILITY RELOCATION, JCP&L / LS						
	655031P	2022Q2	1	1.00	\$175,000	\$175,000	\$165,459
		2022Q4	1	1.00	\$45,000	\$45,000.00	\$92,666.67
			2	2.00	\$220,000	\$110,000	\$129,063
	UTILITY PIPE SUPPORT / LS						
	657005P	2022Q2	1	1.00	\$65,000	\$65,000.00	\$104,688
			1	1.00	\$65,000	\$65,000.00	\$104,688
	3/4" RIGID METALLIC CONDUIT / LF						
	701006P	2022Q1	1	50.00	\$50	\$1.00	\$100.50
			1	50.00	\$50	\$1.00	\$100.50
	1 1/2" RIGID METALLIC CONDUIT / LF						
	701012P	2022Q1	3	1,124.00	\$30,720	\$27.33	\$53.40

(item continued)

WEIGHTED AVERAGE ITEM PRICE REPORT  
BY REGION, ITEM, AND QUARTER

REGION	ITEM	CALENDAR QUARTER	NUMBER OF OCCUR'S	TOTAL QUANTITY	TOTAL DOLLARS	AVERAGE AWARDED PRICE	AVERAGE OF LOW 3 BIDDERS
N	1 1/2" RIGID METALLIC CONDUIT / LF						
	701012P	2022Q2	1	90.00	\$4,950	\$55.00	\$77.67
			4	1,214.00	\$35,670	\$29.38	\$55.20
-----							
	2" RIGID METALLIC CONDUIT / LF						
	701015P	2022Q1	2	422.00	\$18,700	\$44.31	\$72.26
		2022Q2	4	514.00	\$41,225	\$80.20	\$87.05
		2022Q3	2	75.00	\$4,260	\$56.80	\$71.55
			8	1,011.00	\$64,185	\$63.49	\$79.72
-----							
	2 1/2" RIGID METALLIC CONDUIT / LF						
	701018P	2022Q1	1	100.00	\$1,000	\$10.00	\$70.67
		2022Q4	1	7.00	\$665	\$95.00	\$265.00
			2	107.00	\$1,665	\$15.56	\$83.38
-----							
	3" RIGID METALLIC CONDUIT / LF						
	701021P	2022Q1	3	5,447.00	\$304,335	\$55.87	\$82.19
		2022Q2	7	12,343.00	\$958,924	\$77.69	\$82.63
		2022Q3	2	2,520.00	\$195,880	\$77.73	\$78.01
		2022Q4	1	1,341.00	\$134,100	\$100.00	\$110.00
			13	21,651.00	\$1,593,239	\$73.59	\$83.67
-----							
	4" RIGID METALLIC CONDUIT / LF						
	701024P	2022Q2	3	165.00	\$15,510	\$94.00	\$100.00
			3	165.00	\$15,510	\$94.00	\$100.00
-----							
	2" RIGID NONMETALLIC CONDUIT / LF						
	701027P	2022Q1	1	500.00	\$15,000	\$30.00	\$164.00
			1	500.00	\$15,000	\$30.00	\$164.00
-----							

WEIGHTED AVERAGE ITEM PRICE REPORT  
BY REGION, ITEM, AND QUARTER

REGION	ITEM	CALENDAR QUARTER	NUMBER OF OCCUR'S	TOTAL QUANTITY	TOTAL DOLLARS	AVERAGE AWARDED PRICE	AVERAGE OF LOW 3 BIDDERS
N	3" RIGID NONMETALLIC CONDUIT / LF						
	701030P	2022Q1	1	5,000.00	\$155,000	\$31.00	\$55.33
		2022Q2	2	1,262.00	\$49,605	\$39.31	\$39.30
		2022Q3	1	330.00	\$12,540	\$38.00	\$44.33
			4	6,592.00	\$217,145	\$32.94	\$51.71
	1 1/4" FLEXIBLE METALLIC CONDUIT / LF						
	701036P	2022Q1	1	50.00	\$250	\$5.00	\$102.50
			1	50.00	\$250	\$5.00	\$102.50
	1" FLEXIBLE METALLIC CONDUIT / LF						
	701038P	2022Q1	1	20.00	\$400	\$20.00	\$48.33
			1	20.00	\$400	\$20.00	\$48.33
	1 1/2" FLEXIBLE METALLIC CONDUIT / LF						
	701039P	2022Q1	1	50.00	\$250	\$5.00	\$102.50
			1	50.00	\$250	\$5.00	\$102.50
	FIBERGLASS CONDUIT / LF						
	701091P	2022Q2	1	4,755.00	\$85,590	\$18.00	\$18.88
			1	4,755.00	\$85,590	\$18.00	\$18.88
	38" JUNCTION BOX / U						
	701093M	2022Q1	1	1.00	\$500	\$500.00	\$3,732.00
			1	1.00	\$500	\$500.00	\$3,732.00



WEIGHTED AVERAGE ITEM PRICE REPORT  
BY REGION, ITEM, AND QUARTER

REGION	ITEM	CALENDAR QUARTER	NUMBER OF OCCUR'S	TOTAL QUANTITY	TOTAL DOLLARS	AVERAGE AWARDED PRICE	AVERAGE OF LOW 3 BIDDERS
N	10" X 36" JUNCTION BOX / U						
	701096M	2022Q1	1	18.00	\$27,000	\$1,500.00	\$1,700.00
		2022Q2	2	8.00	\$25,700	\$3,212.50	\$2,627.21
			3	26.00	\$52,700	\$2,026.92	\$1,985.29
	17" X 30" JUNCTION BOX / U						
	701099M	2022Q1	1	2.00	\$500	\$250.00	\$1,267.00
			1	2.00	\$500	\$250.00	\$1,267.00
	18" X 36" JUNCTION BOX / U						
	701102M	2022Q1	2	41.00	\$75,600	\$1,843.90	\$3,403.25
		2022Q2	5	113.00	\$345,550	\$3,057.96	\$2,858.41
		2022Q3	1	25.00	\$112,500	\$4,500.00	\$4,040.33
		2022Q4	1	16.00	\$48,000	\$3,000.00	\$3,833.33
			9	195.00	\$581,650	\$2,982.82	\$3,204.49
	8" X 8" X 6" METAL JUNCTION BOX / U						
	701105M	2022Q1	1	4.00	\$2,000	\$500.00	\$1,450.00
			1	4.00	\$2,000	\$500.00	\$1,450.00
	TRANSITE JUNCTION BOX REMOVAL / U						
	701107M	2022Q3	1	17.00	\$73,100	\$4,300.00	\$3,917.33
			1	17.00	\$73,100	\$4,300.00	\$3,917.33
	12" X 10" X 8" METAL JUNCTION BOX / U						
	701108M	2022Q1	2	3.00	\$2,500	\$833.33	\$1,030.44
			2	3.00	\$2,500	\$833.33	\$1,030.44

WEIGHTED AVERAGE ITEM PRICE REPORT  
BY REGION, ITEM, AND QUARTER

REGION	ITEM	CALENDAR QUARTER	NUMBER OF OCCUR'S	TOTAL QUANTITY	TOTAL DOLLARS	AVERAGE AWARDED PRICE	AVERAGE OF LOW 3 BIDDERS
N	JUNCTION BOX FOUNDATION / U						
	701117M	2022Q1	1	45.00	\$83,250	\$1,850.00	\$3,150.00
		2022Q2	2	11.00	\$44,700	\$4,063.64	\$3,384.85
		2022Q3	2	5.00	\$16,050	\$3,210.00	\$3,707.33
			5	61.00	\$144,000	\$2,360.66	\$3,238.03
	JUNCTION BOX MODIFICATIONS / LS						
	701118P	2022Q2	1	1.00	\$16,500	\$16,500.00	\$8,666.67
		2022Q3	2	2.00	\$16,000	\$8,000.00	\$10,118.33
			3	3.00	\$32,500	\$10,833.33	\$9,634.44
	JUNCTION BOX FRAME AND COVER / U						
	701120M	2022Q1	1	10.00	\$6,500	\$650.00	\$1,387.67
		2022Q2	1	5.00	\$2,500	\$500.00	\$500.00
			2	15.00	\$9,000	\$600.00	\$1,091.78
	FOUNDATION, TYPE SFT / U						
	701123M	2022Q1	1	10.00	\$10,000	\$1,000.00	\$2,728.67
		2022Q2	3	37.00	\$111,100	\$3,002.70	\$3,134.23
		2022Q3	1	2.00	\$8,000	\$4,000.00	\$3,587.33
		2022Q4	1	1.00	\$3,250	\$3,250.00	\$3,916.67
			6	50.00	\$132,350	\$2,647.00	\$3,086.89
	FOUNDATION, TYPE MCF / U						
	701126M	2022Q1	1	5.00	\$3,750	\$750.00	\$1,527.33
		2022Q2	2	4.00	\$7,850	\$1,962.50	\$1,798.00
			3	9.00	\$11,600	\$1,288.89	\$1,647.63

WEIGHTED AVERAGE ITEM PRICE REPORT  
BY REGION, ITEM, AND QUARTER

REGION	ITEM	CALENDAR QUARTER	NUMBER OF OCCUR'S	TOTAL QUANTITY	TOTAL DOLLARS	AVERAGE AWARDED PRICE	AVERAGE OF LOW 3 BIDDERS
N	FOUNDATION, TYPE P-MC MODIFIED / U						
	701128M	2022Q1	1	5.00	\$8,500	\$1,700.00	\$3,734.00
		2022Q2	4	12.00	\$69,200	\$5,766.67	\$5,001.73
		2022Q3	1	1.00	\$8,000	\$8,000.00	\$5,694.67
			6	18.00	\$85,700	\$4,761.11	\$4,688.08
	FOUNDATION, TYPE P / U						
	701129M	2022Q1	1	2.00	\$200	\$100.00	\$1,842.00
			1	2.00	\$200	\$100.00	\$1,842.00
	FOUNDATION, TYPE P-MC / U						
	701132M	2022Q1	1	10.00	\$17,000	\$1,700.00	\$4,025.00
		2022Q4	1	2.00	\$12,200	\$6,100.00	\$6,366.67
			2	12.00	\$29,200	\$2,433.33	\$4,415.28
	FOUNDATION, TYPE SPF / U						
	701135M	2022Q1	1	10.00	\$8,500	\$850.00	\$1,587.67
		2022Q2	5	39.00	\$87,100	\$2,233.33	\$2,101.17
		2022Q4	1	5.00	\$10,500	\$2,100.00	\$2,533.33
			7	54.00	\$106,100	\$1,964.81	\$2,046.09
	BORING FOR FOUNDATION, STF 50 FOOT ARM / U						
	701136M	2022Q2	1	1.00	\$10,000	\$10,000.00	\$6,833.33
			1	1.00	\$10,000	\$10,000.00	\$6,833.33
	FOUNDATION, STF FOR GREATER THAN 50 FOOT / LF						
	701137M	2022Q2	1	20.00	\$51,000	\$2,550.00	\$1,916.67
			1	20.00	\$51,000	\$2,550.00	\$1,916.67

WEIGHTED AVERAGE ITEM PRICE REPORT  
BY REGION, ITEM, AND QUARTER

REGION	ITEM	CALENDAR QUARTER	NUMBER OF OCCUR'S	TOTAL QUANTITY	TOTAL DOLLARS	AVERAGE AWARDED PRICE	AVERAGE OF LOW 3 BIDDERS
N	FOUNDATION, TYPE STF / U						
	701138M	2022Q1	1	10.00	\$40,000	\$4,000.00	\$6,700.00
		2022Q2	3	30.00	\$303,000	\$10,100.00	\$8,841.77
		2022Q3	1	8.00	\$96,000	\$12,000.00	\$11,469.33
		2022Q4	1	2.00	\$22,000	\$11,000.00	\$14,000.00
			6	50.00	\$461,000	\$9,220.00	\$9,040.15
	FOUNDATION, TYPE SFX / U						
	701141M	2022Q1	1	1.00	\$1	\$1.00	\$1,110.00
			1	1.00	\$1	\$1.00	\$1,110.00
	FOUNDATION, TYPE SFK / U						
	701144M	2022Q1	1	10.00	\$11,000	\$1,100.00	\$3,000.67
		2022Q2	4	19.00	\$64,000	\$3,368.42	\$3,456.77
		2022Q4	1	9.00	\$30,600	\$3,400.00	\$4,133.33
			6	38.00	\$105,600	\$2,778.95	\$3,496.98
	FOUNDATION, TYPE 1M / U						
	701153M	2022Q1	1	2.00	\$400	\$200.00	\$1,263.00
			1	2.00	\$400	\$200.00	\$1,263.00
	FOUNDATION, TYPE 2M / U						
	701156M	2022Q1	1	2.00	\$800	\$400.00	\$1,994.33
			1	2.00	\$800	\$400.00	\$1,994.33
	FOUNDATION, TYPE 1M-MC / U						
	701159M	2022Q1	2	3.00	\$2,700	\$900.00	\$2,526.89
			2	3.00	\$2,700	\$900.00	\$2,526.89

WEIGHTED AVERAGE ITEM PRICE REPORT  
BY REGION, ITEM, AND QUARTER

REGION	ITEM	CALENDAR QUARTER	NUMBER OF OCCUR'S	TOTAL QUANTITY	TOTAL DOLLARS	AVERAGE AWARDED PRICE	AVERAGE OF LOW 3 BIDDERS
N	FOUNDATION, TYPE 2M-MC / U						
	701162M	2022Q1	1	2.00	\$1,600	\$800.00	\$2,793.33
		2022Q3	1	1.00	\$4,500	\$4,500.00	\$5,666.67
			2	3.00	\$6,100	\$2,033.33	\$3,751.11
-----							
	METER CABINET, TYPE TL / U						
	701171M	2022Q2	4	12.00	\$37,230	\$3,102.50	\$4,954.83
		2022Q3	1	1.00	\$8,200	\$8,200.00	\$8,419.33
		2022Q4	1	2.00	\$8,200	\$4,100.00	\$4,466.67
			6	15.00	\$53,630	\$3,575.33	\$5,120.71
-----							
	METER CABINET, TYPE 1M / U						
	701174M	2022Q1	1	1.00	\$7,500	\$7,500.00	\$10,039.33
			1	1.00	\$7,500	\$7,500.00	\$10,039.33
-----							
	METER CABINET, TYPE 2M-MC / U						
	701180M	2022Q3	1	1.00	\$20,500	\$20,500.00	\$21,166.67
			1	1.00	\$20,500	\$20,500.00	\$21,166.67
-----							
	METER CABINET, TYPE L / U						
	701183M	2022Q2	2	4.00	\$16,200	\$4,050.00	\$5,571.13
			2	4.00	\$16,200	\$4,050.00	\$5,571.13
-----							
	MODIFY METER CABINET / U						
	701187M	2022Q2	1	5.00	\$20,500	\$4,100.00	\$2,433.33
			1	5.00	\$20,500	\$4,100.00	\$2,433.33
-----							

WEIGHTED AVERAGE ITEM PRICE REPORT  
BY REGION, ITEM, AND QUARTER

REGION	ITEM	CALENDAR QUARTER	NUMBER OF OCCUR'S	TOTAL QUANTITY	TOTAL DOLLARS	AVERAGE AWARDED PRICE	AVERAGE OF LOW 3 BIDDERS
N	GROUND WIRE, NO. 6 AWG / LF						
	701189P	2022Q3	1	770.00	\$2,888	\$3.75	\$3.75
			1	770.00	\$2,888	\$3.75	\$3.75
	GROUND WIRE, NO. 4 AWG / LF						
	701190P	2022Q1	1	732.00	\$3,660	\$5.00	\$5.25
			1	732.00	\$3,660	\$5.00	\$5.25
	GROUND WIRE, NO. 8 AWG / LF						
	701192P	2022Q1	2	3,795.00	\$12,225	\$3.22	\$3.91
		2022Q2	7	14,699.00	\$48,707	\$3.31	\$3.74
		2022Q3	2	4,817.00	\$14,366	\$2.98	\$2.67
		2022Q4	1	1,100.00	\$5,500	\$5.00	\$5.00
			12	24,411.00	\$80,798	\$3.31	\$3.61
	MULTIPLE LIGHTING WIRE, NO. 2 AWG / LF						
	701195P	2022Q1	1	4,000.00	\$24,000	\$6.00	\$7.70
		2022Q2	2	160.00	\$1,960	\$12.25	\$16.84
		2022Q3	1	2,616.00	\$21,974	\$8.40	\$8.80
			4	6,776.00	\$47,934	\$7.07	\$8.34
	MULTIPLE LIGHTING WIRE, NO. 4 AWG / LF						
	701196P	2022Q1	1	50.00	\$50	\$1.00	\$3.55
			1	50.00	\$50	\$1.00	\$3.55
	MULTIPLE LIGHTING WIRE, NO. 6 AWG / LF						
	701198P	2022Q1	1	1,000.00	\$1,000	\$1.00	\$4.30

(item continued)

WEIGHTED AVERAGE ITEM PRICE REPORT  
BY REGION, ITEM, AND QUARTER

REGION	ITEM	CALENDAR QUARTER	NUMBER OF OCCUR'S	TOTAL QUANTITY	TOTAL DOLLARS	AVERAGE AWARDED PRICE	AVERAGE OF LOW 3 BIDDERS
N	MULTIPLE LIGHTING WIRE, NO. 6 AWG / LF						
	701198P	2022Q2	2	2,574.00	\$10,721	\$4.17	\$4.58
		2022Q3	1	5,550.00	\$21,645	\$3.90	\$3.52
			4	9,124.00	\$33,366	\$3.66	\$3.90
	MULTIPLE LIGHTING WIRE, NO. 8 AWG / LF						
	701201P	2022Q1	2	4,938.00	\$19,152	\$3.88	\$3.69
		2022Q2	6	14,647.00	\$48,071	\$3.28	\$3.27
		2022Q3	1	3,800.00	\$11,020	\$2.90	\$2.97
		2022Q4	1	1,080.00	\$4,320	\$4.00	\$4.00
			10	24,465.00	\$82,563	\$3.37	\$3.34
	MULTIPLE LIGHTING WIRE, NO. 10 AWG / LF						
	701204P	2022Q1	1	3,500.00	\$12,250	\$3.50	\$5.20
		2022Q2	1	150.00	\$1,650	\$11.00	\$5.58
			2	3,650.00	\$13,900	\$3.81	\$5.22
	SERVICE WIRE, NO. 3/0 AWG / LF						
	701208P	2022Q1	1	180.00	\$1,800	\$10.00	\$14.08
			1	180.00	\$1,800	\$10.00	\$14.08
	SERVICE WIRE, NO. 2 AWG / LF						
	701210P	2022Q2	1	9.00	\$218	\$24.20	\$22.11
		2022Q3	1	174.00	\$1,827	\$10.50	\$10.67
			2	183.00	\$2,045	\$11.17	\$11.23
	SERVICE WIRE, NO. 6 AWG / LF						
	701213P	2022Q1	1	180.00	\$900	\$5.00	\$6.68

(item continued)

WEIGHTED AVERAGE ITEM PRICE REPORT  
BY REGION, ITEM, AND QUARTER

REGION	ITEM	CALENDAR QUARTER	NUMBER OF OCCUR'S	TOTAL QUANTITY	TOTAL DOLLARS	AVERAGE AWARDED PRICE	AVERAGE OF LOW 3 BIDDERS
N	SERVICE WIRE, NO. 6 AWG / LF						
	701213P	2022Q2	5	2,792.00	\$19,352	\$6.93	\$7.38
		2022Q3	1	175.00	\$788	\$4.50	\$4.37
		2022Q4	1	293.00	\$2,051	\$7.00	\$6.75
			8	3,440.00	\$23,090	\$6.71	\$7.14
	MULTIPLE LIGHTING WIRE, NO. 3/0 AWG / LF						
	701242P	2022Q1	1	2,016.00	\$20,160	\$10.00	\$14.08
			1	2,016.00	\$20,160	\$10.00	\$14.08
	FOUNDATION DECORATIVE LIGHT STANDARD / U						
	701280M	2022Q2	1	3.00	\$8,100	\$2,700.00	\$2,793.81
		2022Q4	1	1.00	\$2,300	\$2,300.00	\$3,100.00
			2	4.00	\$10,400	\$2,600.00	\$2,870.36
	CONTROLLER, 8 PHASE / U						
	702009M	2022Q2	4	12.00	\$605,000	\$50,416.67	\$36,813.87
		2022Q4	1	2.00	\$52,000	\$26,000.00	\$25,666.67
			5	14.00	\$657,000	\$46,928.57	\$35,221.41
	TRAFFIC SIGNAL STANDARD, ALUMINUM / U						
	702012M	2022Q2	4	53.00	\$217,750	\$4,108.49	\$4,112.26
		2022Q3	1	2.00	\$7,000	\$3,500.00	\$3,454.67
		2022Q4	1	10.00	\$55,000	\$5,500.00	\$5,350.00
			6	65.00	\$279,750	\$4,303.85	\$4,282.45
	SIGNAL STANDARD GREATER 50 FOOT, STEEL / U						
	702014M	2022Q2	1	1.00	\$18,150	\$18,150.00	\$16,383.33
			1	1.00	\$18,150	\$18,150.00	\$16,383.33



WEIGHTED AVERAGE ITEM PRICE REPORT  
 BY REGION, ITEM, AND QUARTER

REGION	ITEM	CALENDAR QUARTER	NUMBER OF OCCUR'S	TOTAL QUANTITY	TOTAL DOLLARS	AVERAGE AWARDED PRICE	AVERAGE OF LOW 3 BIDDERS
N	TRAFFIC SIGNAL STANDARD, STEEL / U						
	702015M	2022Q2	3	30.00	\$300,150	\$10,005.00	\$9,780.72
		2022Q3	1	8.00	\$80,000	\$10,000.00	\$9,154.00
		2022Q4	1	2.00	\$20,000	\$10,000.00	\$10,083.33
			5	40.00	\$400,150	\$10,003.75	\$9,670.51
	PEDESTRIAN SIGNAL STANDARD / U						
	702018M	2022Q2	5	39.00	\$48,450	\$1,242.31	\$1,360.43
		2022Q4	1	5.00	\$6,000	\$1,200.00	\$1,141.67
			6	44.00	\$54,450	\$1,237.50	\$1,335.57
	TRAFFIC SIGNAL MAST ARM, ALUMINUM / U						
	702021M	2022Q2	4	32.00	\$112,350	\$3,510.94	\$3,932.55
		2022Q4	1	10.00	\$38,500	\$3,850.00	\$3,950.00
			5	42.00	\$150,850	\$3,591.67	\$3,936.71
	TRAFFIC SIGNAL MAST ARM, STEEL / U						
	702024M	2022Q2	3	30.00	\$256,800	\$8,560.00	\$7,903.48
		2022Q3	1	8.00	\$72,000	\$9,000.00	\$9,359.33
		2022Q4	1	2.00	\$20,200	\$10,100.00	\$10,166.67
			5	40.00	\$349,000	\$8,725.00	\$8,307.81
	TRAFFIC ARM GREATER THAN 50 FOOT, STEEL / U						
	702025M	2022Q2	1	1.00	\$43,000	\$43,000.00	\$41,666.67
			1	1.00	\$43,000	\$43,000.00	\$41,666.67
	TRAFFIC SIGNAL CABLE, 2 CONDUCTOR / LF						
	702027P	2022Q2	5	12,074.00	\$34,832	\$2.88	\$3.33

(item continued)

WEIGHTED AVERAGE ITEM PRICE REPORT  
BY REGION, ITEM, AND QUARTER

REGION	ITEM	CALENDAR QUARTER	NUMBER OF OCCUR'S	TOTAL QUANTITY	TOTAL DOLLARS	AVERAGE AWARDED PRICE	AVERAGE OF LOW 3 BIDDERS
N	TRAFFIC SIGNAL CABLE, 2 CONDUCTOR / LF						
	702027P	2022Q3	1	2,125.00	\$7,438	\$3.50	\$3.10
		2022Q4	1	1,680.00	\$7,728	\$4.60	\$4.77
			7	15,879.00	\$49,998	\$3.15	\$3.45
	TRAFFIC SIGNAL CABLE, 5 CONDUCTOR / LF						
	702030P	2022Q2	5	26,193.00	\$83,054	\$3.17	\$4.06
		2022Q3	1	6,100.00	\$27,450	\$4.50	\$3.87
		2022Q4	1	3,025.00	\$15,881	\$5.25	\$5.18
			7	35,318.00	\$126,386	\$3.58	\$4.12
	TRAFFIC SIGNAL CABLE, 10 CONDUCTOR / LF						
	702033P	2022Q2	4	28,675.00	\$111,508	\$3.89	\$4.89
		2022Q3	1	4,750.00	\$28,500	\$6.00	\$5.23
		2022Q4	1	3,596.00	\$22,475	\$6.25	\$6.17
			6	37,021.00	\$162,483	\$4.39	\$5.06
	TRAFFIC SIGNAL HEAD / U						
	702036M	2022Q2	4	202.00	\$339,590	\$1,681.14	\$1,289.40
		2022Q3	1	26.00	\$44,200	\$1,700.00	\$1,710.67
		2022Q4	1	22.00	\$33,000	\$1,500.00	\$1,516.67
			6	250.00	\$416,790	\$1,667.16	\$1,353.21
	PEDESTRIAN SIGNAL HEAD / U						
	702039M	2022Q2	5	95.00	\$98,030	\$1,031.89	\$1,186.04
		2022Q3	1	16.00	\$21,600	\$1,350.00	\$1,308.00
		2022Q4	1	19.00	\$22,800	\$1,200.00	\$1,133.33
			7	130.00	\$142,430	\$1,095.62	\$1,193.35

WEIGHTED AVERAGE ITEM PRICE REPORT  
BY REGION, ITEM, AND QUARTER

REGION	ITEM	CALENDAR QUARTER	NUMBER OF OCCUR'S	TOTAL QUANTITY	TOTAL DOLLARS	AVERAGE AWARDED PRICE	AVERAGE OF LOW 3 BIDDERS
N	PUSH BUTTON / U						
	702042M	2022Q2	5	79.00	\$53,655	\$679.18	\$734.27
		2022Q3	1	8.00	\$5,600	\$700.00	\$670.67
		2022Q4	1	11.00	\$6,600	\$600.00	\$683.33
			7	98.00	\$65,855	\$671.99	\$723.36
	RADAR DETECTOR / U						
	702046M	2022Q2	5	57.00	\$573,075	\$10,053.95	\$11,652.16
		2022Q3	1	4.00	\$44,000	\$11,000.00	\$10,816.67
		2022Q4	1	7.00	\$77,000	\$11,000.00	\$10,833.33
			7	68.00	\$694,075	\$10,206.99	\$11,518.73
	LOOP DETECTOR / LF						
	702048M	2022Q1	1	50.00	\$50	\$1.00	\$25.67
			1	50.00	\$50	\$1.00	\$25.67
	GENERATOR AUXILIARY CABINET / U						
	702050M	2022Q2	4	17.00	\$137,500	\$8,088.24	\$8,620.30
		2022Q3	1	1.00	\$11,000	\$11,000.00	\$10,850.00
		2022Q4	1	3.00	\$28,500	\$9,500.00	\$9,666.67
			6	21.00	\$177,000	\$8,428.57	\$8,875.96
	TEMPORARY TRAFFIC SIGNAL SYSTEM, LOCATIO / LS						
	702054M	2022Q2	2	2.00	\$160,000	\$80,000.00	\$94,500.00
			2	2.00	\$160,000	\$80,000.00	\$94,500.00
	INTERIM TRAFFIC SIGNAL SYSTEM, LOCATION / LS						
	702057M	2022Q2	15	15.00	\$189,450	\$12,630.00	\$14,310.10

(item continued)

WEIGHTED AVERAGE ITEM PRICE REPORT  
BY REGION, ITEM, AND QUARTER

REGION	ITEM	CALENDAR QUARTER	NUMBER OF OCCUR'S	TOTAL QUANTITY	TOTAL DOLLARS	AVERAGE AWARDED PRICE	AVERAGE OF LOW 3 BIDDERS
N	INTERIM TRAFFIC SIGNAL SYSTEM, LOCATION / LS						
	702057M	2022Q3	1	1.00	\$75,000	\$75,000.00	\$63,020.00
		2022Q4	4	4.00	\$83,000	\$20,750.00	\$19,675.00
			20	20.00	\$347,450	\$17,372.50	\$17,818.58
-----							
	GPS UNIT / U						
	702059M	2022Q2	1	5.00	\$6,500	\$1,300.00	\$1,290.00
			1	5.00	\$6,500	\$1,300.00	\$1,290.00
-----							
	CONTROLLER TURN-ON / U						
	702060M	2022Q2	5	21.00	\$315,965	\$15,045.95	\$9,519.06
		2022Q4	1	4.00	\$80,000	\$20,000.00	\$19,833.33
			6	25.00	\$395,965	\$15,838.60	\$11,169.35
-----							
	RED SIGNAL AHEAD SIGN / U						
	702102P	2022Q2	1	2.00	\$25,000	\$12,500.00	\$10,733.33
			1	2.00	\$25,000	\$12,500.00	\$10,733.33
-----							
	LIGHTING STANDARD ALUMINUM / U						
	703003M	2022Q2	2	14.00	\$54,800	\$3,914.29	\$3,585.71
		2022Q3	2	5.00	\$22,900	\$4,580.00	\$4,340.67
			4	19.00	\$77,700	\$4,089.47	\$3,784.39
-----							
	LIGHTING STANDARD DECORATIVE / U						
	703010M	2022Q1	1	13.00	\$39,000	\$3,000.00	\$2,863.33
		2022Q2	1	3.00	\$15,600	\$5,200.00	\$5,416.07
			2	16.00	\$54,600	\$3,412.50	\$3,341.97
-----							

WEIGHTED AVERAGE ITEM PRICE REPORT  
 BY REGION, ITEM, AND QUARTER

REGION	ITEM	CALENDAR QUARTER	NUMBER OF OCCUR'S	TOTAL QUANTITY	TOTAL DOLLARS	AVERAGE AWARDED PRICE	AVERAGE OF LOW 3 BIDDERS
N	LIGHTING MAST ARM ALUMINUM / U						
	703012M	2022Q2	3	7.00	\$12,500	\$1,785.71	\$1,561.90
		2022Q3	2	4.00	\$5,650	\$1,412.50	\$1,354.25
			5	11.00	\$18,150	\$1,650.00	\$1,486.39
	LUMINAIRE / U						
	703018M	2022Q1	1	17.00	\$30,600	\$1,800.00	\$2,105.00
		2022Q2	6	196.00	\$346,880	\$1,769.80	\$1,471.77
		2022Q3	2	10.00	\$17,650	\$1,765.00	\$1,843.87
		2022Q4	1	2.00	\$5,000	\$2,500.00	\$2,533.33
			10	225.00	\$400,130	\$1,778.36	\$1,545.58
	LUMINAIRE DECORATIVE / U						
	703019M	2022Q2	1	3.00	\$12,000	\$4,000.00	\$4,155.47
			1	3.00	\$12,000	\$4,000.00	\$4,155.47
	SIGN LIGHTING, STRUCTURE NO. ____ / LS						
	703021M	2022Q2	5	5.00	\$66,000	\$13,200.00	\$26,200.00
			5	5.00	\$66,000	\$13,200.00	\$26,200.00
	RELOCATE SITE LIGHTING / L S						
	703022M	2022Q3	2	2.00	\$33,750	\$16,875.00	\$13,338.33
			2	2.00	\$33,750	\$16,875.00	\$13,338.33
	UNDERDECK LIGHTING TYPE W / U						
	703024M	2022Q2	1	2.00	\$4,300	\$2,150.00	\$2,716.67
			1	2.00	\$4,300	\$2,150.00	\$2,716.67

WEIGHTED AVERAGE ITEM PRICE REPORT  
BY REGION, ITEM, AND QUARTER

REGION	ITEM	CALENDAR QUARTER	NUMBER OF OCCUR'S	TOTAL QUANTITY	TOTAL DOLLARS	AVERAGE AWARDED PRICE	AVERAGE OF LOW 3 BIDDERS
N	TOWER LIGHTING / U						
	703030M	2022Q1	1	1.00	\$136,500	\$136,500	\$295,683
			1	1.00	\$136,500	\$136,500	\$295,683
-----							
	TEMPORARY HIGHWAY LIGHTING SYSTEM / LS						
	703033P	2022Q2	2	2.00	\$62,000	\$31,000.00	\$33,213.69
		2022Q3	1	1.00	\$30,000	\$30,000.00	\$32,333.33
			3	3.00	\$92,000	\$30,666.67	\$32,920.24
-----							
	ITS CONDUIT, TYPE A / LF						
	704002M	2022Q1	1	872.00	\$56,680	\$65.00	\$81.67
		2022Q2	3	1,148.00	\$54,030	\$47.06	\$55.50
		2022Q3	1	1,052.00	\$52,600	\$50.00	\$73.33
			5	3,072.00	\$163,310	\$53.16	\$69.04
-----							
	JUNCTION BOX ITS TYPE A / U						
	704003M	2022Q1	1	3.00	\$12,300	\$4,100.00	\$4,233.33
		2022Q2	4	14.00	\$89,800	\$6,414.29	\$6,055.22
		2022Q3	1	6.00	\$31,800	\$5,300.00	\$8,600.00
			6	23.00	\$133,900	\$5,821.74	\$6,481.44
-----							
	JUNCTION BOX ITS TYPE C / U						
	704009M	2022Q1	1	5.00	\$11,000	\$2,200.00	\$2,366.67
		2022Q2	1	1.00	\$4,100	\$4,100.00	\$4,437.77
		2022Q3	1	9.00	\$28,800	\$3,200.00	\$4,433.33
			3	15.00	\$43,900	\$2,926.67	\$3,744.74
-----							
	METER CABINET ITS / U						
	704011M	2022Q1	1	1.00	\$5,500	\$5,500.00	\$6,491.67

(item continued)

WEIGHTED AVERAGE ITEM PRICE REPORT  
BY REGION, ITEM, AND QUARTER

REGION	ITEM	CALENDAR QUARTER	NUMBER OF OCCUR'S	TOTAL QUANTITY	TOTAL DOLLARS	AVERAGE AWARDED PRICE	AVERAGE OF LOW 3 BIDDERS
N	METER CABINET ITS / U						
	704011M	2022Q2	1	1.00	\$3,850	\$3,850.00	\$4,723.17
			2	2.00	\$9,350	\$4,675.00	\$5,607.42
-----							
	FOUNDATION, ITS / U						
	704014M	2022Q1	1	1.00	\$1,500	\$1,500.00	\$1,933.33
		2022Q2	1	1.00	\$2,100	\$2,100.00	\$2,616.44
			2	2.00	\$3,600	\$1,800.00	\$2,274.89
-----							
	FOUNDATION ITS TYPE D / U						
	704024M	2022Q2	1	1.00	\$2,500	\$2,500.00	\$3,038.97
		2022Q3	1	1.00	\$4,750	\$4,750.00	\$4,883.33
			2	2.00	\$7,250	\$3,625.00	\$3,961.15
-----							
	CONTROL CENTER SYSTEM, LOCATION NO. ____ / LS						
	704033P	2022Q2	1	1.00	\$14,500	\$14,500.00	\$14,098.61
		2022Q3	2	2.00	\$16,750	\$8,375.00	\$8,258.33
			3	3.00	\$31,250	\$10,416.67	\$10,205.09
-----							
	FOUNDATION CSS / U						
	704035M	2022Q2	1	1.00	\$12,750	\$12,750.00	\$10,868.06
		2022Q3	1	1.00	\$50,000	\$50,000.00	\$47,000.00
			2	2.00	\$62,750	\$31,375.00	\$28,934.03
-----							
	CAMERA STANDARD TYPE A / U						
	704048M	2022Q3	1	1.00	\$90,000	\$90,000.00	\$88,000.00
			1	1.00	\$90,000	\$90,000.00	\$88,000.00
-----							

WEIGHTED AVERAGE ITEM PRICE REPORT  
 BY REGION, ITEM, AND QUARTER

REGION	ITEM	CALENDAR QUARTER	NUMBER OF OCCUR'S	TOTAL QUANTITY	TOTAL DOLLARS	AVERAGE AWARDED PRICE	AVERAGE OF LOW 3 BIDDERS
N	CAMERA STANDARD TYPE B / U						
	704051M	2022Q2	1	1.00	\$50,000	\$50,000.00	\$52,303.59
			1	1.00	\$50,000	\$50,000.00	\$52,303.59
	CAMERA / U						
	704060M	2022Q2	1	1.00	\$10,000	\$10,000.00	\$10,263.15
		2022Q3	1	2.00	\$14,400	\$7,200.00	\$7,166.67
			2	3.00	\$24,400	\$8,133.33	\$8,198.83
	CONTROLLER, CAMERA / U						
	704063M	2022Q2	1	1.00	\$50,000	\$50,000.00	\$49,978.30
		2022Q3	1	1.00	\$58,000	\$58,000.00	\$56,833.33
			2	2.00	\$108,000	\$54,000.00	\$53,405.82
	REINSTALL FIBER OPTIC CABLE / LF						
	704067P	2022Q1	1	1,308.00	\$13,080	\$10.00	\$24.12
			1	1,308.00	\$13,080	\$10.00	\$24.12
	FIBER OPTIC CABLE TYPE F / LF						
	704081P	2022Q1	1	1,104.00	\$5,520	\$5.00	\$15.28
			1	1,104.00	\$5,520	\$5.00	\$15.28
	CONTROLLER, CTSS / U						
	704084M	2022Q3	1	1.00	\$50,000	\$50,000.00	\$45,100.00
			1	1.00	\$50,000	\$50,000.00	\$45,100.00



WEIGHTED AVERAGE ITEM PRICE REPORT  
BY REGION, ITEM, AND QUARTER

REGION	ITEM	CALENDAR QUARTER	NUMBER OF OCCUR'S	TOTAL QUANTITY	TOTAL DOLLARS	AVERAGE AWARDED PRICE	AVERAGE OF LOW 3 BIDDERS
N	CONTROLLER, CTSS TURN ON / U						
	704090M	2022Q3	1	1.00	\$7,500	\$7,500.00	\$25,546.67
			1	1.00	\$7,500	\$7,500.00	\$25,546.67
	WIM ROADWAY DEVICES 1 LANES / U						
	704189M	2022Q1	1	2.00	\$84,621	\$42,310.50	\$42,310.50
			1	2.00	\$84,621	\$42,310.50	\$42,310.50
	LOW-VOLTAGE TRANSFORMER / U						
	706004M	2022Q3	1	1.00	\$28,000	\$28,000.00	\$23,500.00
			1	1.00	\$28,000	\$28,000.00	\$23,500.00
	ELECTRICAL WORK / LS						
	750050P	2022Q1	1	1.00	\$400,000	\$400,000	\$325,500
			1	1.00	\$400,000	\$400,000	\$325,500
	TOWER ELEVATORS / L S						
	755003P	2022Q1	1	2.00	\$1,200,000	\$600,000	\$722,733
			1	2.00	\$1,200,000	\$600,000	\$722,733
	SELECTIVE THINNING / SY						
	801006M	2022Q2	1	1,574.00	\$26,758	\$17.00	\$20.83
			1	1,574.00	\$26,758	\$17.00	\$20.83
	SELECTIVE CLEARING / SY						
	801012M	2022Q2	2	3,680.00	\$84,040	\$22.84	\$22.17

(item continued)

WEIGHTED AVERAGE ITEM PRICE REPORT  
BY REGION, ITEM, AND QUARTER

REGION	ITEM	CALENDAR QUARTER	NUMBER OF OCCUR'S	TOTAL QUANTITY	TOTAL DOLLARS	AVERAGE AWARDED PRICE	AVERAGE OF LOW 3 BIDDERS
N	SELECTIVE CLEARING / SY						
	801012M	2022Q3	1	70.00	\$8,750	\$125.00	\$100.22
			3	3,750.00	\$92,790	\$24.74	\$23.63
-----							
	TRIMMING EXISTING TREE, OVER 6" TO 12" D / U						
	802003M	2022Q1	1	25.00	\$625	\$25.00	\$72.50
		2022Q2	1	1.00	\$1,025	\$1,025.00	\$1,025.00
			2	26.00	\$1,650	\$63.46	\$109.13
-----							
	TRIMMING EXISTING TREE, OVER 12" TO 18" / U						
	802006M	2022Q1	1	3.00	\$75	\$25.00	\$72.50
		2022Q2	1	2.00	\$2,500	\$1,250.00	\$1,250.00
			2	5.00	\$2,575	\$515.00	\$543.50
-----							
	TRIMMING EXISTING TREE, OVER 18" TO 24" / U						
	802009M	2022Q1	1	3.00	\$75	\$25.00	\$72.50
		2022Q2	1	4.00	\$6,300	\$1,575.00	\$1,575.00
		2022Q3	1	3.00	\$1,950	\$650.00	\$691.67
			3	10.00	\$8,325	\$832.50	\$859.25
-----							
	TRIMMING EXISTING TREE, OVER 24" TO 30" / U						
	802012M	2022Q1	1	3.00	\$75	\$25.00	\$72.50
		2022Q2	1	5.00	\$10,375	\$2,075.00	\$2,075.00
		2022Q3	1	3.00	\$2,850	\$950.00	\$983.33
			3	11.00	\$13,300	\$1,209.09	\$1,231.14
-----							
	TRIMMING EXISTING TREE, OVER 30" TO 36" / U						
	802015M	2022Q1	1	3.00	\$75	\$25.00	\$72.50

(item continued)

WEIGHTED AVERAGE ITEM PRICE REPORT  
BY REGION, ITEM, AND QUARTER

REGION	ITEM	CALENDAR QUARTER	NUMBER OF OCCUR'S	TOTAL QUANTITY	TOTAL DOLLARS	AVERAGE AWARDED PRICE	AVERAGE OF LOW 3 BIDDERS
N	TRIMMING EXISTING TREE, OVER 30" TO 36" / U						
	802015M	2022Q2	1	1.00	\$2,250	\$2,250.00	\$2,250.00
			2	4.00	\$2,325	\$581.25	\$616.88
	TRIMMING EXISTING TREE, OVER 36" DIAMETE / U						
	802018M	2022Q1	1	3.00	\$75	\$25.00	\$72.50
			1	3.00	\$75	\$25.00	\$72.50
	TREE REMOVAL, OVER 6" TO 12" DIAMETER / U						
	802021M	2022Q1	1	25.00	\$1,250	\$50.00	\$175.00
		2022Q2	2	34.00	\$18,250	\$536.76	\$595.77
			3	59.00	\$19,500	\$330.51	\$417.48
	TREE REMOVAL, OVER 12" TO 18" DIAMETER / U						
	802024M	2022Q1	1	3.00	\$150	\$50.00	\$175.00
		2022Q2	2	14.00	\$13,850	\$989.29	\$1,008.19
			3	17.00	\$14,000	\$823.53	\$861.15
	TREE REMOVAL, OVER 18" TO 24" DIAMETER / U						
	802027M	2022Q1	2	13.00	\$43,341	\$3,333.92	\$1,816.96
		2022Q2	1	3.00	\$5,100	\$1,700.00	\$1,611.13
			3	16.00	\$48,441	\$3,027.56	\$1,778.37
	TREE REMOVAL, OVER 24" TO 30" DIAMETER / U						
	802030M	2022Q1	1	3.00	\$2,250	\$750.00	\$525.00
			1	3.00	\$2,250	\$750.00	\$525.00

WEIGHTED AVERAGE ITEM PRICE REPORT  
BY REGION, ITEM, AND QUARTER

REGION	ITEM	CALENDAR QUARTER	NUMBER OF OCCUR'S	TOTAL QUANTITY	TOTAL DOLLARS	AVERAGE AWARDED PRICE	AVERAGE OF LOW 3 BIDDERS
N	TREE REMOVAL, OVER 30" TO 36" DIAMETER / U						
	802033M	2022Q1	1	3.00	\$3,750	\$1,250.00	\$775.00
		2022Q2	1	1.00	\$3,500	\$3,500.00	\$3,346.26
			2	4.00	\$7,250	\$1,812.50	\$1,417.81
	TREE REMOVAL, OVER 36" DIAMETER / U						
	802036M	2022Q1	1	3.00	\$4,500	\$1,500.00	\$900.00
		2022Q2	2	4.00	\$17,250	\$4,312.50	\$4,832.07
			3	7.00	\$21,750	\$3,107.14	\$3,146.90
	PREPARATION OF EXISTING SOIL / SY						
	803006M	2022Q2	1	3,383.00	\$7,612	\$2.25	\$2.46
			1	3,383.00	\$7,612	\$2.25	\$2.46
	TOPSOIL SPREADING ___" THICK / SY						
	804000P	2022Q1	7	17,064.00	\$25,296	\$1.48	\$2.31
		2022Q2	8	25,431.00	\$153,556	\$6.04	\$4.76
		2022Q3	2	11,478.00	\$56,538	\$4.93	\$5.68
		2022Q4	1	215.00	\$215	\$1.00	\$4.34
			18	54,188.00	\$235,605	\$4.35	\$4.18
	SUBSOIL / CY						
	804001P	2022Q2	2	1,908.00	\$128,689	\$67.45	\$77.60
			2	1,908.00	\$128,689	\$67.45	\$77.60
	PLANT PIT SOIL / CY						
	804014P	2022Q1	1	8.00	\$400	\$50.00	\$80.00

(item continued)

WEIGHTED AVERAGE ITEM PRICE REPORT  
BY REGION, ITEM, AND QUARTER

REGION	ITEM	CALENDAR QUARTER	NUMBER OF OCCUR'S	TOTAL QUANTITY	TOTAL DOLLARS	AVERAGE AWARDED PRICE	AVERAGE OF LOW 3 BIDDERS
N	PLANT PIT SOIL / CY						
	804014P	2022Q2	3	165.00	\$23,900	\$144.85	\$95.01
		2022Q3	1	1,152.00	\$23,040	\$20.00	\$43.42
			5	1,325.00	\$47,340	\$35.73	\$50.06
-----							
	BORROW TOPSOIL / CY						
	804015P	2022Q1	5	2,976.00	\$13,998	\$4.70	\$13.75
		2022Q2	3	729.00	\$52,008	\$71.34	\$73.83
		2022Q3	1	241.00	\$13,255	\$55.00	\$53.33
		2022Q4	2	61.00	\$3,960	\$64.92	\$51.65
			11	4,007.00	\$83,221	\$20.77	\$27.64
-----							
	TURF REPAIR STRIP / LF						
	805003M	2022Q1	5	14,928.00	\$36,143	\$2.42	\$1.96
		2022Q2	2	1,015.00	\$13,950	\$13.74	\$11.58
		2022Q4	1	1,459.00	\$63,846	\$43.76	\$43.76
			8	17,402.00	\$113,939	\$6.55	\$6.03
-----							
	STABILIZED TURF / SY						
	805005M	2022Q2	1	309.00	\$15,450	\$50.00	\$36.23
			1	309.00	\$15,450	\$50.00	\$36.23
-----							
	REGRADE BERM / SY						
	805010M	2022Q2	2	1,577.00	\$48,064	\$30.48	\$25.14
			2	1,577.00	\$48,064	\$30.48	\$25.14
-----							
	FERTILIZING AND SEEDING, TYPE A / SY						
	806003P	2022Q1	2	10,000.00	\$550	\$0.06	\$0.29

(item continued)

WEIGHTED AVERAGE ITEM PRICE REPORT  
BY REGION, ITEM, AND QUARTER

REGION	ITEM	CALENDAR QUARTER	NUMBER OF OCCUR'S	TOTAL QUANTITY	TOTAL DOLLARS	AVERAGE AWARDED PRICE	AVERAGE OF LOW 3 BIDDERS
N	FERTILIZING AND SEEDING, TYPE A / SY						
	806003P	2022Q2	1	128.00	\$1,485	\$11.60	\$22.91
			3	10,128.00	\$2,035	\$0.20	\$0.57
	FERTILIZING AND SEEDING, TYPE A-3 / SY						
	806006P	2022Q1	5	7,064.00	\$5,143	\$0.73	\$1.07
		2022Q2	6	27,488.00	\$56,644	\$2.06	\$1.98
		2022Q3	2	11,478.00	\$12,356	\$1.08	\$1.45
		2022Q4	2	228.00	\$527	\$2.31	\$1.69
			15	46,258.00	\$74,669	\$1.61	\$1.71
	FERTILIZING AND SEEDING, TYPE A-4 / SY						
	806009P	2022Q2	1	996.00	\$2,241	\$2.25	\$2.11
			1	996.00	\$2,241	\$2.25	\$2.11
	FERTILIZING AND SEEDING, TYPE F / SY						
	806018P	2022Q1	1	463.00	\$926	\$2.00	\$2.25
		2022Q2	4	2,337.00	\$9,376	\$4.01	\$2.73
		2022Q3	1	744.00	\$1,562	\$2.10	\$1.87
			6	3,544.00	\$11,864	\$3.35	\$2.48
	FERTILIZING AND SEEDING, TYPE W / SY						
	806024P	2022Q2	1	2,160.00	\$8,640	\$4.00	\$3.30
			1	2,160.00	\$8,640	\$4.00	\$3.30
	FERTILIZING AND SEEDING, BASIN SLOPE / SY						
	806028P	2022Q2	1	410.00	\$2,050	\$5.00	\$4.40
			1	410.00	\$2,050	\$5.00	\$4.40

WEIGHTED AVERAGE ITEM PRICE REPORT  
BY REGION, ITEM, AND QUARTER

REGION	ITEM	CALENDAR QUARTER	NUMBER OF OCCUR'S	TOTAL QUANTITY	TOTAL DOLLARS	AVERAGE AWARDED PRICE	AVERAGE OF LOW 3 BIDDERS
N	FERTILIZING AND SEEDING, LOW MAINTENANCE / SY						
	806033P	2022Q2	1	2,460.00	\$7,380	\$3.00	\$1.97
			1	2,460.00	\$7,380	\$3.00	\$1.97
-----							
	TOPSOIL STABILIZATION, TYPE 1 MAT / SY						
	807003M	2022Q1	1	80.00	\$960	\$12.00	\$11.33
		2022Q2	2	1,005.00	\$5,825	\$5.80	\$4.80
			3	1,085.00	\$6,785	\$6.25	\$5.28
-----							
	TOPSOIL STABILIZATION, TYPE 2 MAT / SY						
	807006M	2022Q1	1	655.00	\$3,275	\$5.00	\$4.33
		2022Q2	1	107.00	\$963	\$9.00	\$10.83
		2022Q3	1	23.00	\$121	\$5.25	\$8.00
		2022Q4	1	13.00	\$780	\$60.00	\$60.00
			4	798.00	\$5,139	\$6.44	\$6.22
-----							
	TOPSOIL STABILIZATION, TYPE 4 MAT / SY						
	807012M	2022Q3	1	4,668.00	\$17,038	\$3.65	\$3.38
			1	4,668.00	\$17,038	\$3.65	\$3.38
-----							
	STRAW MULCHING / SY						
	809003M	2022Q1	7	17,064.00	\$5,693	\$0.33	\$0.51
		2022Q2	7	30,903.00	\$49,275	\$1.59	\$1.26
		2022Q3	2	7,806.00	\$7,893	\$1.01	\$0.99
		2022Q4	2	708.00	\$6,131	\$8.66	\$3.81
			18	56,481.00	\$68,991	\$1.22	\$1.03
-----							
	FIBER MULCHING / SY						
	809006M	2022Q2	1	2,950.00	\$8,850	\$3.00	\$1.80
			1	2,950.00	\$8,850	\$3.00	\$1.80
-----							

WEIGHTED AVERAGE ITEM PRICE REPORT  
BY REGION, ITEM, AND QUARTER

REGION	ITEM	CALENDAR QUARTER	NUMBER OF OCCUR'S	TOTAL QUANTITY	TOTAL DOLLARS	AVERAGE AWARDED PRICE	AVERAGE OF LOW 3 BIDDERS
N	SHREDDED HARDWOOD BARK MULCHING / SY						
	809015M	2022Q1	1	40.00	\$400	\$10.00	\$8.33
			1	40.00	\$400	\$10.00	\$8.33
	WOOD MULCHING / SY						
	809018M	2022Q1	1	16.00	\$160	\$10.00	\$8.67
		2022Q2	1	472.00	\$9,440	\$20.00	\$11.47
		2022Q3	1	2,169.00	\$11,387	\$5.25	\$9.08
			3	2,657.00	\$20,987	\$7.90	\$9.50
	WOOD MULCHING, 2" THICK / SY						
	809021M	2022Q2	1	2,930.00	\$43,950	\$15.00	\$9.28
			1	2,930.00	\$43,950	\$15.00	\$9.28
	MOWING / ACRE						
	810003M	2022Q2	3	13.00	\$16,600	\$1,276.92	\$1,064.23
		2022Q3	1	4.00	\$4,200	\$1,050.00	\$771.67
			4	17.00	\$20,800	\$1,223.53	\$995.39
	LARGE DECIDUOUS TREE, 3-3 1/2" CALIPER, / U						
	811003M	2022Q3	1	383.00	\$363,850	\$950.00	\$800.00
			1	383.00	\$363,850	\$950.00	\$800.00
	LARGE DECID TREE 10-12' HIGH, MULTI STEM / U						
	811016M	2022Q2	3	20.00	\$14,750	\$737.50	\$773.50
		2022Q3	1	14.00	\$8,190	\$585.00	\$645.00
			4	34.00	\$22,940	\$674.71	\$720.59



WEIGHTED AVERAGE ITEM PRICE REPORT  
BY REGION, ITEM, AND QUARTER

REGION	ITEM	CALENDAR QUARTER	NUMBER OF OCCUR'S	TOTAL QUANTITY	TOTAL DOLLARS	AVERAGE AWARDED PRICE	AVERAGE OF LOW 3 BIDDERS
N	SMALL DECIDUOUS TREE, 3-3 1/2" CALIPER, / U						
	811021M	2022Q3	1	346.00	\$320,050	\$925.00	\$870.00
			1	346.00	\$320,050	\$925.00	\$870.00
	SMALL DECIDUOUS TREE, 2 1/2-3" CALIPER, / U						
	811022M	2022Q1	1	6.00	\$3,000	\$500.00	\$650.00
			1	6.00	\$3,000	\$500.00	\$650.00
	SMALL DECIDUOUS TREE, 2-2 1/2" CALIPER, / U						
	811024M	2022Q1	1	2.00	\$900	\$450.00	\$583.33
		2022Q2	1	9.00	\$5,400	\$600.00	\$583.33
			2	11.00	\$6,300	\$572.73	\$583.33
	EVERGREEN TREE, 9-10' HIGH, B&B / U						
	811033M	2022Q3	1	156.00	\$126,360	\$810.00	\$686.67
			1	156.00	\$126,360	\$810.00	\$686.67
	EVERGREEN TREE, 8-9' HIGH, B&B / U						
	811036M	2022Q1	1	1.00	\$500	\$500.00	\$1,016.67
			1	1.00	\$500	\$500.00	\$1,016.67
	EVERGREEN TREE, 7-8' HIGH B&B / U						
	811037M	2022Q2	1	17.00	\$11,900	\$700.00	\$666.67
			1	17.00	\$11,900	\$700.00	\$666.67
	EVERGREEN TREE, 6-7' HIGH, B&B / U						
	811039M	2022Q2	1	10.00	\$6,450	\$645.00	\$598.00
			1	10.00	\$6,450	\$645.00	\$598.00

WEIGHTED AVERAGE ITEM PRICE REPORT  
BY REGION, ITEM, AND QUARTER

REGION	ITEM	CALENDAR QUARTER	NUMBER OF OCCUR'S	TOTAL QUANTITY	TOTAL DOLLARS	AVERAGE AWARDED PRICE	AVERAGE OF LOW 3 BIDDERS
N	DECIDUOUS SHRUB, 18-24" HIGH, #3 CONTAIN / U						
	811063M	2022Q2	1	1,100.00	\$121,000	\$110.00	\$76.67
			1	1,100.00	\$121,000	\$110.00	\$76.67
	DECIDUOUS SHRUB, 24-36" HIGH, CONTAINER / U						
	811067M	2022Q2	2	362.00	\$39,100	\$108.01	\$92.81
			2	362.00	\$39,100	\$108.01	\$92.81
	EVERGREEN SHRUB, 30-36" HIGH, B&B / U						
	811072M	2022Q2	1	20.00	\$1,800	\$90.00	\$104.67
			1	20.00	\$1,800	\$90.00	\$104.67
	EVERGREEN SHRUB, 18-24" HIGH, #3 CONTAIN / U						
	811078M	2022Q2	1	198.00	\$20,790	\$105.00	\$77.00
			1	198.00	\$20,790	\$105.00	\$77.00
	PLANT ESTABLISHMENT PERIOD / LS						
	811138M	2022Q1	1	1.00	\$1,000	\$1,000.00	\$3,333.33
		2022Q2	3	3.00	\$79,000	\$26,333.33	\$21,942.38
		2022Q3	1	1.00	\$32,000	\$32,000.00	\$92,333.33
			5	5.00	\$112,000	\$22,400.00	\$32,298.76
	WATERING / MG						
	811165M	2022Q1	1	1.00	\$500	\$500.00	\$317.00
		2022Q2	3	51.00	\$32,466	\$636.59	\$555.88
		2022Q3	1	206.00	\$59,740	\$290.00	\$405.00
			5	258.00	\$92,706	\$359.33	\$434.48

WEIGHTED AVERAGE ITEM PRICE REPORT  
BY REGION, ITEM, AND QUARTER

REGION	ITEM	CALENDAR QUARTER	NUMBER OF OCCUR'S	TOTAL QUANTITY	TOTAL DOLLARS	AVERAGE AWARDED PRICE	AVERAGE OF LOW 3 BIDDERS
N	RECONSTRUCT PLANTING BED / LS						
	811175P	2022Q2	1	1.00	\$60,000	\$60,000.00	\$31,666.67
			1	1.00	\$60,000	\$60,000.00	\$31,666.67
-----							
	MISCELLANEOUS CONCRETE / CY						
	903006M	2022Q2	1	75.00	\$75	\$1.00	\$500.50
			1	75.00	\$75	\$1.00	\$500.50
-----							
	INSPECTION OF UNITS / U						
	MMA001M	2022Q2	1	50.00	\$50,000	\$1,000.00	\$1,000.00
			1	50.00	\$50,000	\$1,000.00	\$1,000.00
-----							
	FORCE ACCOUNT LABOR, EQUIPMENT & MATERIA / DOLL						
	MMB091M	2022Q1	1	100,000.00	\$100,000	\$1.00	\$1.00
			1	100,000.00	\$100,000	\$1.00	\$1.00
-----							
	CREW COORDINATOR / HOUR						
	MMB092M	2022Q4	3	2,040.00	\$285,600	\$140.00	\$140.00
			3	2,040.00	\$285,600	\$140.00	\$140.00
-----							
	LANE CLOSURES / HOUR						
	MMB172M	2022Q4	3	44,800.00	\$448	\$0.01	\$2.46
			3	44,800.00	\$448	\$0.01	\$2.46
-----							
	SOLID WASTE DISPOSAL / DOLL						
	MMB173M	2022Q4	3	140,000.00	\$140,000	\$1.00	\$1.00
			3	140,000.00	\$140,000	\$1.00	\$1.00
-----							

WEIGHTED AVERAGE ITEM PRICE REPORT  
BY REGION, ITEM, AND QUARTER

REGION	ITEM	CALENDAR QUARTER	NUMBER OF OCCUR'S	TOTAL QUANTITY	TOTAL DOLLARS	AVERAGE AWARDED PRICE	AVERAGE OF LOW 3 BIDDERS
N	REPAIR CATEGORY "A" / HOUR						
	MMB181M	2022Q2	1	375.00	\$327,750	\$874.00	\$2,187.00
			1	375.00	\$327,750	\$874.00	\$2,187.00
	LABOR CREW / HOUR						
	MMB186M	2022Q4	6	82,600.00	\$38,365,551	\$464.47	\$563.59
			6	82,600.00	\$38,365,551	\$464.47	\$563.59
	RESET SIGNS / U						
	MMD036M	2022Q1	2	80.00	\$6,288	\$78.60	\$120.35
			2	80.00	\$6,288	\$78.60	\$120.35
	RETROFIT COVER PLATE FOR INLET CURB PIEC / U						
	MMD042M	2022Q1	2	44.00	\$13,950	\$317.05	\$276.67
			2	44.00	\$13,950	\$317.05	\$276.67
	CONDUIT CLEARING / LF						
	MME002M	2022Q1	1	95.00	\$950	\$10.00	\$71.00
			1	95.00	\$950	\$10.00	\$71.00
	FOUNDATION REMOVAL, ELECTRICAL / U						
	MME008M	2022Q1	1	200.00	\$70,000	\$350.00	\$550.00
			1	200.00	\$70,000	\$350.00	\$550.00
	TRANSITE JUNCTION BOX REMOVAL / U						
	MME009M	2022Q1	1	60.00	\$24,000	\$400.00	\$807.67
			1	60.00	\$24,000	\$400.00	\$807.67

WEIGHTED AVERAGE ITEM PRICE REPORT  
BY REGION, ITEM, AND QUARTER

REGION	ITEM	CALENDAR QUARTER	NUMBER OF OCCUR'S	TOTAL QUANTITY	TOTAL DOLLARS	AVERAGE AWARDED PRICE	AVERAGE OF LOW 3 BIDDERS
N	TROUBLESHOOTING / MH						
	MME010M	2022Q1	1	125.00	\$30,000	\$240.00	\$525.50
			1	125.00	\$30,000	\$240.00	\$525.50
-----							
	BASE DOOR, TYPE T/C / U						
	MME011M	2022Q1	1	10.00	\$900	\$90.00	\$152.00
			1	10.00	\$900	\$90.00	\$152.00
-----							
	BASE DOOR, TYPE K / U						
	MME012M	2022Q1	1	5.00	\$475	\$95.00	\$158.50
			1	5.00	\$475	\$95.00	\$158.50
-----							
	BASE DOOR, TYPE P / U						
	MME013M	2022Q1	1	2.00	\$170	\$85.00	\$145.00
			1	2.00	\$170	\$85.00	\$145.00
-----							
	PEDESTRIAN LED INSTALLATION / U						
	MME015M	2022Q1	1	2.00	\$670	\$335.00	\$394.50
			1	2.00	\$670	\$335.00	\$394.50
-----							
	HIGHWAY LIGHTING BALLAST INSTALLATION / U						
	MME017M	2022Q1	1	10.00	\$4,500	\$450.00	\$466.50
			1	10.00	\$4,500	\$450.00	\$466.50
-----							
	HIGHWAY LIGHTING RELAMPING / U						
	MME024M	2022Q1	1	75.00	\$11,250	\$150.00	\$209.00
			1	75.00	\$11,250	\$150.00	\$209.00
-----							

WEIGHTED AVERAGE ITEM PRICE REPORT  
 BY REGION, ITEM, AND QUARTER

REGION	ITEM	CALENDAR QUARTER	NUMBER OF OCCUR'S	TOTAL QUANTITY	TOTAL DOLLARS	AVERAGE AWARDED PRICE	AVERAGE OF LOW 3 BIDDERS
N	BASE DOOR, TYPE L / U						
	MME026M	2022Q1	1	5.00	\$300	\$60.00	\$132.50
			1	5.00	\$300	\$60.00	\$132.50
	PEC REPLACEMENT / U						
	MME027M	2022Q1	1	2.00	\$130	\$65.00	\$198.50
			1	2.00	\$130	\$65.00	\$198.50
	SIGN LUMINAIRE INSTALLATION / U						
	MME055M	2022Q1	1	210.00	\$451,500	\$2,150.00	\$2,128.50
			1	210.00	\$451,500	\$2,150.00	\$2,128.50
	LED TYPE R-ARROW-R / U						
	MME068M	2022Q1	1	35.00	\$2,625	\$75.00	\$186.50
			1	35.00	\$2,625	\$75.00	\$186.50
	LED TYPE A-ARROW-R / U						
	MME069M	2022Q1	1	50.00	\$3,750	\$75.00	\$186.50
			1	50.00	\$3,750	\$75.00	\$186.50
	LED TYPE G-ARROW-R / U						
	MME070M	2022Q1	1	50.00	\$3,750	\$75.00	\$186.50
			1	50.00	\$3,750	\$75.00	\$186.50
	LED TYPE A/G-ARROW-R / U						
	MME071M	2022Q1	1	50.00	\$5,900	\$118.00	\$246.50
			1	50.00	\$5,900	\$118.00	\$246.50

WEIGHTED AVERAGE ITEM PRICE REPORT  
 BY REGION, ITEM, AND QUARTER

REGION	ITEM	CALENDAR QUARTER	NUMBER OF OCCUR'S	TOTAL QUANTITY	TOTAL DOLLARS	AVERAGE AWARDED PRICE	AVERAGE OF LOW 3 BIDDERS
N	TRAFFIC DIRECTORS / MH						
	MME084M	2022Q1	1	200.00	\$17,000	\$85.00	\$141.33
			1	200.00	\$17,000	\$85.00	\$141.33
	VISOR REPLACEMENT / U						
	MME085M	2022Q1	1	3.00	\$165	\$55.00	\$102.50
			1	3.00	\$165	\$55.00	\$102.50
	ROADWAY JUNCTION BOX / U						
	MME090M	2022Q1	1	1.00	\$500	\$500.00	\$3,225.00
			1	1.00	\$500	\$500.00	\$3,225.00
	LED TYPE 12 RAG / U						
	MME091M	2022Q1	1	150.00	\$37,500	\$250.00	\$480.50
			1	150.00	\$37,500	\$250.00	\$480.50
	LED TYPE 8 RAG / U						
	MME092M	2022Q1	1	150.00	\$36,000	\$240.00	\$466.50
			1	150.00	\$36,000	\$240.00	\$466.50
	LIGHTING ASSEMBLIES, TYPE L-R-X / U						
	MME093M	2022Q1	1	2.00	\$920	\$460.00	\$881.50
			1	2.00	\$920	\$460.00	\$881.50
	LIGHTING ASSEMBLIES, TYPE L-R-CF / U						
	MME094M	2022Q1	1	2.00	\$920	\$460.00	\$881.50
			1	2.00	\$920	\$460.00	\$881.50

WEIGHTED AVERAGE ITEM PRICE REPORT  
 BY REGION, ITEM, AND QUARTER

REGION	ITEM	CALENDAR QUARTER	NUMBER OF OCCUR'S	TOTAL QUANTITY	TOTAL DOLLARS	AVERAGE AWARDED PRICE	AVERAGE OF LOW 3 BIDDERS
N	LIGHTING ASSEMBLIES, TYPE L-R-V-X / U						
	MME095M	2022Q1	1	2.00	\$1,850	\$925.00	\$1,627.50
			1	2.00	\$1,850	\$925.00	\$1,627.50
	LIGHTING ASSEMBLIES, TYPE L-R-MG / U						
	MME096M	2022Q1	1	2.00	\$2,170	\$1,085.00	\$1,617.50
			1	2.00	\$2,170	\$1,085.00	\$1,617.50
	LIGHTING ASSEMBLIES, TYPE L-R-U-W / U						
	MME097M	2022Q1	1	2.00	\$4,000	\$2,000.00	\$2,658.00
			1	2.00	\$4,000	\$2,000.00	\$2,658.00
	LIGHTING ASSEMBLIES, TYPE L-R-U-P / U						
	MME098M	2022Q1	1	2.00	\$4,000	\$2,000.00	\$2,139.00
			1	2.00	\$4,000	\$2,000.00	\$2,139.00
	TOWER RELAMPING / U						
	MME100M	2022Q1	1	2.00	\$3,320	\$1,660.00	\$5,503.00
			1	2.00	\$3,320	\$1,660.00	\$5,503.00
	TOWER LUMINAIRE INSTALLATION / U						
	MME101M	2022Q1	1	16.00	\$40,000	\$2,500.00	\$2,393.50
			1	16.00	\$40,000	\$2,500.00	\$2,393.50
	LIGHTING ASSEMBLIES INSTALLATION / U						
	MME102M	2022Q1	1	40.00	\$14,600	\$365.00	\$510.50
			1	40.00	\$14,600	\$365.00	\$510.50



WEIGHTED AVERAGE ITEM PRICE REPORT  
BY REGION, ITEM, AND QUARTER

REGION	ITEM	CALENDAR QUARTER	NUMBER OF OCCUR'S	TOTAL QUANTITY	TOTAL DOLLARS	AVERAGE AWARDED PRICE	AVERAGE OF LOW 3 BIDDERS
N	LIGHTING ASSEMBLIES, TYPE L-R-40-Y / U						
	MME103M	2022Q1	1	2.00	\$890	\$445.00	\$856.50
			1	2.00	\$890	\$445.00	\$856.50
	FUSE KITS / U						
	MME108M	2022Q1	1	75.00	\$3,750	\$50.00	\$193.00
			1	75.00	\$3,750	\$50.00	\$193.00
	FOUNDATION, TYPE PBI / U						
	MME122M	2022Q1	1	10.00	\$2,500	\$250.00	\$615.67
			1	10.00	\$2,500	\$250.00	\$615.67
	ADA Push Button Installation / U						
	MME139M	2022Q1	1	15.00	\$2,475	\$165.00	\$309.50
			1	15.00	\$2,475	\$165.00	\$309.50
	RADAR DETECTION SYSTEM, 1 RADAR / U						
	MME143M	2022Q1	2	4.00	\$51,090	\$12,772.50	\$12,150.14
			2	4.00	\$51,090	\$12,772.50	\$12,150.14
	RADAR DETECTION SYSTEM, 2 RADAR / U						
	MME144M	2022Q1	2	11.00	\$251,125	\$22,829.55	\$22,094.67
			2	11.00	\$251,125	\$22,829.55	\$22,094.67
	RADAR DETECTION SYSTEM, 3 RADAR / U						
	MME145M	2022Q1	1	3.00	\$102,225	\$34,075.00	\$32,812.78
			1	3.00	\$102,225	\$34,075.00	\$32,812.78

WEIGHTED AVERAGE ITEM PRICE REPORT  
 BY REGION, ITEM, AND QUARTER

REGION	ITEM	CALENDAR QUARTER	NUMBER OF OCCUR'S	TOTAL QUANTITY	TOTAL DOLLARS	AVERAGE AWARDED PRICE	AVERAGE OF LOW 3 BIDDERS
N	RADAR DETECTION SYSTEM, 4 RADAR / U						
	MME146M	2022Q1	1	1.00	\$44,940	\$44,940.00	\$44,575.71
			1	1.00	\$44,940	\$44,940.00	\$44,575.71
	POLE BRIDGE REPLACEMENT / EACH						
	MME149M	2022Q1	1	40.00	\$120,000	\$3,000.00	\$2,419.00
			1	40.00	\$120,000	\$3,000.00	\$2,419.00
	TRAFFIC CONTROL TRUCK WITH MOUNTED CRASH / DAY						
	MMG008M	2022Q1	2	1,000.00	\$1,000	\$1.00	\$20.83
			2	1,000.00	\$1,000	\$1.00	\$20.83
	TELEPHONE SERVICE / DOLL						
	MMG010M	2022Q2	1	3,000.00	\$3,000	\$1.00	\$1.00
		2022Q4	3	8,000.00	\$8,000	\$1.00	\$1.00
			4	11,000.00	\$11,000	\$1.00	\$1.00
	FIELD OFFICE EQUIPMENT / DOLL						
	MMG018M	2022Q1	1	500.00	\$500	\$1.00	\$1.00
		2022Q2	1	2,500.00	\$2,500	\$1.00	\$1.00
			2	3,000.00	\$3,000	\$1.00	\$1.00
	OVERTIME DIFFERENTIAL (OD) / DOLL						
	MMG025M	2022Q4	3	325,000.00	\$325,000	\$1.00	\$1.00
			3	325,000.00	\$325,000	\$1.00	\$1.00

WEIGHTED AVERAGE ITEM PRICE REPORT  
BY REGION, ITEM, AND QUARTER

REGION	ITEM	CALENDAR QUARTER	NUMBER OF OCCUR'S	TOTAL QUANTITY	TOTAL DOLLARS	AVERAGE AWARDED PRICE	AVERAGE OF LOW 3 BIDDERS
N	DISPOSAL OF REGULATED MATERIAL / DOLL						
	MMG027M	2022Q4	3	140,000.00	\$140,000	\$1.00	\$1.00
			3	140,000.00	\$140,000	\$1.00	\$1.00
	STEEL POST FOR END TREATMENT / U						
	MMG030M	2022Q2	1	30.00	\$2,250	\$75.00	\$575.00
			1	30.00	\$2,250	\$75.00	\$575.00
	ATTACHMENT TO STRUCTURE / LF						
	MMG032M	2022Q2	2	150.00	\$21,050	\$140.33	\$172.67
			2	150.00	\$21,050	\$140.33	\$172.67
	ATTACHMENT TO STRUCTURE / U						
	MMG033M	2022Q2	1	50.00	\$50	\$1.00	\$113.00
			1	50.00	\$50	\$1.00	\$113.00
	RIPRAP STONE SLOPE PROTECTION / T						
	MMG036M	2022Q1	2	100.00	\$100	\$1.00	\$16.33
			2	100.00	\$100	\$1.00	\$16.33
	SCOOP TUNNEL VISOR / U						
	MMG055M	2022Q1	1	10.00	\$750	\$75.00	\$102.00
			1	10.00	\$750	\$75.00	\$102.00
	CRANE / MH						
	MMG056M	2022Q1	1	40.00	\$20,000	\$500.00	\$452.50
			1	40.00	\$20,000	\$500.00	\$452.50

WEIGHTED AVERAGE ITEM PRICE REPORT  
BY REGION, ITEM, AND QUARTER

REGION	ITEM	CALENDAR QUARTER	NUMBER OF OCCUR'S	TOTAL QUANTITY	TOTAL DOLLARS	AVERAGE AWARDED PRICE	AVERAGE OF LOW 3 BIDDERS
N	DISPOSAL OF REGULATED MATERIAL HAZARDOUS / DOLL						
	MMG064M	2022Q4	3	170,000.00	\$170,000	\$1.00	\$1.00
			3	170,000.00	\$170,000	\$1.00	\$1.00
	FIBERGLASS REINFORCED POLYMER PANELS / SF						
	MMG093M	2022Q1	1	4,700.00	\$329,000	\$70.00	\$93.67
			1	4,700.00	\$329,000	\$70.00	\$93.67
	ADJUSTMENT FACTOR / PCT						
	MMG095M	2022Q2	1	6,900,000.00	\$5,029,410	\$0.73	\$0.89
			1	6,900,000.00	\$5,029,410	\$0.73	\$0.89
	CONSTRUCTION LAYOUT / DAY						
	MMR001M	2022Q1	2	40.00	\$2,020	\$50.50	\$209.00
			2	40.00	\$2,020	\$50.50	\$209.00
	SPECIAL MOBILIZATION / U						
	MMR005M	2022Q2	1	40.00	\$80,000	\$2,000.00	\$2,000.00
			1	40.00	\$80,000	\$2,000.00	\$2,000.00
	EMERGENCY MOBILIZATION / U						
	MMR006M	2022Q1	3	16.00	\$70,000	\$4,375.00	\$6,250.00
		2022Q2	1	40.00	\$200,000	\$5,000.00	\$5,000.00
			4	56.00	\$270,000	\$4,821.43	\$5,357.14
	ATTACHMENT TO STRUCTURE, TYPE A / U						
	MMR047M	2022Q2	1	20.00	\$10,000	\$500.00	\$2,850.00
			1	20.00	\$10,000	\$500.00	\$2,850.00

WEIGHTED AVERAGE ITEM PRICE REPORT  
 BY REGION, ITEM, AND QUARTER

REGION	ITEM	CALENDAR QUARTER	NUMBER OF OCCUR'S	TOTAL QUANTITY	TOTAL DOLLARS	AVERAGE AWARDED PRICE	AVERAGE OF LOW 3 BIDDERS
N	ATTACHMENT TO STRUCTURE, TYPE B / U						
	MMR048M	2022Q2	1	20.00	\$2,900	\$145.00	\$822.50
			1	20.00	\$2,900	\$145.00	\$822.50
	BUFFER END PIECES FOR END TREATMENTS / U						
	MMR055M	2022Q2	1	15.00	\$1,500	\$100.00	\$175.00
			1	15.00	\$1,500	\$100.00	\$175.00
	WOODEN POSTS FOR END TREATMENTS / U						
	MMR056M	2022Q2	1	15.00	\$1,110	\$74.00	\$412.00
			1	15.00	\$1,110	\$74.00	\$412.00
	RAIL ELEMENTS FOR END TREATMENTS / U						
	MMR057M	2022Q2	1	15.00	\$3,600	\$240.00	\$495.00
			1	15.00	\$3,600	\$240.00	\$495.00
	REFLECTIVE SHEETING FOR END TREATMENTS / SF						
	MMR058M	2022Q2	1	50.00	\$50	\$1.00	\$150.50
			1	50.00	\$50	\$1.00	\$150.50
	FLASHING ARROW BOARD, 4' X 8' / DAY						
	MMR060M	2022Q1	2	200.00	\$200	\$1.00	\$17.50
			2	200.00	\$200	\$1.00	\$17.50
	PORTABLE VARIABLE MESSAGE SIGN / DAY						
	MMR061M	2022Q1	2	280.00	\$280	\$1.00	\$11.67
			2	280.00	\$280	\$1.00	\$11.67

WEIGHTED AVERAGE ITEM PRICE REPORT  
BY REGION, ITEM, AND QUARTER

REGION	ITEM	CALENDAR QUARTER	NUMBER OF OCCUR'S	TOTAL QUANTITY	TOTAL DOLLARS	AVERAGE AWARDED PRICE	AVERAGE OF LOW 3 BIDDERS
N	NON-VEGETATIVE SURFACE, POLYESTER MATTIN / SY						
	MMR073M	2022Q2	1	150.00	\$150	\$1.00	\$38.00
			1	150.00	\$150	\$1.00	\$38.00
-----							
	GUIDE RAIL EXTRUDERS / U						
	MMR076M	2022Q2	1	15.00	\$13,125	\$875.00	\$2,062.50
			1	15.00	\$13,125	\$875.00	\$2,062.50
-----							
	MOBILIZATION OF MILL & HMA PAVING EQUIP. / U						
	MMR077M	2022Q1	2	50.00	\$750,000	\$15,000.00	\$15,000.00
			2	50.00	\$750,000	\$15,000.00	\$15,000.00
-----							
	MICROMILLING / SY						
	MMR087M	2022Q1	2	2,000.00	\$10,000	\$5.00	\$6.67
			2	2,000.00	\$10,000	\$5.00	\$6.67
-----							
	CONCRETE WASHOUT SYSTEM / U						
	MMR091M	2022Q1	2	4.00	\$76,500	\$19,125.00	\$13,375.00
			2	4.00	\$76,500	\$19,125.00	\$13,375.00
-----							
	REGRADE BERM / SY						
	MMR096M	2022Q1	1	900.00	\$2,700	\$3.00	\$8.67
			1	900.00	\$2,700	\$3.00	\$8.67
-----							
	VOID REDUCING ASPHALT MEMBRANE / LF						
	MMR113M	2022Q1	1	18,639.00	\$98,787	\$5.30	\$5.11
			1	18,639.00	\$98,787	\$5.30	\$5.11
-----							

WEIGHTED AVERAGE ITEM PRICE REPORT  
 BY REGION, ITEM, AND QUARTER

REGION	ITEM	CALENDAR QUARTER	NUMBER OF OCCUR'S	TOTAL QUANTITY	TOTAL DOLLARS	AVERAGE AWARDED PRICE	AVERAGE OF LOW 3 BIDDERS
N	ASPHALT COLD PATCH / LB						
	MMR115M	2022Q2	1	500.00	\$500	\$1.00	\$5.50
			1	500.00	\$500	\$1.00	\$5.50

WEIGHTED AVERAGE ITEM PRICE REPORT  
BY REGION, ITEM, AND QUARTER

REGION	ITEM	CALENDAR QUARTER	NUMBER OF OCCUR'S	TOTAL QUANTITY	TOTAL DOLLARS	AVERAGE AWARDED PRICE	AVERAGE OF LOW 3 BIDDERS
S	FORCE ACCOUNT / DOLL						
	109006M	2022Q1	3	355,000.00	\$355,000	\$1.00	\$1.00
		2022Q4	1	450,000.00	\$450,000	\$1.00	\$1.00
			4	805,000.00	\$805,000	\$1.00	\$1.00
-----							
	PERFORMANCE BOND AND PAYMENT BOND / DOLL						
	151006M	2022Q1	6	6.00	\$159,718	\$26,619.60	\$37,428.38
		2022Q2	9	9.00	\$243,080	\$27,008.89	\$30,267.83
		2022Q3	2	2.00	\$35,500	\$17,750.00	\$29,875.00
		2022Q4	4	4.00	\$37,000	\$9,250.00	\$13,966.50
			21	21.00	\$475,298	\$22,633.22	\$29,171.27
-----							
	RAILROAD PROTECTIVE LIABILITY INSURANCE / DOLL						
	152012P	2022Q1	2	2.00	\$2,001	\$1,000.50	\$1,500.25
		2022Q2	1	1.00	\$3,500	\$3,500.00	\$2,606.00
			3	3.00	\$5,501	\$1,833.67	\$1,868.83
-----							
	POLLUTION LIABILITY INSURANCE / DOLL						
	152015P	2022Q1	6	6.00	\$20,186	\$3,364.33	\$13,860.29
		2022Q2	9	9.00	\$58,102	\$6,455.78	\$5,473.88
		2022Q3	2	2.00	\$25,100	\$12,550.00	\$18,775.00
		2022Q4	4	4.00	\$17,100	\$4,275.00	\$2,842.17
			21	21.00	\$120,488	\$5,737.52	\$8,635.49
-----							
	PROGRESS SCHEDULE / LS						
	153003P	2022Q2	6	6.00	\$72,500	\$12,083.33	\$8,362.78
		2022Q3	1	1.00	\$35,000	\$35,000.00	\$35,000.00
		2022Q4	3	3.00	\$79,000	\$26,333.33	\$12,111.11
			10	10.00	\$186,500	\$18,650.00	\$12,151.00
-----							



WEIGHTED AVERAGE ITEM PRICE REPORT  
BY REGION, ITEM, AND QUARTER

REGION	ITEM	CALENDAR QUARTER	NUMBER OF OCCUR'S	TOTAL QUANTITY	TOTAL DOLLARS	AVERAGE AWARDED PRICE	AVERAGE OF LOW 3 BIDDERS
S	PROGRESS SCHEDULE UPDATE / U						
	153005M	2022Q2	6	69.00	\$89,722	\$1,300.32	\$771.02
		2022Q3	1	5.00	\$40,000	\$8,000.00	\$8,000.00
		2022Q4	3	12.00	\$56,750	\$4,729.17	\$1,909.72
			10	86.00	\$186,472	\$2,168.28	\$1,350.20
	BAR CHART PROGRESS SCHEDULE AND UPDATES / LS						
	153009P	2022Q1	4	4.00	\$3,500	\$875.00	\$6,791.67
		2022Q2	3	3.00	\$78,000	\$26,000.00	\$22,941.17
		2022Q3	1	1.00	\$200	\$200.00	\$25,100.00
			8	8.00	\$81,700	\$10,212.50	\$15,136.27
	TRAINEES / HOUR						
	153011M	2022Q2	9	17,130.00	\$459,297	\$26.81	\$30.84
		2022Q3	1	1,480.00	\$15	\$0.01	\$63.01
		2022Q4	2	2,380.00	\$162,809	\$68.41	\$22.81
			12	20,990.00	\$622,121	\$29.64	\$32.20
	MOBILIZATION / LS						
	154003P	2022Q1	4	4.00	\$5,308,029	\$1,327,007	\$1,998,546
		2022Q2	9	9.00	\$5,057,195	\$561,911	\$619,247
		2022Q3	2	2.00	\$937,000	\$468,500	\$1,054,250
		2022Q4	3	3.00	\$661,100	\$220,367	\$325,522
			18	18.00	\$11,963,324	\$664,629	\$925,137
	FIELD OFFICE TYPE A SET UP / U						
	155003M	2022Q1	1	1.00	\$12,000	\$12,000.00	\$21,666.67
			1	1.00	\$12,000	\$12,000.00	\$21,666.67

WEIGHTED AVERAGE ITEM PRICE REPORT  
BY REGION, ITEM, AND QUARTER

REGION	ITEM	CALENDAR QUARTER	NUMBER OF OCCUR'S	TOTAL QUANTITY	TOTAL DOLLARS	AVERAGE AWARDED PRICE	AVERAGE OF LOW 3 BIDDERS
S	FIELD OFFICE TYPE B SET UP / U						
	155006M	2022Q1	3	3.00	\$105,000	\$35,000.00	\$36,666.67
			3	3.00	\$105,000	\$35,000.00	\$36,666.67
	FIELD OFFICE TYPE D SET UP / U						
	155012M	2022Q2	5	5.00	\$202,000	\$40,400.00	\$38,696.34
		2022Q3	2	2.00	\$125,000	\$62,500.00	\$53,750.00
		2022Q4	1	1.00	\$50,000	\$50,000.00	\$33,988.33
			8	8.00	\$377,000	\$47,125.00	\$41,871.25
	FIELD OFFICE TYPE E SET UP / U						
	155015M	2022Q2	4	4.00	\$140,000	\$35,000.00	\$52,622.22
		2022Q4	2	2.00	\$90,000	\$45,000.00	\$45,000.00
			6	6.00	\$230,000	\$38,333.33	\$50,081.48
	FIELD OFFICE TYPE A MAINTENANCE / MO						
	155021M	2022Q1	1	5.00	\$2,500	\$500.00	\$17,666.67
			1	5.00	\$2,500	\$500.00	\$17,666.67
	FIELD OFFICE TYPE B MAINTENANCE / MO						
	155024M	2022Q1	3	36.00	\$84,000	\$2,333.33	\$2,944.44
			3	36.00	\$84,000	\$2,333.33	\$2,944.44
	FIELD OFFICE TYPE D MAINTENANCE / MO						
	155030M	2022Q2	5	91.00	\$319,800	\$3,514.29	\$3,467.77
		2022Q3	2	29.00	\$158,000	\$5,448.28	\$6,224.14
		2022Q4	1	12.00	\$36,000	\$3,000.00	\$3,766.67
			8	132.00	\$513,800	\$3,892.42	\$4,100.51

WEIGHTED AVERAGE ITEM PRICE REPORT  
BY REGION, ITEM, AND QUARTER

REGION	ITEM	CALENDAR QUARTER	NUMBER OF OCCUR'S	TOTAL QUANTITY	TOTAL DOLLARS	AVERAGE AWARDED PRICE	AVERAGE OF LOW 3 BIDDERS
S	FIELD OFFICE TYPE E MAINTENANCE / MO						
	155033M	2022Q2	4	91.00	\$273,000	\$3,000.00	\$3,628.49
		2022Q4	2	20.00	\$149,000	\$7,450.00	\$7,450.00
			6	111.00	\$422,000	\$3,801.80	\$4,317.05
-----							
	NUCLEAR DENSITY GAUGE / U						
	156015M	2022Q2	1	1.00	\$1,000	\$1,000.00	\$4,166.67
		2022Q4	1	1.00	\$100	\$100.00	\$5,533.33
			2	2.00	\$1,100	\$550.00	\$4,850.00
-----							
	CONCRETE COMPRESSION TESTING EQUIPMENT / U						
	156021M	2022Q2	1	1.00	\$0	\$0.01	\$1,667.00
			1	1.00	\$0	\$0.01	\$1,667.00
-----							
	CONSTRUCTION LAYOUT / DOLL						
	157004M	2022Q1	4	4.00	\$50,413	\$12,603.25	\$36,378.97
		2022Q2	9	9.00	\$279,000	\$31,000.00	\$35,142.22
		2022Q3	2	2.00	\$138,000	\$69,000.00	\$64,500.00
		2022Q4	3	3.00	\$77,000	\$25,666.67	\$20,222.22
			18	18.00	\$544,413	\$30,245.17	\$36,192.36
-----							
	MONUMENT / U						
	157006M	2022Q4	1	4.00	\$4,000	\$1,000.00	\$716.67
			1	4.00	\$4,000	\$1,000.00	\$716.67
-----							
	CAUTION FENCE / LF						
	158003M	2022Q2	1	200.00	\$1,400	\$7.00	\$6.67
			1	200.00	\$1,400	\$7.00	\$6.67
-----							

WEIGHTED AVERAGE ITEM PRICE REPORT  
BY REGION, ITEM, AND QUARTER

REGION	ITEM	CALENDAR QUARTER	NUMBER OF OCCUR'S	TOTAL QUANTITY	TOTAL DOLLARS	AVERAGE AWARDED PRICE	AVERAGE OF LOW 3 BIDDERS
S	SILT FENCE / LF						
	158006M	2022Q1	2	1,000.00	\$10	\$0.01	\$0.01
		2022Q2	2	579.00	\$4,353	\$7.52	\$8.79
		2022Q3	2	1,600.00	\$39,363	\$24.60	\$36.98
		2022Q4	2	4,198.00	\$60,780	\$14.48	\$6.11
			8	7,377.00	\$104,506	\$14.17	\$12.19
	HEAVY DUTY SILT FENCE, ORANGE / LF						
	158009M	2022Q2	6	20,219.00	\$193,417	\$9.57	\$9.43
		2022Q4	1	1,040.00	\$52,478	\$50.46	\$50.46
			7	21,259.00	\$245,895	\$11.57	\$11.44
	HEAVY DUTY SILT FENCE, BLACK / LF						
	158012M	2022Q2	5	7,214.00	\$97,538	\$13.52	\$9.08
			5	7,214.00	\$97,538	\$13.52	\$9.08
	HAYBALE / U						
	158015M	2022Q2	3	175.00	\$27	\$0.15	\$13.68
		2022Q4	2	50.00	\$6,500	\$130.00	\$64.00
			5	225.00	\$6,527	\$29.01	\$24.87
	TEMPORARY STONE CHECK DAM / CY						
	158021M	2022Q2	1	44.00	\$0	\$0.01	\$78.34
			1	44.00	\$0	\$0.01	\$78.34
	INLET FILTER TYPE 2, 2' X 4' / U						
	158030M	2022Q1	3	399.00	\$14,350	\$35.96	\$77.33

(item continued)

WEIGHTED AVERAGE ITEM PRICE REPORT  
BY REGION, ITEM, AND QUARTER

REGION	ITEM	CALENDAR QUARTER	NUMBER OF OCCUR'S	TOTAL QUANTITY	TOTAL DOLLARS	AVERAGE AWARDED PRICE	AVERAGE OF LOW 3 BIDDERS
S	INLET FILTER TYPE 2, 2' X 4' / U						
	158030M	2022Q2	7	295.00	\$42,154	\$142.89	\$180.72
		2022Q3	2	25.00	\$5,775	\$231.00	\$325.50
		2022Q4	1	14.00	\$6,446	\$460.43	\$460.43
			-----	-----	-----	-----	-----
			13	733.00	\$68,725	\$93.76	\$134.72
-----							
	INLET FILTER TYPE 2, 4' X 4' / U						
	158033M	2022Q1	3	61.00	\$2,580	\$42.30	\$81.79
		2022Q2	5	96.00	\$24,401	\$254.18	\$221.18
		2022Q3	1	50.00	\$8,750	\$175.00	\$342.50
		2022Q4	1	10.00	\$1,500	\$150.00	\$148.67
			-----	-----	-----	-----	-----
			10	217.00	\$37,231	\$171.57	\$206.61
-----							
	SEDIMENT CONTROL BAG / SF						
	158054M	2022Q2	2	3,750.00	\$9,750	\$2.60	\$1.33
			-----	-----	-----	-----	-----
			2	3,750.00	\$9,750	\$2.60	\$1.33
-----							
	CONSTRUCTION DRIVEWAY / T						
	158060M	2022Q4	1	134.00	\$134	\$1.00	\$27.33
			-----	-----	-----	-----	-----
			1	134.00	\$134	\$1.00	\$27.33
-----							
	CONCRETE WASHOUT SYSTEM / LS						
	158063P	2022Q1	3	3.00	\$98,500	\$32,833.33	\$11,527.78
		2022Q2	6	6.00	\$42,000	\$7,000.00	\$8,902.00
		2022Q3	1	1.00	\$500	\$500.00	\$2,750.00
		2022Q4	1	1.00	\$5,000	\$5,000.00	\$3,333.33
			-----	-----	-----	-----	-----
			11	11.00	\$146,000	\$13,272.73	\$8,552.61
-----							

WEIGHTED AVERAGE ITEM PRICE REPORT  
BY REGION, ITEM, AND QUARTER

REGION	ITEM	CALENDAR QUARTER	NUMBER OF OCCUR'S	TOTAL QUANTITY	TOTAL DOLLARS	AVERAGE AWARDED PRICE	AVERAGE OF LOW 3 BIDDERS
S	OIL ONLY EMERGENCY SPILL KIT, TYPE 1 / U						
	158072M	2022Q1	7	13.00	\$4,201	\$323.15	\$688.16
		2022Q2	9	22.00	\$15,900	\$722.73	\$733.58
		2022Q3	2	3.00	\$2,500	\$833.33	\$1,666.67
		2022Q4	3	8.00	\$14,400	\$1,800.00	\$976.67
			-----	-----	-----	-----	-----
			21	46.00	\$37,001	\$804.37	\$823.87
-----							
	EROSION CONTROL SEDIMENT REMOVAL / CY						
	158084M	2022Q2	5	197.00	\$6,915	\$35.10	\$82.10
		2022Q4	2	40.00	\$6,020	\$150.50	\$60.84
			-----	-----	-----	-----	-----
			7	237.00	\$12,935	\$54.58	\$78.51
-----							
	BASIN SAND LAYER / CY						
	158095M	2022Q2	1	53.00	\$5,300	\$100.00	\$104.67
			-----	-----	-----	-----	-----
			1	53.00	\$5,300	\$100.00	\$104.67
-----							
	BREAKAWAY BARRICADE / U						
	159003M	2022Q1	5	950.00	\$257	\$0.27	\$0.10
		2022Q2	9	369.00	\$6,044	\$16.38	\$51.19
		2022Q3	2	115.00	\$66	\$0.57	\$50.28
		2022Q4	3	255.00	\$201	\$0.79	\$0.27
			-----	-----	-----	-----	-----
			19	1,689.00	\$6,567	\$3.89	\$14.70
-----							
	DRUM / U						
	159006M	2022Q1	5	400.00	\$103	\$0.26	\$0.09
		2022Q2	9	1,869.00	\$9,663	\$5.17	\$23.87
		2022Q3	2	350.00	\$202	\$0.58	\$50.29
		2022Q4	3	909.00	\$45,102	\$49.62	\$16.55
			-----	-----	-----	-----	-----
			19	3,528.00	\$55,070	\$15.61	\$21.91
-----							

WEIGHTED AVERAGE ITEM PRICE REPORT  
BY REGION, ITEM, AND QUARTER

REGION	ITEM	CALENDAR QUARTER	NUMBER OF OCCUR'S	TOTAL QUANTITY	TOTAL DOLLARS	AVERAGE AWARDED PRICE	AVERAGE OF LOW 3 BIDDERS
S	TRAFFIC CONE / U						
	159009M	2022Q1	5	3,500.00	\$1,025	\$0.29	\$0.10
		2022Q2	8	2,049.00	\$30,709	\$14.99	\$13.58
		2022Q3	2	1,000.00	\$12,505	\$12.51	\$21.25
		2022Q4	3	2,560.00	\$62,501	\$24.41	\$8.14
			18	9,109.00	\$106,740	\$11.72	\$7.72
	CONSTRUCTION SIGNS / SF						
	159012M	2022Q1	5	19,000.00	\$60,140	\$3.17	\$1.06
		2022Q2	9	14,648.00	\$178,428	\$12.18	\$19.27
		2022Q3	2	2,203.00	\$11,422	\$5.18	\$13.32
		2022Q4	3	4,868.00	\$85,051	\$17.47	\$16.49
			19	40,719.00	\$335,041	\$8.23	\$10.12
	CONSTRUCTION IDENTIFICATION SIGN, 4' X 8 / U						
	159015M	2022Q2	6	30.00	\$24,000	\$800.00	\$1,230.83
		2022Q3	2	3.00	\$3,100	\$1,033.33	\$1,766.67
		2022Q4	3	8.00	\$11,424	\$1,428.00	\$1,142.67
			11	41.00	\$38,524	\$939.61	\$1,252.84
	CONSTRUCTION IDENTIFICATION SIGN, 6' X 1 / U						
	159018M	2022Q1	1	2.00	\$1,000	\$500.00	\$2,333.33
		2022Q2	1	2.00	\$2,000	\$1,000.00	\$1,500.00
			2	4.00	\$3,000	\$750.00	\$1,916.67
	CONSTRUCTION BARRIER CURB / LF						
	159021P	2022Q2	4	7,380.00	\$370,140	\$50.15	\$105.51
		2022Q4	1	425.00	\$42,500	\$100.00	\$128.33
			5	7,805.00	\$412,640	\$52.87	\$106.75

WEIGHTED AVERAGE ITEM PRICE REPORT  
BY REGION, ITEM, AND QUARTER

REGION	ITEM	CALENDAR QUARTER	NUMBER OF OCCUR'S	TOTAL QUANTITY	TOTAL DOLLARS	AVERAGE AWARDED PRICE	AVERAGE OF LOW 3 BIDDERS
S	FLASHING ARROW BOARD, 2' X 4' / U						
	159024M	2022Q2	2	6.00	\$7,000	\$1,166.67	\$1,311.11
		2022Q4	1	4.00	\$8,000	\$2,000.00	\$2,000.00
			3	10.00	\$15,000	\$1,500.00	\$1,586.67
	FLASHING ARROW BOARD, 4' X 8' / U						
	159027M	2022Q1	3	24.00	\$408	\$17.00	\$39.00
		2022Q2	6	24.00	\$27,000	\$1,125.00	\$2,278.90
		2022Q3	2	8.00	\$8,040	\$1,005.00	\$2,002.50
		2022Q4	2	4.00	\$5,020	\$1,255.00	\$1,548.34
			13	60.00	\$40,468	\$674.47	\$1,297.39
	PORTABLE VARIABLE MESSAGE SIGN / U						
	159030M	2022Q1	3	24.00	\$808	\$33.67	\$1,844.56
		2022Q2	7	38.00	\$280,800	\$7,389.47	\$9,443.63
		2022Q3	2	8.00	\$80,000	\$10,000.00	\$15,000.00
		2022Q4	3	10.00	\$128,000	\$12,800.00	\$5,933.34
			15	80.00	\$489,608	\$6,120.10	\$7,280.76
	TEMPORARY CRASH CUSHION, INERTIAL BARRIE / U						
	159051M	2022Q2	2	9.00	\$35,400	\$3,933.33	\$6,122.22
			2	9.00	\$35,400	\$3,933.33	\$6,122.22
	TEMPORARY CRASH CUSHION, INERTIAL BARRIE / U						
	159054M	2022Q2	1	3.00	\$12,525	\$4,175.00	\$5,725.00
			1	3.00	\$12,525	\$4,175.00	\$5,725.00
	TEMPORARY CRASH CUSHION, INERTIAL BARRIE / U						
	159057M	2022Q2	1	5.00	\$20,000	\$4,000.00	\$5,883.33
			1	5.00	\$20,000	\$4,000.00	\$5,883.33



WEIGHTED AVERAGE ITEM PRICE REPORT  
BY REGION, ITEM, AND QUARTER

REGION	ITEM	CALENDAR QUARTER	NUMBER OF OCCUR'S	TOTAL QUANTITY	TOTAL DOLLARS	AVERAGE AWARDED PRICE	AVERAGE OF LOW 3 BIDDERS
S	TRAFFIC CONTROL TRUCK WITH MOUNTED CRASH / U						
	159108M	2022Q1	3	24.00	\$4,080	\$170.00	\$56.67
		2022Q2	9	30.00	\$204,000	\$6,800.00	\$7,311.45
		2022Q3	2	6.00	\$16,000	\$2,666.67	\$8,833.33
		2022Q4	3	8.00	\$51,000	\$6,375.00	\$3,791.67
			17	68.00	\$275,080	\$4,045.30	\$4,471.13
	REMOVABLE BLACK LINE MASKING TAPE, 6" / LF						
	159114M	2022Q2	1	17,000.00	\$42,500	\$2.50	\$3.00
			1	17,000.00	\$42,500	\$2.50	\$3.00
	TEMPORARY PAVEMENT MARKING TAPE, 4" / LF						
	159120M	2022Q2	2	46,300.00	\$57,588	\$1.24	\$1.27
			2	46,300.00	\$57,588	\$1.24	\$1.27
	TEMPORARY TRAFFIC STRIPES, 4" / LF						
	159126M	2022Q2	2	535,235.00	\$8,906	\$0.02	\$0.47
		2022Q3	1	247,000.00	\$74,100	\$0.30	\$0.30
		2022Q4	1	17,900.00	\$9,845	\$0.55	\$0.58
			4	800,135.00	\$92,851	\$0.12	\$0.42
	TEMPORARY PAVEMENT MARKINGS / SF						
	159132M	2022Q2	2	12,733.00	\$2,839	\$0.22	\$1.96
			2	12,733.00	\$2,839	\$0.22	\$1.96
	HMA PATCH / T						
	159138M	2022Q1	3	300.00	\$201	\$0.67	\$53.56

(item continued)

WEIGHTED AVERAGE ITEM PRICE REPORT  
BY REGION, ITEM, AND QUARTER

REGION	ITEM	CALENDAR QUARTER	NUMBER OF OCCUR'S	TOTAL QUANTITY	TOTAL DOLLARS	AVERAGE AWARDED PRICE	AVERAGE OF LOW 3 BIDDERS
S	HMA PATCH / T						
	159138M	2022Q2	6	156.00	\$68,190	\$437.12	\$412.06
		2022Q3	2	41.00	\$11,550	\$281.71	\$740.85
		2022Q4	2	11.00	\$14,000	\$1,272.73	\$1,272.73
			13	508.00	\$93,941	\$184.92	\$245.52
-----							
	TRAFFIC DIRECTOR, FLAGGER / HOUR						
	159141M	2022Q1	6	6,150.00	\$127,180	\$20.68	\$7.89
		2022Q2	6	7,084.00	\$887,007	\$125.21	\$106.83
		2022Q3	1	200.00	\$28,400	\$142.00	\$142.00
		2022Q4	3	1,260.00	\$150,003	\$119.05	\$69.69
			16	14,694.00	\$1,192,590	\$81.16	\$62.71
-----							
	EMERGENCY TOWING SERVICE / U						
	159144M	2022Q1	3	3.00	\$2	\$0.67	\$166.89
		2022Q2	3	24.00	\$410	\$17.09	\$139.03
		2022Q3	1	2.00	\$2	\$1.00	\$250.50
		2022Q4	1	1.00	\$200	\$200.00	\$200.00
			8	30.00	\$614	\$20.47	\$151.28
-----							
	TEMP CRASH CUSH, COMP BAR, TYPE 2, NARR / U						
	159200M	2022Q2	1	3.00	\$3,000	\$1,000.00	\$5,233.33
			1	3.00	\$3,000	\$1,000.00	\$5,233.33
-----							
	TEMP CRASH CUSH, COMP, TYPE 3, NARROW / U						
	159212M	2022Q2	2	5.00	\$32,000	\$6,400.00	\$13,874.67
		2022Q4	1	1.00	\$6,000	\$6,000.00	\$6,883.33
			3	6.00	\$38,000	\$6,333.33	\$12,709.44
-----							

WEIGHTED AVERAGE ITEM PRICE REPORT  
BY REGION, ITEM, AND QUARTER

REGION	ITEM	CALENDAR QUARTER	NUMBER OF OCCUR'S	TOTAL QUANTITY	TOTAL DOLLARS	AVERAGE AWARDED PRICE	AVERAGE OF LOW 3 BIDDERS
S	TRAFFIC STRIPES, LATEX, 4" / LF						
	159300M	2022Q1	5	1,244,622.00	\$337,881	\$0.27	\$0.13
		2022Q2	5	1,504,767.00	\$492,182	\$0.33	\$0.42
		2022Q4	2	461,500.00	\$226,135	\$0.49	\$0.49
			12	3,210,889.00	\$1,056,198	\$0.33	\$0.32
	TRAFFIC STRIPES, LATEX, 6" / LF						
	159301M	2022Q1	2	75,000.00	\$750	\$0.01	\$0.01
		2022Q3	1	494,468.00	\$4,945	\$0.01	\$0.19
			3	569,468.00	\$5,695	\$0.01	\$0.16
	TRAFFIC STRIPES, LATEX, 8" / LF						
	159302M	2022Q1	5	56,492.00	\$3,784	\$0.07	\$0.08
		2022Q2	1	850.00	\$510	\$0.60	\$0.67
			6	57,342.00	\$4,294	\$0.07	\$0.09
	TRAFFIC MARKINGS LINES, LATEX, 4" / LF						
	159310M	2022Q1	2	1,000.00	\$10	\$0.01	\$0.01
			2	1,000.00	\$10	\$0.01	\$0.01
	TRAFFIC MARKINGS LINES, LATEX, 8" / LF						
	159312M	2022Q1	5	10,550.00	\$644	\$0.06	\$0.09
		2022Q2	2	25,815.00	\$7,683	\$0.30	\$0.30
		2022Q3	1	12,371.00	\$124	\$0.01	\$0.23
		2022Q4	1	750.00	\$900	\$1.20	\$1.20
			9	49,486.00	\$9,351	\$0.19	\$0.25
	TRAFFIC MARKINGS LINES, LATEX, 12" / LF						
	159313M	2022Q2	1	1,800.00	\$648	\$0.36	\$0.36
			1	1,800.00	\$648	\$0.36	\$0.36

WEIGHTED AVERAGE ITEM PRICE REPORT  
BY REGION, ITEM, AND QUARTER

REGION	ITEM	CALENDAR QUARTER	NUMBER OF OCCUR'S	TOTAL QUANTITY	TOTAL DOLLARS	AVERAGE AWARDED PRICE	AVERAGE OF LOW 3 BIDDERS
S	TRAFFIC MARKINGS LINES, LATEX, 24" / LF						
	159314M	2022Q1	5	18,232.00	\$3,782	\$0.21	\$0.30
		2022Q2	2	18,200.00	\$5,822	\$0.32	\$0.32
		2022Q3	1	4,020.00	\$40	\$0.01	\$0.51
		2022Q4	1	150.00	\$360	\$2.40	\$2.40
			9	40,602.00	\$10,004	\$0.25	\$0.34
	TRAFFIC MARKINGS SYMBOLS, LATEX / SF						
	159320M	2022Q1	5	11,620.00	\$3,287	\$0.28	\$0.45
		2022Q2	1	13,500.00	\$8,100	\$0.60	\$0.60
		2022Q4	1	2,400.00	\$5,760	\$2.40	\$2.40
			7	27,520.00	\$17,147	\$0.62	\$0.70
	FUEL PRICE ADJUSTMENT / DOLL						
	160004M	2022Q1	4	101,900.00	\$101,900	\$1.00	\$1.00
		2022Q2	8	8.00	\$25,200	\$3,150.00	\$3,295.56
		2022Q3	1	1.00	\$10,800	\$10,800.00	\$10,800.00
		2022Q4	3	3.00	\$5,100	\$1,700.00	\$2,700.00
			16	101,912.00	\$143,000	\$1.40	\$1.44
	ASPHALT PRICE ADJUSTMENT / DOLL						
	160007M	2022Q1	3	178,200.00	\$178,200	\$1.00	\$1.00
		2022Q2	7	7.00	\$123,300	\$17,614.29	\$14,614.76
		2022Q3	1	1.00	\$62,000	\$62,000.00	\$62,000.00
		2022Q4	2	2.00	\$7,100	\$3,550.00	\$5,850.00
			13	178,210.00	\$370,600	\$2.08	\$1.99
	FINAL CLEANUP / LS						
	161003P	2022Q1	1	1.00	\$5,000	\$5,000.00	\$745,000

(item continued)

WEIGHTED AVERAGE ITEM PRICE REPORT  
BY REGION, ITEM, AND QUARTER

REGION	ITEM	CALENDAR QUARTER	NUMBER OF OCCUR'S	TOTAL QUANTITY	TOTAL DOLLARS	AVERAGE AWARDED PRICE	AVERAGE OF LOW 3 BIDDERS
S	FINAL CLEANUP / LS						
	161003P	2022Q2	9	9.00	\$166,772	\$18,530.25	\$22,666.97
		2022Q3	2	2.00	\$38,001	\$19,000.50	\$34,500.25
		2022Q4	3	3.00	\$76,001	\$25,333.67	\$16,944.56
			15	15.00	\$285,774	\$19,051.61	\$71,255.80
	VIBRATION MONITORING / LS						
	162006P	2022Q2	2	2.00	\$30,000	\$15,000.00	\$31,525.00
			2	2.00	\$30,000	\$15,000.00	\$31,525.00
	CLEARING SITE / LS						
	201003P	2022Q1	4	4.00	\$48,327	\$12,081.85	\$28,621.73
		2022Q2	9	9.00	\$505,000	\$56,111.11	\$89,022.73
		2022Q3	2	2.00	\$125,000	\$62,500.00	\$73,750.00
		2022Q4	3	3.00	\$130,000	\$43,333.33	\$31,777.78
			18	18.00	\$808,327	\$44,907.08	\$64,362.49
	CLEARING SITE, BRIDGE ( ) / LS						
	201006P	2022Q2	13	13.00	\$465,800	\$35,830.77	\$48,094.87
			13	13.00	\$465,800	\$35,830.77	\$48,094.87
	RESET MONITORING WELL BOX / U						
	201020M	2022Q2	1	7.00	\$4,900	\$700.00	\$543.33
			1	7.00	\$4,900	\$700.00	\$543.33
	ASBESTOS REMOVAL, BRIDGE NO. ____ / LS						
	201037P	2022Q2	3	3.00	\$7,500	\$2,500.00	\$8,333.33
			3	3.00	\$7,500	\$2,500.00	\$8,333.33

WEIGHTED AVERAGE ITEM PRICE REPORT  
BY REGION, ITEM, AND QUARTER

REGION	ITEM	CALENDAR QUARTER	NUMBER OF OCCUR'S	TOTAL QUANTITY	TOTAL DOLLARS	AVERAGE AWARDED PRICE	AVERAGE OF LOW 3 BIDDERS
S	TEMPORARY SHIELDING / LS						
	201039P	2022Q2	7	7.00	\$495,004	\$70,714.86	\$61,081.14
			7	7.00	\$495,004	\$70,714.86	\$61,081.14
	STRIPPING / ACRE						
	202003P	2022Q2	1	2.00	\$20,000	\$10,000.00	\$5,033.33
		2022Q4	1	1.00	\$100	\$100.00	\$2,366.67
			2	3.00	\$20,100	\$6,700.00	\$4,144.44
	EXCAVATION, TEST PIT / CY						
	202006M	2022Q1	1	15.00	\$15	\$1.00	\$84.00
		2022Q2	3	102.00	\$62,000	\$607.84	\$570.00
		2022Q4	1	20.00	\$0	\$0.01	\$258.34
			5	137.00	\$62,015	\$452.67	\$471.29
	EXCAVATION, UNCLASSIFIED / CY						
	202009P	2022Q1	5	2,300.00	\$3,520	\$1.53	\$8.90
		2022Q2	8	11,439.00	\$396,710	\$34.68	\$27.27
		2022Q4	1	861.00	\$43,050	\$50.00	\$41.67
			14	14,600.00	\$443,280	\$30.36	\$25.22
	REMOVAL OF PAVEMENT / SY						
	202021P	2022Q2	3	9,210.00	\$362,880	\$39.40	\$22.21
		2022Q4	1	7,104.00	\$49,728	\$7.00	\$17.67
			4	16,314.00	\$412,608	\$25.29	\$20.23
	ACID PRODUCING SOIL REMEDIATION / SY						
	202036P	2022Q2	1	25.00	\$125	\$5.00	\$10.33
			1	25.00	\$125	\$5.00	\$10.33

WEIGHTED AVERAGE ITEM PRICE REPORT  
 BY REGION, ITEM, AND QUARTER

REGION	ITEM	CALENDAR QUARTER	NUMBER OF OCCUR'S	TOTAL QUANTITY	TOTAL DOLLARS	AVERAGE AWARDED PRICE	AVERAGE OF LOW 3 BIDDERS
S	DISPOSAL OF ACID PRODUCING SOIL / T						
	202039M	2022Q2	1	15.00	\$750	\$50.00	\$56.67
			1	15.00	\$750	\$50.00	\$56.67
	DREDGE, TRANS AND PLACE TO CDF / CY						
	202041M	2022Q1	1	850,000.00	\$4,165,000	\$4.90	\$6.50
			1	850,000.00	\$4,165,000	\$4.90	\$6.50
	SUBSOIL SCARIFICATION / SY						
	202050M	2022Q4	1	1,010.00	\$2,525	\$2.50	\$5.00
			1	1,010.00	\$2,525	\$2.50	\$5.00
	I-8 SOIL AGGREGATE / CY						
	203007P	2022Q2	1	453.00	\$45,300	\$100.00	\$63.33
			1	453.00	\$45,300	\$100.00	\$63.33
	I-9 SOIL AGGREGATE / CY						
	203009P	2022Q2	5	920.00	\$94,930	\$103.18	\$142.87
			5	920.00	\$94,930	\$103.18	\$142.87
	GEOTEXTILE / SY						
	203040M	2022Q1	2	1,000.00	\$10	\$0.01	\$0.01
			2	1,000.00	\$10	\$0.01	\$0.01
	GEOTEXTILE, ROADWAY STABILIZATION / SY						
	203041P	2022Q4	1	7,282.00	\$3,641	\$0.50	\$2.33
			1	7,282.00	\$3,641	\$0.50	\$2.33

WEIGHTED AVERAGE ITEM PRICE REPORT  
BY REGION, ITEM, AND QUARTER

REGION	ITEM	CALENDAR QUARTER	NUMBER OF OCCUR'S	TOTAL QUANTITY	TOTAL DOLLARS	AVERAGE AWARDED PRICE	AVERAGE OF LOW 3 BIDDERS
S	CONTROLLED LOW STRENGTH MATERIAL / CY						
	203050M	2022Q2	1	3.00	\$3,931	\$1,310.40	\$1,026.80
			1	3.00	\$3,931	\$1,310.40	\$1,026.80
	SUBBASE / CY						
	301006P	2022Q2	1	16.00	\$5,600	\$350.00	\$198.00
			1	16.00	\$5,600	\$350.00	\$198.00
	SOIL AGGREGATE BASE COURSE, 8" THICK / SY						
	302018P	2022Q2	1	8,733.00	\$122,262	\$14.00	\$14.33
			1	8,733.00	\$122,262	\$14.00	\$14.33
	DENSE-GRADED AGGREGATE BASE COURSE, 6" T / SY						
	302036P	2022Q2	2	1,520.00	\$23,499	\$15.46	\$26.79
		2022Q4	1	3,949.00	\$47,388	\$12.00	\$15.00
			3	5,469.00	\$70,887	\$12.96	\$18.28
	DENSE-GRADED AGGREGATE BASE COURSE, 8" T / SY						
	302042P	2022Q2	3	8,835.00	\$153,395	\$17.36	\$20.17
		2022Q4	1	3,560.00	\$35,600	\$10.00	\$17.80
			4	12,395.00	\$188,995	\$15.25	\$19.49
	DENSE-GRADED AGGREGATE BASE COURSE, VARI / CY						
	302051P	2022Q1	5	1,010.00	\$3,557	\$3.52	\$29.63
		2022Q2	5	1,084.00	\$17,485	\$16.13	\$96.27
		2022Q4	2	51.00	\$26,000	\$509.80	\$509.80
			12	2,145.00	\$47,042	\$21.93	\$74.73



WEIGHTED AVERAGE ITEM PRICE REPORT  
BY REGION, ITEM, AND QUARTER

REGION	ITEM	CALENDAR QUARTER	NUMBER OF OCCUR'S	TOTAL QUANTITY	TOTAL DOLLARS	AVERAGE AWARDED PRICE	AVERAGE OF LOW 3 BIDDERS
S	COARSE AGGREGATE, SIZE NO. 57 / CY						
	302060P	2022Q1	2	250.00	\$3	\$0.01	\$0.01
		2022Q2	4	147.00	\$15,600	\$106.12	\$138.74
			6	397.00	\$15,603	\$39.30	\$51.38
-----							
	CONCRETE BASE COURSE, 8" THICK / SY						
	304003P	2022Q2	1	228.00	\$67,260	\$295.00	\$334.67
			1	228.00	\$67,260	\$295.00	\$334.67
-----							
	CONCRETE BASE COURSE, 9" THICK / SY						
	304006P	2022Q2	1	723.00	\$72,300	\$100.00	\$119.00
			1	723.00	\$72,300	\$100.00	\$119.00
-----							
	CONCRETE BASE COURSE, 10" THICK / SY						
	304009P	2022Q2	1	150.00	\$24,750	\$165.00	\$250.33
			1	150.00	\$24,750	\$165.00	\$250.33
-----							
	HMA MILLING, 3" OR LESS / SY						
	401009P	2022Q1	5	1,038,516.00	\$2,041,846	\$1.97	\$2.97
		2022Q2	5	40,588.00	\$252,622	\$6.22	\$8.18
		2022Q4	1	368.00	\$3,680	\$10.00	\$13.67
			11	1,079,472.00	\$2,298,149	\$2.13	\$3.17
-----							
	HMA MILLING, MORE THAN 3" TO 6" / SY						
	401012P	2022Q1	2	37,000.00	\$370	\$0.01	\$0.01
		2022Q4	1	971.00	\$9,710	\$10.00	\$12.78
			3	37,971.00	\$10,080	\$0.27	\$0.34
-----							

WEIGHTED AVERAGE ITEM PRICE REPORT  
BY REGION, ITEM, AND QUARTER

REGION	ITEM	CALENDAR QUARTER	NUMBER OF OCCUR'S	TOTAL QUANTITY	TOTAL DOLLARS	AVERAGE AWARDED PRICE	AVERAGE OF LOW 3 BIDDERS
S	CONCRETE MILLING / SY						
	401015P	2022Q1	5	4,300.00	\$1,777	\$0.41	\$7.03
			5	4,300.00	\$1,777	\$0.41	\$7.03
	MICRO-MILLING / SY						
	401017P	2022Q2	2	100,293.00	\$32,600	\$0.33	\$5.41
		2022Q3	1	3,542.00	\$141,680	\$40.00	\$34.00
		2022Q4	2	3,105.00	\$88,872	\$28.62	\$28.62
			5	106,940.00	\$263,152	\$2.46	\$7.03
	HOT MIX ASPHALT PAVEMENT REPAIR / SY						
	401021M	2022Q1	5	3,364.00	\$26,507	\$7.88	\$21.93
		2022Q2	5	5,600.00	\$535,600	\$95.64	\$74.91
		2022Q3	2	336.00	\$70,060	\$208.51	\$354.26
		2022Q4	2	165.00	\$75,000	\$454.55	\$454.55
			14	9,465.00	\$707,167	\$74.71	\$72.61
	SEALING OF CRACKS IN HOT MIX ASPHALT SUR / LF						
	401024M	2022Q1	2	4,500.00	\$9,000	\$2.00	\$1.01
		2022Q2	5	7,500.00	\$42,750	\$5.70	\$5.40
		2022Q3	2	3,000.00	\$6,500	\$2.17	\$6.08
		2022Q4	2	10,000.00	\$40,000	\$4.00	\$4.00
			11	25,000.00	\$98,250	\$3.93	\$4.13
	POLYMERIZED JOINT ADHESIVE / LF						
	401027M	2022Q1	5	1,024,696.00	\$58,350	\$0.06	\$0.17
		2022Q2	5	212,992.00	\$1,142,058	\$5.36	\$6.20
		2022Q4	2	4,670.00	\$7,900	\$1.69	\$5.23
			12	1,242,358.00	\$1,208,308	\$0.97	\$1.23

WEIGHTED AVERAGE ITEM PRICE REPORT  
BY REGION, ITEM, AND QUARTER

REGION	ITEM	CALENDAR QUARTER	NUMBER OF OCCUR'S	TOTAL QUANTITY	TOTAL DOLLARS	AVERAGE AWARDED PRICE	AVERAGE OF LOW 3 BIDDERS
S	TACK COAT / GAL						
	401030M	2022Q1	5	170,230.00	\$1,702	\$0.01	\$0.01
		2022Q2	7	182,999.00	\$586,097	\$3.20	\$5.62
		2022Q3	2	84,975.00	\$117,666	\$1.38	\$2.37
		2022Q4	3	48,317.00	\$126,984	\$2.63	\$4.18
			17	486,521.00	\$832,449	\$1.71	\$2.95
	PRIME COAT / GAL						
	401036M	2022Q2	2	2,220.00	\$1,656	\$0.75	\$0.26
		2022Q4	1	1,880.00	\$19	\$0.01	\$0.01
			3	4,100.00	\$1,675	\$0.41	\$0.14
	HOT MIX ASPHALT 9.5 M 64 SURFACE COURSE / T						
	401042M	2022Q1	4	43,938.00	\$4,518,977	\$102.85	\$102.89
		2022Q2	1	445.00	\$66,750	\$150.00	\$177.33
			5	44,383.00	\$4,585,727	\$103.32	\$103.64
	HOT MIX ASPHALT 9.5 ME SURFACE COURSE / T						
	401049M	2022Q1	3	20,822.00	\$2,129,870	\$102.29	\$95.58
			3	20,822.00	\$2,129,870	\$102.29	\$95.58
	HOT MIX ASPHALT 12.5 M 64 SURFACE COURSE / T						
	401054M	2022Q1	2	8,000.00	\$1,416,000	\$177.00	\$163.50
		2022Q2	4	3,495.00	\$430,230	\$123.10	\$126.06
		2022Q4	1	1,010.00	\$126,250	\$125.00	\$130.00
			7	12,505.00	\$1,972,480	\$157.74	\$150.33
	HMA 12.5 M E SURFACE COURSE / T						
	401061M	2022Q1	2	8,000.00	\$1,376,000	\$172.00	\$163.50

(item continued)

WEIGHTED AVERAGE ITEM PRICE REPORT  
BY REGION, ITEM, AND QUARTER

REGION	ITEM	CALENDAR QUARTER	NUMBER OF OCCUR'S	TOTAL QUANTITY	TOTAL DOLLARS	AVERAGE AWARDED PRICE	AVERAGE OF LOW 3 BIDDERS
S	HMA 12.5 M E SURFACE COURSE / T						
	401061M	2022Q2	2	2,422.00	\$432,689	\$178.65	\$176.82
			4	10,422.00	\$1,808,689	\$173.55	\$166.60
-----							
	HOT MIX ASPHALT 9.5 M 64 INTERMEDIATE CO / T						
	401066M	2022Q2	1	445.00	\$55,625	\$125.00	\$169.33
			1	445.00	\$55,625	\$125.00	\$169.33
-----							
	HOT MIX ASPHALT 12.5 M 64 INTERMEDIATE C / T						
	401072M	2022Q1	2	2,000.00	\$200,000	\$100.00	\$107.50
			2	2,000.00	\$200,000	\$100.00	\$107.50
-----							
	HOT MIX ASPHALT 19 M 64 INTERMEDIATE COU / T						
	401084M	2022Q2	1	2,976.00	\$312,480	\$105.00	\$125.00
		2022Q4	1	2,062.00	\$206,200	\$100.00	\$113.00
			2	5,038.00	\$518,680	\$102.95	\$120.09
-----							
	HOT MIX ASPHALT 19 M 64 BASE COURSE / T						
	401096M	2022Q2	1	120.00	\$30,000	\$250.00	\$196.67
			1	120.00	\$30,000	\$250.00	\$196.67
-----							
	HOT MIX ASPHALT 25 M 64 BASE COURSE / T						
	401099M	2022Q1	2	1,000.00	\$75,000	\$75.00	\$90.00
		2022Q2	2	2,799.00	\$300,735	\$107.44	\$126.41
		2022Q4	1	1,868.00	\$186,800	\$100.00	\$115.00
			5	5,667.00	\$562,535	\$99.27	\$116.22
-----							

WEIGHTED AVERAGE ITEM PRICE REPORT  
BY REGION, ITEM, AND QUARTER

REGION	ITEM	CALENDAR QUARTER	NUMBER OF OCCUR'S	TOTAL QUANTITY	TOTAL DOLLARS	AVERAGE AWARDED PRICE	AVERAGE OF LOW 3 BIDDERS
S	CORE SAMPLES, HOT MIX ASPHALT / U						
	401108M	2022Q1	5	835.00	\$8,456	\$10.13	\$60.65
		2022Q2	3	40.00	\$6,750	\$168.75	\$233.92
		2022Q4	1	25.00	\$3,750	\$150.00	\$156.00
			9	900.00	\$18,956	\$21.06	\$71.00
	HMA LONGITUDINAL JOINT REPAIR / SY						
	401113M	2022Q4	1	1,000.00	\$100,000	\$100.00	\$100.00
			1	1,000.00	\$100,000	\$100.00	\$100.00
	ULTRA-THIN FRICTION COURSE / T						
	403003M	2022Q3	1	12,900.00	\$3,096,000	\$240.00	\$230.00
			1	12,900.00	\$3,096,000	\$240.00	\$230.00
	POLYMER MODIFIED TACK COAT / GAL						
	403005M	2022Q2	1	68,150.00	\$682	\$0.01	\$3.48
		2022Q3	1	76,000.00	\$311,600	\$4.10	\$5.30
			2	144,150.00	\$312,282	\$2.17	\$4.43
	STONE MATRIX ASPHALT 12.5 MM SURFACE COU / T						
	404006M	2022Q1	3	38,328.00	\$4,414,202	\$115.17	\$117.77
			3	38,328.00	\$4,414,202	\$115.17	\$117.77
	ULTRA-HPTO / T						
	406010M	2022Q2	1	25,713.00	\$5,451,156	\$212.00	\$266.00
			1	25,713.00	\$5,451,156	\$212.00	\$266.00

WEIGHTED AVERAGE ITEM PRICE REPORT  
BY REGION, ITEM, AND QUARTER

REGION	ITEM	CALENDAR QUARTER	NUMBER OF OCCUR'S	TOTAL QUANTITY	TOTAL DOLLARS	AVERAGE AWARDED PRICE	AVERAGE OF LOW 3 BIDDERS
S	MICROPAVING JOINTS / LF						
	421007M	2022Q2	4	210,074.00	\$822,479	\$3.92	\$4.08
		2022Q3	2	139,216.00	\$1,215,160	\$8.73	\$6.85
		2022Q4	2	34,037.00	\$167,603	\$4.92	\$4.92
			8	383,327.00	\$2,205,242	\$5.75	\$5.16
	SLURRY SEAL AGGREGATE, TYPE II / T						
	421010M	2022Q2	3	7,866.00	\$965,469	\$122.74	\$122.74
		2022Q3	2	4,393.00	\$507,787	\$115.59	\$117.66
		2022Q4	1	2,574.00	\$324,324	\$126.00	\$126.00
			6	14,833.00	\$1,797,580	\$121.19	\$121.80
	SLURRY SEAL EMULSION / GAL						
	421011M	2022Q2	3	233,264.00	\$2,555,317	\$10.95	\$10.95
		2022Q3	2	126,169.00	\$1,222,298	\$9.69	\$10.59
		2022Q4	1	57,813.00	\$678,146	\$11.73	\$11.73
			6	417,246.00	\$4,455,761	\$10.68	\$10.95
	FOG SEAL STRIP / LF						
	422004M	2022Q1	4	72,382.00	\$29,549	\$0.41	\$0.70
		2022Q2	1	32,358.00	\$30,740	\$0.95	\$0.95
		2022Q4	2	11,256.00	\$11,895	\$1.06	\$4.19
			7	115,996.00	\$72,184	\$0.62	\$1.11
	CHIP SEAL PG88-22FR / SY						
	424110M	2022Q4	1	117,087.00	\$816,096	\$6.97	\$6.97
			1	117,087.00	\$816,096	\$6.97	\$6.97

WEIGHTED AVERAGE ITEM PRICE REPORT  
BY REGION, ITEM, AND QUARTER

REGION	ITEM	CALENDAR QUARTER	NUMBER OF OCCUR'S	TOTAL QUANTITY	TOTAL DOLLARS	AVERAGE AWARDED PRICE	AVERAGE OF LOW 3 BIDDERS
S	PARTIAL DEPTH CONCRETE REPAIR, HOT APPL / SY						
	452004M	2022Q2	1	914.00	\$1,096,800	\$1,200.00	\$1,850.00
			1	914.00	\$1,096,800	\$1,200.00	\$1,850.00
	FULL DEPTH CONCRETE PAVEMENT REPAIR, HMA / SY						
	453006M	2022Q1	5	1,194.00	\$21,877	\$18.32	\$78.57
		2022Q2	4	950.00	\$126,650	\$133.32	\$86.11
		2022Q4	1	30.00	\$15,000	\$500.00	\$500.00
			10	2,174.00	\$163,527	\$75.22	\$87.68
	FULL DEPTH CONCRETE PAVEMENT REPAIR, PRE / SY						
	453013M	2022Q2	1	2,193.00	\$3,289,500	\$1,500.00	\$1,275.00
			1	2,193.00	\$3,289,500	\$1,500.00	\$1,275.00
	CLEANING AND SEALING JOINTS AND CRACKS I / LF						
	456006M	2022Q2	1	495.00	\$7,425	\$15.00	\$14.25
			1	495.00	\$7,425	\$15.00	\$14.25
	TEMPORARY SHEETING / SF						
	501003P	2022Q2	5	6,801.00	\$3,078	\$0.45	\$15.71
			5	6,801.00	\$3,078	\$0.45	\$15.71
	PERMANENT SHEETING / SF						
	501006P	2022Q2	1	2,933.00	\$23,464	\$8.00	\$47.00
			1	2,933.00	\$23,464	\$8.00	\$47.00

WEIGHTED AVERAGE ITEM PRICE REPORT  
BY REGION, ITEM, AND QUARTER

REGION	ITEM	CALENDAR QUARTER	NUMBER OF OCCUR'S	TOTAL QUANTITY	TOTAL DOLLARS	AVERAGE AWARDED PRICE	AVERAGE OF LOW 3 BIDDERS
S	REINFORCEMENT STEEL, EPOXY-COATED / LB						
	504006P	2022Q2	1	201,075.00	\$452,419	\$2.25	\$2.28
			1	201,075.00	\$452,419	\$2.25	\$2.28
	CONCRETE FOOTING / CY						
	504015P	2022Q2	2	47.00	\$88,400	\$1,880.85	\$1,976.24
			2	47.00	\$88,400	\$1,880.85	\$1,976.24
	CONCRETE WING WALL / CY						
	504018P	2022Q2	1	10.00	\$95,000	\$9,500.00	\$8,500.00
			1	10.00	\$95,000	\$9,500.00	\$8,500.00
	CONCRETE ABUTMENT WALL / CY						
	504024P	2022Q2	1	71.00	\$269,800	\$3,800.00	\$3,233.33
			1	71.00	\$269,800	\$3,800.00	\$3,233.33
	CONCRETE PIER COLUMN AND CAP / CY						
	504027P	2022Q2	1	21.00	\$65,100	\$3,100.00	\$4,343.33
			1	21.00	\$65,100	\$3,100.00	\$4,343.33
	EPOXY WATERPROOFING / SY						
	504036P	2022Q2	1	86.00	\$11,610	\$135.00	\$98.75
			1	86.00	\$11,610	\$135.00	\$98.75
	CONCRETE PYLON / LF						
	504053P	2022Q2	1	4.00	\$15,200	\$3,800.00	\$2,950.00
			1	4.00	\$15,200	\$3,800.00	\$2,950.00



WEIGHTED AVERAGE ITEM PRICE REPORT  
BY REGION, ITEM, AND QUARTER

REGION	ITEM	CALENDAR QUARTER	NUMBER OF OCCUR'S	TOTAL QUANTITY	TOTAL DOLLARS	AVERAGE AWARDED PRICE	AVERAGE OF LOW 3 BIDDERS
S	STRUCTURAL STEEL / LS						
	506003P	2022Q2	1	1.00	\$3,077,000	\$3,077,000	\$2,627,533
			1	1.00	\$3,077,000	\$3,077,000	\$2,627,533
	REINFORCED ELASTOMERIC BEARING ASSEMBLY / U						
	506006P	2022Q2	1	27.00	\$135,000	\$5,000.00	\$4,693.33
			1	27.00	\$135,000	\$5,000.00	\$4,693.33
	SHEAR CONNECTOR / U						
	506012P	2022Q2	1	6,642.00	\$33,210	\$5.00	\$4.53
			1	6,642.00	\$33,210	\$5.00	\$4.53
	STRIP SEAL EXPANSION JOINT ASSEMBLY / LF						
	507015P	2022Q2	1	124.00	\$89,900	\$725.00	\$757.33
			1	124.00	\$89,900	\$725.00	\$757.33
	CONCRETE BRIDGE DECK, HPC / CY						
	507024P	2022Q2	1	421.00	\$463,100	\$1,100.00	\$1,270.00
			1	421.00	\$463,100	\$1,100.00	\$1,270.00
	DATE PANEL / U						
	507027M	2022Q2	3	4.00	\$4,600	\$1,150.00	\$1,092.83
			3	4.00	\$4,600	\$1,150.00	\$1,092.83
	CONCRETE BRIDGE SIDEWALK / CY						
	507030P	2022Q2	3	12.00	\$45,600	\$3,800.00	\$4,241.67
			3	12.00	\$45,600	\$3,800.00	\$4,241.67

WEIGHTED AVERAGE ITEM PRICE REPORT  
BY REGION, ITEM, AND QUARTER

REGION	ITEM	CALENDAR QUARTER	NUMBER OF OCCUR'S	TOTAL QUANTITY	TOTAL DOLLARS	AVERAGE AWARDED PRICE	AVERAGE OF LOW 3 BIDDERS
S	CONCRETE BRIDGE SIDEWALK, HPC / CY						
	507033P	2022Q2	1	84.00	\$50,400	\$600.00	\$983.33
			1	84.00	\$50,400	\$600.00	\$983.33
	CONCRETE BRIDGE PARAPET / LF						
	507036P	2022Q2	1	13.00	\$15,600	\$1,200.00	\$1,766.67
			1	13.00	\$15,600	\$1,200.00	\$1,766.67
	BARRIER PARAPET MODIFICATIONS / LF						
	507037P	2022Q2	5	182.00	\$193,750	\$1,064.56	\$1,466.39
			5	182.00	\$193,750	\$1,064.56	\$1,466.39
	CONCRETE BRIDGE PARAPET, HPC / LF						
	507039P	2022Q2	1	480.00	\$134,400	\$280.00	\$250.33
			1	480.00	\$134,400	\$280.00	\$250.33
	CONCRETE SLEEPER SLAB / CY						
	507050M	2022Q2	1	72.00	\$100,800	\$1,400.00	\$1,266.67
			1	72.00	\$100,800	\$1,400.00	\$1,266.67
	CONCRETE BRIDGE RELIEF SLAB / SY						
	507054P	2022Q2	1	156.00	\$93,600	\$600.00	\$531.00
			1	156.00	\$93,600	\$600.00	\$531.00
	CHAIN-LINK FENCE, TYPE IV / LF						
	509083P	2022Q2	1	460.00	\$85,100	\$185.00	\$278.33
			1	460.00	\$85,100	\$185.00	\$278.33

WEIGHTED AVERAGE ITEM PRICE REPORT  
BY REGION, ITEM, AND QUARTER

REGION	ITEM	CALENDAR QUARTER	NUMBER OF OCCUR'S	TOTAL QUANTITY	TOTAL DOLLARS	AVERAGE AWARDED PRICE	AVERAGE OF LOW 3 BIDDERS
S	BRIDGE COMB RAILING (1 RAIL, STEEL) / LF						
	509150P	2022Q2	1	460.00	\$75,900	\$165.00	\$188.33
			1	460.00	\$75,900	\$165.00	\$188.33
	LANDSCAPE RETAINING WALL / SF						
	513015P	2022Q2	3	1,396.00	\$244,300	\$175.00	\$138.29
			3	1,396.00	\$244,300	\$175.00	\$138.29
	HEADER RECONSTRUCTION / LF						
	551021M	2022Q2	2	10.00	\$27,800	\$2,780.00	\$3,480.00
			2	10.00	\$27,800	\$2,780.00	\$3,480.00
	PRESSURE INJECTION, CONCRETE CRACKS / LF						
	552003M	2022Q2	1	10.00	\$3,500	\$350.00	\$417.00
			1	10.00	\$3,500	\$350.00	\$417.00
	SUBSTRUCTURE CONCRETE REPAIR / SF						
	555003M	2022Q2	1	225.00	\$112,500	\$500.00	\$546.00
			1	225.00	\$112,500	\$500.00	\$546.00
	15" REINFORCED CONCRETE PIPE / LF						
	601122P	2022Q2	1	2,443.00	\$207,655	\$85.00	\$101.67
			1	2,443.00	\$207,655	\$85.00	\$101.67
	18" REINFORCED CONCRETE PIPE / LF						
	601124P	2022Q2	1	1,463.00	\$125,818	\$86.00	\$108.67
			1	1,463.00	\$125,818	\$86.00	\$108.67

WEIGHTED AVERAGE ITEM PRICE REPORT  
BY REGION, ITEM, AND QUARTER

REGION	ITEM	CALENDAR QUARTER	NUMBER OF OCCUR'S	TOTAL QUANTITY	TOTAL DOLLARS	AVERAGE AWARDED PRICE	AVERAGE OF LOW 3 BIDDERS
S	24" REINFORCED CONCRETE PIPE / LF						
	601128P	2022Q2	1	831.00	\$91,410	\$110.00	\$123.33
			1	831.00	\$91,410	\$110.00	\$123.33
	30" REINFORCED CONCRETE PIPE / LF						
	601132P	2022Q2	1	172.00	\$25,800	\$150.00	\$153.33
			1	172.00	\$25,800	\$150.00	\$153.33
	18" REINFORCED CONCRETE PIPE, CLASS IV / LF						
	601160P	2022Q2	1	96.00	\$9,120	\$95.00	\$123.00
			1	96.00	\$9,120	\$95.00	\$123.00
	24" REINFORCED CONCRETE PIPE, CLASS IV / LF						
	601164P	2022Q2	1	74.00	\$10,028	\$135.51	\$140.17
			1	74.00	\$10,028	\$135.51	\$140.17
	18" REINFORCED CONCRETE END SECTION / U						
	601372M	2022Q2	1	1.00	\$1,800	\$1,800.00	\$2,276.00
			1	1.00	\$1,800	\$1,800.00	\$2,276.00
	24" REINFORCED CONCRETE END SECTION / U						
	601376M	2022Q2	1	2.00	\$4,000	\$2,000.00	\$3,003.33
			1	2.00	\$4,000	\$2,000.00	\$3,003.33
	8" PERFORATED HD POLYETHYLENE PIPE / LF						
	601419P	2022Q2	1	200.00	\$15,000	\$75.00	\$58.58
			1	200.00	\$15,000	\$75.00	\$58.58

WEIGHTED AVERAGE ITEM PRICE REPORT  
 BY REGION, ITEM, AND QUARTER

REGION	ITEM	CALENDAR QUARTER	NUMBER OF OCCUR'S	TOTAL QUANTITY	TOTAL DOLLARS	AVERAGE AWARDED PRICE	AVERAGE OF LOW 3 BIDDERS
S	CLEANING EXISTING PIPE, 12" TO 24" DIAME / LF						
	601670M	2022Q1	3	1,500.00	\$13,875	\$9.25	\$8.08
		2022Q2	1	400.00	\$5,000	\$12.50	\$11.50
			4	1,900.00	\$18,875	\$9.93	\$8.80
	CONCRETE HEADWALL / CY						
	602006P	2022Q2	1	4.00	\$6,000	\$1,500.00	\$1,318.33
			1	4.00	\$6,000	\$1,500.00	\$1,318.33
	INLET, TYPE B / U						
	602012M	2022Q2	1	40.00	\$200,000	\$5,000.00	\$6,066.67
			1	40.00	\$200,000	\$5,000.00	\$6,066.67
	INLET, TYPE DOUBLE B / U						
	602013M	2022Q2	1	13.00	\$102,700	\$7,900.00	\$9,353.33
			1	13.00	\$102,700	\$7,900.00	\$9,353.33
	INLET, TYPE E / U						
	602018M	2022Q2	1	22.00	\$110,000	\$5,000.00	\$6,066.67
			1	22.00	\$110,000	\$5,000.00	\$6,066.67
	INLET, TYPE DOUBLE E / U						
	602019M	2022Q2	1	7.00	\$49,000	\$7,000.00	\$8,816.67
			1	7.00	\$49,000	\$7,000.00	\$8,816.67
	INLET, TYPE B-2 / U						
	602027M	2022Q2	1	1.00	\$5,500	\$5,500.00	\$9,139.33
			1	1.00	\$5,500	\$5,500.00	\$9,139.33

WEIGHTED AVERAGE ITEM PRICE REPORT  
BY REGION, ITEM, AND QUARTER

REGION	ITEM	CALENDAR QUARTER	NUMBER OF OCCUR'S	TOTAL QUANTITY	TOTAL DOLLARS	AVERAGE AWARDED PRICE	AVERAGE OF LOW 3 BIDDERS
S	STORM DRAIN MARKER / U						
	602031M	2022Q1	3	24.00	\$740	\$30.81	\$68.60
			3	24.00	\$740	\$30.81	\$68.60
	INLET, TYPE B MODIFIED / U						
	602045M	2022Q2	1	1.00	\$8,000	\$8,000.00	\$8,716.67
			1	1.00	\$8,000	\$8,000.00	\$8,716.67
	MANHOLE, 4' DIAMETER / U						
	602054M	2022Q2	1	5.00	\$27,500	\$5,500.00	\$6,656.67
			1	5.00	\$27,500	\$5,500.00	\$6,656.67
	INLET, TYPE B, USING EXISTING CASTING / U						
	602066M	2022Q2	1	1.00	\$2,000	\$2,000.00	\$2,600.00
			1	1.00	\$2,000	\$2,000.00	\$2,600.00
	RESET EXISTING CASTING / U						
	602099M	2022Q1	5	65.00	\$3,626	\$55.78	\$198.36
		2022Q3	1	5.00	\$500	\$100.00	\$1,300.00
		2022Q4	1	5.00	\$15,000	\$3,000.00	\$3,000.00
			7	75.00	\$19,126	\$255.01	\$458.58
	SET INLET TYPE A, CASTING / U						
	602102M	2022Q1	5	51.00	\$6,150	\$120.60	\$327.58
			5	51.00	\$6,150	\$120.60	\$327.58

WEIGHTED AVERAGE ITEM PRICE REPORT  
 BY REGION, ITEM, AND QUARTER

REGION	ITEM	CALENDAR QUARTER	NUMBER OF OCCUR'S	TOTAL QUANTITY	TOTAL DOLLARS	AVERAGE AWARDED PRICE	AVERAGE OF LOW 3 BIDDERS
S	SET INLET TYPE B, CASTING / U						
	602105M	2022Q1	5	182.00	\$182,000	\$1,000.00	\$1,023.62
		2022Q2	1	1.00	\$1,250	\$1,250.00	\$1,794.00
			6	183.00	\$183,250	\$1,001.37	\$1,027.83
-----							
	SET INLET TYPE E, CASTING / U						
	602108M	2022Q1	5	60.00	\$15,550	\$259.17	\$653.77
			5	60.00	\$15,550	\$259.17	\$653.77
-----							
	SET INLET TYPE ES, CASTING / U						
	602111M	2022Q1	5	19.00	\$17,375	\$914.48	\$979.83
			5	19.00	\$17,375	\$914.48	\$979.83
-----							
	SET MANHOLE CASTING / U						
	602114M	2022Q1	5	43.00	\$16,400	\$381.40	\$517.62
			5	43.00	\$16,400	\$381.40	\$517.62
-----							
	SET SQUARE FRAMED MANHOLE CASTING, CIRCU / U						
	602117M	2022Q1	3	7.00	\$7,800	\$1,114.29	\$1,013.10
		2022Q2	1	1.00	\$1,800	\$1,800.00	\$2,703.33
			4	8.00	\$9,600	\$1,200.00	\$1,224.38
-----							
	RECONSTRUCTED INLET, TYPE A, USING EXIST / U						
	602120M	2022Q1	2	10.00	\$0	\$0.01	\$0.01
			2	10.00	\$0	\$0.01	\$0.01
-----							

WEIGHTED AVERAGE ITEM PRICE REPORT  
 BY REGION, ITEM, AND QUARTER

REGION	ITEM	CALENDAR QUARTER	NUMBER OF OCCUR'S	TOTAL QUANTITY	TOTAL DOLLARS	AVERAGE AWARDED PRICE	AVERAGE OF LOW 3 BIDDERS
S	RECONSTRUCTED INLET, TYPE B, USING EXIST / U						
	602123M	2022Q1	2	10.00	\$0	\$0.01	\$0.01
		2022Q2	1	1.00	\$1,000	\$1,000.00	\$1,551.67
			3	11.00	\$1,000	\$90.92	\$141.07
	RECONSTRUCTED INLET, TYPE E, USING EXIST / U						
	602129M	2022Q1	2	10.00	\$0	\$0.01	\$0.01
			2	10.00	\$0	\$0.01	\$0.01
	RECONSTRUCTED INLET, TYPE A, USING NEW C / U						
	602150M	2022Q1	5	29.00	\$14,400	\$496.56	\$617.66
			5	29.00	\$14,400	\$496.56	\$617.66
	RECONSTRUCTED INLET, TYPE B, USING NEW C / U						
	602153M	2022Q1	5	94.00	\$104,930	\$1,116.28	\$1,021.94
			5	94.00	\$104,930	\$1,116.28	\$1,021.94
	RECONSTRUCTED INLET, TYPE E, USING NEW C / U						
	602159M	2022Q1	5	27.00	\$11,500	\$425.93	\$720.55
		2022Q2	1	1.00	\$1,700	\$1,700.00	\$2,335.00
			6	28.00	\$13,200	\$471.44	\$778.21
	RECONSTRUCTED INLET, TYPE ES, USING NEW / U						
	602160M	2022Q1	1	12.00	\$48,000	\$4,000.00	\$4,000.00
			1	12.00	\$48,000	\$4,000.00	\$4,000.00



WEIGHTED AVERAGE ITEM PRICE REPORT  
BY REGION, ITEM, AND QUARTER

REGION	ITEM	CALENDAR QUARTER	NUMBER OF OCCUR'S	TOTAL QUANTITY	TOTAL DOLLARS	AVERAGE AWARDED PRICE	AVERAGE OF LOW 3 BIDDERS
S	RECONSTRUCTED MANHOLE, USING EXISTING CA / U						
	602180M	2022Q1	2	10.00	\$0	\$0.01	\$0.01
			2	10.00	\$0	\$0.01	\$0.01
	RECONSTRUCTED MANHOLE, USING NEW CASTING / U						
	602183M	2022Q1	5	16.00	\$6,800	\$425.01	\$584.45
			5	16.00	\$6,800	\$425.01	\$584.45
	BICYCLE SAFE GRATE / U						
	602210M	2022Q1	5	231.00	\$11,700	\$50.65	\$161.86
		2022Q2	2	2.00	\$2,000	\$1,000.00	\$737.50
			7	233.00	\$13,700	\$58.80	\$166.80
	CURB PIECE / U						
	602213M	2022Q1	5	282.00	\$11,100	\$39.36	\$149.18
		2022Q2	4	67.00	\$29,375	\$438.43	\$852.54
		2022Q3	1	3.00	\$900	\$300.00	\$750.00
			10	352.00	\$41,375	\$117.54	\$288.18
	CLEANING DRAINAGE STRUCTURE / U						
	602216M	2022Q1	5	115.00	\$4,500	\$39.13	\$202.80
		2022Q4	1	9.00	\$2,250	\$250.00	\$433.33
			6	124.00	\$6,750	\$54.44	\$219.53
	OUTLET CONTROL STRUCTURE / U						
	602223M	2022Q2	1	3.00	\$37,500	\$12,500.00	\$13,355.00
			1	3.00	\$37,500	\$12,500.00	\$13,355.00

WEIGHTED AVERAGE ITEM PRICE REPORT  
BY REGION, ITEM, AND QUARTER

REGION	ITEM	CALENDAR QUARTER	NUMBER OF OCCUR'S	TOTAL QUANTITY	TOTAL DOLLARS	AVERAGE AWARDED PRICE	AVERAGE OF LOW 3 BIDDERS
S	RIPRAP STONE CHANNEL PROTECTION, 12" THI / SY						
	603036P	2022Q2	1	119.00	\$6,545	\$55.00	\$82.00
			1	119.00	\$6,545	\$55.00	\$82.00
-----							
	CHAIN-LINK FENCE, ALUMINUM-COATED STEEL, / LF						
	605009P	2022Q1	1	3,000.00	\$195,000	\$65.00	\$78.53
			1	3,000.00	\$195,000	\$65.00	\$78.53
-----							
	CHAIN-LINK FENCE, PVC-COATED STEEL, 6' H / LF						
	605027P	2022Q1	1	1,400.00	\$88,200	\$63.00	\$79.48
			1	1,400.00	\$88,200	\$63.00	\$79.48
-----							
	CHAIN-LINK FENCE, 10' HIGH / LF						
	605054P	2022Q2	1	157.00	\$9,420	\$60.00	\$125.00
			1	157.00	\$9,420	\$60.00	\$125.00
-----							
	GATE, CHAIN-LINK FENCE, ALUMINUM COATED / U						
	605060M	2022Q1	1	3.00	\$0	\$0.01	\$172.51
			1	3.00	\$0	\$0.01	\$172.51
-----							
	GATE, CHAIN-LINK FENCE, ALUMINUM COATED / U						
	605066M	2022Q1	1	3.00	\$0	\$0.01	\$362.51
			1	3.00	\$0	\$0.01	\$362.50
-----							
	GATE, CHAIN-LINK FENCE, ALUMINUM COATED / U						
	605069M	2022Q1	1	3.00	\$0	\$0.01	\$445.01
			1	3.00	\$0	\$0.01	\$445.01
-----							

WEIGHTED AVERAGE ITEM PRICE REPORT  
 BY REGION, ITEM, AND QUARTER

REGION	ITEM	CALENDAR QUARTER	NUMBER OF OCCUR'S	TOTAL QUANTITY	TOTAL DOLLARS	AVERAGE AWARDED PRICE	AVERAGE OF LOW 3 BIDDERS
S	GATE, CHAIN-LINK FENCE, ALUMINUM COATED / U						
	605072M	2022Q1	1	3.00	\$0	\$0.01	\$460.01
		2022Q2	1	1.00	\$3,000	\$3,000.00	\$4,600.00
			2	4.00	\$3,000	\$750.01	\$1,495.00
	GATE, CHAIN-LINK FENCE, ALUMINUM COATED / U						
	605081M	2022Q1	1	3.00	\$0	\$0.01	\$612.51
			1	3.00	\$0	\$0.01	\$612.51
	GATE, CHAIN-LINK FENCE, PVC-COATED STEEL / U						
	605099M	2022Q1	1	3.00	\$0	\$0.01	\$257.51
			1	3.00	\$0	\$0.01	\$257.51
	GATE, CHAIN-LINK FENCE, PVC-COATED STEEL / U						
	605105M	2022Q1	1	3.00	\$0	\$0.01	\$412.51
			1	3.00	\$0	\$0.01	\$412.51
	GATE, CHAIN-LINK FENCE, PVC-COATED STEEL / U						
	605108M	2022Q1	1	3.00	\$0	\$0.01	\$672.51
			1	3.00	\$0	\$0.01	\$672.51
	GATE, CHAIN-LINK FENCE, PVC-COATED STEEL / U						
	605111M	2022Q1	1	3.00	\$0	\$0.01	\$695.01
			1	3.00	\$0	\$0.01	\$695.01
	GATE, CHAIN-LINK FENCE, PVC-COATED STEEL / U						
	605120M	2022Q1	1	3.00	\$0	\$0.01	\$917.51
			1	3.00	\$0	\$0.01	\$917.51

WEIGHTED AVERAGE ITEM PRICE REPORT  
BY REGION, ITEM, AND QUARTER

REGION	ITEM	CALENDAR QUARTER	NUMBER OF OCCUR'S	TOTAL QUANTITY	TOTAL DOLLARS	AVERAGE AWARDED PRICE	AVERAGE OF LOW 3 BIDDERS
S	SLIDING GATE, SECURITY FENCE, 12' WIDE / U						
	605152M	2022Q1	1	2.00	\$0	\$0.01	\$2,220.01
			1	2.00	\$0	\$0.01	\$2,220.01
	REPAIRING CHAIN-LINK FENCE / LF						
	605174M	2022Q1	1	2,000.00	\$110,000	\$55.00	\$63.26
			1	2,000.00	\$110,000	\$55.00	\$63.26
	BARRIER CURB MOUNTED FENCE / LF						
	605175M	2022Q1	1	785.00	\$113,825	\$145.00	\$143.63
			1	785.00	\$113,825	\$145.00	\$143.63
	RESET FENCE / LF						
	605212P	2022Q1	2	1,250.00	\$91,250	\$73.00	\$79.33
			2	1,250.00	\$91,250	\$73.00	\$79.33
	CONCRETE SIDEWALK, 4" THICK / SY						
	606012P	2022Q1	2	1,000.00	\$10,000	\$10.00	\$42.50
		2022Q2	5	1,369.00	\$238,050	\$173.89	\$173.97
		2022Q4	1	233.00	\$27,960	\$120.00	\$139.00
			8	2,602.00	\$276,010	\$106.08	\$120.31
	CONCRETE SIDEWALK, 6" THICK / SY						
	606018P	2022Q1	5	1,974.00	\$270,450	\$137.01	\$123.05
			5	1,974.00	\$270,450	\$137.01	\$123.05

WEIGHTED AVERAGE ITEM PRICE REPORT  
BY REGION, ITEM, AND QUARTER

REGION	ITEM	CALENDAR QUARTER	NUMBER OF OCCUR'S	TOTAL QUANTITY	TOTAL DOLLARS	AVERAGE AWARDED PRICE	AVERAGE OF LOW 3 BIDDERS
S	CONCRETE SIDEWALK, 8" THICK / SY						
	606021P	2022Q2	2	690.00	\$134,875	\$195.47	\$266.61
			2	690.00	\$134,875	\$195.47	\$266.61
-----							
	HOT MIX ASPHALT DRIVEWAY, 4" THICK / SY						
	606036P	2022Q2	1	200.00	\$29,000	\$145.00	\$145.00
			1	200.00	\$29,000	\$145.00	\$145.00
-----							
	HOT MIX ASPHALT DRIVEWAY, 6" THICK / SY						
	606039P	2022Q1	5	3,862.00	\$280,570	\$72.65	\$87.96
		2022Q2	1	4,395.00	\$263,700	\$60.00	\$66.67
		2022Q4	1	142.00	\$14,200	\$100.00	\$111.67
			7	8,399.00	\$558,470	\$66.49	\$77.22
-----							
	HOT MIX ASPHALT DRIVEWAY, VARIABLE THICK / SY						
	606042P	2022Q1	5	9,470.00	\$456,280	\$48.18	\$60.01
			5	9,470.00	\$456,280	\$48.18	\$60.01
-----							
	STONE OR GRAVEL DRIVEWAY, 4" THICK / SY						
	606043P	2022Q4	1	103.00	\$5,150	\$50.00	\$80.00
			1	103.00	\$5,150	\$50.00	\$80.00
-----							
	CONCRETE DRIVEWAY, 6" THICK / SY						
	606051P	2022Q1	3	2,039.00	\$446,500	\$218.98	\$153.86
		2022Q2	2	45.00	\$5,640	\$125.33	\$145.28
		2022Q4	1	102.00	\$17,850	\$175.00	\$177.67
			6	2,186.00	\$469,990	\$215.00	\$154.79
-----							

WEIGHTED AVERAGE ITEM PRICE REPORT  
BY REGION, ITEM, AND QUARTER

REGION	ITEM	CALENDAR QUARTER	NUMBER OF OCCUR'S	TOTAL QUANTITY	TOTAL DOLLARS	AVERAGE AWARDED PRICE	AVERAGE OF LOW 3 BIDDERS
S	CONCRETE DRIVEWAY, REINFORCED, 8" THICK / SY						
	606060P	2022Q1	3	357.00	\$72,935	\$204.30	\$167.56
			3	357.00	\$72,935	\$204.30	\$167.56
	CONCRETE ISLAND, 4" THICK / SY						
	606075P	2022Q2	2	243.00	\$28,380	\$116.79	\$134.71
		2022Q4	1	119.00	\$17,850	\$150.00	\$136.67
			3	362.00	\$46,230	\$127.71	\$135.35
	CONCRETE ISLAND, 6" THICK / SY						
	606078P	2022Q1	1	125.00	\$17,500	\$140.00	\$131.67
			1	125.00	\$17,500	\$140.00	\$131.67
	DETECTABLE WARNING SURFACE / SY						
	606084P	2022Q1	5	252.00	\$40,960	\$162.54	\$256.25
		2022Q2	4	70.00	\$18,400	\$262.86	\$515.68
		2022Q4	1	17.00	\$5,100	\$300.00	\$363.00
			10	339.00	\$64,460	\$190.15	\$315.18
	24" X 41" CONCRETE BARRIER CURB / LF						
	607012P	2022Q2	1	60.00	\$28,500	\$475.00	\$600.00
			1	60.00	\$28,500	\$475.00	\$600.00
	9" X 16" CONCRETE VERTICAL CURB / LF						
	607018P	2022Q1	6	10,981.00	\$588,545	\$53.60	\$58.39
		2022Q2	5	10,701.00	\$562,916	\$52.60	\$63.64
		2022Q3	1	100.00	\$7,500	\$75.00	\$137.50

(item continued)

WEIGHTED AVERAGE ITEM PRICE REPORT  
BY REGION, ITEM, AND QUARTER

REGION	ITEM	CALENDAR QUARTER	NUMBER OF OCCUR'S	TOTAL QUANTITY	TOTAL DOLLARS	AVERAGE AWARDED PRICE	AVERAGE OF LOW 3 BIDDERS
S	9" X 16" CONCRETE VERTICAL CURB / LF						
	607018P	2022Q4	1	1,220.00	\$48,800	\$40.00	\$46.33
			13	23,002.00	\$1,207,761	\$52.51	\$60.53
-----							
	RUBBER WHEEL STOPS / U						
	607020P	2022Q2	1	44.00	\$8,800	\$200.00	\$200.00
			1	44.00	\$8,800	\$200.00	\$200.00
-----							
	9" X 18" CONCRETE VERTICAL CURB / LF						
	607021P	2022Q1	5	9,437.00	\$499,459	\$52.93	\$58.49
		2022Q2	1	510.00	\$20,400	\$40.00	\$52.25
			6	9,947.00	\$519,859	\$52.26	\$58.17
-----							
	9" X 20" CONCRETE VERTICAL CURB / LF						
	607024P	2022Q1	5	868.00	\$43,584	\$50.21	\$59.75
		2022Q2	1	100.00	\$5,000	\$50.00	\$61.50
			6	968.00	\$48,584	\$50.19	\$59.93
-----							
	12" X 13" CONCRETE SLOPING CURB / LF						
	607030P	2022Q1	3	524.00	\$7,400	\$14.12	\$16.00
		2022Q2	1	315.00	\$16,380	\$52.00	\$45.67
			4	839.00	\$23,780	\$28.34	\$27.14
-----							
	9" X 14" CONCRETE VERTICAL CURB / LF						
	607034P	2022Q1	1	100.00	\$4,000	\$40.00	\$53.33
		2022Q2	3	2,168.00	\$157,340	\$72.57	\$84.77
		2022Q4	1	60.00	\$2,400	\$40.00	\$46.33
			5	2,328.00	\$163,740	\$70.34	\$82.42
-----							

WEIGHTED AVERAGE ITEM PRICE REPORT  
BY REGION, ITEM, AND QUARTER

REGION	ITEM	CALENDAR QUARTER	NUMBER OF OCCUR'S	TOTAL QUANTITY	TOTAL DOLLARS	AVERAGE AWARDED PRICE	AVERAGE OF LOW 3 BIDDERS
S	9" X VARIABLE HEIGHT CONCRETE VERTICAL C / LF						
	607069P	2022Q2	3	731.00	\$35,255	\$48.23	\$64.74
			3	731.00	\$35,255	\$48.23	\$64.74
	9" X 4" HOT MIX ASPHALT CURB / LF						
	607081P	2022Q2	1	155.00	\$3,875	\$25.00	\$30.17
			1	155.00	\$3,875	\$25.00	\$30.17
	9" X 6" HOT MIX ASPHALT CURB / LF						
	607084P	2022Q2	1	312.00	\$10,920	\$35.00	\$32.42
			1	312.00	\$10,920	\$35.00	\$32.42
	15" X VAR HT F SHAPE CONC BAR CURB, DOW / LF						
	607113P	2022Q2	1	80.00	\$32,000	\$400.00	\$463.33
			1	80.00	\$32,000	\$400.00	\$463.33
	NONVEGETATIVE SURFACE, HOT MIX ASPHALT / SY						
	608003P	2022Q1	3	268.00	\$9,200	\$34.33	\$43.11
		2022Q2	1	209.00	\$13,585	\$65.00	\$49.67
			4	477.00	\$22,785	\$47.77	\$45.98
	NONVEGETATIVE SURFACE, POROUS HMA / SY						
	608004P	2022Q2	2	4,553.00	\$190,116	\$41.76	\$52.09
			2	4,553.00	\$190,116	\$41.76	\$52.09
	NONVEGETATIVE SURFACE, POROUS HOT MIX AS / SY						
	608005P	2022Q1	1	500.00	\$22,500	\$45.00	\$53.33

(item continued)



WEIGHTED AVERAGE ITEM PRICE REPORT  
BY REGION, ITEM, AND QUARTER

REGION	ITEM	CALENDAR QUARTER	NUMBER OF OCCUR'S	TOTAL QUANTITY	TOTAL DOLLARS	AVERAGE AWARDED PRICE	AVERAGE OF LOW 3 BIDDERS
S	NONVEGETATIVE SURFACE, POROUS HOT MIX AS / SY						
	608005P	2022Q2	1	2,675.00	\$125,725	\$47.00	\$69.00
			2	3,175.00	\$148,225	\$46.69	\$66.53
-----							
	BEAM GUIDE RAIL / LF						
	609003M	2022Q1	1	28,000.00	\$1,176,000	\$42.00	\$57.90
		2022Q2	5	11,544.00	\$478,410	\$41.44	\$48.64
		2022Q4	1	63.00	\$5,040	\$80.00	\$82.00
			7	39,607.00	\$1,659,450	\$41.90	\$55.24
-----							
	BEAM GUIDE RAIL, BRIDGE / LF						
	609004M	2022Q2	2	1,047.00	\$203,225	\$194.10	\$218.99
			2	1,047.00	\$203,225	\$194.10	\$218.99
-----							
	BEAM GUIDE RAIL, DUAL-FACED / LF						
	609006M	2022Q2	2	292.00	\$14,600	\$50.00	\$63.85
			2	292.00	\$14,600	\$50.00	\$63.85
-----							
	MODIFIED THRIE BEAM GUIDE RAIL / LF						
	609009M	2022Q1	1	1,250.00	\$62,500	\$50.00	\$73.33
		2022Q2	1	464.00	\$32,480	\$70.00	\$84.67
			2	1,714.00	\$94,980	\$55.41	\$76.40
-----							
	MODIFIED THRIE BEAM GUIDE RAIL, BRIDGE / LF						
	609011M	2022Q2	1	863.00	\$181,230	\$210.00	\$340.00
			1	863.00	\$181,230	\$210.00	\$340.00
-----							

WEIGHTED AVERAGE ITEM PRICE REPORT  
BY REGION, ITEM, AND QUARTER

REGION	ITEM	CALENDAR QUARTER	NUMBER OF OCCUR'S	TOTAL QUANTITY	TOTAL DOLLARS	AVERAGE AWARDED PRICE	AVERAGE OF LOW 3 BIDDERS
S	MODIFIED THRIE BEAM GUIDE RAIL, DUAL FAC / LF						
	609012M	2022Q2	1	813.00	\$73,170	\$90.00	\$120.00
			1	813.00	\$73,170	\$90.00	\$120.00
	THRIE BEAM GUIDE RAIL, BRIDGE / LF						
	609015M	2022Q2	1	57.00	\$19,095	\$335.00	\$349.83
			1	57.00	\$19,095	\$335.00	\$349.83
	MODIFIED THRIE BEAM GR, DUAL FACE, BRIDG / LF						
	609016M	2022Q2	1	75.00	\$15,750	\$210.00	\$316.67
			1	75.00	\$15,750	\$210.00	\$316.67
	FLARED GUIDE RAIL TERMINAL / U						
	609024M	2022Q1	1	25.00	\$37,500	\$1,500.00	\$2,466.67
			1	25.00	\$37,500	\$1,500.00	\$2,466.67
	BURIED GUIDE RAIL TERMINAL / U						
	609025M	2022Q1	1	2.00	\$2	\$1.00	\$1,334.00
		2022Q2	1	1.00	\$2,400	\$2,400.00	\$2,883.33
			2	3.00	\$2,402	\$800.67	\$1,850.44
	TANGENT GUIDE RAIL TERMINAL / U						
	609027M	2022Q1	1	50.00	\$200,000	\$4,000.00	\$4,166.67
		2022Q2	3	46.00	\$246,400	\$5,356.52	\$4,752.46
			4	96.00	\$446,400	\$4,650.00	\$4,447.36

WEIGHTED AVERAGE ITEM PRICE REPORT  
BY REGION, ITEM, AND QUARTER

REGION	ITEM	CALENDAR QUARTER	NUMBER OF OCCUR'S	TOTAL QUANTITY	TOTAL DOLLARS	AVERAGE AWARDED PRICE	AVERAGE OF LOW 3 BIDDERS
S	TELESCOPING GUIDE RAIL END TERMINAL / U						
	609030M	2022Q1	1	10.00	\$30,000	\$3,000.00	\$4,066.67
		2022Q2	2	3.00	\$19,300	\$6,433.33	\$6,883.33
			3	13.00	\$49,300	\$3,792.31	\$4,716.67
	CONTROLLED RELEASE TERMINAL / U						
	609033M	2022Q1	1	5.00	\$5	\$1.00	\$983.67
		2022Q2	2	3.00	\$6,300	\$2,100.00	\$2,700.00
			3	8.00	\$6,305	\$788.13	\$1,627.29
	CONTROLLED RELEASE, POWDER COATED / U						
	609035M	2022Q2	1	1.00	\$2,800	\$2,800.00	\$4,266.67
			1	1.00	\$2,800	\$2,800.00	\$4,266.67
	CONTROLLED RELEASE TERMINAL ANCHORAGE / U						
	609036M	2022Q1	1	5.00	\$2,500	\$500.00	\$1,150.00
		2022Q2	2	4.00	\$9,482	\$2,370.50	\$2,523.50
			3	9.00	\$11,982	\$1,331.33	\$1,760.44
	BEAM GUIDE RAIL ANCHORAGE / U						
	609039M	2022Q1	1	25.00	\$27,500	\$1,100.00	\$1,600.00
		2022Q2	5	47.00	\$85,550	\$1,820.21	\$2,044.93
		2022Q4	1	1.00	\$3,000	\$3,000.00	\$3,033.33
			7	73.00	\$116,050	\$1,589.73	\$1,906.10
	BEAM GUIDE RAIL POST / U						
	609042M	2022Q2	2	14.00	\$1,480	\$105.71	\$113.67
			2	14.00	\$1,480	\$105.71	\$113.67

WEIGHTED AVERAGE ITEM PRICE REPORT  
 BY REGION, ITEM, AND QUARTER

REGION	ITEM	CALENDAR QUARTER	NUMBER OF OCCUR'S	TOTAL QUANTITY	TOTAL DOLLARS	AVERAGE AWARDED PRICE	AVERAGE OF LOW 3 BIDDERS
S	BEAM GUIDE RAIL POST, 9' LONG / U						
	609050M	2022Q2	1	56.00	\$5,544	\$99.00	\$70.33
			1	56.00	\$5,544	\$99.00	\$70.33
	BEAM GUIDE RAIL ELEMENT / LF						
	609054M	2022Q2	1	513.00	\$8,208	\$16.00	\$29.67
			1	513.00	\$8,208	\$16.00	\$29.67
	APPROACH GUIDE RAIL TRANSITION TL-3 / U						
	609059M	2022Q2	2	16.00	\$57,400	\$3,587.50	\$4,793.33
			2	16.00	\$57,400	\$3,587.50	\$4,793.33
	BEAM GUIDE RAIL BLOCKOUT / U						
	609060M	2022Q2	2	74.00	\$3,684	\$49.78	\$53.94
			2	74.00	\$3,684	\$49.78	\$53.94
	REMOVAL OF BEAM GUIDE RAIL / LF						
	609075M	2022Q2	5	17,932.00	\$56,577	\$3.16	\$4.28
			5	17,932.00	\$56,577	\$3.16	\$4.28
	BEAM GUIDE RAIL, HYBRID / LF						
	609083M	2022Q2	1	138.00	\$14,490	\$105.00	\$295.00
			1	138.00	\$14,490	\$105.00	\$295.00
	MODIFIED THRIE BEAM GUIDE RAIL, 14" BLKT / U						
	609098M	2022Q2	1	3.00	\$240	\$80.00	\$660.00
			1	3.00	\$240	\$80.00	\$660.00

WEIGHTED AVERAGE ITEM PRICE REPORT  
BY REGION, ITEM, AND QUARTER

REGION	ITEM	CALENDAR QUARTER	NUMBER OF OCCUR'S	TOTAL QUANTITY	TOTAL DOLLARS	AVERAGE AWARDED PRICE	AVERAGE OF LOW 3 BIDDERS
S	TRAFFIC STRIPES, 4" / LF						
	610003M	2022Q1	5	772,311.00	\$331,913	\$0.43	\$0.53
		2022Q2	8	764,409.00	\$506,536	\$0.66	\$1.19
		2022Q3	1	82,295.00	\$54,315	\$0.66	\$0.66
		2022Q4	3	286,788.00	\$169,035	\$0.59	\$0.74
			17	1,905,803.00	\$1,061,798	\$0.56	\$0.83
	TRAFFIC STRIPES, 6" / LF						
	610006M	2022Q1	2	75,000.00	\$750	\$0.01	\$0.01
		2022Q3	1	161,272.00	\$120,954	\$0.75	\$0.76
			3	236,272.00	\$121,704	\$0.52	\$0.52
	TRAFFIC STRIPES, 8" / LF						
	610007M	2022Q1	5	58,246.00	\$20,287	\$0.35	\$0.71
		2022Q2	3	8,087.00	\$19,923	\$2.46	\$2.30
		2022Q4	1	3,300.00	\$3,564	\$1.08	\$1.08
			9	69,633.00	\$43,774	\$0.63	\$0.91
	TRAFFIC MARKINGS / SF						
	610009M	2022Q2	4	80,588.00	\$9,911	\$0.12	\$4.21
		2022Q4	2	930.00	\$2,460	\$2.65	\$7.88
			6	81,518.00	\$12,371	\$0.15	\$4.25
	RPM, MONO-DIRECTIONAL, WHITE LENS / U						
	610012M	2022Q1	5	3,762.00	\$73,607	\$19.57	\$27.98
		2022Q2	5	3,056.00	\$110,897	\$36.29	\$38.95
		2022Q3	2	2,044.00	\$84,302	\$41.24	\$43.05
		2022Q4	1	400.00	\$19,680	\$49.20	\$49.20
			13	9,262.00	\$288,486	\$31.15	\$35.84

WEIGHTED AVERAGE ITEM PRICE REPORT  
BY REGION, ITEM, AND QUARTER

REGION	ITEM	CALENDAR QUARTER	NUMBER OF OCCUR'S	TOTAL QUANTITY	TOTAL DOLLARS	AVERAGE AWARDED PRICE	AVERAGE OF LOW 3 BIDDERS
S	TRAFFIC MARKING LINES, 4" / LF						
	610013M	2022Q1	2	20,000.00	\$2,000	\$0.10	\$0.06
			2	20,000.00	\$2,000	\$0.10	\$0.06
	TRAFFIC MARKING LINES, 8" / LF						
	610014M	2022Q1	5	14,775.00	\$10,637	\$0.72	\$1.45
		2022Q2	2	23,400.00	\$49,215	\$2.10	\$2.13
		2022Q3	2	4,553.00	\$9,794	\$2.15	\$2.38
		2022Q4	3	4,069.00	\$6,498	\$1.60	\$1.93
			12	46,797.00	\$76,144	\$1.63	\$1.92
	RPM, BI-DIRECTIONAL, WHITE LENS / U						
	610015M	2022Q2	1	70.00	\$3,360	\$48.00	\$48.17
			1	70.00	\$3,360	\$48.00	\$48.17
	TRAFFIC MARKING LINES, 12" / LF						
	610016M	2022Q2	2	720.00	\$3,096	\$4.30	\$3.75
			2	720.00	\$3,096	\$4.30	\$3.75
	TRAFFIC MARKING LINES, 24" / LF						
	610017M	2022Q1	5	10,616.00	\$78,566	\$7.40	\$5.85
		2022Q2	4	8,190.00	\$60,930	\$7.44	\$7.09
		2022Q3	2	1,555.00	\$9,588	\$6.17	\$6.98
		2022Q4	3	1,473.00	\$29,388	\$19.95	\$10.85
			14	21,834.00	\$178,471	\$8.17	\$6.73
	RPM, MONO-DIRECTIONAL, AMBER LENS / U						
	610018M	2022Q1	5	2,416.00	\$30,238	\$12.52	\$25.64

(item continued)

WEIGHTED AVERAGE ITEM PRICE REPORT  
BY REGION, ITEM, AND QUARTER

REGION	ITEM	CALENDAR QUARTER	NUMBER OF OCCUR'S	TOTAL QUANTITY	TOTAL DOLLARS	AVERAGE AWARDED PRICE	AVERAGE OF LOW 3 BIDDERS
S	RPM, MONO-DIRECTIONAL, AMBER LENS / U						
	610018M	2022Q2	4	1,540.00	\$53,522	\$34.75	\$58.39
		2022Q3	2	761.00	\$30,163	\$39.64	\$42.24
		2022Q4	1	300.00	\$14,760	\$49.20	\$49.20
			12	5,017.00	\$128,683	\$25.65	\$39.62
	RPM, BI-DIRECTIONAL, AMBER LENS / U						
	610021M	2022Q1	5	3,262.00	\$41,627	\$12.76	\$26.19
		2022Q2	7	2,169.00	\$92,581	\$42.68	\$47.67
		2022Q3	1	520.00	\$22,339	\$42.96	\$42.96
		2022Q4	2	441.00	\$21,790	\$49.41	\$69.85
			15	6,392.00	\$178,338	\$27.90	\$37.86
	REMOVAL OF RPM / U						
	610024M	2022Q1	5	9,440.00	\$7,785	\$0.82	\$1.80
		2022Q2	7	6,526.00	\$291,363	\$44.65	\$38.51
		2022Q3	2	3,325.00	\$137,600	\$41.38	\$53.19
		2022Q4	3	1,141.00	\$73,010	\$63.99	\$37.33
			17	20,432.00	\$509,758	\$24.95	\$23.87
	REMOVAL AND REPLACEMENT OF RPM LENS / U						
	610027M	2022Q2	1	13.00	\$1,365	\$105.00	\$79.56
			1	13.00	\$1,365	\$105.00	\$79.56
	RUMBLE STRIP / LF						
	610033M	2022Q1	5	73,382.00	\$120,028	\$1.64	\$2.92
		2022Q2	6	215,114.00	\$134,130	\$0.62	\$6.17
		2022Q3	2	139,216.00	\$235,832	\$1.69	\$1.08
		2022Q4	3	33,556.00	\$40,798	\$1.22	\$4.21
			16	461,268.00	\$530,788	\$1.15	\$3.98

WEIGHTED AVERAGE ITEM PRICE REPORT  
BY REGION, ITEM, AND QUARTER

REGION	ITEM	CALENDAR QUARTER	NUMBER OF OCCUR'S	TOTAL QUANTITY	TOTAL DOLLARS	AVERAGE AWARDED PRICE	AVERAGE OF LOW 3 BIDDERS
S	REMOVAL OF TRAFFIC STRIPES / LF						
	610036M	2022Q1	5	22,016.00	\$6,316	\$0.29	\$0.50
		2022Q2	7	572,014.00	\$547,748	\$0.96	\$0.92
		2022Q3	2	234,500.00	\$213,465	\$0.91	\$0.83
		2022Q4	3	302,974.00	\$235,924	\$0.78	\$0.83
			17	1,131,504.00	\$1,003,453	\$0.89	\$0.87
	REMOVAL OF RUMBLE STRIP / LF						
	610038M	2022Q2	2	4,865.00	\$40,885	\$8.40	\$14.12
		2022Q4	1	586.00	\$5,860	\$10.00	\$4.90
			3	5,451.00	\$46,745	\$8.58	\$13.13
	REMOVAL OF TRAFFIC MARKINGS / SF						
	610039M	2022Q1	4	1,600.00	\$2,260	\$1.41	\$1.62
		2022Q2	4	105,097.00	\$128,209	\$1.22	\$2.57
		2022Q3	1	2,438.00	\$8,411	\$3.45	\$3.97
		2022Q4	3	1,683.00	\$26,625	\$15.82	\$8.77
			12	110,818.00	\$165,505	\$1.49	\$2.68
	BOLLARD / U						
	610045M	2022Q2	1	33.00	\$22,275	\$675.00	\$791.67
			1	33.00	\$22,275	\$675.00	\$791.67
	TRAFFIC MARKINGS SYMBOLS / SF						
	610060M	2022Q1	5	7,060.00	\$30,698	\$4.35	\$5.96
		2022Q2	3	5,334.00	\$45,989	\$8.62	\$9.31
		2022Q4	1	2,400.00	\$5,760	\$2.40	\$2.40
			9	14,794.00	\$82,447	\$5.57	\$6.59



WEIGHTED AVERAGE ITEM PRICE REPORT  
BY REGION, ITEM, AND QUARTER

REGION	ITEM	CALENDAR QUARTER	NUMBER OF OCCUR'S	TOTAL QUANTITY	TOTAL DOLLARS	AVERAGE AWARDED PRICE	AVERAGE OF LOW 3 BIDDERS
S	CUSH, COMP BAR, TYPE 2, NARROW / U						
	611300M	2022Q2	1	1.00	\$50,400	\$50,400.00	\$48,166.67
			1	1.00	\$50,400	\$50,400.00	\$48,166.67
	CRASH CUSH, COMP BAR, TYPE 3, NARROW / U						
	611312M	2022Q2	2	4.00	\$112,000	\$28,000.00	\$44,341.67
		2022Q4	1	1.00	\$35,000	\$35,000.00	\$37,833.33
			3	5.00	\$147,000	\$29,400.00	\$43,040.00
	CRASH CUSH, LOW MAIN COMP, TYPE 2, NARRO / U						
	611336M	2022Q2	1	4.00	\$212,000	\$53,000.00	\$46,450.00
			1	4.00	\$212,000	\$53,000.00	\$46,450.00
	CRASH CUSHION, LOW MAINTENANCE, COMPRESS / U						
	611348M	2022Q2	2	5.00	\$247,000	\$49,400.00	\$50,296.67
			2	5.00	\$247,000	\$49,400.00	\$50,296.67
	REGULATORY AND WARNING SIGN / SF						
	612003P	2022Q2	5	2,544.00	\$94,272	\$37.06	\$42.47
		2022Q4	1	39.00	\$1,950	\$50.00	\$48.33
			6	2,583.00	\$96,222	\$37.25	\$42.56
	REGULATORY WARNING SIGN, CONCRETE MOUNT / U						
	612005M	2022Q2	1	8.00	\$5,480	\$685.00	\$1,031.67
			1	8.00	\$5,480	\$685.00	\$1,031.67

WEIGHTED AVERAGE ITEM PRICE REPORT  
BY REGION, ITEM, AND QUARTER

REGION	ITEM	CALENDAR QUARTER	NUMBER OF OCCUR'S	TOTAL QUANTITY	TOTAL DOLLARS	AVERAGE AWARDED PRICE	AVERAGE OF LOW 3 BIDDERS
S	GUIDE SIGN, TYPE GA, STEEL "U" POST SUPP / SF						
	612006P	2022Q2	1	231.00	\$17,325	\$75.00	\$68.40
		2022Q4	1	159.00	\$7,950	\$50.00	\$45.00
			2	390.00	\$25,275	\$64.81	\$58.86
	GUIDE SIGN, TYPE GA, BREAKAWAY SUPPORTS / SF						
	612009P	2022Q2	1	1,300.00	\$31,200	\$24.00	\$34.50
			1	1,300.00	\$31,200	\$24.00	\$34.50
	RELOCATE SIGN, TYPE SSL / SF						
	612020P	2022Q2	1	25.00	\$1,000	\$40.00	\$95.00
			1	25.00	\$1,000	\$40.00	\$95.00
	RELOCATE SIGN / U						
	612021M	2022Q2	1	15.00	\$5,250	\$350.00	\$313.33
			1	15.00	\$5,250	\$350.00	\$313.33
	CUSTOM SIGN / SF						
	612032P	2022Q2	1	12.00	\$540	\$45.00	\$43.00
			1	12.00	\$540	\$45.00	\$43.00
	10" DUCTILE IRON WATER PIPE, CLASS 52 / LF						
	651060P	2022Q2	1	557.00	\$334,200	\$600.00	\$393.33
			1	557.00	\$334,200	\$600.00	\$393.33
	WATER SERVICE CONNECTION / U						
	651243M	2022Q2	1	2.00	\$10,400	\$5,200.00	\$5,200.00
			1	2.00	\$10,400	\$5,200.00	\$5,200.00

WEIGHTED AVERAGE ITEM PRICE REPORT  
BY REGION, ITEM, AND QUARTER

REGION	ITEM	CALENDAR QUARTER	NUMBER OF OCCUR'S	TOTAL QUANTITY	TOTAL DOLLARS	AVERAGE AWARDED PRICE	AVERAGE OF LOW 3 BIDDERS
S	RESET WATER VALVE BOX / U						
	651255M	2022Q1	5	254.00	\$1,652	\$6.50	\$19.92
		2022Q4	1	5.00	\$7,500	\$1,500.00	\$1,500.00
			6	259.00	\$9,152	\$35.34	\$48.49
	SEPTIC SYSTEM / LS						
	652443P	2022Q2	1	1.00	\$35,000	\$35,000.00	\$78,333.33
			1	1.00	\$35,000	\$35,000.00	\$78,333.33
	RESET GAS VALVE BOX / U						
	653084M	2022Q1	5	246.00	\$952	\$3.87	\$18.63
		2022Q4	1	5.00	\$7,500	\$1,500.00	\$1,500.00
			6	251.00	\$8,452	\$33.67	\$48.14
	ELECTRICAL CONDUIT / LF						
	654003P	2022Q2	1	470.00	\$101,050	\$215.00	\$244.00
			1	470.00	\$101,050	\$215.00	\$244.00
	ELECTRIC RISER / U						
	654027M	2022Q2	1	3.00	\$3,000	\$1,000.00	\$2,333.33
			1	3.00	\$3,000	\$1,000.00	\$2,333.33
	ELECTRICAL MANHOLE / U						
	654030M	2022Q2	1	2.00	\$240,000	\$120,000	\$100,667
			1	2.00	\$240,000	\$120,000	\$100,667

WEIGHTED AVERAGE ITEM PRICE REPORT  
BY REGION, ITEM, AND QUARTER

REGION	ITEM	CALENDAR QUARTER	NUMBER OF OCCUR'S	TOTAL QUANTITY	TOTAL DOLLARS	AVERAGE AWARDED PRICE	AVERAGE OF LOW 3 BIDDERS
S	CONCRETE ENCASED DUCT BANK, 2-5" PVC / LF						
	654060P	2022Q2	1	385.00	\$134,750	\$350.00	\$291.67
			1	385.00	\$134,750	\$350.00	\$291.67
	CONCRETE ENCASED DUCT BANK, 12-5" PVC / LF						
	654065P	2022Q2	1	563.00	\$309,650	\$550.00	\$610.00
			1	563.00	\$309,650	\$550.00	\$610.00
	UTILITY PIPE SUPPORT / LS						
	657005P	2022Q2	1	1.00	\$25,000	\$25,000.00	\$39,346.67
			1	1.00	\$25,000	\$25,000.00	\$39,346.67
	3/4" RIGID METALLIC CONDUIT / LF						
	701006P	2022Q2	4	12.00	\$1,800	\$150.00	\$133.33
			4	12.00	\$1,800	\$150.00	\$133.33
	2" RIGID METALLIC CONDUIT / LF						
	701015P	2022Q2	2	68.00	\$7,800	\$114.71	\$83.53
		2022Q4	1	278.00	\$22,796	\$82.00	\$74.67
			3	346.00	\$30,596	\$88.43	\$76.41
	3" RIGID METALLIC CONDUIT / LF						
	701021P	2022Q2	6	5,470.00	\$477,650	\$87.32	\$89.64
		2022Q4	1	810.00	\$68,040	\$84.00	\$81.00
			7	6,280.00	\$545,690	\$86.89	\$88.52

WEIGHTED AVERAGE ITEM PRICE REPORT  
BY REGION, ITEM, AND QUARTER

REGION	ITEM	CALENDAR QUARTER	NUMBER OF OCCUR'S	TOTAL QUANTITY	TOTAL DOLLARS	AVERAGE AWARDED PRICE	AVERAGE OF LOW 3 BIDDERS
S	2" RIGID NONMETALLIC CONDUIT / LF						
	701027P	2022Q2	2	70.00	\$10,500	\$150.00	\$147.36
			2	70.00	\$10,500	\$150.00	\$147.36
-----							
	FIBERGLASS CONDUIT / LF						
	701091P	2022Q2	1	1,405.00	\$56,200	\$40.00	\$101.33
			1	1,405.00	\$56,200	\$40.00	\$101.33
-----							
	18" X 36" JUNCTION BOX / U						
	701102M	2022Q1	1	2.00	\$8,400	\$4,200.00	\$4,400.00
		2022Q2	4	35.00	\$102,100	\$2,917.14	\$3,220.39
		2022Q4	1	10.00	\$36,000	\$3,600.00	\$3,500.00
			6	47.00	\$146,500	\$3,117.02	\$3,330.08
-----							
	18" X 8" X 6" METAL JUNCTION BOX / U						
	701112M	2022Q2	4	8.00	\$38,600	\$4,825.00	\$6,475.00
			4	8.00	\$38,600	\$4,825.00	\$6,475.00
-----							
	JUNCTION BOX FOUNDATION / U						
	701117M	2022Q2	2	2.00	\$6,250	\$3,125.00	\$3,468.33
			2	2.00	\$6,250	\$3,125.00	\$3,468.33
-----							
	FOUNDATION, TYPE SFT / U						
	701123M	2022Q2	3	10.00	\$30,770	\$3,077.00	\$3,091.33
		2022Q4	1	4.00	\$12,800	\$3,200.00	\$3,233.33
			4	14.00	\$43,570	\$3,112.14	\$3,131.90
-----							

WEIGHTED AVERAGE ITEM PRICE REPORT  
BY REGION, ITEM, AND QUARTER

REGION	ITEM	CALENDAR QUARTER	NUMBER OF OCCUR'S	TOTAL QUANTITY	TOTAL DOLLARS	AVERAGE AWARDED PRICE	AVERAGE OF LOW 3 BIDDERS
S	FOUNDATION, TYPE P-MC MODIFIED / U						
	701128M	2022Q2	2	3.00	\$18,100	\$6,033.33	\$6,123.33
		2022Q4	1	1.00	\$6,000	\$6,000.00	\$6,100.00
			3	4.00	\$24,100	\$6,025.00	\$6,117.50
	FOUNDATION, TYPE SPF / U						
	701135M	2022Q2	3	28.00	\$59,550	\$2,126.79	\$2,248.33
		2022Q4	1	3.00	\$8,400	\$2,800.00	\$2,583.33
			4	31.00	\$67,950	\$2,191.94	\$2,280.75
	BORING FOR FOUNDATION, STF 50 FOOT ARM / U						
	701136M	2022Q2	2	5.00	\$30,000	\$6,000.00	\$8,686.67
		2022Q4	1	2.00	\$32,000	\$16,000.00	\$20,666.67
			3	7.00	\$62,000	\$8,857.14	\$12,109.52
	FOUNDATION, STF FOR GREATER THAN 50 FOOT / LF						
	701137M	2022Q2	2	47.00	\$102,980	\$2,191.06	\$2,431.77
		2022Q4	1	30.00	\$48,000	\$1,600.00	\$1,466.67
			3	77.00	\$150,980	\$1,960.78	\$2,055.76
	FOUNDATION, TYPE STF / U						
	701138M	2022Q2	1	13.00	\$143,000	\$11,000.00	\$9,633.33
		2022Q4	1	2.00	\$15,200	\$7,600.00	\$8,733.33
			2	15.00	\$158,200	\$10,546.67	\$9,513.33
	FOUNDATION, TYPE SFK / U						
	701144M	2022Q2	3	7.00	\$21,800	\$3,114.29	\$3,340.00
			3	7.00	\$21,800	\$3,114.29	\$3,340.00

WEIGHTED AVERAGE ITEM PRICE REPORT  
BY REGION, ITEM, AND QUARTER

REGION	ITEM	CALENDAR QUARTER	NUMBER OF OCCUR'S	TOTAL QUANTITY	TOTAL DOLLARS	AVERAGE AWARDED PRICE	AVERAGE OF LOW 3 BIDDERS
S	METER CABINET, TYPE TL / U						
	701171M	2022Q2	3	4.00	\$18,600	\$4,650.00	\$4,513.69
		2022Q4	1	1.00	\$5,270	\$5,270.00	\$5,080.00
			4	5.00	\$23,870	\$4,774.00	\$4,626.95
-----							
	GROUND WIRE, NO. 8 AWG / LF						
	701192P	2022Q2	3	6,652.00	\$15,811	\$2.38	\$1.94
		2022Q4	1	1,050.00	\$504	\$0.48	\$1.02
			4	7,702.00	\$16,315	\$2.12	\$1.82
-----							
	MULTIPLE LIGHTING WIRE, NO. 8 AWG / LF						
	701201P	2022Q2	3	7,052.00	\$16,443	\$2.33	\$1.91
		2022Q4	1	2,000.00	\$2,400	\$1.20	\$1.42
			4	9,052.00	\$18,843	\$2.08	\$1.80
-----							
	SERVICE WIRE, NO. 2 AWG / LF						
	701210P	2022Q2	1	205.00	\$1,025	\$5.00	\$21.67
		2022Q4	1	60.00	\$371	\$6.19	\$10.13
			2	265.00	\$1,396	\$5.27	\$19.05
-----							
	SERVICE WIRE, NO. 6 AWG / LF						
	701213P	2022Q2	3	537.00	\$1,629	\$3.03	\$3.38
		2022Q4	1	150.00	\$479	\$3.19	\$4.54
			4	687.00	\$2,108	\$3.07	\$3.64
-----							
	CONTROLLER, 8 PHASE / U						
	702009M	2022Q2	3	4.00	\$76,500	\$19,125.00	\$19,437.13

(item continued)

WEIGHTED AVERAGE ITEM PRICE REPORT  
BY REGION, ITEM, AND QUARTER

REGION	ITEM	CALENDAR QUARTER	NUMBER OF OCCUR'S	TOTAL QUANTITY	TOTAL DOLLARS	AVERAGE AWARDED PRICE	AVERAGE OF LOW 3 BIDDERS
S	CONTROLLER, 8 PHASE / U						
	702009M	2022Q4	1	1.00	\$20,520	\$20,520.00	\$23,680.00
			4	5.00	\$97,020	\$19,404.00	\$20,285.70
-----							
	TRAFFIC SIGNAL STANDARD, ALUMINUM / U						
	702012M	2022Q2	3	17.00	\$65,080	\$3,828.24	\$4,043.26
		2022Q4	1	4.00	\$11,680	\$2,920.00	\$3,130.00
			4	21.00	\$76,760	\$3,655.24	\$3,869.30
-----							
	SIGNAL STANDARD GREATER 50 FOOT, STEEL / U						
	702014M	2022Q2	2	5.00	\$82,490	\$16,498.00	\$16,923.94
		2022Q4	1	2.00	\$42,720	\$21,360.00	\$15,140.00
			3	7.00	\$125,210	\$17,887.14	\$16,414.24
-----							
	TRAFFIC SIGNAL STANDARD, STEEL / U						
	702015M	2022Q2	1	14.00	\$127,400	\$9,100.00	\$9,207.65
		2022Q4	1	2.00	\$16,280	\$8,140.00	\$8,843.33
			2	16.00	\$143,680	\$8,980.00	\$9,162.11
-----							
	PEDESTRIAN SIGNAL STANDARD / U						
	702018M	2022Q2	3	28.00	\$31,750	\$1,133.93	\$1,102.02
		2022Q4	1	3.00	\$3,060	\$1,020.00	\$1,096.67
			4	31.00	\$34,810	\$1,122.90	\$1,101.50
-----							
	TRAFFIC SIGNAL MAST ARM, ALUMINUM / U						
	702021M	2022Q2	3	13.00	\$44,450	\$3,419.23	\$3,290.78
			3	13.00	\$44,450	\$3,419.23	\$3,290.78
-----							



WEIGHTED AVERAGE ITEM PRICE REPORT  
 BY REGION, ITEM, AND QUARTER

REGION	ITEM	CALENDAR QUARTER	NUMBER OF OCCUR'S	TOTAL QUANTITY	TOTAL DOLLARS	AVERAGE AWARDED PRICE	AVERAGE OF LOW 3 BIDDERS
S	TRAFFIC SIGNAL MAST ARM, STEEL / U						
	702024M	2022Q2	1	15.00	\$105,750	\$7,050.00	\$7,277.33
		2022Q4	1	2.00	\$12,320	\$6,160.00	\$6,740.00
			2	17.00	\$118,070	\$6,945.29	\$7,214.11
	TRAFFIC ARM GREATER THAN 50 FOOT, STEEL / U						
	702025M	2022Q2	2	5.00	\$193,600	\$38,720.00	\$37,566.62
		2022Q4	1	2.00	\$97,440	\$48,720.00	\$52,480.00
			3	7.00	\$291,040	\$41,577.14	\$41,827.59
	TRAFFIC SIGNAL CABLE, 2 CONDUCTOR / LF						
	702027P	2022Q2	3	11,854.00	\$18,083	\$1.53	\$1.43
		2022Q4	1	1,450.00	\$1,813	\$1.25	\$1.42
			4	13,304.00	\$19,895	\$1.50	\$1.43
	TRAFFIC SIGNAL CABLE, 5 CONDUCTOR / LF						
	702030P	2022Q2	3	16,007.00	\$35,335	\$2.21	\$2.13
		2022Q4	1	2,200.00	\$4,158	\$1.89	\$2.13
			4	18,207.00	\$39,493	\$2.17	\$2.13
	TRAFFIC SIGNAL CABLE, 10 CONDUCTOR / LF						
	702033P	2022Q2	3	17,183.00	\$58,293	\$3.39	\$3.49
		2022Q4	1	2,300.00	\$8,165	\$3.55	\$3.42
			4	19,483.00	\$66,458	\$3.41	\$3.48
	TRAFFIC SIGNAL HEAD / U						
	702036M	2022Q2	3	119.00	\$143,650	\$1,207.14	\$1,614.94

(item continued)

WEIGHTED AVERAGE ITEM PRICE REPORT  
BY REGION, ITEM, AND QUARTER

REGION	ITEM	CALENDAR QUARTER	NUMBER OF OCCUR'S	TOTAL QUANTITY	TOTAL DOLLARS	AVERAGE AWARDED PRICE	AVERAGE OF LOW 3 BIDDERS
S	TRAFFIC SIGNAL HEAD / U						
	702036M	2022Q4	1	12.00	\$20,400	\$1,700.00	\$1,566.67
			4	131.00	\$164,050	\$1,252.29	\$1,610.52
	PUSH BUTTON INSTALLATION / U						
	702038M	2022Q2	2	25.00	\$58,800	\$2,352.00	\$2,415.33
		2022Q4	1	1.00	\$2,800	\$2,800.00	\$2,833.33
			3	26.00	\$61,600	\$2,369.23	\$2,431.41
	PEDESTRIAN SIGNAL HEAD / U						
	702039M	2022Q2	3	60.00	\$24,440	\$407.33	\$681.35
		2022Q4	1	8.00	\$9,840	\$1,230.00	\$1,111.67
			4	68.00	\$34,280	\$504.12	\$731.97
	PUSH BUTTON / U						
	702042M	2022Q2	3	58.00	\$22,280	\$384.14	\$402.67
		2022Q4	1	8.00	\$3,640	\$455.00	\$436.67
			4	66.00	\$25,920	\$392.73	\$406.79
	IMAGE DETECTOR / U						
	702045M	2022Q4	1	4.00	\$22,760	\$5,690.00	\$6,543.33
			1	4.00	\$22,760	\$5,690.00	\$6,543.33
	RADAR DETECTOR / U						
	702046M	2022Q2	3	24.00	\$227,160	\$9,465.00	\$9,674.73
			3	24.00	\$227,160	\$9,465.00	\$9,674.73

WEIGHTED AVERAGE ITEM PRICE REPORT  
BY REGION, ITEM, AND QUARTER

REGION	ITEM	CALENDAR QUARTER	NUMBER OF OCCUR'S	TOTAL QUANTITY	TOTAL DOLLARS	AVERAGE AWARDED PRICE	AVERAGE OF LOW 3 BIDDERS
S	GENERATOR AUXILIARY CABINET / U						
	702050M	2022Q2	3	8.00	\$87,445	\$10,930.63	\$10,321.95
		2022Q4	1	1.00	\$8,390	\$8,390.00	\$8,376.67
			4	9.00	\$95,835	\$10,648.33	\$10,105.81
	INTERIM TRAFFIC SIGNAL SYSTEM, LOCATION / LS						
	702057M	2022Q2	7	7.00	\$123,300	\$17,614.29	\$21,023.76
		2022Q4	1	1.00	\$14,830	\$14,830.00	\$17,553.33
			8	8.00	\$138,130	\$17,266.25	\$20,589.96
	CONTROLLER TURN-ON / U						
	702060M	2022Q2	3	8.00	\$107,600	\$13,450.00	\$10,742.16
		2022Q4	1	1.00	\$5,400	\$5,400.00	\$5,266.67
			4	9.00	\$113,000	\$12,555.56	\$10,133.77
	LIGHTING STANDARD ALUMINUM / U						
	703003M	2022Q2	2	2.00	\$5,225	\$2,612.50	\$2,815.83
			2	2.00	\$5,225	\$2,612.50	\$2,815.83
	LUMINAIRE / U						
	703018M	2022Q2	3	17.00	\$42,020	\$2,471.76	\$2,399.57
		2022Q4	1	4.00	\$10,320	\$2,580.00	\$2,770.00
			4	21.00	\$52,340	\$2,492.38	\$2,470.13
	JUNCTION BOX ITS TYPE C / U						
	704009M	2022Q4	1	2.00	\$5,580	\$2,790.00	\$3,226.67
			1	2.00	\$5,580	\$2,790.00	\$3,226.67

WEIGHTED AVERAGE ITEM PRICE REPORT  
 BY REGION, ITEM, AND QUARTER

REGION	ITEM	CALENDAR QUARTER	NUMBER OF OCCUR'S	TOTAL QUANTITY	TOTAL DOLLARS	AVERAGE AWARDED PRICE	AVERAGE OF LOW 3 BIDDERS
S	METER CABINET ITS / U						
	704011M	2022Q4	1	1.00	\$4,070	\$4,070.00	\$3,713.33
			1	1.00	\$4,070	\$4,070.00	\$3,713.33
	COMMUNICATION CABLE / LF						
	704012P	2022Q4	1	249.00	\$884	\$3.55	\$4.87
			1	249.00	\$884	\$3.55	\$4.87
	FOUNDATION ITS TYPE D-MC / U						
	704023M	2022Q4	1	1.00	\$5,000	\$5,000.00	\$5,566.67
			1	1.00	\$5,000	\$5,000.00	\$5,566.67
	CONTROL CENTER SYSTEM, LOCATION NO. ____ / LS						
	704033P	2022Q4	1	1.00	\$10,580	\$10,580.00	\$8,386.67
			1	1.00	\$10,580	\$10,580.00	\$8,386.67
	FOUNDATION CSS / U						
	704035M	2022Q4	1	1.00	\$36,000	\$36,000.00	\$30,333.33
			1	1.00	\$36,000	\$36,000.00	\$30,333.33
	CAMERA STANDARD TYPE A / U						
	704048M	2022Q4	1	1.00	\$83,800	\$83,800.00	\$93,200.00
			1	1.00	\$83,800	\$83,800.00	\$93,200.00
	CAMERA / U						
	704060M	2022Q4	1	2.00	\$11,780	\$5,890.00	\$7,426.67
			1	2.00	\$11,780	\$5,890.00	\$7,426.67

WEIGHTED AVERAGE ITEM PRICE REPORT  
 BY REGION, ITEM, AND QUARTER

REGION	ITEM	CALENDAR QUARTER	NUMBER OF OCCUR'S	TOTAL QUANTITY	TOTAL DOLLARS	AVERAGE AWARDED PRICE	AVERAGE OF LOW 3 BIDDERS
S	CONTROLLER, CAMERA / U						
	704063M	2022Q4	1	1.00	\$47,040	\$47,040.00	\$49,193.33
			1	1.00	\$47,040	\$47,040.00	\$49,193.33
-----							
	WIM ROADWAY DEVICES 1 LANES / U						
	704189M	2022Q1	1	4.00	\$100,000	\$25,000.00	\$25,750.00
		2022Q2	1	6.00	\$272,326	\$45,387.60	\$45,387.60
			2	10.00	\$372,326	\$37,232.56	\$37,532.56
-----							
	SELECTIVE CLEARING / SY						
	801012M	2022Q2	1	2,276.00	\$91,040	\$40.00	\$39.67
			1	2,276.00	\$91,040	\$40.00	\$39.67
-----							
	TRIMMING EXISTING TREE, OVER 6" TO 12" D / U						
	802003M	2022Q1	1	25.00	\$625	\$25.00	\$72.50
			1	25.00	\$625	\$25.00	\$72.50
-----							
	TRIMMING EXISTING TREE, OVER 12" TO 18" / U						
	802006M	2022Q1	1	3.00	\$75	\$25.00	\$72.50
			1	3.00	\$75	\$25.00	\$72.50
-----							
	TRIMMING EXISTING TREE, OVER 18" TO 24" / U						
	802009M	2022Q1	1	3.00	\$75	\$25.00	\$72.50
			1	3.00	\$75	\$25.00	\$72.50
-----							
	TRIMMING EXISTING TREE, OVER 24" TO 30" / U						
	802012M	2022Q1	1	3.00	\$75	\$25.00	\$72.50
			1	3.00	\$75	\$25.00	\$72.50
-----							

WEIGHTED AVERAGE ITEM PRICE REPORT  
BY REGION, ITEM, AND QUARTER

REGION	ITEM	CALENDAR QUARTER	NUMBER OF OCCUR'S	TOTAL QUANTITY	TOTAL DOLLARS	AVERAGE AWARDED PRICE	AVERAGE OF LOW 3 BIDDERS
S	TRIMMING EXISTING TREE, OVER 30" TO 36" / U						
	802015M	2022Q1	1	3.00	\$75	\$25.00	\$72.50
			1	3.00	\$75	\$25.00	\$72.50
	TRIMMING EXISTING TREE, OVER 36" DIAMETE / U						
	802018M	2022Q1	1	3.00	\$75	\$25.00	\$72.50
			1	3.00	\$75	\$25.00	\$72.50
	TREE REMOVAL, OVER 6" TO 12" DIAMETER / U						
	802021M	2022Q1	1	25.00	\$1,250	\$50.00	\$175.00
			1	25.00	\$1,250	\$50.00	\$175.00
	TREE REMOVAL, OVER 12" TO 18" DIAMETER / U						
	802024M	2022Q1	1	3.00	\$300	\$100.00	\$200.00
			1	3.00	\$300	\$100.00	\$200.00
	TREE REMOVAL, OVER 18" TO 24" DIAMETER / U						
	802027M	2022Q1	1	3.00	\$750	\$250.00	\$275.00
			1	3.00	\$750	\$250.00	\$275.00
	TREE REMOVAL, OVER 24" TO 30" DIAMETER / U						
	802030M	2022Q1	1	3.00	\$1,800	\$600.00	\$450.00
			1	3.00	\$1,800	\$600.00	\$450.00
	TREE REMOVAL, OVER 30" TO 36" DIAMETER / U						
	802033M	2022Q1	1	3.00	\$2,700	\$900.00	\$600.00

(item continued)

WEIGHTED AVERAGE ITEM PRICE REPORT  
BY REGION, ITEM, AND QUARTER

REGION	ITEM	CALENDAR QUARTER	NUMBER OF OCCUR'S	TOTAL QUANTITY	TOTAL DOLLARS	AVERAGE AWARDED PRICE	AVERAGE OF LOW 3 BIDDERS
S	TREE REMOVAL, OVER 30" TO 36" DIAMETER / U						
	802033M	2022Q2	1	1.00	\$3,000	\$3,000.00	\$5,150.00
			2	4.00	\$5,700	\$1,425.00	\$1,737.50
	TREE REMOVAL, OVER 36" DIAMETER / U						
	802036M	2022Q1	1	3.00	\$3,300	\$1,100.00	\$700.00
			1	3.00	\$3,300	\$1,100.00	\$700.00
	TOPSOIL SPREADING ___" THICK / SY						
	804000P	2022Q1	5	13,064.00	\$9,216	\$0.71	\$1.69
		2022Q2	4	7,185.00	\$41,925	\$5.84	\$6.34
		2022Q3	1	22.00	\$440	\$20.00	\$260.00
		2022Q4	1	1,370.00	\$9,590	\$7.00	\$5.40
			11	21,641.00	\$61,171	\$2.83	\$3.73
	PLANT PIT SOIL / CY						
	804014P	2022Q4	1	4.00	\$200	\$50.00	\$208.33
			1	4.00	\$200	\$50.00	\$208.33
	BORROW TOPSOIL / CY						
	804015P	2022Q1	5	2,830.00	\$8,255	\$2.92	\$19.83
		2022Q2	5	1,248.00	\$63,090	\$50.55	\$49.84
		2022Q3	2	32.00	\$3,350	\$104.69	\$302.34
			12	4,110.00	\$74,695	\$18.17	\$31.14
	TURF REPAIR STRIP / LF						
	805003M	2022Q1	5	16,000.00	\$14,100	\$0.88	\$3.33

(item continued)

WEIGHTED AVERAGE ITEM PRICE REPORT  
BY REGION, ITEM, AND QUARTER

REGION	ITEM	CALENDAR QUARTER	NUMBER OF OCCUR'S	TOTAL QUANTITY	TOTAL DOLLARS	AVERAGE AWARDED PRICE	AVERAGE OF LOW 3 BIDDERS
S	TURF REPAIR STRIP / LF						
	805003M	2022Q2	4	5,558.00	\$149,887	\$26.97	\$63.48
		2022Q3	2	8,552.00	\$102,288	\$11.96	\$15.16
		2022Q4	2	6,085.00	\$251,568	\$41.34	\$41.34
			13	36,195.00	\$517,843	\$14.31	\$21.75
	STABILIZED TURF / SY						
	805005M	2022Q2	1	199.00	\$21,038	\$105.72	\$105.72
		2022Q3	2	1,990.00	\$95,745	\$48.11	\$56.56
		2022Q4	2	342.00	\$42,531	\$124.36	\$124.36
			5	2,531.00	\$159,314	\$62.95	\$69.58
	FERTILIZING AND SEEDING, TYPE A / SY						
	806003P	2022Q1	2	10,000.00	\$100	\$0.01	\$0.01
			2	10,000.00	\$100	\$0.01	\$0.01
	FERTILIZING AND SEEDING, TYPE A-3 / SY						
	806006P	2022Q1	3	3,064.00	\$1,151	\$0.38	\$1.00
		2022Q2	4	7,271.00	\$10,306	\$1.42	\$2.09
			7	10,335.00	\$11,457	\$1.11	\$1.76
	FERTILIZING AND SEEDING, TYPE F / SY						
	806018P	2022Q2	3	335.00	\$309	\$0.92	\$2.51
		2022Q3	1	2.00	\$20	\$10.00	\$255.00
		2022Q4	1	137.00	\$685	\$5.00	\$8.33
			5	474.00	\$1,014	\$2.14	\$5.26
	FERTILIZING AND SEEDING, TYPE PINELANDS / SY						
	806027P	2022Q2	2	95.00	\$325	\$3.42	\$10.21

(item continued)



WEIGHTED AVERAGE ITEM PRICE REPORT  
BY REGION, ITEM, AND QUARTER

REGION	ITEM	CALENDAR QUARTER	NUMBER OF OCCUR'S	TOTAL QUANTITY	TOTAL DOLLARS	AVERAGE AWARDED PRICE	AVERAGE OF LOW 3 BIDDERS
S	FERTILIZING AND SEEDING, TYPE PINELANDS / SY						
	806027P	2022Q4	1	1,370.00	\$5,480	\$4.00	\$2.88
			3	1,465.00	\$5,805	\$3.96	\$3.36
	FERTILIZING AND SEEDING, LOW MAINTENANCE / SY						
	806033P	2022Q2	1	157.00	\$785	\$5.00	\$5.33
		2022Q3	1	22.00	\$220	\$10.00	\$55.00
			2	179.00	\$1,005	\$5.61	\$11.44
	TOPSOIL STABILIZATION, TYPE 1 MAT / SY						
	807003M	2022Q2	1	10.00	\$40	\$4.00	\$7.17
			1	10.00	\$40	\$4.00	\$7.17
	TOPSOIL STABILIZATION, TYPE 2 MAT / SY						
	807006M	2022Q3	1	24.00	\$600	\$25.00	\$62.50
			1	24.00	\$600	\$25.00	\$62.50
	STRAW MULCHING / SY						
	809003M	2022Q1	5	13,064.00	\$340	\$0.03	\$0.33
		2022Q2	3	6,772.00	\$5,789	\$0.85	\$1.11
			8	19,836.00	\$6,129	\$0.31	\$0.60
	FIBER MULCHING / SY						
	809006M	2022Q2	2	731.00	\$3,205	\$4.38	\$7.10
		2022Q4	1	1,507.00	\$15	\$0.01	\$0.92
			3	2,238.00	\$3,220	\$1.44	\$2.94

WEIGHTED AVERAGE ITEM PRICE REPORT  
 BY REGION, ITEM, AND QUARTER

REGION	ITEM	CALENDAR QUARTER	NUMBER OF OCCUR'S	TOTAL QUANTITY	TOTAL DOLLARS	AVERAGE AWARDED PRICE	AVERAGE OF LOW 3 BIDDERS
S	WOOD MULCHING / SY						
	809018M	2022Q4	1	11.00	\$330	\$30.00	\$45.00
			1	11.00	\$330	\$30.00	\$45.00
-----							
	SMALL DECIDUOUS TREE, 7-8' HIGH, B&B / U						
	811031M	2022Q4	1	11.00	\$8,250	\$750.00	\$633.33
			1	11.00	\$8,250	\$750.00	\$633.33
-----							
	PLANT ESTABLISHMENT PERIOD / LS						
	811138M	2022Q4	1	1.00	\$5,000	\$5,000.00	\$13,166.67
			1	1.00	\$5,000	\$5,000.00	\$13,166.67
-----							
	WATERING / MG						
	811165M	2022Q4	1	1.00	\$500	\$500.00	\$516.67
			1	1.00	\$500	\$500.00	\$516.67
-----							
	MISCELLANEOUS CONCRETE / CY						
	903006M	2022Q1	1	20.00	\$5,000	\$250.00	\$500.00
			1	20.00	\$5,000	\$250.00	\$500.00
-----							
	INSPECTION OF UNITS / U						
	MMA001M	2022Q1	1	15.00	\$15,000	\$1,000.00	\$1,000.00
			1	15.00	\$15,000	\$1,000.00	\$1,000.00
-----							
	FORCE ACCOUNT LABOR, EQUIPMENT & MATERIA / DOLL						
	MMB091M	2022Q1	1	80,000.00	\$80,000	\$1.00	\$1.00
			1	80,000.00	\$80,000	\$1.00	\$1.00
-----							

WEIGHTED AVERAGE ITEM PRICE REPORT  
BY REGION, ITEM, AND QUARTER

REGION	ITEM	CALENDAR QUARTER	NUMBER OF OCCUR'S	TOTAL QUANTITY	TOTAL DOLLARS	AVERAGE AWARDED PRICE	AVERAGE OF LOW 3 BIDDERS
S	CREW COORDINATOR / HOUR						
	MMB092M	2022Q4	1	50.00	\$7,000	\$140.00	\$140.00
			1	50.00	\$7,000	\$140.00	\$140.00
	LANE CLOSURES / HOUR						
	MMB172M	2022Q4	1	2,500.00	\$25	\$0.01	\$0.34
			1	2,500.00	\$25	\$0.01	\$0.34
	SOLID WASTE DISPOSAL / DOLL						
	MMB173M	2022Q4	1	2,000.00	\$2,000	\$1.00	\$1.00
			1	2,000.00	\$2,000	\$1.00	\$1.00
	REPAIR CATEGORY "A" / HOUR						
	MMB181M	2022Q1	1	120.00	\$156,000	\$1,300.00	\$1,266.67
			1	120.00	\$156,000	\$1,300.00	\$1,266.67
	LABOR CREW / HOUR						
	MMB186M	2022Q4	2	5,000.00	\$2,352,150	\$470.43	\$558.64
			2	5,000.00	\$2,352,150	\$470.43	\$558.64
	RETROFIT COVER PLATE FOR INLET CURB PIEC / U						
	MMD042M	2022Q1	3	34.00	\$7,000	\$205.88	\$400.24
			3	34.00	\$7,000	\$205.88	\$400.24
	RADAR DETECTION SYSTEM, 1 RADAR / U						
	MME143M	2022Q1	1	1.00	\$10,500	\$10,500.00	\$9,953.33
			1	1.00	\$10,500	\$10,500.00	\$9,953.33

WEIGHTED AVERAGE ITEM PRICE REPORT  
BY REGION, ITEM, AND QUARTER

REGION	ITEM	CALENDAR QUARTER	NUMBER OF OCCUR'S	TOTAL QUANTITY	TOTAL DOLLARS	AVERAGE AWARDED PRICE	AVERAGE OF LOW 3 BIDDERS
S	RADAR DETECTION SYSTEM, 2 RADAR / U						
	MME144M	2022Q1	3	13.00	\$252,000	\$19,384.62	\$19,434.21
			3	13.00	\$252,000	\$19,384.62	\$19,434.21
	RADAR DETECTION SYSTEM, 3 RADAR / U						
	MME145M	2022Q1	1	1.00	\$30,000	\$30,000.00	\$30,000.00
			1	1.00	\$30,000	\$30,000.00	\$30,000.00
	TRAFFIC CONTROL TRUCK WITH MOUNTED CRASH / DAY						
	MMG008M	2022Q1	2	1,000.00	\$10,000	\$10.00	\$6.25
			2	1,000.00	\$10,000	\$10.00	\$6.25
	TELEPHONE SERVICE / DOLL						
	MMG010M	2022Q1	1	1,000.00	\$1,000	\$1.00	\$1.00
		2022Q4	1	2,000.00	\$2,000	\$1.00	\$1.00
			2	3,000.00	\$3,000	\$1.00	\$1.00
	FIELD OFFICE EQUIPMENT / DOLL						
	MMG018M	2022Q1	2	1,500.00	\$1,500	\$1.00	\$1.00
			2	1,500.00	\$1,500	\$1.00	\$1.00
	OVERTIME DIFFERENTIAL (OD) / DOLL						
	MMG025M	2022Q4	1	75,000.00	\$75,000	\$1.00	\$1.00
			1	75,000.00	\$75,000	\$1.00	\$1.00
	DISPOSAL OF REGULATED MATERIAL / DOLL						
	MMG027M	2022Q4	1	2,000.00	\$2,000	\$1.00	\$1.00
			1	2,000.00	\$2,000	\$1.00	\$1.00

WEIGHTED AVERAGE ITEM PRICE REPORT  
 BY REGION, ITEM, AND QUARTER

REGION	ITEM	CALENDAR QUARTER	NUMBER OF OCCUR'S	TOTAL QUANTITY	TOTAL DOLLARS	AVERAGE AWARDED PRICE	AVERAGE OF LOW 3 BIDDERS
S	STEEL POST FOR END TREATMENT / U						
	MMG030M	2022Q1	1	65.00	\$29,250	\$450.00	\$358.67
			1	65.00	\$29,250	\$450.00	\$358.67
	ATTACHMENT TO STRUCTURE / LF						
	MMG032M	2022Q1	2	25.00	\$1,015	\$40.60	\$110.40
			2	25.00	\$1,015	\$40.60	\$110.40
	ATTACHMENT TO STRUCTURE / U						
	MMG033M	2022Q1	1	10.00	\$10	\$1.00	\$70.67
			1	10.00	\$10	\$1.00	\$70.67
	RIPRAP STONE SLOPE PROTECTION / T						
	MMG036M	2022Q1	2	100.00	\$1	\$0.01	\$0.01
			2	100.00	\$1	\$0.01	\$0.01
	DISPOSAL OF REGULATED MATERIAL HAZARDOUS / DOLL						
	MMG064M	2022Q4	1	3,000.00	\$3,000	\$1.00	\$1.00
			1	3,000.00	\$3,000	\$1.00	\$1.00
	ADJUSTMENT FACTOR / PCT						
	MMG095M	2022Q2	1	6,500,000.00	\$5,508,100	\$0.85	\$0.87
			1	6,500,000.00	\$5,508,100	\$0.85	\$0.87
	CONSTRUCTION LAYOUT / DAY						
	MMR001M	2022Q1	2	40.00	\$1,500	\$37.50	\$19.25
			2	40.00	\$1,500	\$37.50	\$19.25

WEIGHTED AVERAGE ITEM PRICE REPORT  
BY REGION, ITEM, AND QUARTER

REGION	ITEM	CALENDAR QUARTER	NUMBER OF OCCUR'S	TOTAL QUANTITY	TOTAL DOLLARS	AVERAGE AWARDED PRICE	AVERAGE OF LOW 3 BIDDERS
S	SPECIAL MOBILIZATION / U						
	MMR005M	2022Q1	1	10.00	\$20,000	\$2,000.00	\$2,000.00
			1	10.00	\$20,000	\$2,000.00	\$2,000.00
	EMERGENCY MOBILIZATION / U						
	MMR006M	2022Q1	4	51.00	\$245,000	\$4,803.92	\$4,761.03
			4	51.00	\$245,000	\$4,803.92	\$4,761.03
	ATTACHMENT TO STRUCTURE, TYPE A / U						
	MMR047M	2022Q1	1	5.00	\$13,500	\$2,700.00	\$2,483.33
			1	5.00	\$13,500	\$2,700.00	\$2,483.33
	ATTACHMENT TO STRUCTURE, TYPE B / U						
	MMR048M	2022Q1	1	5.00	\$400	\$80.00	\$743.33
			1	5.00	\$400	\$80.00	\$743.33
	BUFFER END PIECES FOR END TREATMENTS / U						
	MMR055M	2022Q1	1	20.00	\$20	\$1.00	\$67.00
			1	20.00	\$20	\$1.00	\$67.00
	WOODEN POSTS FOR END TREATMENTS / U						
	MMR056M	2022Q1	1	25.00	\$2,500	\$100.00	\$125.00
			1	25.00	\$2,500	\$100.00	\$125.00
	RAIL ELEMENTS FOR END TREATMENTS / U						
	MMR057M	2022Q1	1	55.00	\$88,000	\$1,600.00	\$850.00
			1	55.00	\$88,000	\$1,600.00	\$850.00

WEIGHTED AVERAGE ITEM PRICE REPORT  
BY REGION, ITEM, AND QUARTER

REGION	ITEM	CALENDAR QUARTER	NUMBER OF OCCUR'S	TOTAL QUANTITY	TOTAL DOLLARS	AVERAGE AWARDED PRICE	AVERAGE OF LOW 3 BIDDERS
S	REFLECTIVE SHEETING FOR END TREATMENTS / SF						
	MMR058M	2022Q1	1	50.00	\$50	\$1.00	\$2.33
			1	50.00	\$50	\$1.00	\$2.33
	FLASHING ARROW BOARD, 4' X 8' / DAY						
	MMR060M	2022Q1	2	200.00	\$200	\$1.00	\$0.51
			2	200.00	\$200	\$1.00	\$0.51
	PORTABLE VARIABLE MESSAGE SIGN / DAY						
	MMR061M	2022Q1	2	280.00	\$336,000	\$1,200.00	\$1,150.00
			2	280.00	\$336,000	\$1,200.00	\$1,150.00
	NON-VEGETATIVE SURFACE, POLYESTER MATTIN / SY						
	MMR073M	2022Q1	1	10.00	\$200	\$20.00	\$40.33
			1	10.00	\$200	\$20.00	\$40.33
	GUIDE RAIL EXTRUDERS / U						
	MMR076M	2022Q1	1	15.00	\$11,250	\$750.00	\$1,016.67
			1	15.00	\$11,250	\$750.00	\$1,016.67
	MOBILIZATION OF MILL & HMA PAVING EQUIP. / U						
	MMR077M	2022Q1	2	50.00	\$750,000	\$15,000.00	\$15,000.00
			2	50.00	\$750,000	\$15,000.00	\$15,000.00
	MICROMILLING / SY						
	MMR087M	2022Q1	2	2,000.00	\$5,000	\$2.50	\$3.25
			2	2,000.00	\$5,000	\$2.50	\$3.25

WEIGHTED AVERAGE ITEM PRICE REPORT  
 BY REGION, ITEM, AND QUARTER

REGION	ITEM	CALENDAR QUARTER	NUMBER OF OCCUR'S	TOTAL QUANTITY	TOTAL DOLLARS	AVERAGE AWARDED PRICE	AVERAGE OF LOW 3 BIDDERS
S	CONCRETE WASHOUT SYSTEM / U						
	MMR091M	2022Q1	2	4.00	\$80,000	\$20,000.00	\$11,250.00
			2	4.00	\$80,000	\$20,000.00	\$11,250.00
	REGRADE BERM / SY						
	MMR096M	2022Q1	2	424.00	\$3,210	\$7.57	\$7.79
			2	424.00	\$3,210	\$7.57	\$7.79
	VOID REDUCING ASPHALT MEMBRANE / LF						
	MMR113M	2022Q1	1	15,840.00	\$158,400	\$10.00	\$9.25
			1	15,840.00	\$158,400	\$10.00	\$9.25
	ASPHALT COLD PATCH / LB						
	MMR115M	2022Q1	1	300.00	\$3,000	\$10.00	\$13.67
			1	300.00	\$3,000	\$10.00	\$13.67



WEIGHTED AVERAGE ITEM PRICE REPORT  
BY REGION, ITEM, AND QUARTER

REGION	ITEM	CALENDAR QUARTER	NUMBER OF OCCUR'S	TOTAL QUANTITY	TOTAL DOLLARS	AVERAGE AWARDED PRICE	AVERAGE OF LOW 3 BIDDERS
STATEWID	FORCE ACCOUNT / DOLL						
	109006M	2022Q1	5	6,636,300.00	\$6,636,300	\$1.00	\$1.00
			5	6,636,300.00	\$6,636,300	\$1.00	\$1.00
-----							
	PERFORMANCE BOND AND PAYMENT BOND / DOLL						
	151006M	2022Q1	5	30,003.00	\$110,300	\$3.68	\$2.55
		2022Q2	3	3.00	\$92,000	\$30,666.67	\$26,500.11
			8	30,006.00	\$202,300	\$6.74	\$5.20
-----							
	RAILROAD PROTECTIVE LIABILITY INSURANCE / DOLL						
	152012P	2022Q2	1	1.00	\$6,000	\$6,000.00	\$5,666.67
			1	1.00	\$6,000	\$6,000.00	\$5,666.67
-----							
	POLLUTION LIABILITY INSURANCE / DOLL						
	152015P	2022Q1	5	10,004.00	\$42,553	\$4.25	\$2.18
		2022Q2	3	3.00	\$15,001	\$5,000.33	\$5,111.45
			8	10,007.00	\$57,554	\$5.75	\$3.72
-----							
	MOBILIZATION / LS						
	154003P	2022Q2	1	1.00	\$270,000	\$270,000	\$260,000
			1	1.00	\$270,000	\$270,000	\$260,000
-----							
	FIELD OFFICE TYPE B SET UP / U						
	155006M	2022Q1	3	3.00	\$21,500	\$7,166.67	\$12,821.17
		2022Q2	1	1.00	\$30,000	\$30,000.00	\$30,000.00
			4	4.00	\$51,500	\$12,875.00	\$17,115.88
-----							

WEIGHTED AVERAGE ITEM PRICE REPORT  
BY REGION, ITEM, AND QUARTER

REGION	ITEM	CALENDAR QUARTER	NUMBER OF OCCUR'S	TOTAL QUANTITY	TOTAL DOLLARS	AVERAGE AWARDED PRICE	AVERAGE OF LOW 3 BIDDERS
STATEWID	FIELD OFFICE TYPE C SET UP / U						
	155009M	2022Q2	2	2.00	\$70,000	\$35,000.00	\$33,604.00
			2	2.00	\$70,000	\$35,000.00	\$33,604.00
	FIELD OFFICE TYPE B MAINTENANCE / MO						
	155024M	2022Q1	3	36.00	\$102,000	\$2,833.33	\$3,000.00
		2022Q2	1	12.00	\$30,000	\$2,500.00	\$2,866.67
			4	48.00	\$132,000	\$2,750.00	\$2,966.67
	FIELD OFFICE TYPE C MAINTENANCE / MO						
	155027M	2022Q2	2	30.00	\$82,500	\$2,750.00	\$2,750.00
			2	30.00	\$82,500	\$2,750.00	\$2,750.00
	CONSTRUCTION LAYOUT / DOLL						
	157004M	2022Q2	1	1.00	\$50,000	\$50,000.00	\$28,333.33
			1	1.00	\$50,000	\$50,000.00	\$28,333.33
	SILT FENCE / LF						
	158006M	2022Q1	1	1,000.00	\$10	\$0.01	\$0.19
			1	1,000.00	\$10	\$0.01	\$0.19
	HEAVY DUTY SILT FENCE, BLACK / LF						
	158012M	2022Q2	1	700.00	\$4,200	\$6.00	\$8.00
			1	700.00	\$4,200	\$6.00	\$8.00
	INLET FILTER TYPE 1 / SF						
	158027M	2022Q2	1	105.00	\$2,625	\$25.00	\$31.67
			1	105.00	\$2,625	\$25.00	\$31.67

WEIGHTED AVERAGE ITEM PRICE REPORT  
 BY REGION, ITEM, AND QUARTER

REGION	ITEM	CALENDAR QUARTER	NUMBER OF OCCUR'S	TOTAL QUANTITY	TOTAL DOLLARS	AVERAGE AWARDED PRICE	AVERAGE OF LOW 3 BIDDERS
STATEWID	INLET FILTER TYPE 2, 2' X 4' / U						
	158030M	2022Q2	1	2.00	\$90	\$45.00	\$96.67
			1	2.00	\$90	\$45.00	\$96.67
	INLET FILTER TYPE 2, 4' X 4' / U						
	158033M	2022Q2	1	4.00	\$400	\$100.00	\$150.00
			1	4.00	\$400	\$100.00	\$150.00
	CONCRETE WASHOUT SYSTEM / LS						
	158063P	2022Q2	1	1.00	\$500	\$500.00	\$1,833.33
			1	1.00	\$500	\$500.00	\$1,833.33
	ABSORBENT BOOM / LF						
	158066M	2022Q2	2	400.00	\$202	\$0.51	\$0.67
			2	400.00	\$202	\$0.51	\$0.67
	OIL ONLY EMERGENCY SPILL KIT, TYPE 1 / U						
	158072M	2022Q1	1	3.00	\$300	\$100.00	\$366.67
		2022Q2	1	2.00	\$1,500	\$750.00	\$916.67
			2	5.00	\$1,800	\$360.00	\$586.67
	BREAKAWAY BARRICADE / U						
	159003M	2022Q1	1	120.00	\$120	\$1.00	\$0.67
		2022Q2	2	160.00	\$81	\$0.51	\$0.67
			3	280.00	\$201	\$0.72	\$0.67

WEIGHTED AVERAGE ITEM PRICE REPORT  
 BY REGION, ITEM, AND QUARTER

REGION	ITEM	CALENDAR QUARTER	NUMBER OF OCCUR'S	TOTAL QUANTITY	TOTAL DOLLARS	AVERAGE AWARDED PRICE	AVERAGE OF LOW 3 BIDDERS
-----	-----	-----	-----	-----	-----	-----	-----
STATEWID	DRUM / U						
	159006M	2022Q1	1	120.00	\$120	\$1.00	\$0.67
		2022Q2	2	650.00	\$328	\$0.51	\$0.67
			-----	-----	-----	-----	-----
			3	770.00	\$448	\$0.58	\$0.67
-----							
	TRAFFIC CONE / U						
	159009M	2022Q1	1	700.00	\$700	\$1.00	\$0.67
		2022Q2	2	1,300.00	\$657	\$0.51	\$0.67
			-----	-----	-----	-----	-----
			3	2,000.00	\$1,357	\$0.68	\$0.67
-----							
	CONSTRUCTION SIGNS / SF						
	159012M	2022Q1	1	480.00	\$7,440	\$15.50	\$9.84
		2022Q2	2	1,200.00	\$606	\$0.51	\$1.84
			-----	-----	-----	-----	-----
			3	1,680.00	\$8,046	\$4.79	\$4.12
-----							
	PORTABLE VARIABLE MESSAGE SIGN W/REMOTE / U						
	159029M	2022Q2	1	10.00	\$2,000	\$200.00	\$2,067.00
			-----	-----	-----	-----	-----
			1	10.00	\$2,000	\$200.00	\$2,067.00
-----							
	TRAFFIC CONTROL TRUCK WITH MOUNTED CRASH / U						
	159108M	2022Q2	1	10.00	\$5,000	\$500.00	\$500.33
			-----	-----	-----	-----	-----
			1	10.00	\$5,000	\$500.00	\$500.33
-----							
	TRAFFIC DIRECTOR, FLAGGER / HOUR						
	159141M	2022Q1	2	2,500.00	\$190,500	\$76.20	\$81.73
		2022Q2	3	3,500.00	\$16,515	\$4.72	\$36.81
			-----	-----	-----	-----	-----
			5	6,000.00	\$207,015	\$34.50	\$55.53
-----							

WEIGHTED AVERAGE ITEM PRICE REPORT  
BY REGION, ITEM, AND QUARTER

REGION	ITEM	CALENDAR QUARTER	NUMBER OF OCCUR'S	TOTAL QUANTITY	TOTAL DOLLARS	AVERAGE AWARDED PRICE	AVERAGE OF LOW 3 BIDDERS
STATEWID	TRAFFIC STRIPES, LATEX, 4" / LF						
	159300M	2022Q1	1	10,000.00	\$3,700	\$0.37	\$0.29
			1	10,000.00	\$3,700	\$0.37	\$0.29
	TRAFFIC STRIPES, LATEX, 6" / LF						
	159301M	2022Q1	1	10,000.00	\$4,200	\$0.42	\$0.36
			1	10,000.00	\$4,200	\$0.42	\$0.36
	TRAFFIC STRIPES, LATEX, 8" / LF						
	159302M	2022Q1	1	5,000.00	\$2,350	\$0.47	\$1.08
			1	5,000.00	\$2,350	\$0.47	\$1.08
	TRAFFIC MARKINGS LINES, LATEX, 4" / LF						
	159310M	2022Q1	1	1,000.00	\$1,050	\$1.05	\$1.09
			1	1,000.00	\$1,050	\$1.05	\$1.09
	TRAFFIC MARKINGS LINES, LATEX, 8" / LF						
	159312M	2022Q1	1	1,000.00	\$1,570	\$1.57	\$1.29
			1	1,000.00	\$1,570	\$1.57	\$1.29
	TRAFFIC MARKINGS LINES, LATEX, 24" / LF						
	159314M	2022Q1	1	1,000.00	\$3,150	\$3.15	\$1.97
			1	1,000.00	\$3,150	\$3.15	\$1.97
	TRAFFIC MARKINGS SYMBOLS, LATEX / SF						
	159320M	2022Q1	1	500.00	\$2,100	\$4.20	\$2.69
			1	500.00	\$2,100	\$4.20	\$2.69

WEIGHTED AVERAGE ITEM PRICE REPORT  
BY REGION, ITEM, AND QUARTER

REGION	ITEM	CALENDAR QUARTER	NUMBER OF OCCUR'S	TOTAL QUANTITY	TOTAL DOLLARS	AVERAGE AWARDED PRICE	AVERAGE OF LOW 3 BIDDERS
STATEWID	FUEL PRICE ADJUSTMENT / DOLL						
	160004M	2022Q1	1	30,000.00	\$30,000	\$1.00	\$1.00
		2022Q2	1	10,000.00	\$10,000	\$1.00	\$1.00
			2	40,000.00	\$40,000	\$1.00	\$1.00
	-----						
	ASPHALT PRICE ADJUSTMENT / DOLL						
	160007M	2022Q1	1	200,000.00	\$200,000	\$1.00	\$1.00
		2022Q2	1	10,000.00	\$10,000	\$1.00	\$1.00
			2	210,000.00	\$210,000	\$1.00	\$1.00
	-----						
	FINAL CLEANUP / LS						
	161003P	2022Q2	1	1.00	\$5,000	\$5,000.00	\$5,833.33
			1	1.00	\$5,000	\$5,000.00	\$5,833.33
	-----						
	CLEARING SITE / LS						
	201003P	2022Q2	1	1.00	\$25,000	\$25,000.00	\$38,000.00
			1	1.00	\$25,000	\$25,000.00	\$38,000.00
	-----						
	EXCAVATION, UNCLASSIFIED / CY						
	202009P	2022Q1	1	2,500.00	\$25,000	\$10.00	\$21.67
		2022Q2	2	3,000.00	\$274,500	\$91.50	\$72.33
			3	5,500.00	\$299,500	\$54.45	\$49.30
	-----						
	REMOVAL OF PAVEMENT / SY						
	202021P	2022Q2	1	77.00	\$5,005	\$65.00	\$73.00
			1	77.00	\$5,005	\$65.00	\$73.00
	-----						

WEIGHTED AVERAGE ITEM PRICE REPORT  
BY REGION, ITEM, AND QUARTER

REGION	ITEM	CALENDAR QUARTER	NUMBER OF OCCUR'S	TOTAL QUANTITY	TOTAL DOLLARS	AVERAGE AWARDED PRICE	AVERAGE OF LOW 3 BIDDERS
STATEWID	DISPOSAL OF REGULATED MATERIAL / T						
	202024M	2022Q1	1	100.00	\$5,000	\$50.00	\$48.33
			1	100.00	\$5,000	\$50.00	\$48.33
-----							
	I-5 SOIL AGGREGATE / CY						
	203005P	2022Q1	1	500.00	\$500	\$1.00	\$8.67
			1	500.00	\$500	\$1.00	\$8.67
-----							
	I-7 SOIL AGGREGATE / CY						
	203006P	2022Q1	1	500.00	\$10,000	\$20.00	\$15.00
			1	500.00	\$10,000	\$20.00	\$15.00
-----							
	GEOTEXTILE / SY						
	203040M	2022Q1	1	1,000.00	\$2,000	\$2.00	\$1.51
			1	1,000.00	\$2,000	\$2.00	\$1.51
-----							
	DENSE-GRADED AGGREGATE BASE COURSE, 6" T / SY						
	302036P	2022Q2	1	77.00	\$2,156	\$28.00	\$39.33
			1	77.00	\$2,156	\$28.00	\$39.33
-----							
	DENSE-GRADED AGGREGATE BASE COURSE, VARI / CY						
	302051P	2022Q1	1	700.00	\$52,500	\$75.00	\$60.00
			1	700.00	\$52,500	\$75.00	\$60.00
-----							
	COARSE AGGREGATE, SIZE NO. 57 / CY						
	302060P	2022Q1	1	1,000.00	\$1,000	\$1.00	\$8.67
			1	1,000.00	\$1,000	\$1.00	\$8.67
-----							

WEIGHTED AVERAGE ITEM PRICE REPORT  
BY REGION, ITEM, AND QUARTER

REGION	ITEM	CALENDAR QUARTER	NUMBER OF OCCUR'S	TOTAL QUANTITY	TOTAL DOLLARS	AVERAGE AWARDED PRICE	AVERAGE OF LOW 3 BIDDERS
STATEWID	HMA MILLING, 3" OR LESS / SY						
	401009P	2022Q1	1	300,000.00	\$285,000	\$0.95	\$1.65
		2022Q2	1	344.00	\$13,072	\$38.00	\$37.33
			2	300,344.00	\$298,072	\$0.99	\$1.69
	HMA MILLING, MORE THAN 3" TO 6" / SY						
	401012P	2022Q1	1	30,000.00	\$3,000	\$0.10	\$0.04
			1	30,000.00	\$3,000	\$0.10	\$0.04
	CONCRETE MILLING / SY						
	401015P	2022Q1	1	2,500.00	\$2,500	\$1.00	\$1.17
			1	2,500.00	\$2,500	\$1.00	\$1.17
	SEALING OF CRACKS IN HOT MIX ASPHALT SUR / LF						
	401024M	2022Q1	1	10,000.00	\$20,000	\$2.00	\$1.92
			1	10,000.00	\$20,000	\$2.00	\$1.92
	POLYMERIZED JOINT ADHESIVE / LF						
	401027M	2022Q1	1	10,000.00	\$50,000	\$5.00	\$1.80
			1	10,000.00	\$50,000	\$5.00	\$1.80
	TACK COAT / GAL						
	401030M	2022Q1	1	30,000.00	\$300	\$0.01	\$0.01
			1	30,000.00	\$300	\$0.01	\$0.01
	HOT MIX ASPHALT 9.5 L 64 SURFACE COURSE / T						
	401039M	2022Q2	1	80.00	\$34,000	\$425.00	\$406.67
			1	80.00	\$34,000	\$425.00	\$406.67



WEIGHTED AVERAGE ITEM PRICE REPORT  
BY REGION, ITEM, AND QUARTER

REGION	ITEM	CALENDAR QUARTER	NUMBER OF OCCUR'S	TOTAL QUANTITY	TOTAL DOLLARS	AVERAGE AWARDED PRICE	AVERAGE OF LOW 3 BIDDERS
STATEWID	HOT MIX ASPHALT 9.5 M 64 SURFACE COURSE / T						
	401042M	2022Q1	1	17,000.00	\$2,282,250	\$134.25	\$128.42
			1	17,000.00	\$2,282,250	\$134.25	\$128.42
-----							
	HOT MIX ASPHALT 12.5 M 64 SURFACE COURSE / T						
	401054M	2022Q1	1	5,000.00	\$671,250	\$134.25	\$128.25
		2022Q2	1	15.00	\$6,750	\$450.00	\$368.33
			2	5,015.00	\$678,000	\$135.19	\$128.97
-----							
	HOT MIX ASPHALT 19 M 64 INTERMEDIATE COU / T						
	401084M	2022Q1	1	1,000.00	\$116,160	\$116.16	\$85.39
			1	1,000.00	\$116,160	\$116.16	\$85.39
-----							
	HOT MIX ASPHALT 25 M 64 BASE COURSE / T						
	401099M	2022Q1	1	1,400.00	\$181,524	\$129.66	\$121.55
		2022Q2	1	27.00	\$11,475	\$425.00	\$570.00
			2	1,427.00	\$192,999	\$135.25	\$130.04
-----							
	CORE SAMPLES, HOT MIX ASPHALT / U						
	401108M	2022Q1	1	250.00	\$250	\$1.00	\$37.00
			1	250.00	\$250	\$1.00	\$37.00
-----							
	STONE MATRIX ASPHALT 12.5 MM SURFACE COU / T						
	404006M	2022Q2	1	40.00	\$18,000	\$450.00	\$636.67
			1	40.00	\$18,000	\$450.00	\$636.67
-----							

WEIGHTED AVERAGE ITEM PRICE REPORT  
BY REGION, ITEM, AND QUARTER

REGION	ITEM	CALENDAR QUARTER	NUMBER OF OCCUR'S	TOTAL QUANTITY	TOTAL DOLLARS	AVERAGE AWARDED PRICE	AVERAGE OF LOW 3 BIDDERS
STATEWID	FOG SEAL STRIP / LF						
	422004M	2022Q1	1	2,500.00	\$5,250	\$2.10	\$1.05
			1	2,500.00	\$5,250	\$2.10	\$1.05
-----							
	FULL DEPTH CONCRETE PAVEMENT REPAIR, HMA / SY						
	453006M	2022Q1	1	500.00	\$50,000	\$100.00	\$193.33
			1	500.00	\$50,000	\$100.00	\$193.33
-----							
	EPOXY WATERPROOFING / SY						
	504036P	2022Q2	1	425.00	\$22,100	\$52.00	\$49.00
			1	425.00	\$22,100	\$52.00	\$49.00
-----							
	MEMBRANE WATERPROOFING / SY						
	504038P	2022Q2	1	550.00	\$9,350	\$17.00	\$19.00
			1	550.00	\$9,350	\$17.00	\$19.00
-----							
	LUBRICATE BEARING / U						
	506013P	2022Q2	1	26.00	\$676	\$26.00	\$35.33
			1	26.00	\$676	\$26.00	\$35.33
-----							
	CONCRETE BRIDGE APPROACH / CY						
	507051P	2022Q2	1	49.00	\$85,750	\$1,750.00	\$1,316.67
			1	49.00	\$85,750	\$1,750.00	\$1,316.67
-----							
	CLEAN EXISTING SCUPPERS AND PIPES / U						
	508005M	2022Q2	1	14.00	\$2,310	\$165.00	\$171.67
			1	14.00	\$2,310	\$165.00	\$171.67
-----							

WEIGHTED AVERAGE ITEM PRICE REPORT  
BY REGION, ITEM, AND QUARTER

REGION	ITEM	CALENDAR QUARTER	NUMBER OF OCCUR'S	TOTAL QUANTITY	TOTAL DOLLARS	AVERAGE AWARDED PRICE	AVERAGE OF LOW 3 BIDDERS
STATEWID	CHAIN-LINK FENCE, TYPE III, ALUMINUM / LF						
	509107P	2022Q2	1	1,019.00	\$112,090	\$110.00	\$127.33
			1	1,019.00	\$112,090	\$110.00	\$127.33
	TIMBER STRUCTURE / LS						
	510003P	2022Q2	1	1.00	\$75,000	\$75,000.00	\$61,333.33
			1	1.00	\$75,000	\$75,000.00	\$61,333.33
	REPAIR OF STONE WALL / SF						
	513028P	2022Q2	1	1,597.00	\$55,895	\$35.00	\$48.50
			1	1,597.00	\$55,895	\$35.00	\$48.50
	CONCRETE DECK REPAIR, TYPE B / SF						
	551006M	2022Q2	1	7,147.00	\$428,820	\$60.00	\$77.67
			1	7,147.00	\$428,820	\$60.00	\$77.67
	CONCRETE DECK REPAIR, TYPE C / SF						
	551009M	2022Q2	1	590.00	\$97,350	\$165.00	\$148.00
			1	590.00	\$97,350	\$165.00	\$148.00
	SUBSTRUCTURE CONCRETE REPAIR / SF						
	555003M	2022Q2	1	300.00	\$97,500	\$325.00	\$277.67
			1	300.00	\$97,500	\$325.00	\$277.67
	VIDEO INSPECTION OF PIPE / LF						
	601664M	2022Q2	2	760,000.00	\$4,316,500	\$5.68	\$6.34
			2	760,000.00	\$4,316,500	\$5.68	\$6.34

WEIGHTED AVERAGE ITEM PRICE REPORT  
 BY REGION, ITEM, AND QUARTER

REGION	ITEM	CALENDAR QUARTER	NUMBER OF OCCUR'S	TOTAL QUANTITY	TOTAL DOLLARS	AVERAGE AWARDED PRICE	AVERAGE OF LOW 3 BIDDERS
STATEWID	STORM DRAIN MARKER / U						
	602031M	2022Q1	1	25.00	\$1,875	\$75.00	\$43.34
			1	25.00	\$1,875	\$75.00	\$43.34
	RESET EXISTING CASTING / U						
	602099M	2022Q1	1	25.00	\$13,750	\$550.00	\$566.67
			1	25.00	\$13,750	\$550.00	\$566.67
	RECONSTRUCTED INLET, TYPE A, USING EXIST / U						
	602120M	2022Q1	1	10.00	\$3,500	\$350.00	\$520.00
			1	10.00	\$3,500	\$350.00	\$520.00
	RECONSTRUCTED INLET, TYPE B, USING EXIST / U						
	602123M	2022Q1	1	10.00	\$3,500	\$350.00	\$655.00
			1	10.00	\$3,500	\$350.00	\$655.00
	RECONSTRUCTED INLET, TYPE E, USING EXIST / U						
	602129M	2022Q1	1	10.00	\$3,500	\$350.00	\$655.00
			1	10.00	\$3,500	\$350.00	\$655.00
	RECONSTRUCTED INLET, TYPE A, USING NEW C / U						
	602150M	2022Q1	1	10.00	\$5,500	\$550.00	\$1,036.67
			1	10.00	\$5,500	\$550.00	\$1,036.67
	RECONSTRUCTED INLET, TYPE B, USING NEW C / U						
	602153M	2022Q1	1	10.00	\$5,500	\$550.00	\$1,308.33
			1	10.00	\$5,500	\$550.00	\$1,308.33

WEIGHTED AVERAGE ITEM PRICE REPORT  
 BY REGION, ITEM, AND QUARTER

REGION	ITEM	CALENDAR QUARTER	NUMBER OF OCCUR'S	TOTAL QUANTITY	TOTAL DOLLARS	AVERAGE AWARDED PRICE	AVERAGE OF LOW 3 BIDDERS
STATEWID	RECONSTRUCTED INLET, TYPE E, USING NEW C / U						
	602159M	2022Q1	1	10.00	\$5,500	\$550.00	\$1,350.00
			1	10.00	\$5,500	\$550.00	\$1,350.00
	RECONSTRUCTED MANHOLE, USING EXISTING CA / U						
	602180M	2022Q1	1	10.00	\$3,500	\$350.00	\$655.00
			1	10.00	\$3,500	\$350.00	\$655.00
	RECONSTRUCTED MANHOLE, USING NEW CASTING / U						
	602183M	2022Q1	1	10.00	\$5,500	\$550.00	\$1,058.33
			1	10.00	\$5,500	\$550.00	\$1,058.33
	MANHOLE COVER / U						
	602207M	2022Q2	2	36.00	\$54,000	\$1,500.00	\$1,500.00
			2	36.00	\$54,000	\$1,500.00	\$1,500.00
	BICYCLE SAFE GRATE / U						
	602210M	2022Q1	1	150.00	\$1,500	\$10.00	\$268.33
		2022Q2	2	130.00	\$208,000	\$1,600.00	\$1,600.00
			3	280.00	\$209,500	\$748.21	\$886.61
	CURB PIECE / U						
	602213M	2022Q1	1	150.00	\$1,500	\$10.00	\$253.33
			1	150.00	\$1,500	\$10.00	\$253.33
	CLEANING DRAINAGE STRUCTURE / U						
	602216M	2022Q2	2	6,875.00	\$3,181,950	\$462.83	\$462.52
			2	6,875.00	\$3,181,950	\$462.83	\$462.52

WEIGHTED AVERAGE ITEM PRICE REPORT  
BY REGION, ITEM, AND QUARTER

REGION	ITEM	CALENDAR QUARTER	NUMBER OF OCCUR'S	TOTAL QUANTITY	TOTAL DOLLARS	AVERAGE AWARDED PRICE	AVERAGE OF LOW 3 BIDDERS
STATEWID	CONCRETE SLOPE GUTTER, 6" THICK / SY						
	603006P	2022Q2	1	1.00	\$1,000	\$1,000.00	\$813.33
			1	1.00	\$1,000	\$1,000.00	\$813.33
	GABION WALL / CY						
	604003P	2022Q2	1	250.00	\$31,250	\$125.00	\$220.00
			1	250.00	\$31,250	\$125.00	\$220.00
	CONCRETE SIDEWALK, 4" THICK / SY						
	606012P	2022Q1	1	3,000.00	\$225,000	\$75.00	\$90.92
		2022Q2	1	281.00	\$27,257	\$97.00	\$109.00
			2	3,281.00	\$252,257	\$76.88	\$92.47
	CONCRETE SIDEWALK, 6" THICK / SY						
	606018P	2022Q1	1	500.00	\$37,500	\$75.00	\$95.67
			1	500.00	\$37,500	\$75.00	\$95.67
	CONCRETE SIDEWALK, REINFORCED, 6" THICK / SY						
	606024P	2022Q1	1	500.00	\$42,500	\$85.00	\$100.00
			1	500.00	\$42,500	\$85.00	\$100.00
	CONCRETE SIDEWALK, REINFORCED, 8" THICK / SY						
	606027P	2022Q1	1	100.00	\$13,500	\$135.00	\$141.67
			1	100.00	\$13,500	\$135.00	\$141.67
	HOT MIX ASPHALT DRIVEWAY, 6" THICK / SY						
	606039P	2022Q1	1	500.00	\$27,500	\$55.00	\$66.50
			1	500.00	\$27,500	\$55.00	\$66.50

WEIGHTED AVERAGE ITEM PRICE REPORT  
 BY REGION, ITEM, AND QUARTER

REGION	ITEM	CALENDAR QUARTER	NUMBER OF OCCUR'S	TOTAL QUANTITY	TOTAL DOLLARS	AVERAGE AWARDED PRICE	AVERAGE OF LOW 3 BIDDERS
STATEWID	HOT MIX ASPHALT DRIVEWAY, VARIABLE THICK / SY						
	606042P	2022Q1	1	500.00	\$27,500	\$55.00	\$62.33
			1	500.00	\$27,500	\$55.00	\$62.33
-----							
	CONCRETE DRIVEWAY, 6" THICK / SY						
	606051P	2022Q1	1	100.00	\$10,200	\$102.00	\$105.67
			1	100.00	\$10,200	\$102.00	\$105.67
-----							
	CONCRETE DRIVEWAY, REINFORCED, 8" THICK / SY						
	606060P	2022Q1	1	100.00	\$13,000	\$130.00	\$140.00
			1	100.00	\$13,000	\$130.00	\$140.00
-----							
	DETECTABLE WARNING SURFACE / SY						
	606084P	2022Q1	1	150.00	\$150	\$1.00	\$200.33
		2022Q2	1	2.00	\$400	\$200.00	\$240.00
			2	152.00	\$550	\$3.62	\$200.86
-----							
	9" X 16" CONCRETE VERTICAL CURB / LF						
	607018P	2022Q1	1	3,200.00	\$160,000	\$50.00	\$54.67
		2022Q2	1	179.00	\$11,277	\$63.00	\$72.67
			2	3,379.00	\$171,277	\$50.69	\$55.62
-----							
	9" X 18" CONCRETE VERTICAL CURB / LF						
	607021P	2022Q1	1	1,000.00	\$65,000	\$65.00	\$43.00
			1	1,000.00	\$65,000	\$65.00	\$43.00
-----							

WEIGHTED AVERAGE ITEM PRICE REPORT  
BY REGION, ITEM, AND QUARTER

REGION	ITEM	CALENDAR QUARTER	NUMBER OF OCCUR'S	TOTAL QUANTITY	TOTAL DOLLARS	AVERAGE AWARDED PRICE	AVERAGE OF LOW 3 BIDDERS
STATEWID	9" X 20" CONCRETE VERTICAL CURB / LF						
	607024P	2022Q1	1	250.00	\$11,250	\$45.00	\$36.34
			1	250.00	\$11,250	\$45.00	\$36.34
	12" X 13" CONCRETE SLOPING CURB / LF						
	607030P	2022Q1	1	750.00	\$33,750	\$45.00	\$53.00
		2022Q2	1	104.00	\$6,552	\$63.00	\$77.67
			2	854.00	\$40,302	\$47.19	\$56.00
	9" X 14" CONCRETE VERTICAL CURB / LF						
	607034P	2022Q2	1	35.00	\$2,205	\$63.00	\$77.67
			1	35.00	\$2,205	\$63.00	\$77.67
	9" X VARIABLE HEIGHT CONCRETE VERTICAL C / LF						
	607069P	2022Q2	1	52.00	\$3,276	\$63.00	\$84.33
			1	52.00	\$3,276	\$63.00	\$84.33
	NONVEGETATIVE SURFACE, POROUS HMA / SY						
	608004P	2022Q2	1	351.00	\$30,537	\$87.00	\$63.67
			1	351.00	\$30,537	\$87.00	\$63.67
	BEAM GUIDE RAIL / LF						
	609003M	2022Q2	1	376.00	\$15,040	\$40.00	\$48.67
			1	376.00	\$15,040	\$40.00	\$48.67
	BEAM GUIDE RAIL, BRIDGE / LF						
	609004M	2022Q2	1	20.00	\$7,040	\$352.00	\$240.67
			1	20.00	\$7,040	\$352.00	\$240.67



WEIGHTED AVERAGE ITEM PRICE REPORT  
 BY REGION, ITEM, AND QUARTER

REGION	ITEM	CALENDAR QUARTER	NUMBER OF OCCUR'S	TOTAL QUANTITY	TOTAL DOLLARS	AVERAGE AWARDED PRICE	AVERAGE OF LOW 3 BIDDERS
STATEWID	BEAM GUIDE RAIL, DUAL-FACED / LF						
	609006M	2022Q2	1	50.00	\$3,900	\$78.00	\$72.67
			1	50.00	\$3,900	\$78.00	\$72.67
	BEAM GUIDE RAIL, DUAL FACED, BRIDGE / LF						
	609007M	2022Q2	1	50.00	\$21,500	\$430.00	\$335.00
			1	50.00	\$21,500	\$430.00	\$335.00
	TANGENT GUIDE RAIL TERMINAL / U						
	609027M	2022Q2	1	2.00	\$8,200	\$4,100.00	\$3,983.33
			1	2.00	\$8,200	\$4,100.00	\$3,983.33
	BEAM GUIDE RAIL ANCHORAGE / U						
	609039M	2022Q2	1	2.00	\$4,700	\$2,350.00	\$2,250.00
			1	2.00	\$4,700	\$2,350.00	\$2,250.00
	APPROACH GUIDE RAIL TRANSITION TL-2 / U						
	609058M	2022Q2	1	1.00	\$3,000	\$3,000.00	\$2,700.00
			1	1.00	\$3,000	\$3,000.00	\$2,700.00
	APPROACH GUIDE RAIL TRANSITION TL-3 / U						
	609059M	2022Q2	1	1.00	\$5,100	\$5,100.00	\$4,650.00
			1	1.00	\$5,100	\$5,100.00	\$4,650.00
	REMOVAL OF BEAM GUIDE RAIL / LF						
	609075M	2022Q2	1	525.00	\$525	\$1.00	\$4.00
			1	525.00	\$525	\$1.00	\$4.00

WEIGHTED AVERAGE ITEM PRICE REPORT  
BY REGION, ITEM, AND QUARTER

REGION	ITEM	CALENDAR QUARTER	NUMBER OF OCCUR'S	TOTAL QUANTITY	TOTAL DOLLARS	AVERAGE AWARDED PRICE	AVERAGE OF LOW 3 BIDDERS
STATEWID	TRAFFIC STRIPES, 4" / LF						
	610003M	2022Q1	1	25,000.00	\$11,750	\$0.47	\$0.59
		2022Q2	1	10,000.00	\$10,000	\$1.00	\$1.17
			2	35,000.00	\$21,750	\$0.62	\$0.75
	TRAFFIC STRIPES, 6" / LF						
	610006M	2022Q1	1	10,000.00	\$6,800	\$0.68	\$0.84
			1	10,000.00	\$6,800	\$0.68	\$0.84
	TRAFFIC STRIPES, 8" / LF						
	610007M	2022Q1	1	5,000.00	\$4,450	\$0.89	\$1.08
			1	5,000.00	\$4,450	\$0.89	\$1.08
	TRAFFIC MARKINGS / SF						
	610009M	2022Q2	1	2,000.00	\$12,800	\$6.40	\$5.47
			1	2,000.00	\$12,800	\$6.40	\$5.47
	RPM, MONO-DIRECTIONAL, WHITE LENS / U						
	610012M	2022Q1	1	250.00	\$8,530	\$34.12	\$28.04
			1	250.00	\$8,530	\$34.12	\$28.04
	TRAFFIC MARKING LINES, 4" / LF						
	610013M	2022Q1	1	25,000.00	\$28,750	\$1.15	\$1.40
			1	25,000.00	\$28,750	\$1.15	\$1.40
	TRAFFIC MARKING LINES, 8" / LF						
	610014M	2022Q1	1	1,000.00	\$1,890	\$1.89	\$2.07
			1	1,000.00	\$1,890	\$1.89	\$2.07

WEIGHTED AVERAGE ITEM PRICE REPORT  
BY REGION, ITEM, AND QUARTER

REGION	ITEM	CALENDAR QUARTER	NUMBER OF OCCUR'S	TOTAL QUANTITY	TOTAL DOLLARS	AVERAGE AWARDED PRICE	AVERAGE OF LOW 3 BIDDERS
STATEWID	TRAFFIC MARKING LINES, 24" / LF						
	610017M	2022Q1	1	1,000.00	\$5,040	\$5.04	\$6.08
			1	1,000.00	\$5,040	\$5.04	\$6.08
-----							
	RPM, MONO-DIRECTIONAL, AMBER LENS / U						
	610018M	2022Q1	1	250.00	\$8,530	\$34.12	\$28.04
			1	250.00	\$8,530	\$34.12	\$28.04
-----							
	RPM, BI-DIRECTIONAL, AMBER LENS / U						
	610021M	2022Q1	1	250.00	\$8,530	\$34.12	\$28.04
			1	250.00	\$8,530	\$34.12	\$28.04
-----							
	REMOVAL OF RPM / U						
	610024M	2022Q1	1	750.00	\$750	\$1.00	\$1.75
			1	750.00	\$750	\$1.00	\$1.75
-----							
	RUMBLE STRIP / LF						
	610033M	2022Q1	1	2,500.00	\$13,850	\$5.54	\$2.87
			1	2,500.00	\$13,850	\$5.54	\$2.87
-----							
	REMOVAL OF TRAFFIC STRIPES / LF						
	610036M	2022Q1	1	5,000.00	\$7,850	\$1.57	\$1.43
			1	5,000.00	\$7,850	\$1.57	\$1.43
-----							
	REMOVAL OF TRAFFIC MARKINGS / SF						
	610039M	2022Q1	1	5,000.00	\$15,750	\$3.15	\$3.62
			1	5,000.00	\$15,750	\$3.15	\$3.62
-----							

WEIGHTED AVERAGE ITEM PRICE REPORT  
BY REGION, ITEM, AND QUARTER

REGION	ITEM	CALENDAR QUARTER	NUMBER OF OCCUR'S	TOTAL QUANTITY	TOTAL DOLLARS	AVERAGE AWARDED PRICE	AVERAGE OF LOW 3 BIDDERS
STATEWID	TRAFFIC MARKINGS SYMBOLS / SF						
	610060M	2022Q1	1	3,000.00	\$24,390	\$8.13	\$8.48
			1	3,000.00	\$24,390	\$8.13	\$8.48
	CUSH, COMP BAR, TYPE 2, NARROW / U						
	611300M	2022Q2	1	4.00	\$116,000	\$29,000.00	\$28,500.00
			1	4.00	\$116,000	\$29,000.00	\$28,500.00
	SELECTIVE CLEARING / SY						
	801012M	2022Q2	2	4,500.00	\$17,700	\$3.93	\$3.46
			2	4,500.00	\$17,700	\$3.93	\$3.46
	TREE REMOVAL, OVER 36" DIAMETER / U						
	802036M	2022Q2	1	1.00	\$3,500	\$3,500.00	\$3,500.00
			1	1.00	\$3,500	\$3,500.00	\$3,500.00
	TOPSOIL SPREADING ___" THICK / SY						
	804000P	2022Q1	1	1,000.00	\$4,000	\$4.00	\$4.78
			1	1,000.00	\$4,000	\$4.00	\$4.78
	BORROW TOPSOIL / CY						
	804015P	2022Q1	1	2,000.00	\$2,000	\$1.00	\$15.00
			1	2,000.00	\$2,000	\$1.00	\$15.00
	TURF REPAIR STRIP / LF						
	805003M	2022Q1	1	1,000.00	\$2,000	\$2.00	\$4.34
			1	1,000.00	\$2,000	\$2.00	\$4.34

WEIGHTED AVERAGE ITEM PRICE REPORT  
BY REGION, ITEM, AND QUARTER

REGION	ITEM	CALENDAR QUARTER	NUMBER OF OCCUR'S	TOTAL QUANTITY	TOTAL DOLLARS	AVERAGE AWARDED PRICE	AVERAGE OF LOW 3 BIDDERS
STATEWID	FERTILIZING AND SEEDING, TYPE A / SY						
	806003P	2022Q1	1	2,000.00	\$2,000	\$1.00	\$0.85
			1	2,000.00	\$2,000	\$1.00	\$0.85
	-----						
	STRAW MULCHING / SY						
	809003M	2022Q1	1	2,000.00	\$1,100	\$0.55	\$0.70
			1	2,000.00	\$1,100	\$0.55	\$0.70
	-----						
	REPAIR CATEGORY "A", MOVABLE / HOUR						
	MMB022M	2022Q1	1	9,504.00	\$2,563,134	\$269.69	\$277.35
			1	9,504.00	\$2,563,134	\$269.69	\$277.35
	-----						
	REPAIR CATEGORY "B", MOVABLE / HOUR						
	MMB024M	2022Q1	1	2,080.00	\$515,653	\$247.91	\$246.46
			1	2,080.00	\$515,653	\$247.91	\$246.46
	-----						
	WELDING CREW / HOUR						
	MMB026M	2022Q1	1	7,392.00	\$1,945,131	\$263.14	\$282.57
			1	7,392.00	\$1,945,131	\$263.14	\$282.57
	-----						
	60' UNDERBRIDGE INSPECTION UNIT / HOUR						
	MMB044M	2022Q1	1	1,056.00	\$279,840	\$265.00	\$270.00
			1	1,056.00	\$279,840	\$265.00	\$270.00
	-----						
	REMOVAL OF DETERIORATED CONCRETE ENCASEM / SF						
	MMB064M	2022Q2	1	1,900.00	\$248,900	\$131.00	\$137.67
			1	1,900.00	\$248,900	\$131.00	\$137.67
	-----						

WEIGHTED AVERAGE ITEM PRICE REPORT  
BY REGION, ITEM, AND QUARTER

REGION	ITEM	CALENDAR QUARTER	NUMBER OF OCCUR'S	TOTAL QUANTITY	TOTAL DOLLARS	AVERAGE AWARDED PRICE	AVERAGE OF LOW 3 BIDDERS
STATEWID	TEMPORARY SHORING OF THE SUPERSTRUCTURE / U						
	MMB065M	2022Q2	1	2.00	\$9,000	\$4,500.00	\$24,833.33
			1	2.00	\$9,000	\$4,500.00	\$24,833.33
	PREFORMED ELASTOMERIC JOINT SEALER, VARI / LF						
	MMB066M	2022Q2	1	631.00	\$44,170	\$70.00	\$117.67
			1	631.00	\$44,170	\$70.00	\$117.67
	STRUCTURAL STEEL REPAIR / LB						
	MMB067M	2022Q2	1	1,200.00	\$16,800	\$14.00	\$42.00
			1	1,200.00	\$16,800	\$14.00	\$42.00
	BRIDGE HEADER REPAIR / LF						
	MMB070M	2022Q2	1	50.00	\$11,250	\$225.00	\$231.67
			1	50.00	\$11,250	\$225.00	\$231.67
	CONCRETE SPALL REPAIR, TYPE 1 / SF						
	MMB071M	2022Q2	1	550.00	\$187,000	\$340.00	\$281.67
			1	550.00	\$187,000	\$340.00	\$281.67
	CONCRETE SPALL REPAIR, TYPE 2 / CF						
	MMB072M	2022Q2	1	154.00	\$69,300	\$450.00	\$403.33
			1	154.00	\$69,300	\$450.00	\$403.33
	REPAIR CONCRETE CURB / LF						
	MMB077M	2022Q2	1	50.00	\$5,500	\$110.00	\$116.67
			1	50.00	\$5,500	\$110.00	\$116.67

WEIGHTED AVERAGE ITEM PRICE REPORT  
 BY REGION, ITEM, AND QUARTER

REGION	ITEM	CALENDAR QUARTER	NUMBER OF OCCUR'S	TOTAL QUANTITY	TOTAL DOLLARS	AVERAGE AWARDED PRICE	AVERAGE OF LOW 3 BIDDERS
STATEWID	DECK CORROSION INHIBITOR / SY						
	MMB086M	2022Q2	1	561.00	\$9,537	\$17.00	\$15.67
			1	561.00	\$9,537	\$17.00	\$15.67
	DECK JOINT RESEAL (SILICON) / LF						
	MMB087M	2022Q2	1	70.00	\$4,410	\$63.00	\$94.33
			1	70.00	\$4,410	\$63.00	\$94.33
	DECK JOINT REPAIR / LF						
	MMB089M	2022Q2	1	50.00	\$8,750	\$175.00	\$185.00
			1	50.00	\$8,750	\$175.00	\$185.00
	DECK JOINT RESEAL (RUBBER ASPHALT) / LF						
	MMB090M	2022Q2	1	70.00	\$490	\$7.00	\$8.33
			1	70.00	\$490	\$7.00	\$8.33
	CREW COORDINATOR / HOUR						
	MMB092M	2022Q1	2	4,640.00	\$491,360	\$105.90	\$108.93
			2	4,640.00	\$491,360	\$105.90	\$108.93
	MILLING, VARIABLE DEPTH / SY						
	MMB136M	2022Q2	1	590.00	\$10,620	\$18.00	\$38.33
			1	590.00	\$10,620	\$18.00	\$38.33
	MANPOWERED ACCESS MACHINE / HOUR						
	MMB142M	2022Q1	1	2,000.00	\$50,000	\$25.00	\$27.50
			1	2,000.00	\$50,000	\$25.00	\$27.50

WEIGHTED AVERAGE ITEM PRICE REPORT  
BY REGION, ITEM, AND QUARTER

REGION	ITEM	CALENDAR QUARTER	NUMBER OF OCCUR'S	TOTAL QUANTITY	TOTAL DOLLARS	AVERAGE AWARDED PRICE	AVERAGE OF LOW 3 BIDDERS
STATEWID	STEEL DECK JOINT REPAIR / LF						
	MMB169M	2022Q2	1	33.00	\$12,375	\$375.00	\$425.00
			1	33.00	\$12,375	\$375.00	\$425.00
-----							
	LANE CLOSURES / HOUR						
	MMB172M	2022Q1	4	16,084.00	\$3,209,824	\$199.57	\$150.88
			4	16,084.00	\$3,209,824	\$199.57	\$150.88
-----							
	SOLID WASTE DISPOSAL / DOLL						
	MMB173M	2022Q1	3	75,000.00	\$75,000	\$1.00	\$1.00
			3	75,000.00	\$75,000	\$1.00	\$1.00
-----							
	REPAIR CATEGORY "A" / HOUR						
	MMB181M	2022Q1	1	3,700.00	\$991,156	\$267.88	\$296.44
			1	3,700.00	\$991,156	\$267.88	\$296.44
-----							
	REPAIR CATEGORY "B" / HOUR						
	MMB182M	2022Q1	1	3,600.00	\$882,756	\$245.21	\$232.61
			1	3,600.00	\$882,756	\$245.21	\$232.61
-----							
	LABOR CREW / HOUR						
	MMB186M	2022Q1	2	7,904.00	\$5,528,848	\$699.50	\$757.33
			2	7,904.00	\$5,528,848	\$699.50	\$757.33
-----							
	RAILROAD SERVICES / DOLL						
	MMB188M	2022Q2	1	50,000.00	\$50,000	\$1.00	\$1.00
			1	50,000.00	\$50,000	\$1.00	\$1.00
-----							



WEIGHTED AVERAGE ITEM PRICE REPORT  
 BY REGION, ITEM, AND QUARTER

REGION	ITEM	CALENDAR QUARTER	NUMBER OF OCCUR'S	TOTAL QUANTITY	TOTAL DOLLARS	AVERAGE AWARDED PRICE	AVERAGE OF LOW 3 BIDDERS
STATEWID	CLEARING SITE / MILE						
	MMD035M	2022Q2	2	200.00	\$100,000	\$500.00	\$500.00
			2	200.00	\$100,000	\$500.00	\$500.00
-----							
	CULVERT CLEANING / LF						
	MMD059M	2022Q2	2	3,800.00	\$20,000	\$5.26	\$23.77
			2	3,800.00	\$20,000	\$5.26	\$23.77
-----							
	CLEANING EXISTING PIPE / LF						
	MMD064M	2022Q2	4	760,000.00	\$1,431,150	\$1.88	\$2.00
			4	760,000.00	\$1,431,150	\$1.88	\$2.00
-----							
	TRAFFIC CONTROL TRUCK WITH MOUNTED CRASH / DAY						
	MMG008M	2022Q1	1	100.00	\$100	\$1.00	\$183.67
		2022Q2	2	1,850.00	\$476,750	\$257.70	\$257.70
			3	1,950.00	\$476,850	\$244.54	\$253.91
-----							
	E-Z PASS / DOLL						
	MMG009M	2022Q1	1	3,140.00	\$3,140	\$1.00	\$1.00
		2022Q2	1	1,622.00	\$1,622	\$1.00	\$1.00
			2	4,762.00	\$4,762	\$1.00	\$1.00
-----							
	TELEPHONE SERVICE / DOLL						
	MMG010M	2022Q1	1	14,400.00	\$14,400	\$1.00	\$1.00
			1	14,400.00	\$14,400	\$1.00	\$1.00
-----							

WEIGHTED AVERAGE ITEM PRICE REPORT  
 BY REGION, ITEM, AND QUARTER

REGION	ITEM	CALENDAR QUARTER	NUMBER OF OCCUR'S	TOTAL QUANTITY	TOTAL DOLLARS	AVERAGE AWARDED PRICE	AVERAGE OF LOW 3 BIDDERS
STATEWID	NON-PARTICIPATING WORK / DOLL						
	MMG013M	2022Q2	1	75,000.00	\$75,000	\$1.00	\$1.00
			1	75,000.00	\$75,000	\$1.00	\$1.00
	OVERTIME DIFFERENTIAL (OD) / DOLL						
	MMG025M	2022Q1	4	445,000.00	\$445,000	\$1.00	\$1.00
			4	445,000.00	\$445,000	\$1.00	\$1.00
	HMA RESURFACING PATCH / T						
	MMG026M	2022Q1	1	500.00	\$50,000	\$100.00	\$203.33
			1	500.00	\$50,000	\$100.00	\$203.33
	PERFORMED THERMOPLASTIC NUMBERS / U						
	MMG034M	2022Q1	1	500.00	\$11,810	\$23.62	\$30.96
			1	500.00	\$11,810	\$23.62	\$30.96
	THERMOPLASTIC PERFORMED HANDICAP MAT / U						
	MMG035M	2022Q1	1	35.00	\$13,825	\$395.00	\$316.67
			1	35.00	\$13,825	\$395.00	\$316.67
	RIPRAP STONE SLOPE PROTECTION / T						
	MMG036M	2022Q1	1	100.00	\$3,500	\$35.00	\$35.00
			1	100.00	\$3,500	\$35.00	\$35.00
	WORKER, TYPE "A" / HOUR						
	MMG054M	2022Q1	1	1,500.00	\$142,500	\$95.00	\$108.67
			1	1,500.00	\$142,500	\$95.00	\$108.67

WEIGHTED AVERAGE ITEM PRICE REPORT  
BY REGION, ITEM, AND QUARTER

REGION	ITEM	CALENDAR QUARTER	NUMBER OF OCCUR'S	TOTAL QUANTITY	TOTAL DOLLARS	AVERAGE AWARDED PRICE	AVERAGE OF LOW 3 BIDDERS
STATEWID	DISPOSAL OF REGULATED MATERIAL HAZARDOUS / DOLL						
	MMG064M	2022Q1	1	35,000.00	\$35,000	\$1.00	\$1.00
			1	35,000.00	\$35,000	\$1.00	\$1.00
	CONTAINMENT SYSTEM / LS						
	MMG082M	2022Q2	1	1.00	\$105,000	\$105,000	\$90,000.00
			1	1.00	\$105,000	\$105,000	\$90,000.00
	SSPC, BLAST/PRIME / LS						
	MMG083M	2022Q2	1	1.00	\$510,000	\$510,000	\$556,667
			1	1.00	\$510,000	\$510,000	\$556,667
	SSPC, STRIPE/INTERMEDIATE / LS						
	MMG084M	2022Q2	1	1.00	\$130,000	\$130,000	\$116,333
			1	1.00	\$130,000	\$130,000	\$116,333
	SSPC, FINISH / LS						
	MMG085M	2022Q2	1	1.00	\$105,000	\$105,000	\$98,333.33
			1	1.00	\$105,000	\$105,000	\$98,333.33
	TESTING, IF AND WHERE DIRECTED / DOLL						
	MMG086M	2022Q2	1	15,000.00	\$15,000	\$1.00	\$1.00
			1	15,000.00	\$15,000	\$1.00	\$1.00
	STRUCTURAL STEEL REPAIRS, WHERE DIRECTED / LB						
	MMG087M	2022Q2	1	1,000.00	\$14,000	\$14.00	\$32.67
			1	1,000.00	\$14,000	\$14.00	\$32.67

WEIGHTED AVERAGE ITEM PRICE REPORT  
BY REGION, ITEM, AND QUARTER

REGION	ITEM	CALENDAR QUARTER	NUMBER OF OCCUR'S	TOTAL QUANTITY	TOTAL DOLLARS	AVERAGE AWARDED PRICE	AVERAGE OF LOW 3 BIDDERS
STATEWID	ADJUSTMENT FACTOR / PCT						
	MMG095M	2022Q2	1	1,265,000.00	\$1,062,600	\$0.84	\$0.86
			1	1,265,000.00	\$1,062,600	\$0.84	\$0.86
-----							
	BOLLARD / U						
	MMI003M	2022Q1	1	25.00	\$30,625	\$1,225.00	\$925.00
			1	25.00	\$30,625	\$1,225.00	\$925.00
-----							
	CONSTRUCTION LAYOUT / DAY						
	MMR001M	2022Q1	1	35.00	\$61,250	\$1,750.00	\$2,000.00
			1	35.00	\$61,250	\$1,750.00	\$2,000.00
-----							
	MOBILIZATION / U						
	MMR004M	2022Q1	1	30.00	\$450,000	\$15,000.00	\$15,000.00
			1	30.00	\$450,000	\$15,000.00	\$15,000.00
-----							
	SPECIAL MOBILIZATION / U						
	MMR005M	2022Q1	1	10.00	\$40,000	\$4,000.00	\$4,000.00
			1	10.00	\$40,000	\$4,000.00	\$4,000.00
-----							
	EMERGENCY MOBILIZATION / U						
	MMR006M	2022Q1	1	1.00	\$7,500	\$7,500.00	\$7,500.00
			1	1.00	\$7,500	\$7,500.00	\$7,500.00
-----							
	REMOVAL OF CURB / LF						
	MMR031M	2022Q1	1	1,000.00	\$40,300	\$40.30	\$18.03
			1	1,000.00	\$40,300	\$40.30	\$18.03
-----							

WEIGHTED AVERAGE ITEM PRICE REPORT  
BY REGION, ITEM, AND QUARTER

REGION	ITEM	CALENDAR QUARTER	NUMBER OF OCCUR'S	TOTAL QUANTITY	TOTAL DOLLARS	AVERAGE AWARDED PRICE	AVERAGE OF LOW 3 BIDDERS
STATEWID	REMOVAL OF SIDEWALK / SY						
	MMR034M	2022Q1	1	1,000.00	\$25,300	\$25.30	\$15.10
			1	1,000.00	\$25,300	\$25.30	\$15.10
	FLASHING ARROW BOARD, 4' X 8' / DAY						
	MMR060M	2022Q1	1	125.00	\$125	\$1.00	\$23.67
		2022Q2	2	600.00	\$3,900	\$6.50	\$87.67
			3	725.00	\$4,025	\$5.55	\$76.63
	PORTABLE VARIABLE MESSAGE SIGN / DAY						
	MMR061M	2022Q1	1	50.00	\$50	\$1.00	\$37.00
			1	50.00	\$50	\$1.00	\$37.00
	TRAFFIC MARKINGS, LINES, THERMOPLASTIC / LF						
	MMR081M	2022Q2	1	10,000.00	\$12,500	\$1.25	\$1.25
			1	10,000.00	\$12,500	\$1.25	\$1.25
	MICROMILLING / SY						
	MMR087M	2022Q1	1	2,500.00	\$12,500	\$5.00	\$4.17
			1	2,500.00	\$12,500	\$5.00	\$4.17
	PREPARATION OF ROADBED / SY						
	MMR089M	2022Q1	1	5,000.00	\$10,000	\$2.00	\$2.75
			1	5,000.00	\$10,000	\$2.00	\$2.75
	CONCRETE WASHOUT SYSTEM / U						
	MMR091M	2022Q1	2	12.00	\$20,000	\$1,666.67	\$1,666.67
			2	12.00	\$20,000	\$1,666.67	\$1,666.67

TOP 25 ITEMS BY TOTAL DOLLARS SPENT

RANK	ITEM NUMBER	DESCRIPTION	UNITS	CLASS	TOTAL DOLLARS SPENT
1	MMB186M	LABOR CREW	HR	BRIDGE MAINT (BUREAU OF MAINTENANCE)	\$62,135,959
2	MMG095M	ADJUSTMENT FACTOR	PCT	MISCELLANEOUS/ SPECIALTY WORK ITEMS	\$20,927,010
3	404006M	STONE MATRIX ASPHALT 12.5 MM S	T	BASE, AGGREGATE	\$16,842,501
4	401054M	HOT MIX ASPHALT 12.5 M 64 SURF	T	ASPHALT ITEMS	\$15,153,270
5	109006M	FORCE ACCOUNT	DOLL	MISCELLANEOUS/ SPECIALTY WORK ITEMS	\$13,982,505
6	401009P	HMA MILLING, 3" OR LESS	SY	MILLING AND RUMBLE STRIPS	\$13,185,506
7	401099M	HOT MIX ASPHALT 25 M 64 BASE C	T	ASPHALT ITEMS	\$11,967,576
8	406005M	HIGH PERFORMANCE THIN OVERLAY	T	ASPHALT ITEMS	\$11,702,753
9	651064P	12" DUCTILE IRON WATER PIPE, C	LF	UTILITY ITEMS	\$11,511,475
10	607018P	9" X 16" CONCRETE VERTICAL CUR	LF	CURBING, SIDEWALKS, GUTTERS	\$11,022,662
11	609003M	BEAM GUIDE RAIL	LF	GUARDRAIL, GUIDERAIL	\$10,933,438
12	401042M	HOT MIX ASPHALT 9.5 M 64 SURFA	T	ASPHALT ITEMS	\$9,161,266
13	202009P	EXCAVATION, UNCLASSIFIED	CY	EARTHWORK ITEMS, EXCAVATION	\$8,119,987
14	401061M	HMA 12.5 M E SURFACE COURSE	T	ASPHALT ITEMS	\$7,786,234
15	421011M	SLURRY SEAL EMULSION	GAL	ASPHALT ITEMS	\$7,726,300
16	401049M	HOT MIX ASPHALT 9.5 ME SURFACE	T	ASPHALT ITEMS	\$6,520,155
17	511006P	STEEL SHEET PILING	SF	BRIDGE, INCL CONCRETE & STEEL STRUCTURES	\$5,776,925
18	406010M	ULTRA-HPTO	T	ASPHALT ITEMS	\$5,451,156
19	157004M	CONSTRUCTION LAYOUT	DOLL	SURVEY AND STAKEOUT	\$5,178,509
20	601122P	15" REINFORCED CONCRETE PIPE	LF	DRAINAGE ITEMS	\$4,849,558
21	704002M	ITS CONDUIT, TYPE A	LF	INTELLIGENT TRANSPORTATION SYSTEMS	\$4,716,582
22	159021P	CONSTRUCTION BARRIER CURB	LF	MAINTENANCE OF TRAFFIC, TEMPORARY	\$4,533,940
23	401073M	HMA 9.5 M E INTERMEDIATE COURSE	T	ASPHALT ITEMS	\$4,494,535
24	601664M	VIDEO INSPECTION OF PIPE	LF	DRAINAGE ITEMS	\$4,332,786
25	403003M	ULTRA-THIN FRICTION COURSE	T	BASE, AGGREGATE	\$4,175,575

ITEM DATA AT CONTRACT LEVEL

ITEM NUMBER	DESCRIPTION	UNITS	CONTRACT	LETTING DATE	UNIT PRICE	QUANTITY	ITEM COST
109006M	FORCE ACCOUNT	DOLL	22401	13JAN22	\$1.00	100,000.00	\$100,000
			22402	03MAR22	\$1.00	100,000.00	\$100,000
			22404	22FEB22	\$1.00	100,000.00	\$100,000
			22407	24FEB22	\$1.00	100,000.00	\$100,000
			22408	04JAN22	\$1.00	100,000.00	\$100,000
			22423	03FEB22	\$1.00	155,000.00	\$155,000
			22427	03MAR22	\$1.00	60,380.00	\$60,380
			22428	08MAR22	\$1.00	40,825.00	\$40,825
			22429	10MAR22	\$1.00	50,000.00	\$50,000
			22430	15MAR22	\$1.00	50,000.00	\$50,000
			22439	06JAN22	\$1.00	642,500.00	\$642,500
			22440	10MAR22	\$1.00	4500880.00	\$4,500,880
			22446	10MAR22	\$1.00	1000000.00	\$1,000,000
			22448	10MAR22	\$1.00	417,920.00	\$417,920
			22449	31MAR22	\$1.00	75,000.00	\$75,000
			22463	26MAY22	\$1.00	300,000.00	\$300,000
			22464	02JUN22	\$1.00	220,000.00	\$220,000
			23422	13OCT22	\$1.00	700,000.00	\$700,000
			23423	25OCT22	\$1.00	625,000.00	\$625,000
			23424	20OCT22	\$1.00	450,000.00	\$450,000
			23425	20OCT22	\$1.00	695,000.00	\$695,000
			23426	25OCT22	\$1.00	500,000.00	\$500,000
			23434	27OCT22	\$1.00	3000000.00	\$3,000,000
			157004M	CONSTRUCTION LAYOUT	DOLL	21139	10FEB22
21140	06JAN22	\$65,000.00				1.00	\$65,000
22101	24FEB22	\$15,000.00				1.00	\$15,000
22102	03MAR22	\$3,000.00				1.00	\$3,000
22103	12APR22	\$95,000.00				1.00	\$95,000
22104	24MAY22	\$35,000.00				1.00	\$35,000
22105	19MAY22	\$50,000.00				1.00	\$50,000
22106	17MAR22	\$35,000.00				1.00	\$35,000
22107	19MAY22	\$400000.00				1.00	\$400,000
22108	07APR22	\$750.00				1.00	\$750
22109	12MAY22	\$35,000.00				1.00	\$35,000
22110	02JUN22	\$5,000.00				1.00	\$5,000
22111	21APR22	\$35,000.00				1.00	\$35,000
22112	02JUN22	\$150000.00				1.00	\$150,000
22113	21APR22	\$13,250.00				1.00	\$13,250
22114	21APR22	\$5,000.00				1.00	\$5,000
22115	05MAY22	\$10,000.00	1.00	\$10,000			
22116	28APR22	\$7,500.00	1.00	\$7,500			

ITEM DATA AT CONTRACT LEVEL

ITEM NUMBER	DESCRIPTION	UNITS	CONTRACT	LETTING DATE	UNIT PRICE	QUANTITY	ITEM COST
157004M	CONSTRUCTION LAYOUT	DOLL	22117	24MAY22	\$800000.00	1.00	\$800,000
			22118	21APR22	\$3,000.00	1.00	\$3,000
			22119	07JUN22	\$100000.00	1.00	\$100,000
			22120	26MAY22	1250000.00	1.00	\$1,250,000
			22121	19MAY22	\$30,000.00	1.00	\$30,000
			22122	12MAY22	\$475593.86	1.00	\$475,594
			22123	12MAY22	\$80,000.00	1.00	\$80,000
			22124	09JUN22	\$20,000.00	1.00	\$20,000
			22125	26MAY22	\$25,000.00	1.00	\$25,000
			22127	02JUN22	\$250000.00	1.00	\$250,000
			22128	24MAY22	\$50,000.00	1.00	\$50,000
			22129	02JUN22	\$25,000.00	1.00	\$25,000
			22130	26MAY22	\$38,000.00	1.00	\$38,000
			22131	19MAY22	\$15,000.00	1.00	\$15,000
			22132	02JUN22	\$25,000.00	1.00	\$25,000
			22136	09JUN22	\$1,000.00	1.00	\$1,000
			22137	04AUG22	\$110000.00	1.00	\$110,000
			22138	18AUG22	\$38,000.00	1.00	\$38,000
			22139	06OCT22	\$1,000.00	1.00	\$1,000
			22140	15SEP22	\$100000.00	1.00	\$100,000
			22144	22SEP22	\$2,000.00	1.00	\$2,000
			22145	13OCT22	\$38,000.00	1.00	\$38,000
			22146	29SEP22	\$0.02	1.00	\$0
			22147	27SEP22	\$38,000.00	1.00	\$38,000
			22149	22SEP22	\$350000.00	1.00	\$350,000
			22150	29SEP22	\$38,000.00	1.00	\$38,000
			22151	06OCT22	\$38,000.00	1.00	\$38,000
			22152	20OCT22	\$15,000.00	1.00	\$15,000
			22155	20OCT22	\$38,000.00	1.00	\$38,000
			22156	01DEC22	\$38,000.00	1.00	\$38,000
			22401	13JAN22	\$5,000.00	1.00	\$5,000
			22402	03MAR22	\$15,000.00	1.00	\$15,000
			22404	22FEB22	\$15,000.00	1.00	\$15,000
			22405	06JAN22	\$10,000.00	1.00	\$10,000
			22406	10FEB22	\$44,313.00	1.00	\$44,313
			22407	24FEB22	\$100.00	1.00	\$100
			22408	04JAN22	\$5,000.00	1.00	\$5,000
			22427	03MAR22	\$1.00	1.00	\$1
			22428	08MAR22	\$1.00	1.00	\$1
			22447	23JUN22	\$50,000.00	1.00	\$50,000
			22457	17MAR22	\$1,000.00	1.00	\$1,000
			22471	28JUL22	\$10,000.00	1.00	\$10,000



ITEM DATA AT CONTRACT LEVEL

ITEM NUMBER	DESCRIPTION	UNITS	CONTRACT	LETTING DATE	UNIT PRICE	QUANTITY	ITEM COST
159021P	CONSTRUCTION BARRIER CURB	LF	21140	06JAN22	\$100.00	1,040.00	\$104,000
				24FEB22	\$15.00	800.00	\$12,000
				12APR22	\$65.00	1,520.00	\$98,800
				19MAY22	\$20.00	2,546.00	\$50,920
				07APR22	\$7.50	2,920.00	\$21,900
				02JUN22	\$80.00	5,500.00	\$440,000
				21APR22	\$30.00	420.00	\$12,600
				24MAY22	\$155.00	5,540.00	\$858,700
				07JUN22	\$56.00	3,330.00	\$186,480
				26MAY22	\$75.00	20,680.00	\$1,551,000
				19MAY22	\$20.00	400.00	\$8,000
				12MAY22	\$150.00	1,400.00	\$210,000
				12MAY22	\$100.00	2,398.00	\$239,800
				09JUN22	\$150.00	1,700.00	\$255,000
				26MAY22	\$1.00	3,740.00	\$3,740
				02JUN22	\$90.00	1,900.00	\$171,000
				24MAY22	\$5.00	7,860.00	\$39,300
				19MAY22	\$50.00	460.00	\$23,000
				04AUG22	\$135.00	1,520.00	\$205,200
				22139	06OCT22	\$100.00	425.00
202009P	EXCAVATION, UNCLASSIFIED	CY	21140	06JAN22	\$50.00	785.00	\$39,250
				24FEB22	\$35.58	4,198.00	\$149,380
				12APR22	\$30.00	10,027.00	\$300,810
				19MAY22	\$40.00	2,008.00	\$80,320
				19MAY22	\$16.00	40,384.00	\$646,144
				07APR22	\$75.00	84.00	\$6,300
				02JUN22	\$54.01	14,315.00	\$773,100
				21APR22	\$94.50	31.00	\$2,930
				24MAY22	\$64.64	9,369.00	\$605,642
				07JUN22	\$51.30	2,696.00	\$138,296
				26MAY22	\$60.00	17,876.00	\$1,072,560
				19MAY22	\$66.02	1,320.00	\$87,150
				12MAY22	\$89.00	3,627.00	\$322,800
				12MAY22	\$16.01	2,865.00	\$45,870
				09JUN22	\$67.02	1,356.00	\$90,880
				26MAY22	\$800.00	4.00	\$3,200
				02JUN22	\$475.00	6,064.00	\$2,880,400
				02JUN22	\$40.00	2,392.00	\$95,680
				02JUN22	\$35.00	52.00	\$1,820
				04AUG22	\$41.93	2,793.00	\$117,115
22139	06OCT22	\$50.00	861.00	\$43,050			

ITEM DATA AT CONTRACT LEVEL

ITEM NUMBER	DESCRIPTION	UNITS	CONTRACT	LETTING DATE	UNIT PRICE	QUANTITY	ITEM COST				
202009P	EXCAVATION, UNCLASSIFIED	CY	22149	22SEP22	\$130.00	2,271.00	\$295,230				
				22152	20OCT22	\$50.00	168.00	\$8,400			
				22401	13JAN22	\$1.07	1,070.00	\$1,140			
				22402	03MAR22	\$3.18	1,100.00	\$3,500			
				22404	22FEB22	\$3.18	1,100.00	\$3,500			
				22405	06JAN22	\$25.00	100.00	\$2,500			
				22406	10FEB22	\$25.00	100.00	\$2,500			
				22407	24FEB22	\$0.46	1,100.00	\$510			
				22408	04JAN22	\$0.46	1,100.00	\$510			
				22449	31MAR22	\$10.00	2,500.00	\$25,000			
				22453	02JUN22	\$40.00	1,500.00	\$60,000			
				22454	09JUN22	\$143.00	1,500.00	\$214,500			
				401009P	HMA MILLING, 3" OR LESS	SY	21139	10FEB22	\$20.00	2,986.00	\$59,720
								21140	06JAN22	\$7.00	15,662.00
22101	24FEB22	\$15.00	729.00					\$10,935			
22102	03MAR22	\$4.60	45,601.00					\$209,765			
22103	12APR22	\$8.00	17,564.00					\$140,512			
22105	19MAY22	\$5.25	75,786.00					\$397,877			
22107	19MAY22	\$5.00	178,380.00					\$891,900			
22110	02JUN22	\$3.25	173,920.00					\$565,240			
22111	21APR22	\$8.56	7,215.00					\$61,760			
22112	02JUN22	\$11.00	1,167.00					\$12,837			
22114	21APR22	\$10.00	958.00					\$9,580			
22115	05MAY22	\$3.70	58,800.00					\$217,560			
22116	28APR22	\$5.70	3,859.00					\$21,996			
22117	24MAY22	\$8.00	168,333.00					\$1,346,664			
22120	26MAY22	\$5.25	179,307.00					\$941,362			
22121	19MAY22	\$6.00	1,500.00					\$9,000			
22122	12MAY22	\$7.00	7,369.00					\$51,583			
22123	12MAY22	\$5.75	22,217.00					\$127,748			
22124	09JUN22	\$8.00	5,084.00					\$40,672			
22127	02JUN22	\$25.00	1,183.00					\$29,575			
22129	02JUN22	\$9.50	6,042.00					\$57,399			
22131	19MAY22	\$9.00	47,513.00					\$427,617			
22136	09JUN22	\$0.01	9,767.00					\$98			
22137	04AUG22	\$16.00	8,017.00					\$128,272			
22139	06OCT22	\$10.00	368.00	\$3,680							
22145	13OCT22	\$94.65	240.00	\$22,716							
22146	29SEP22	\$3.00	26,191.00	\$78,573							
22149	22SEP22	\$7.70	21,832.00	\$168,106							
22152	20OCT22	\$16.50	13,000.00	\$214,500							

ITEM DATA AT CONTRACT LEVEL

ITEM NUMBER	DESCRIPTION	UNITS	CONTRACT	LETTING DATE	UNIT PRICE	QUANTITY	ITEM COST	
401009P	HMA MILLING, 3" OR LESS	SY	22155	20OCT22	\$14.40	9,489.00	\$136,642	
				22401	13JAN22	\$2.98	442,717.00	\$1,318,580
				22402	03MAR22	\$2.11	322,133.00	\$678,679
				22404	22FEB22	\$2.51	361,613.00	\$909,113
				22405	06JAN22	\$3.33	434,142.00	\$1,445,693
				22406	10FEB22	\$2.87	289,840.00	\$831,841
				22407	24FEB22	\$1.98	423,605.00	\$836,968
				22408	04JAN22	\$1.15	325,071.00	\$373,038
				22447	23JUN22	\$38.00	344.00	\$13,072
				22449	31MAR22	\$0.95	300,000.00	\$285,000
401042M	HOT MIX ASPHALT 9.5 M 64 SURFA	T	22124	09JUN22	\$150.00	445.00	\$66,750	
				22129	02JUN22	\$165.00	50.00	\$8,250
				22401	13JAN22	\$97.50	2,000.00	\$195,000
				22402	03MAR22	\$99.96	18,487.00	\$1,848,039
				22404	22FEB22	\$121.00	2,000.00	\$242,000
				22406	10FEB22	\$92.89	11,277.00	\$1,047,521
				22407	24FEB22	\$101.48	30,661.00	\$3,111,456
				22408	04JAN22	\$180.00	2,000.00	\$360,000
				22449	31MAR22	\$134.25	17,000.00	\$2,282,250
				401049M	HOT MIX ASPHALT 9.5 ME SURFACE	T	22101	24FEB22
22120	26MAY22	\$125.00	26,893.00					\$3,361,625
22129	02JUN22	\$165.00	1,628.00					\$268,620
22401	13JAN22	\$107.00	2,000.00					\$214,000
22402	03MAR22	\$131.50	2,000.00					\$263,000
22404	22FEB22	\$134.50	2,000.00					\$269,000
22407	24FEB22	\$175.00	2,000.00					\$350,000
22408	04JAN22	\$94.56	18,822.00					\$1,779,870
401054M	HOT MIX ASPHALT 12.5 M 64 SURF	T	21139					10FEB22
				21140	06JAN22	\$125.00	3,020.00	\$377,500
				22103	12APR22	\$115.00	3,181.00	\$365,815
				22107	19MAY22	\$113.00	4,933.00	\$557,429
				22110	02JUN22	\$111.15	5,472.00	\$608,213
				22113	21APR22	\$250.00	13.00	\$3,250
				22114	21APR22	\$175.00	236.00	\$41,300
				22115	05MAY22	\$105.45	7,700.00	\$811,965
				22116	28APR22	\$150.00	444.00	\$66,600
				22117	24MAY22	\$150.00	6,201.00	\$930,150

ITEM DATA AT CONTRACT LEVEL

ITEM NUMBER	DESCRIPTION	UNITS	CONTRACT	LETTING DATE	UNIT PRICE	QUANTITY	ITEM COST
401054M	HOT MIX ASPHALT 12.5 M 64 SURF	T	22119	07JUN22	\$132.00	114.00	\$15,048
				19MAY22	\$150.00	280.00	\$42,000
				12MAY22	\$150.00	238.00	\$35,700
				12MAY22	\$90.00	1,792.00	\$161,280
				09JUN22	\$285.00	19.00	\$5,415
				02JUN22	\$155.00	645.00	\$99,975
				02JUN22	\$300.00	59.00	\$17,700
				04AUG22	\$133.00	949.00	\$126,217
				06OCT22	\$125.00	1,010.00	\$126,250
				13OCT22	\$811.23	28.00	\$22,714
				29SEP22	\$135.00	3,019.00	\$407,565
				22SEP22	\$127.50	3,951.00	\$503,753
				20OCT22	\$200.00	1,600.00	\$320,000
				20OCT22	\$255.10	1,094.00	\$279,079
				13JAN22	\$96.86	15,935.00	\$1,543,482
				03MAR22	\$124.40	4,000.00	\$497,600
				22FEB22	\$99.03	17,074.00	\$1,690,861
				06JAN22	\$90.61	37,539.00	\$3,401,409
				24FEB22	\$177.00	4,000.00	\$708,000
				401061M	HMA 12.5 M E SURFACE COURSE	T	21139
03MAR22	\$118.65	225.00	\$26,696				
19MAY22	\$130.00	10,753.00	\$1,397,890				
21APR22	\$233.40	832.00	\$194,189				
12MAY22	\$150.00	1,261.00	\$189,150				
12MAY22	\$98.00	2,680.00	\$262,640				
19MAY22	\$155.00	8,202.00	\$1,271,310				
09JUN22	\$150.00	1,590.00	\$238,500				
13JAN22	\$102.74	15,918.00	\$1,635,479				
03MAR22	\$131.50	4,000.00	\$526,000				
401073M	HMA 9.5 M E INTERMEDIATE COURS	T	22102	03MAR22	\$118.65	4,148.00	\$492,160
				22120	\$125.00	32,019.00	\$4,002,375
				22402	\$131.50	4,000.00	\$526,000
				22404	\$134.50	4,000.00	\$538,000
				24FEB22	\$172.00	4,000.00	\$688,000
				04JAN22	\$172.00	4,000.00	\$688,000
				22407	\$172.00	4,000.00	\$688,000
				22408	\$172.00	4,000.00	\$688,000

ITEM DATA AT CONTRACT LEVEL

ITEM NUMBER	DESCRIPTION	UNITS	CONTRACT	LETTING DATE	UNIT PRICE	QUANTITY	ITEM COST
401099M	HOT MIX ASPHALT 25 M 64 BASE C	T	21140	06JAN22	\$300.00	107.00	\$32,100
			22101	24FEB22	\$100.00	99.00	\$9,900
			22103	12APR22	\$105.00	2,787.00	\$292,635
			22107	19MAY22	\$110.00	23,619.00	\$2,598,090
			22117	24MAY22	\$92.00	15,950.00	\$1,467,400
			22119	07JUN22	\$137.00	456.00	\$62,472
			22120	26MAY22	\$137.50	40,205.00	\$5,528,188
			22121	19MAY22	\$150.00	250.00	\$37,500
			22122	12MAY22	\$135.00	2,837.00	\$382,995
			22123	12MAY22	\$140.00	690.00	\$96,600
			22124	09JUN22	\$675.00	12.00	\$8,100
			22127	02JUN22	\$149.00	1,078.00	\$160,622
			22129	02JUN22	\$135.00	703.00	\$94,905
			22137	04AUG22	\$150.00	2,419.00	\$362,850
			22139	06OCT22	\$100.00	1,868.00	\$186,800
			22149	22SEP22	\$190.00	1,218.00	\$231,420
			22152	20OCT22	\$250.00	80.00	\$20,000
			22401	13JAN22	\$85.00	500.00	\$42,500
			22402	03MAR22	\$85.00	500.00	\$42,500
			22404	22FEB22	\$84.00	500.00	\$42,000
			22407	24FEB22	\$75.00	500.00	\$37,500
			22408	04JAN22	\$75.00	500.00	\$37,500
			22447	23JUN22	\$425.00	27.00	\$11,475
22449	31MAR22	\$129.66	1,400.00	\$181,524			
403003M	ULTRA-THIN FRICTION COURSE	T	22140	15SEP22	\$240.00	12,900.00	\$3,096,000
			22144	22SEP22	\$175.00	6,169.00	\$1,079,575
404006M	STONE MATRIX ASPHALT 12.5 MM S	T	22101	24FEB22	\$180.00	11.00	\$1,980
			22110	02JUN22	\$145.00	16,622.00	\$2,410,190
			22117	24MAY22	\$155.00	20,436.00	\$3,167,580
			22137	04AUG22	\$210.00	1,307.00	\$274,470
			22401	13JAN22	\$133.55	8,645.00	\$1,154,542
			22402	03MAR22	\$163.75	1,500.00	\$245,625
			22404	22FEB22	\$130.10	17,622.00	\$2,292,688
			22405	06JAN22	\$126.25	22,679.00	\$2,863,224
			22406	10FEB22	\$108.39	35,328.00	\$3,829,202
			22407	24FEB22	\$195.00	1,500.00	\$292,500
			22408	04JAN22	\$195.00	1,500.00	\$292,500
22447	23JUN22	\$450.00	40.00	\$18,000			

ITEM DATA AT CONTRACT LEVEL

ITEM NUMBER	DESCRIPTION	UNITS	CONTRACT	LETTING DATE	UNIT PRICE	QUANTITY	ITEM COST
406005M	HIGH PERFORMANCE THIN OVERLAY	T	22102	03MAR22	\$156.00	2,770.00	\$432,120
				19MAY22	\$160.00	11,345.00	\$1,815,200
				21APR22	\$151.00	21,283.00	\$3,213,733
				05MAY22	\$147.45	22,800.00	\$3,361,860
				21APR22	\$160.00	6,659.00	\$1,065,440
				22146	\$175.00	10,368.00	\$1,814,400
406010M	ULTRA-HPTO	T	22136	09JUN22	\$212.00	25,713.00	\$5,451,156
421011M	SLURRY SEAL EMULSION	GAL	21139	10FEB22	\$10.76	41,697.00	\$448,660
				24MAY22	\$11.09	44,662.00	\$495,302
				17MAR22	\$11.09	52,669.00	\$584,099
				12MAY22	\$10.76	44,500.00	\$478,820
				21APR22	\$11.09	108,308.00	\$1,201,136
				26MAY22	\$10.88	80,456.00	\$875,361
				18AUG22	\$11.09	34,975.00	\$387,873
				15SEP22	\$9.15	91,194.00	\$834,425
				22SEP22	\$40.25	3,894.00	\$156,734
				29SEP22	\$6.50	54,000.00	\$351,000
				29SEP22	\$11.73	57,297.00	\$672,094
				06OCT22	\$11.73	57,813.00	\$678,146
				20OCT22	\$11.74	47,926.00	\$562,651
				511006P	STEEL SHEET PILING	SF	22112
601122P	15" REINFORCED CONCRETE PIPE	LF	22101	24FEB22	\$100.00	107.00	\$10,700
				12APR22	\$85.00	2,443.00	\$207,655
				19MAY22	\$80.75	22,011.00	\$1,777,388
				02JUN22	\$165.00	3,093.00	\$510,345
				24MAY22	\$98.00	4,809.00	\$471,282
				26MAY22	\$87.50	15,187.00	\$1,328,863
				19MAY22	\$70.00	20.00	\$1,400
				12MAY22	\$150.00	14.00	\$2,100
				12MAY22	\$110.00	550.00	\$60,500
				02JUN22	\$325.00	996.00	\$323,700
				04AUG22	\$175.00	11.00	\$1,925
				22SEP22	\$100.00	1,510.00	\$151,000
				20OCT22	\$900.00	3.00	\$2,700

ITEM DATA AT CONTRACT LEVEL

ITEM NUMBER	DESCRIPTION	UNITS	CONTRACT	LETTING DATE	UNIT PRICE	QUANTITY	ITEM COST
601664M	VIDEO INSPECTION OF PIPE	LF	22117	24MAY22	\$17.00	958.00	\$16,286
			22453	02JUN22	\$5.80	455,000.00	\$2,639,000
			22454	09JUN22	\$5.50	305,000.00	\$1,677,500
607018P	9" X 16" CONCRETE VERTICAL CUR	LF	22101	24FEB22	\$30.00	509.00	\$15,270
			22103	12APR22	\$45.00	3,951.00	\$177,795
			22105	19MAY22	\$85.00	5,667.00	\$481,695
			22107	19MAY22	\$35.00	65,333.00	\$2,286,655
			22108	07APR22	\$86.50	2,151.00	\$186,062
			22110	02JUN22	\$89.00	1,924.00	\$171,236
			22112	02JUN22	\$53.00	10,594.00	\$561,482
			22113	21APR22	\$81.00	218.00	\$17,658
			22114	21APR22	\$45.00	464.00	\$20,880
			22115	05MAY22	\$114.00	820.00	\$93,480
			22117	24MAY22	\$86.00	17,204.00	\$1,479,544
			22118	21APR22	\$91.25	1,068.00	\$97,455
			22119	07JUN22	\$44.00	652.00	\$28,688
			22120	26MAY22	\$45.00	41,335.00	\$1,860,075
			22121	19MAY22	\$75.00	110.00	\$8,250
			22122	12MAY22	\$51.00	20.00	\$1,020
			22124	09JUN22	\$39.00	200.00	\$7,800
			22125	26MAY22	\$43.00	4,997.00	\$214,871
			22127	02JUN22	\$42.00	2,246.00	\$94,332
			22128	24MAY22	\$125.00	4,783.00	\$597,875
			22129	02JUN22	\$60.00	1,722.00	\$103,320
			22131	19MAY22	\$110.00	1,037.00	\$114,070
			22132	02JUN22	\$130.00	1,089.00	\$141,570
			22137	04AUG22	\$55.00	1,823.00	\$100,265
			22139	06OCT22	\$40.00	1,220.00	\$48,800
			22140	15SEP22	\$75.00	100.00	\$7,500
			22149	22SEP22	\$40.00	6,979.00	\$279,160
			22150	29SEP22	\$900.00	20.00	\$18,000
			22152	20OCT22	\$110.00	385.00	\$42,350
			22401	13JAN22	\$59.13	1,796.00	\$106,192
			22402	03MAR22	\$85.16	4,348.00	\$370,281
22404	22FEB22	\$67.15	3,029.00	\$203,392			
22405	06JAN22	\$64.29	4,779.00	\$307,242			
22406	10FEB22	\$59.00	1,470.00	\$86,730			
22407	24FEB22	\$57.28	7,124.00	\$408,060			
22408	04JAN22	\$40.95	2,287.00	\$93,655			
22423	03FEB22	\$1.00	100.00	\$100			
22427	03MAR22	\$85.00	45.00	\$3,825			

ITEM DATA AT CONTRACT LEVEL

ITEM NUMBER	DESCRIPTION	UNITS	CONTRACT	LETTING DATE	UNIT PRICE	QUANTITY	ITEM COST
607018P	9" X 16" CONCRETE VERTICAL CUR	LF	22428	08MAR22	\$75.00	50.00	\$3,750
			22447	23JUN22	\$63.00	179.00	\$11,277
			22449	31MAR22	\$50.00	3,200.00	\$160,000
			22463	26MAY22	\$50.00	100.00	\$5,000
			22464	02JUN22	\$60.00	100.00	\$6,000
609003M	BEAM GUIDE RAIL	LF	21139	10FEB22	\$90.22	188.00	\$16,961
			21140	06JAN22	\$47.00	387.00	\$18,189
			22101	24FEB22	\$35.00	606.00	\$21,210
			22102	03MAR22	\$38.15	5,206.00	\$198,609
			22103	12APR22	\$76.00	743.00	\$56,468
			22107	19MAY22	\$32.00	2,138.00	\$68,416
			22108	07APR22	\$38.00	23,950.00	\$910,100
			22110	02JUN22	\$40.00	1,250.00	\$50,000
			22112	02JUN22	\$38.00	8,346.00	\$317,148
			22114	21APR22	\$70.00	17.00	\$1,190
			22115	05MAY22	\$39.00	337.00	\$13,143
			22117	24MAY22	\$40.00	24,658.00	\$986,320
			22119	07JUN22	\$38.00	2,726.00	\$103,588
			22120	26MAY22	\$31.50	3,571.00	\$112,487
			22121	19MAY22	\$38.00	400.00	\$15,200
			22122	12MAY22	\$40.00	1,187.00	\$47,480
			22123	12MAY22	\$40.00	3,976.00	\$159,040
			22124	09JUN22	\$30.00	1,305.00	\$39,150
			22125	26MAY22	\$40.00	9,222.00	\$368,880
			22127	02JUN22	\$53.75	622.00	\$33,433
			22128	24MAY22	\$41.00	7,438.00	\$304,958
			22131	19MAY22	\$37.00	976.00	\$36,112
			22132	02JUN22	\$49.50	257.00	\$12,722
			22137	04AUG22	\$42.00	126.00	\$5,292
22139	06OCT22	\$80.00	63.00	\$5,040			
22149	22SEP22	\$47.00	1,129.00	\$53,063			
22423	03FEB22	\$42.00	28,000.00	\$1,176,000			
22447	23JUN22	\$40.00	376.00	\$15,040			
22463	26MAY22	\$69.50	55,600.00	\$3,864,200			
22464	02JUN22	\$52.00	37,000.00	\$1,924,000			
651064P	12" DUCTILE IRON WATER PIPE, C	LF	22107	19MAY22	\$325.00	6,610.00	\$2,148,250
			22117	24MAY22	\$495.00	105.00	\$51,975
			22119	07JUN22	\$625.00	40.00	\$25,000
			22120	26MAY22	\$425.00	21,850.00	\$9,286,250



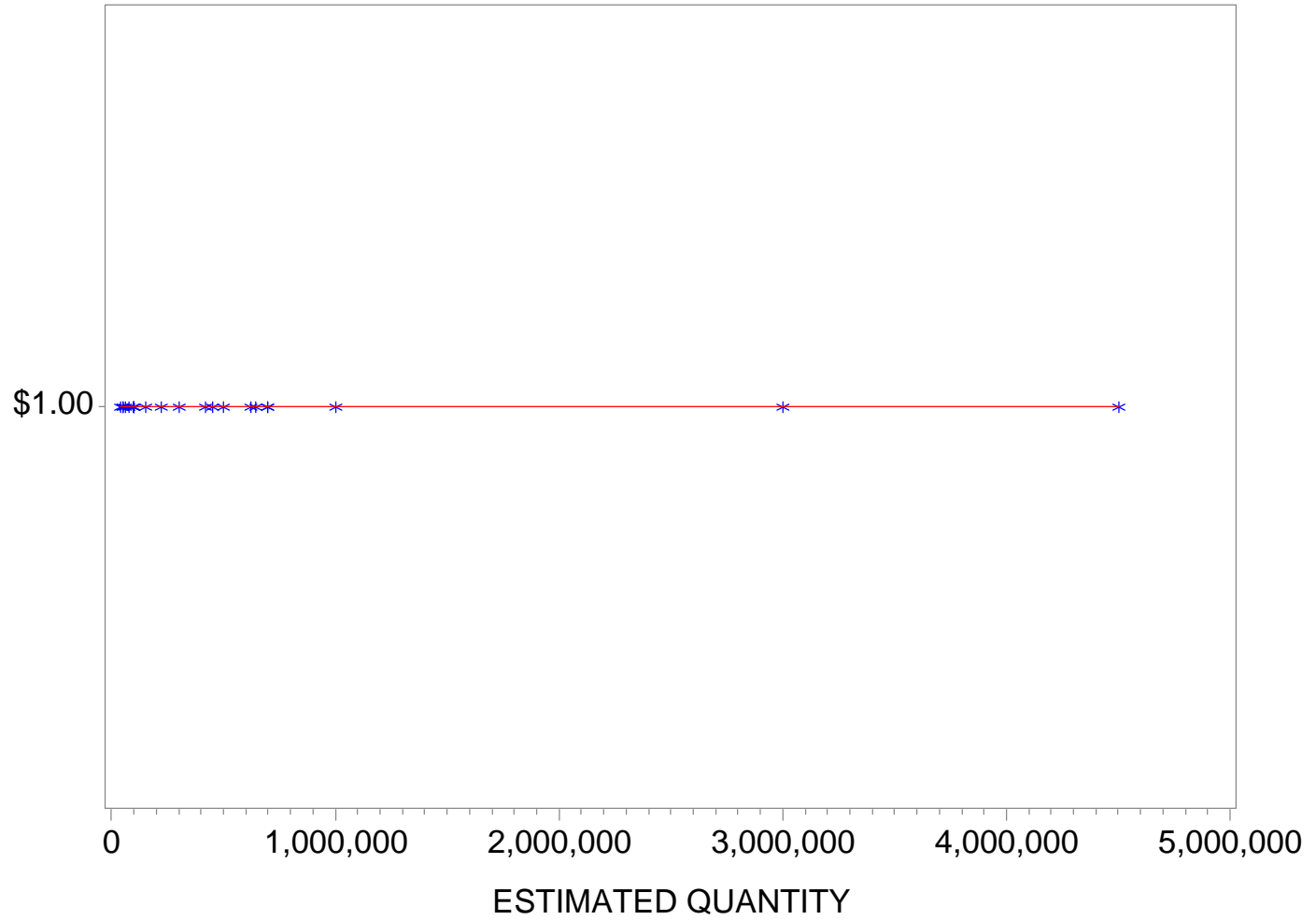
ITEM DATA AT CONTRACT LEVEL

ITEM NUMBER	DESCRIPTION	UNITS	CONTRACT	LETTING DATE	UNIT PRICE	QUANTITY	ITEM COST
704002M	ITS CONDUIT, TYPE A	LF	22101	24FEB22	\$65.00	872.00	\$56,680
			22105	19MAY22	\$60.00	158.00	\$9,480
			22107	19MAY22	\$70.62	36,012.00	\$2,543,340
			22112	02JUN22	\$57.00	6,036.00	\$344,052
			22120	26MAY22	\$87.50	18,600.00	\$1,627,500
			22121	19MAY22	\$95.00	404.00	\$38,380
			22129	02JUN22	\$45.00	990.00	\$44,550
			22137	04AUG22	\$50.00	1,052.00	\$52,600
MMB186M	LABOR CREW	HOUR	22446	10MAR22	\$595.00	3,952.00	\$2,351,440
			22448	10MAR22	\$804.00	3,952.00	\$3,177,408
			23422	13OCT22	\$434.39	20,600.00	\$8,948,331
			23423	25OCT22	\$484.43	14,800.00	\$7,169,490
			23424	20OCT22	\$470.43	5,000.00	\$2,352,150
			23425	20OCT22	\$437.78	49,000.00	\$21,451,380
			23426	25OCT22	\$484.44	18,000.00	\$8,719,920
			23434	27OCT22	\$612.76	13,000.00	\$7,965,840
MMG095M	ADJUSTMENT FACTOR	PCT	22441	19MAY22	\$0.73	6900000.00	\$5,029,410
			22442	24MAY22	\$0.85	11000000.0	\$9,326,900
			22443	26MAY22	\$0.85	6500000.00	\$5,508,100
			22444	23JUN22	\$0.84	1265000.00	\$1,062,600

New Jersey Department of Transportation  
Jan 2020 - Dec 2022

ITEM=109006M DESCRIPTION=FORCE ACCOUNT UNITS=DOLL

UNIT PRICE BID




# New Jersey Department of Transportation Jan 2020 - Dec 2022

ITEM=157004M DESCRIPTION=CONSTRUCTION LAYOUT UNITS=DOLL

UNIT PRICE BID

\$1,300,000.00  
\$1,200,000.00  
\$1,100,000.00  
\$1,000,000.00  
\$900,000.00  
\$800,000.00  
\$700,000.00  
\$600,000.00  
\$500,000.00  
\$400,000.00  
\$300,000.00  
\$200,000.00  
\$100,000.00  
\$0.00



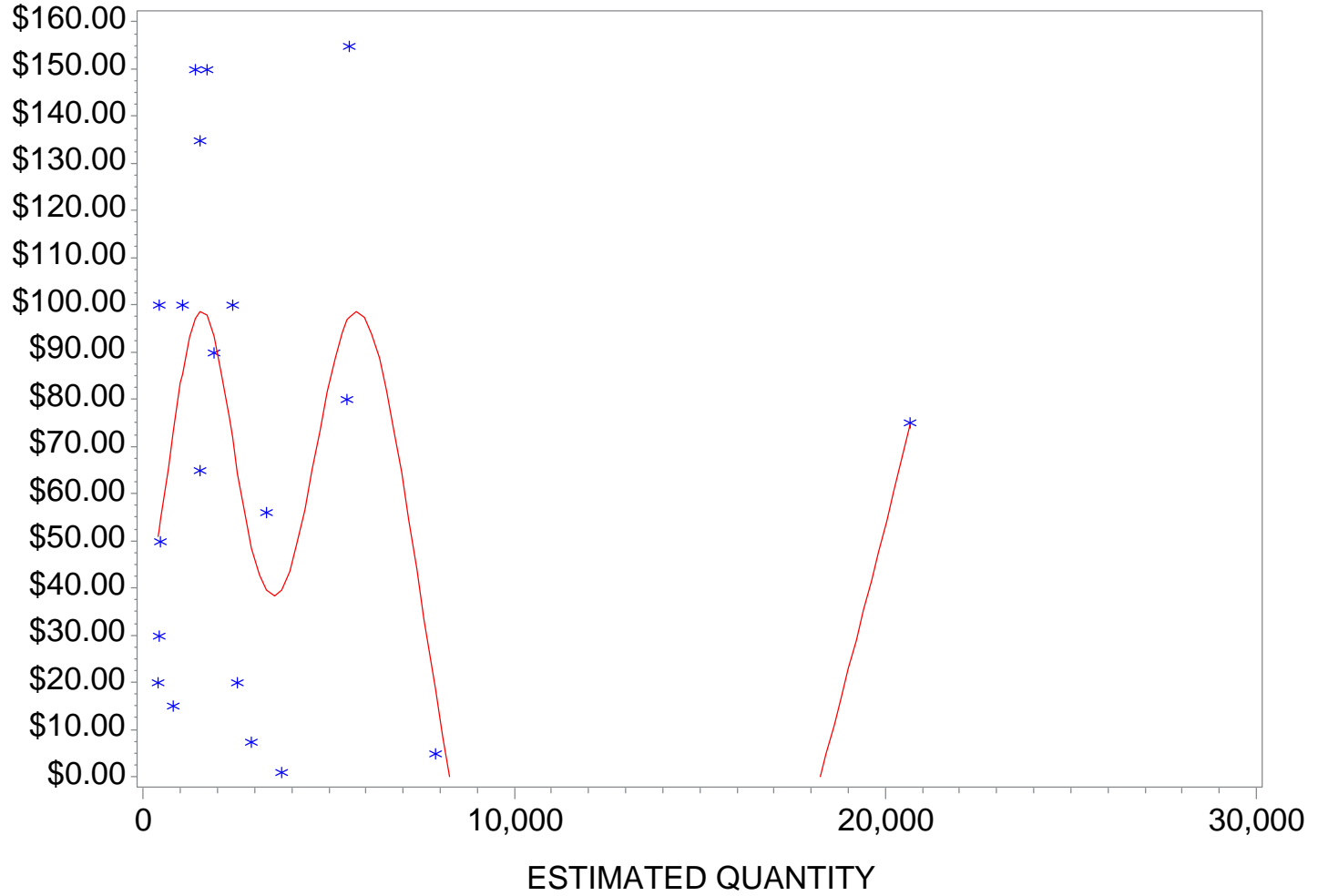
1

ESTIMATED QUANTITY

# New Jersey Department of Transportation Jan 2020 - Dec 2022

ITEM=159021P DESCRIPTION=CONSTRUCTION BARRIER CURB UNITS=LF

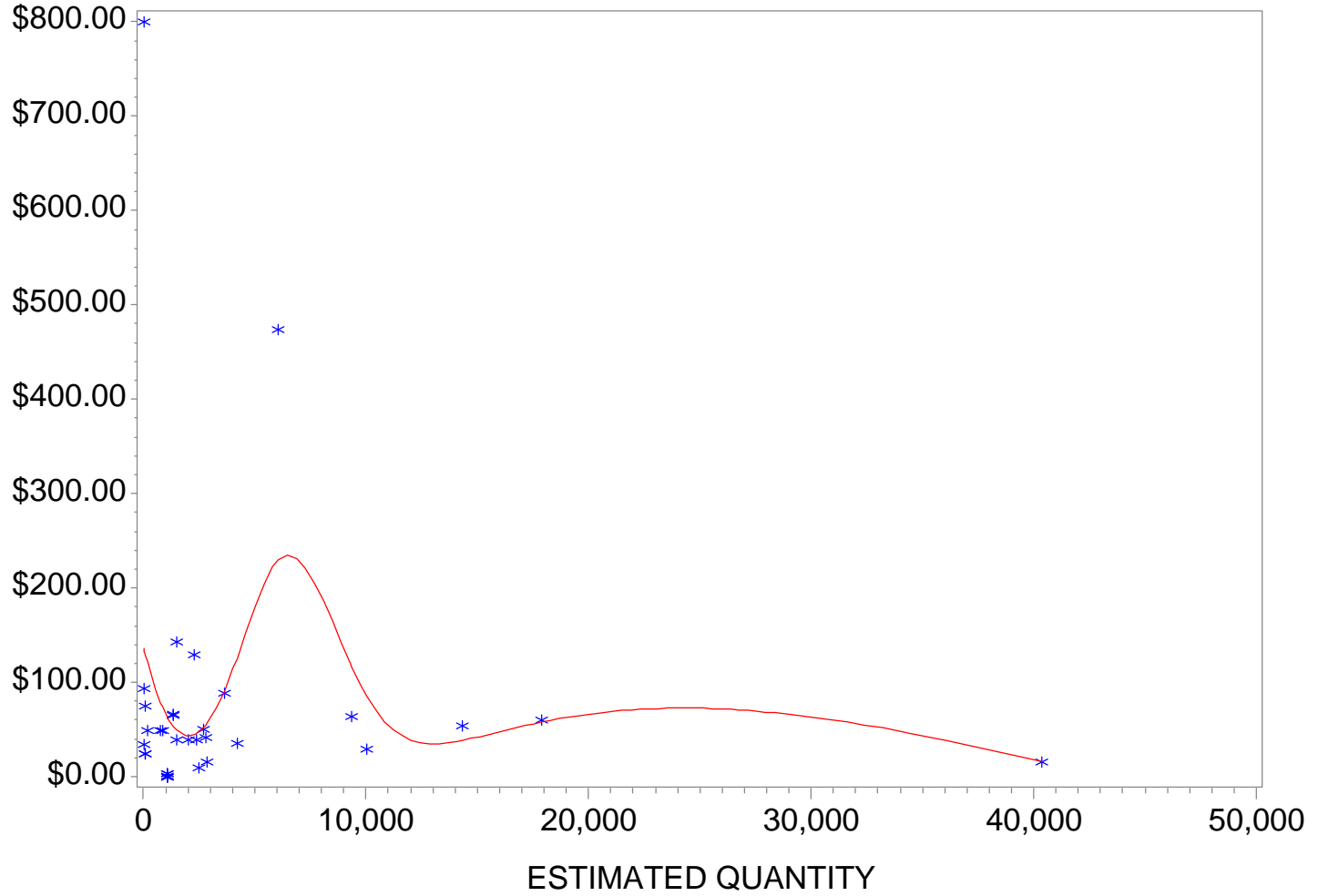
UNIT PRICE BID



# New Jersey Department of Transportation Jan 2020 - Dec 2022

ITEM=202009P DESCRIPTION=EXCAVATION, UNCLASSIFIED UNITS=CY

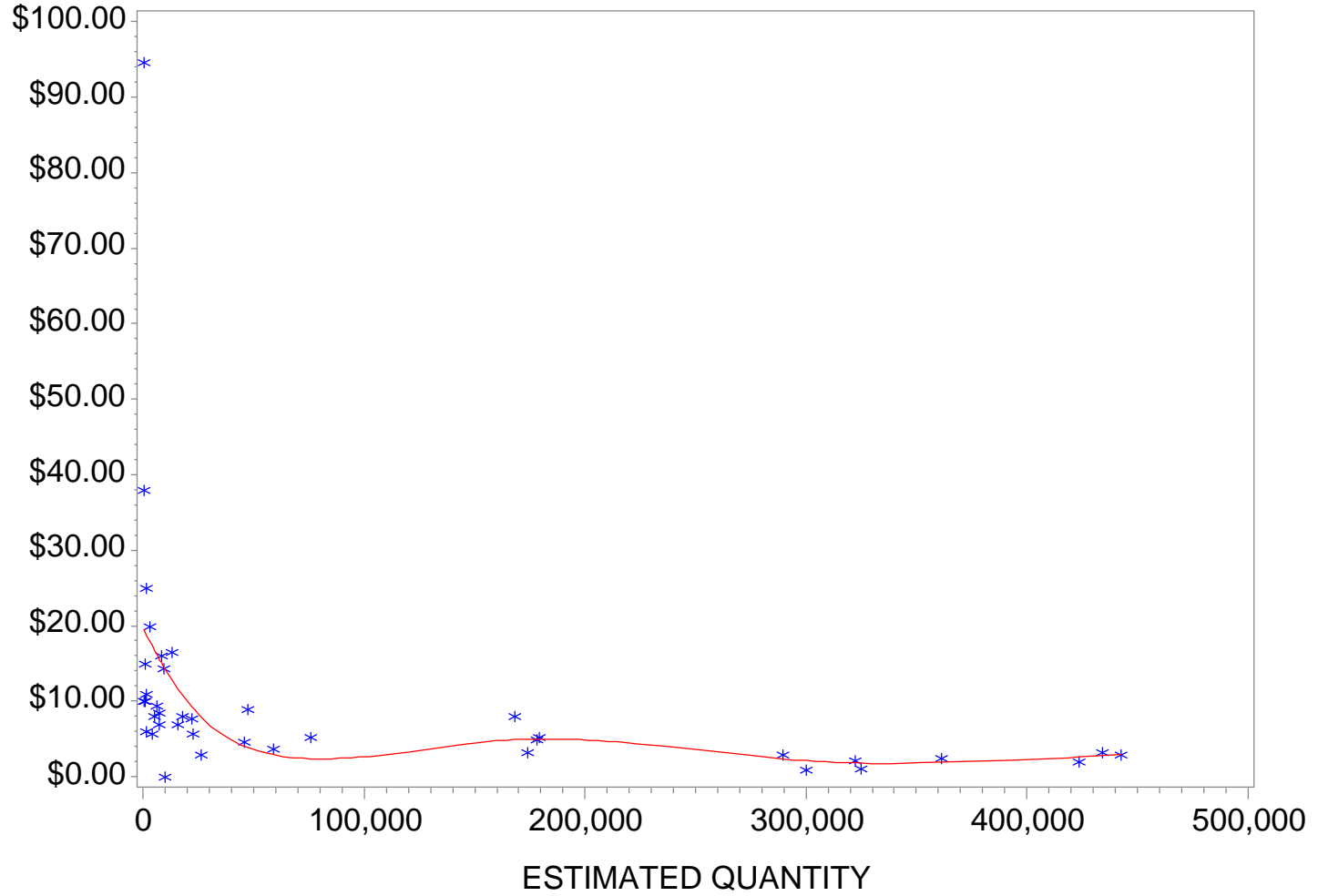
UNIT PRICE BID



# New Jersey Department of Transportation Jan 2020 - Dec 2022

ITEM=401009P DESCRIPTION=HMA MILLING, 3" OR LESS UNITS=SY

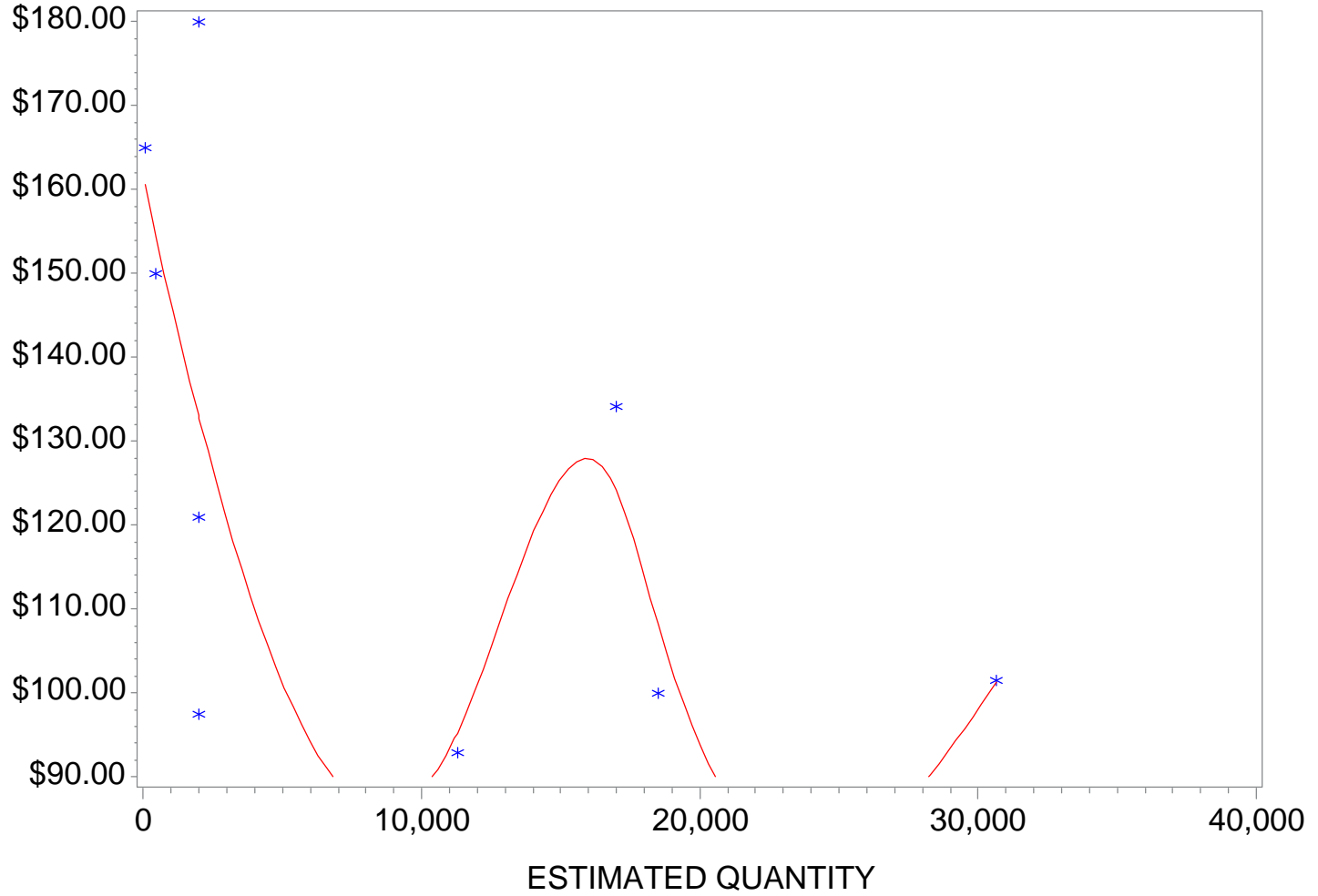
UNIT PRICE BID



# New Jersey Department of Transportation Jan 2020 - Dec 2022

ITEM=401042M DESCRIPTION=HOT MIX ASPHALT 9.5 M 64 SURFA UNITS=T

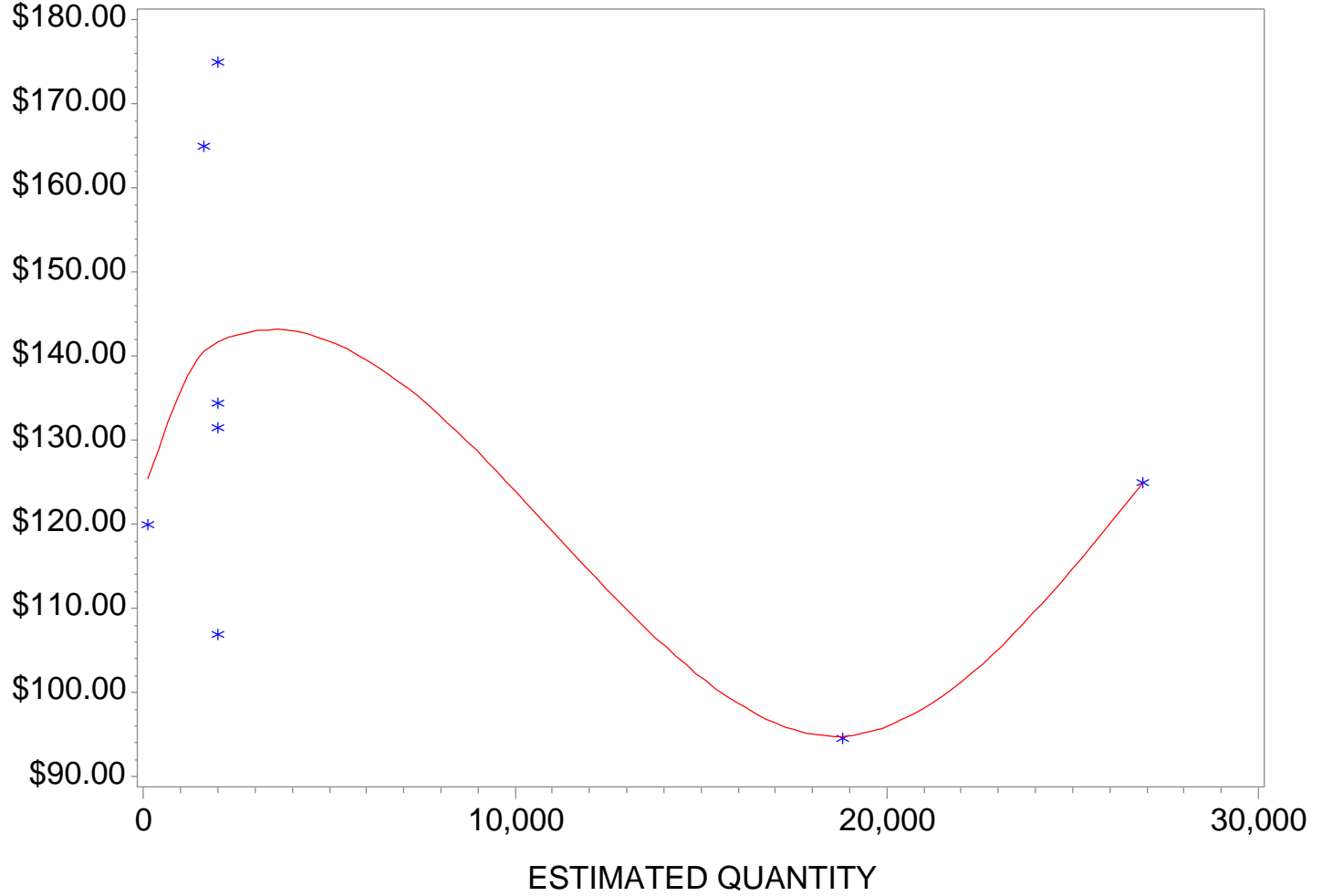
UNIT PRICE BID



### New Jersey Department of Transportation Jan 2020 - Dec 2022

ITEM=401049M DESCRIPTION=HOT MIX ASPHALT 9.5 ME SURFACE UNITS=T

UNIT PRICE BID

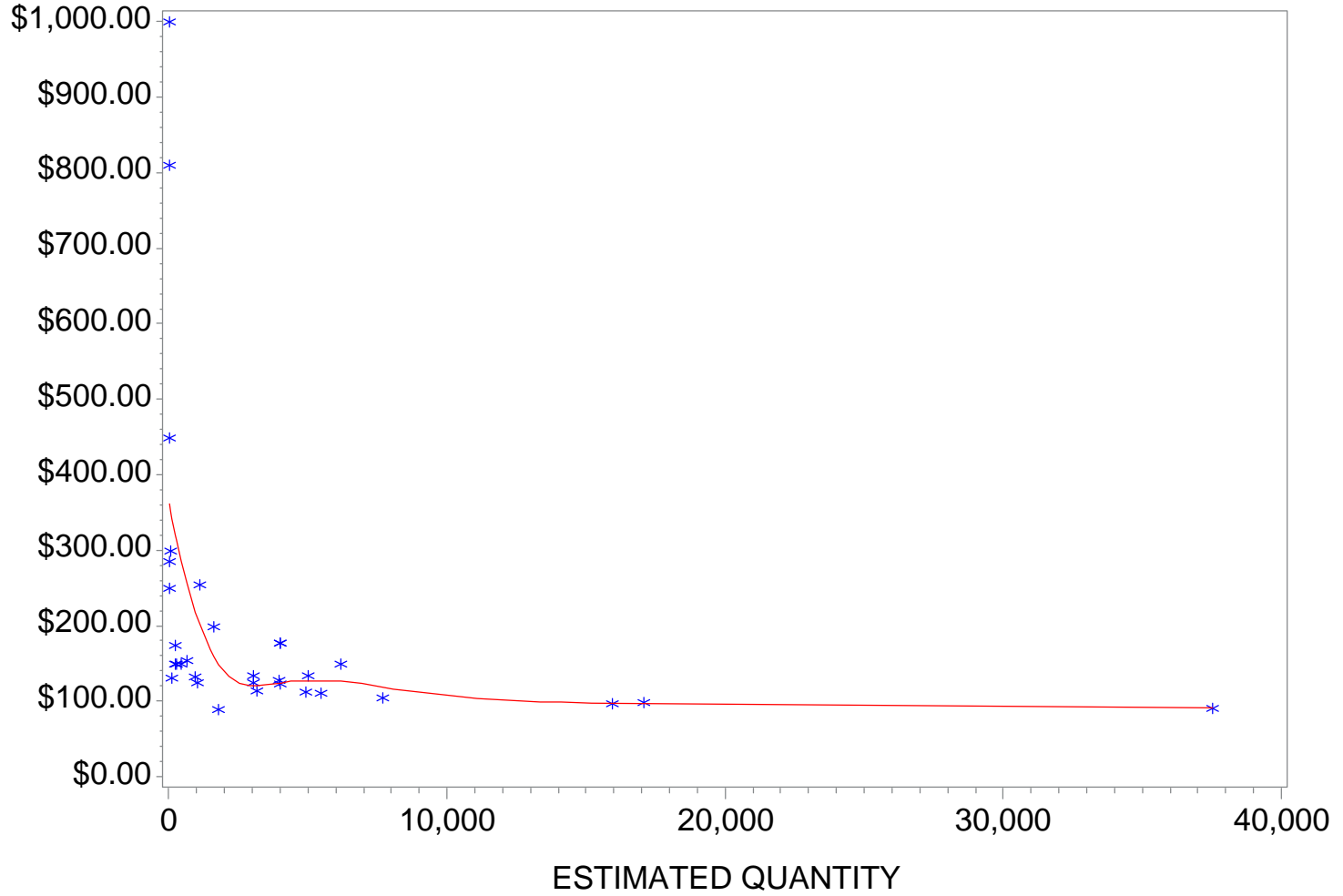




# New Jersey Department of Transportation Jan 2020 - Dec 2022

ITEM=401054M DESCRIPTION=HOT MIX ASPHALT 12.5 M 64 SURF UNITS=T

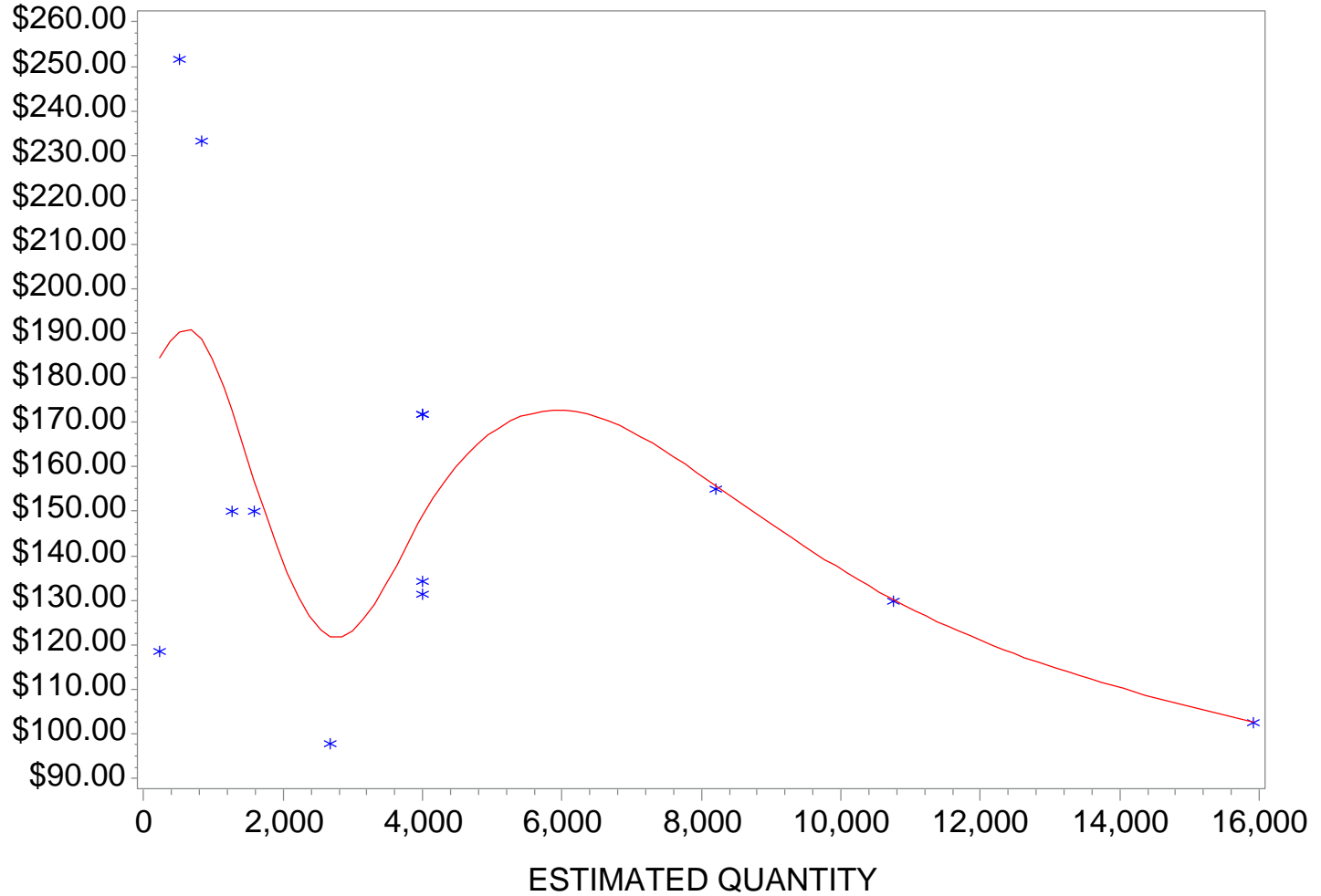
UNIT PRICE BID



# New Jersey Department of Transportation Jan 2020 - Dec 2022

ITEM=401061M DESCRIPTION=HMA 12.5 M E SURFACE COURSE UNITS=T

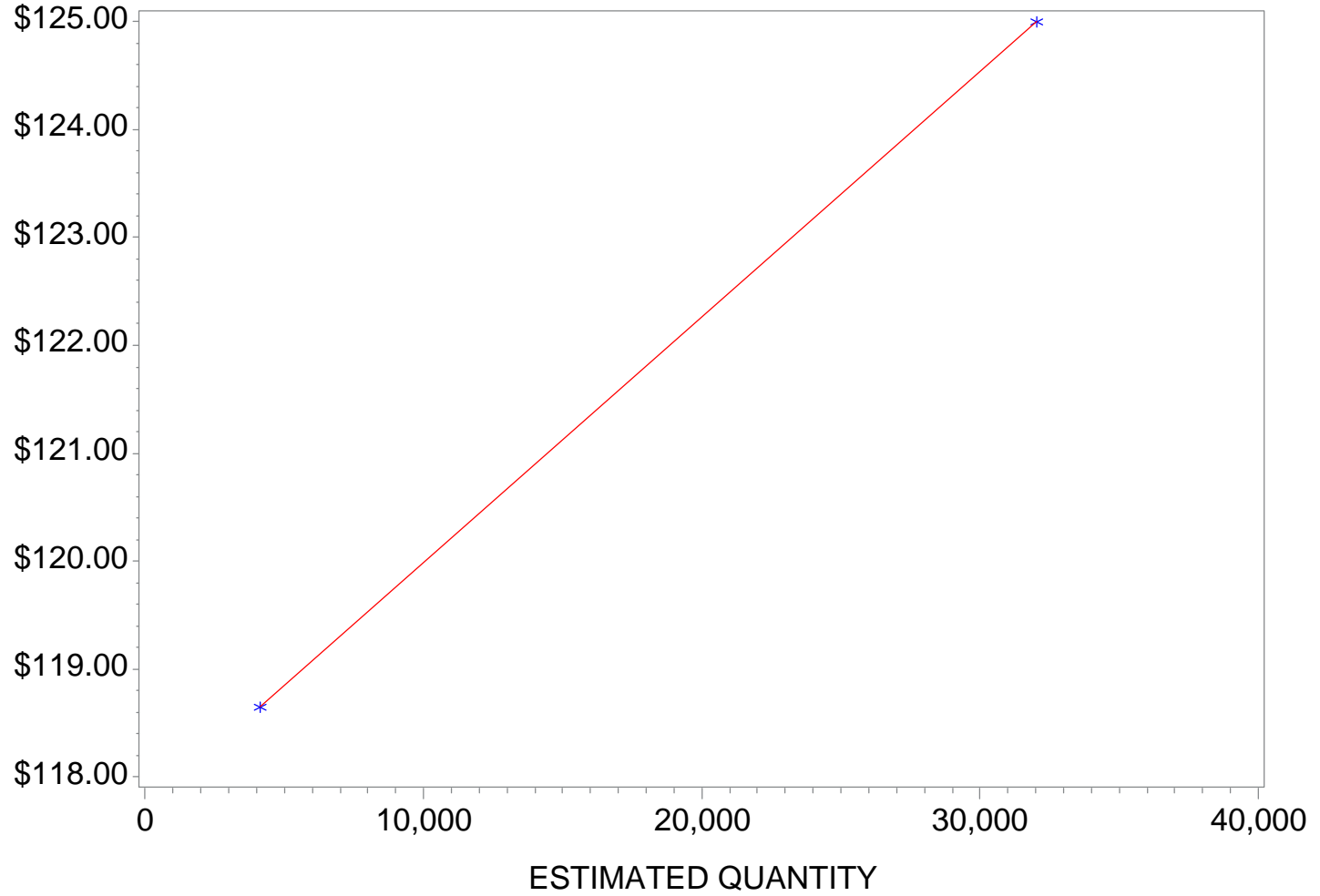
UNIT PRICE BID



### New Jersey Department of Transportation Jan 2020 - Dec 2022

ITEM=401073M DESCRIPTION=HMA 9.5 M E INTERMEDIATE COURSE UNITS=T

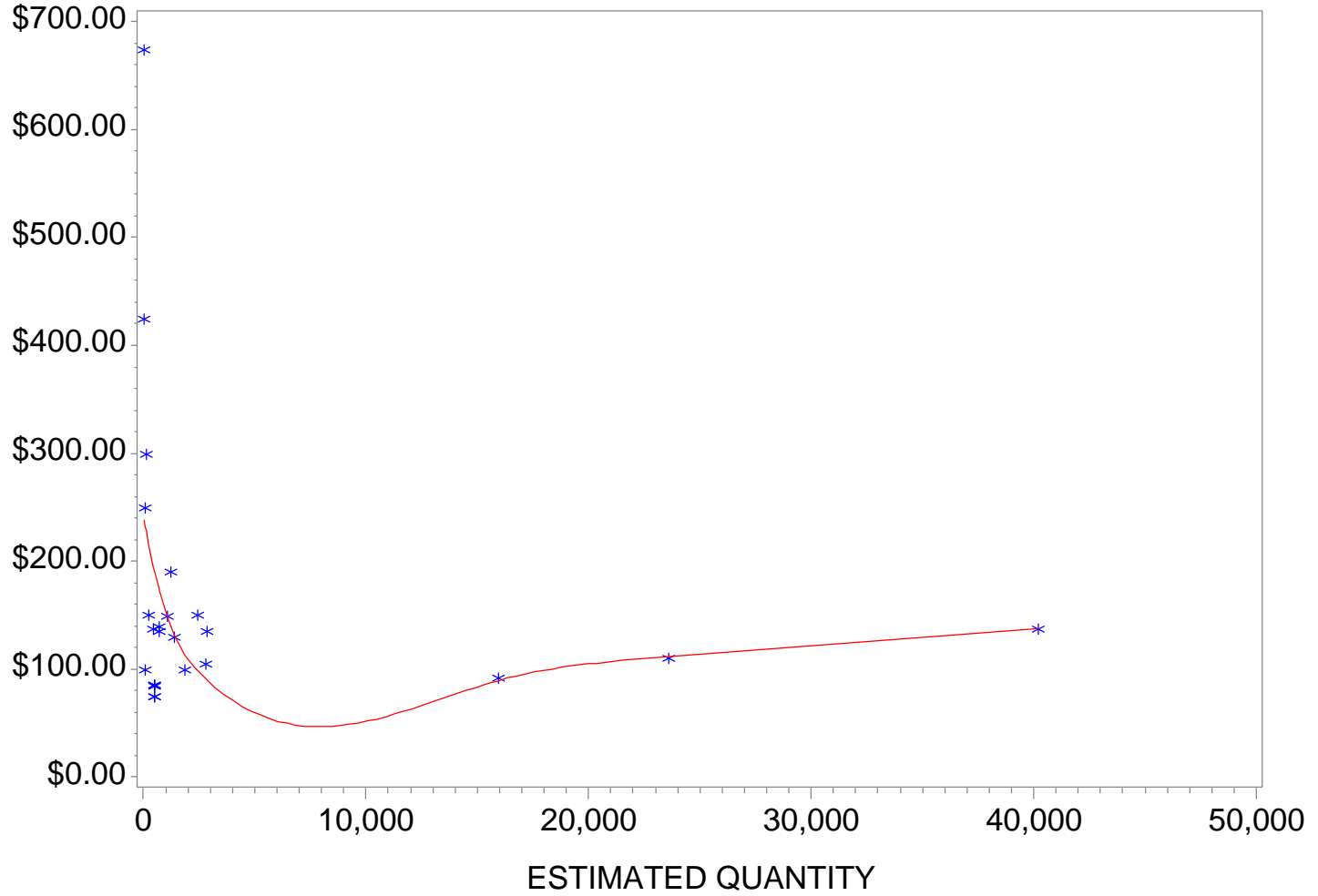
UNIT PRICE BID



# New Jersey Department of Transportation Jan 2020 - Dec 2022

ITEM=401099M DESCRIPTION=HOT MIX ASPHALT 25 M 64 BASE C UNITS=T

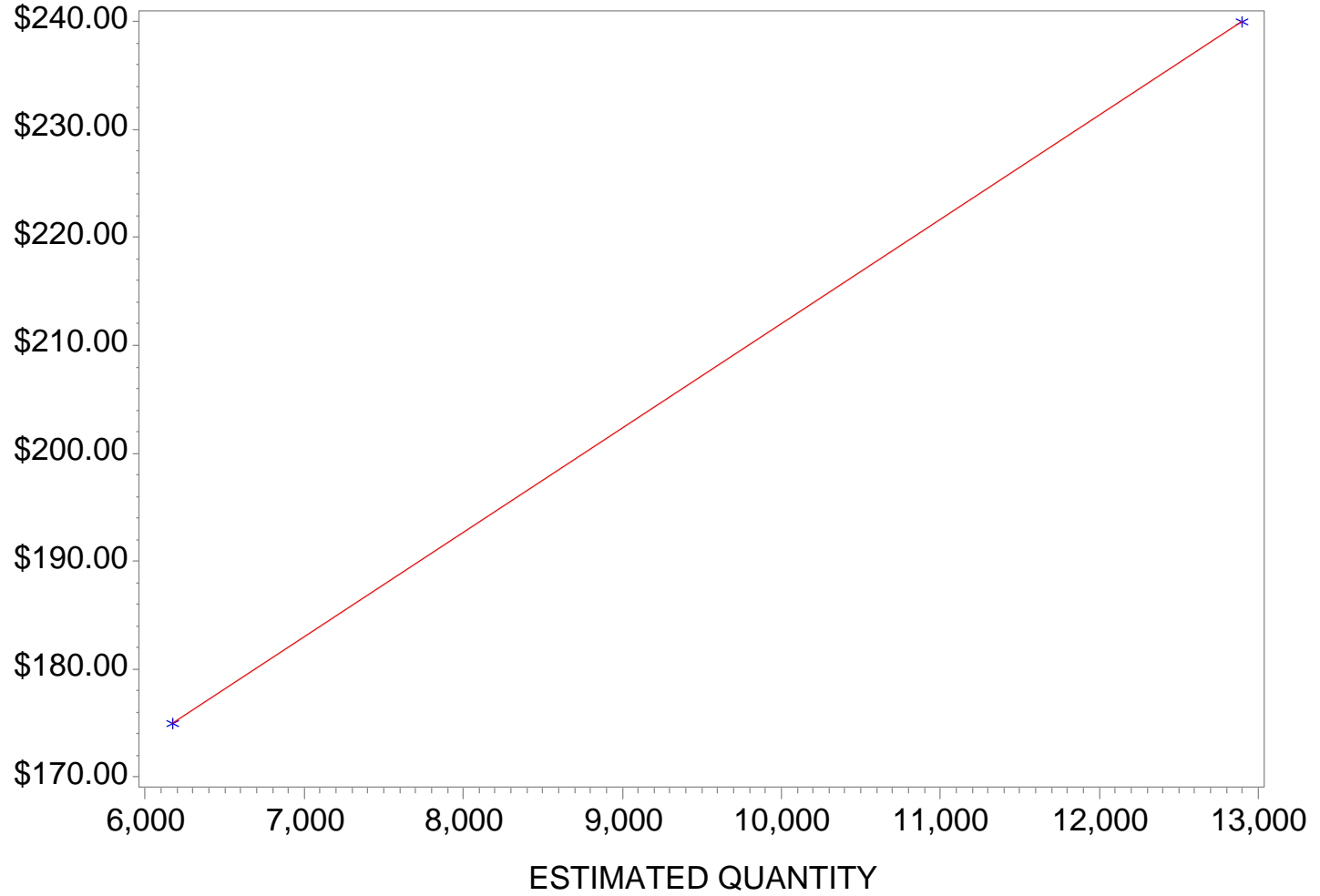
UNIT PRICE BID



# New Jersey Department of Transportation Jan 2020 - Dec 2022

ITEM=403003M DESCRIPTION=ULTRA-THIN FRICTION COURSE UNITS=T

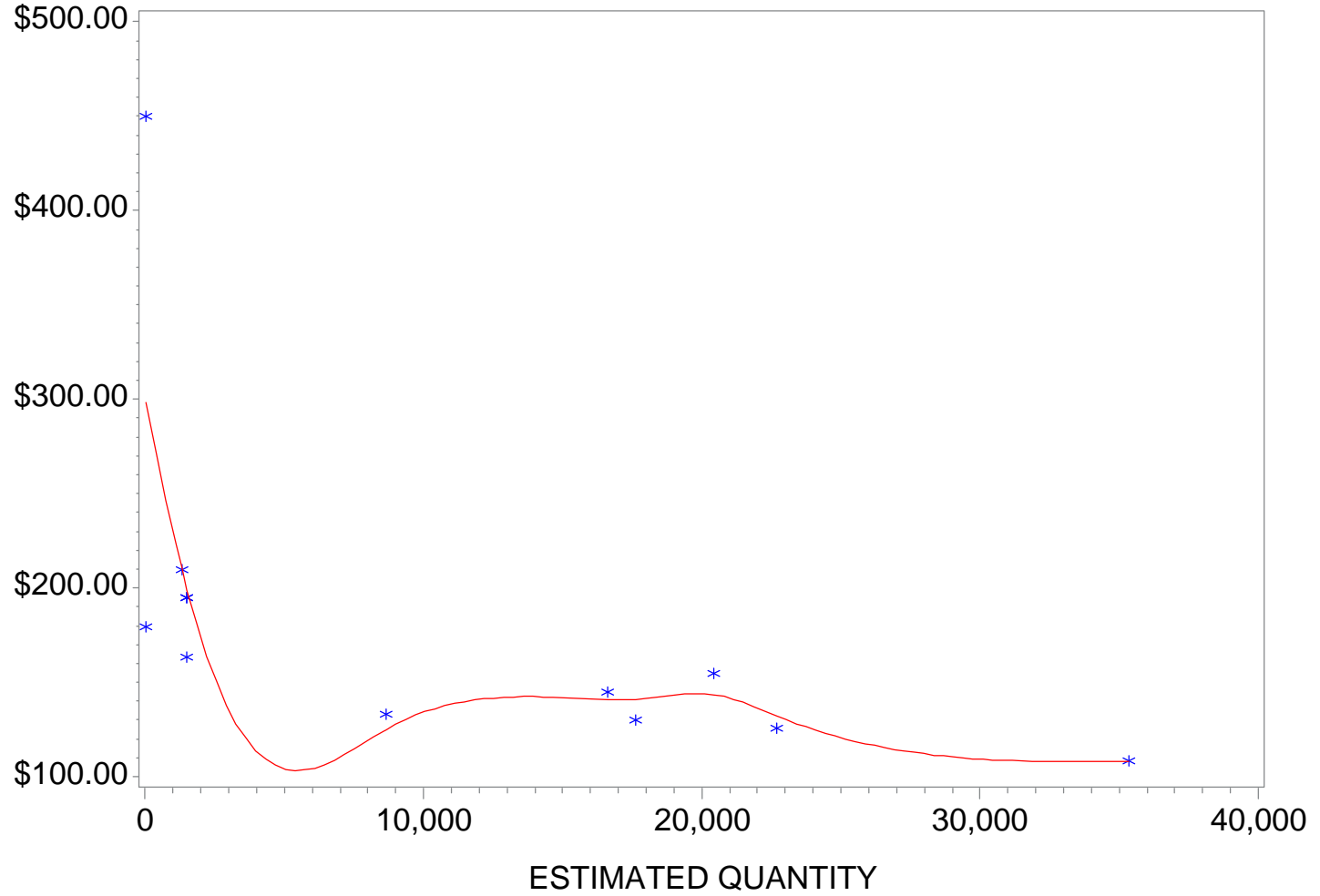
UNIT PRICE BID



# New Jersey Department of Transportation Jan 2020 - Dec 2022

ITEM=404006M DESCRIPTION=STONE MATRIX ASPHALT 12.5 MM S UNITS=T

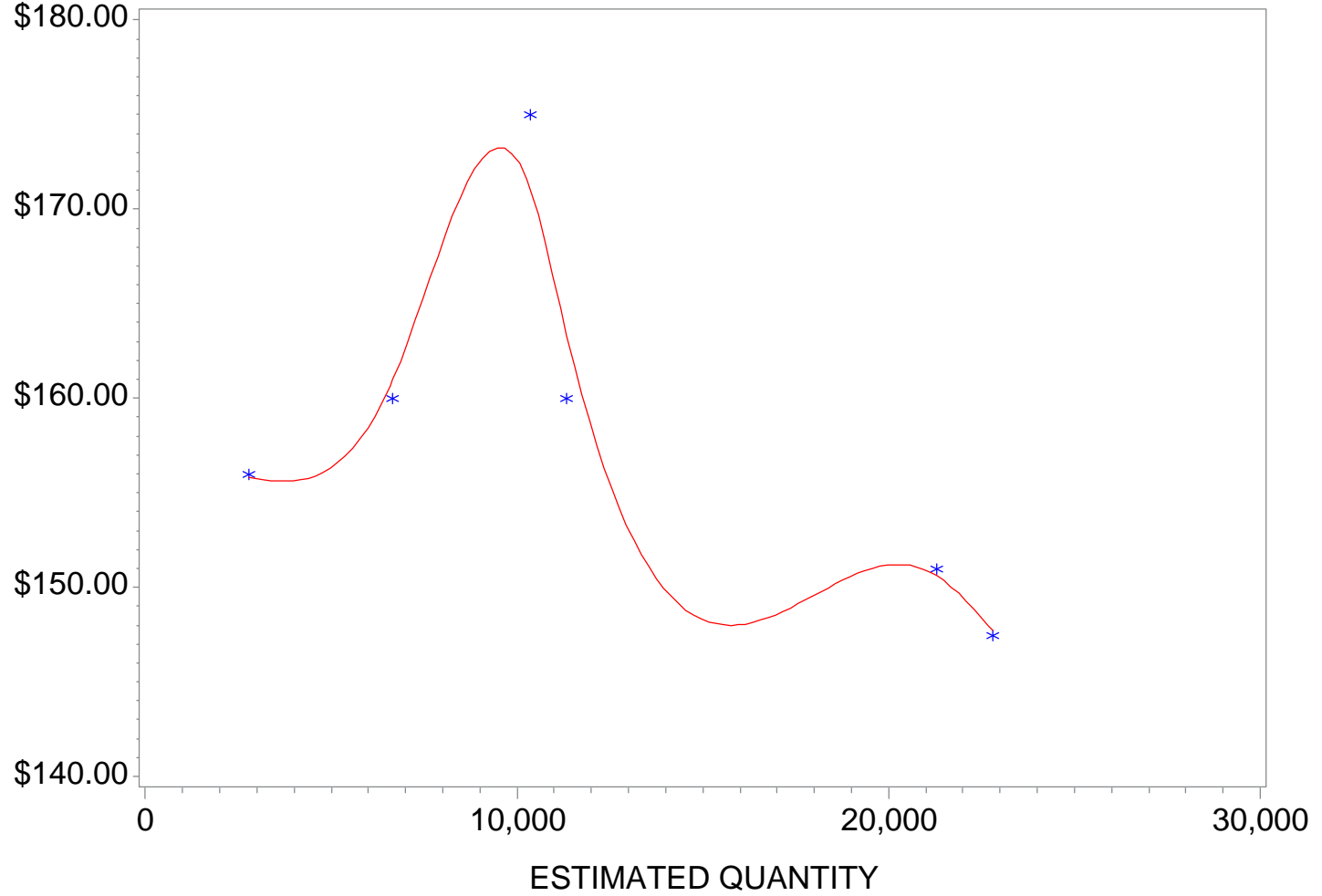
UNIT PRICE BID



# New Jersey Department of Transportation Jan 2020 - Dec 2022

ITEM=406005M DESCRIPTION=HIGH PERFORMANCE THIN OVERLAY UNITS=T


UNIT PRICE BID



New Jersey Department of Transportation  
Jan 2020 - Dec 2022

ITEM=406010M DESCRIPTION=ULTRA-HPTO UNITS=T

UNIT PRICE BID



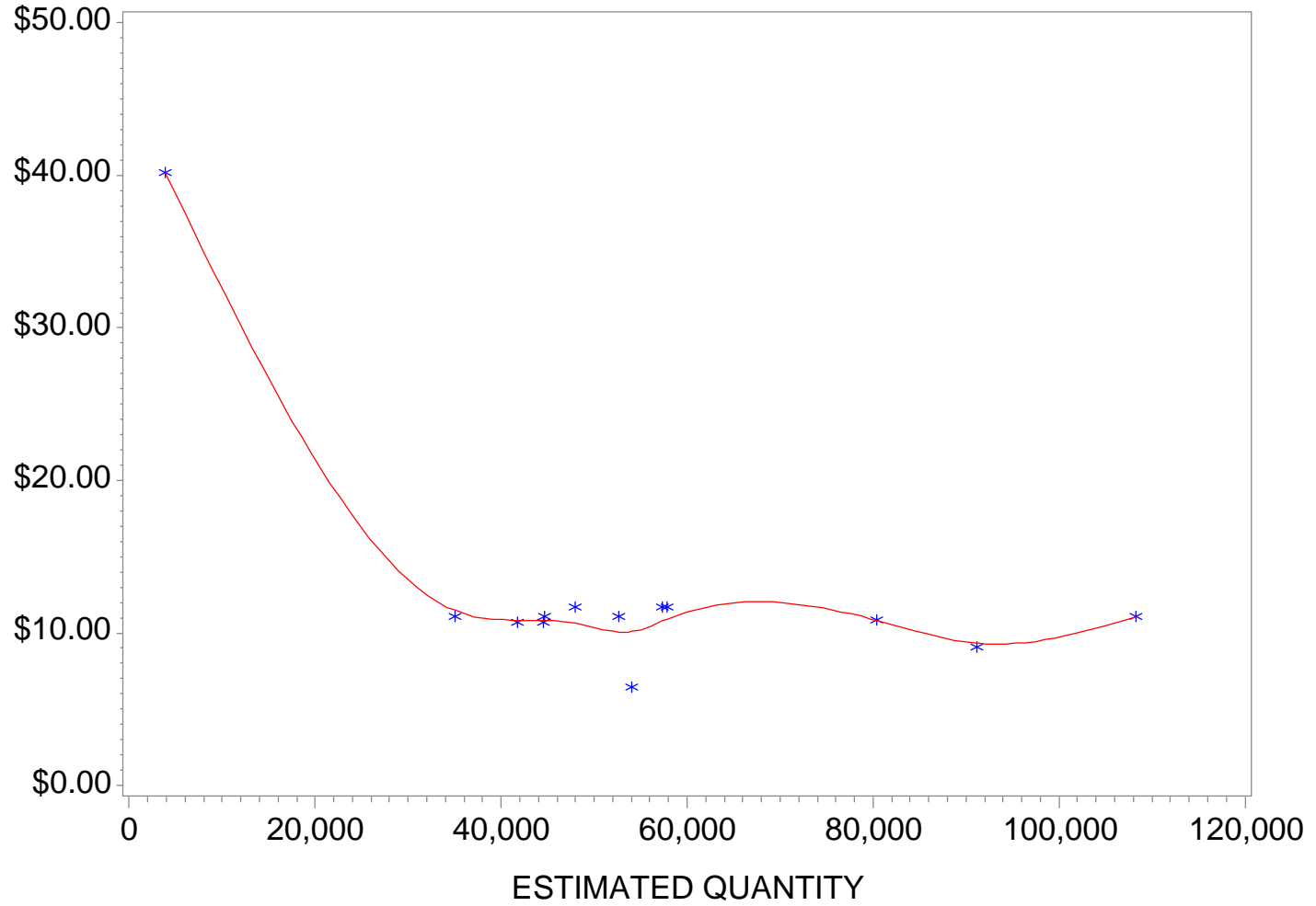
ESTIMATED QUANTITY



### New Jersey Department of Transportation Jan 2020 - Dec 2022

ITEM=421011M DESCRIPTION=SLURRY SEAL EMULSION UNITS=GAL


UNIT PRICE BID



New Jersey Department of Transportation  
Jan 2020 - Dec 2022

ITEM=511006P DESCRIPTION=STEEL SHEET PILING UNITS=SF

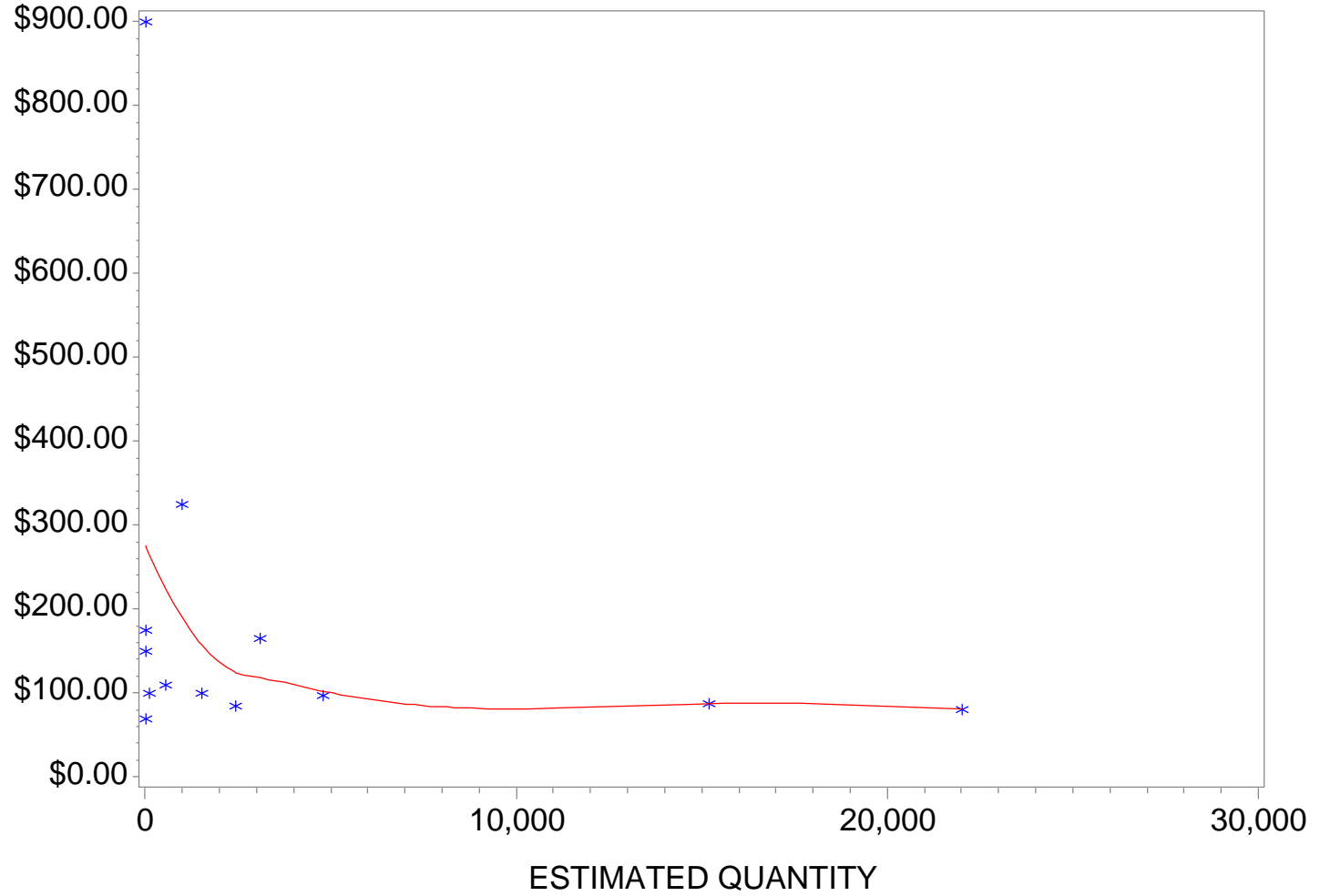
UNIT PRICE BID



### New Jersey Department of Transportation Jan 2020 - Dec 2022

ITEM=601122P DESCRIPTION=15" REINFORCED CONCRETE PIPE UNITS=LF

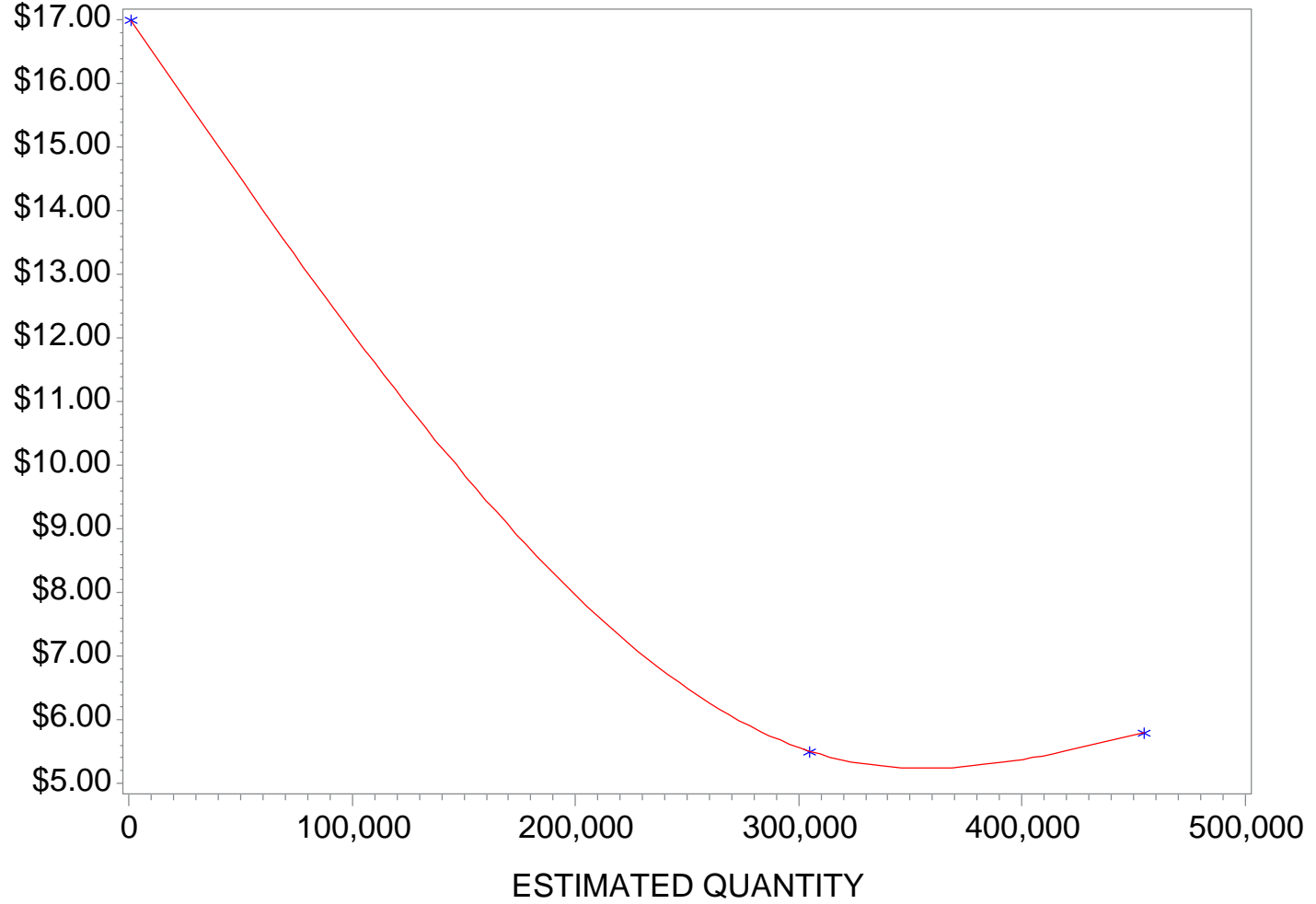
UNIT PRICE BID



# New Jersey Department of Transportation Jan 2020 - Dec 2022

ITEM=601664M DESCRIPTION=VIDEO INSPECTION OF PIPE UNITS=LF

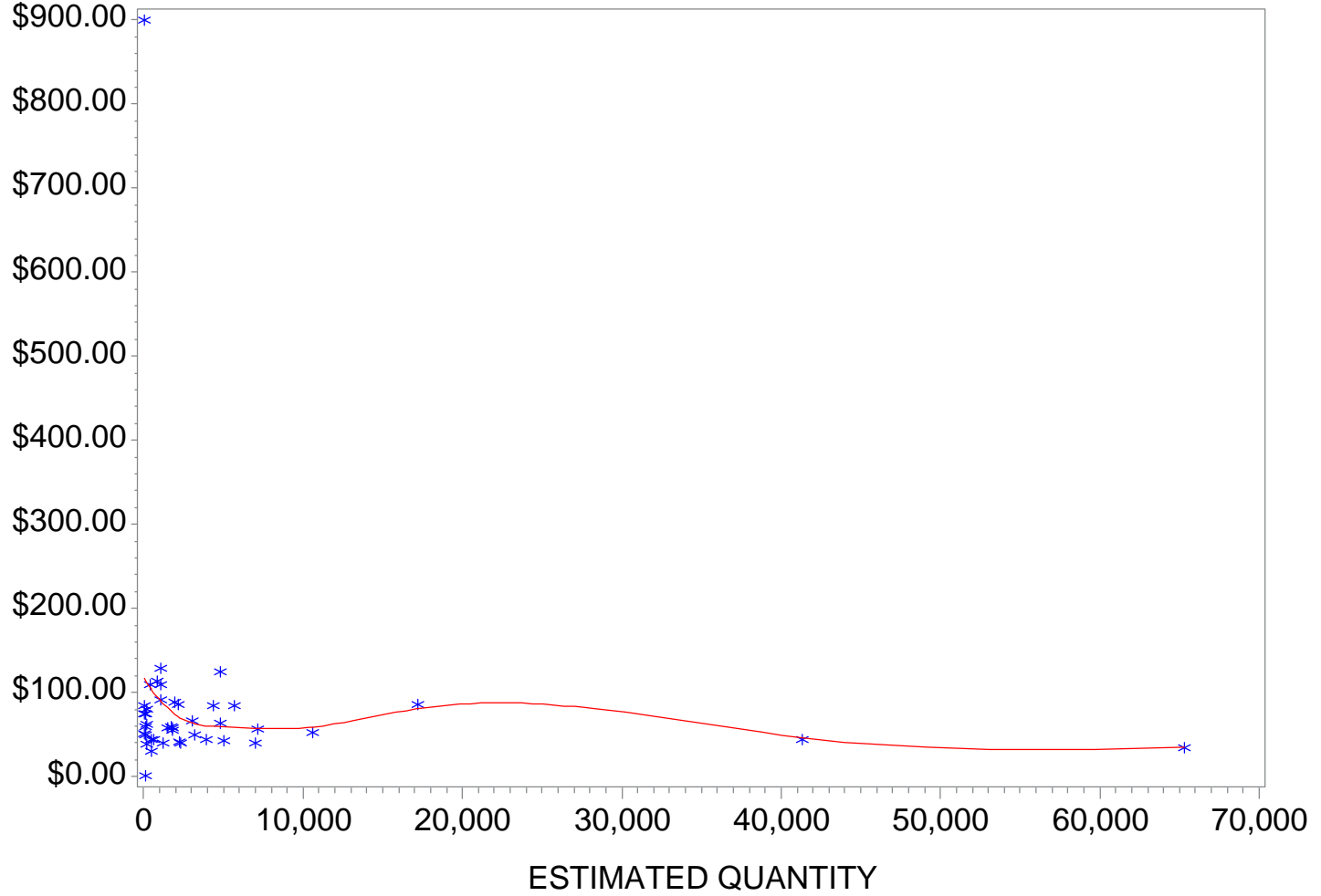
UNIT PRICE BID



### New Jersey Department of Transportation Jan 2020 - Dec 2022

ITEM=607018P DESCRIPTION=9" X 16" CONCRETE VERTICAL CUR UNITS=LF

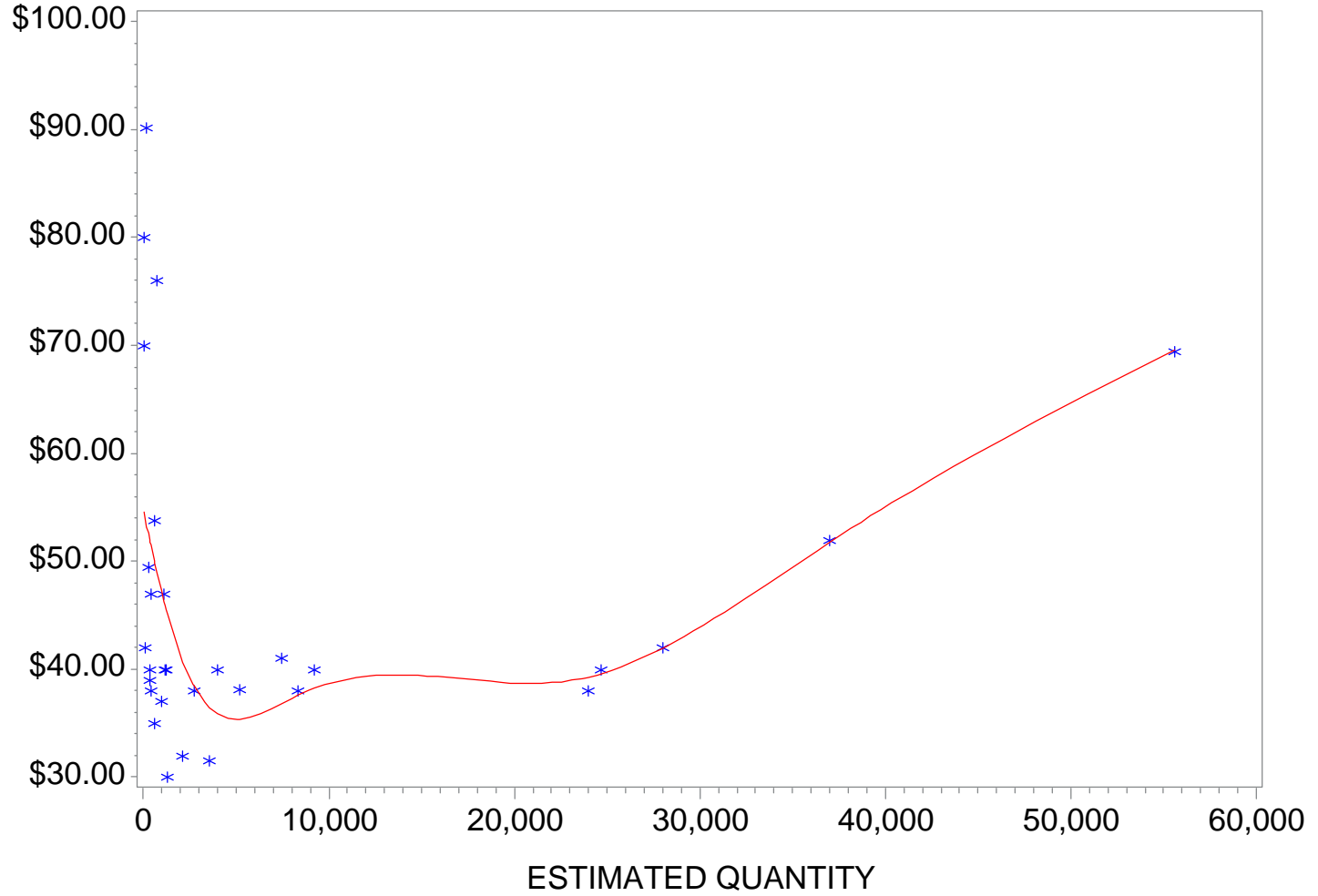
UNIT PRICE BID



# New Jersey Department of Transportation Jan 2020 - Dec 2022

ITEM=609003M DESCRIPTION=BEAM GUIDE RAIL UNITS=LF

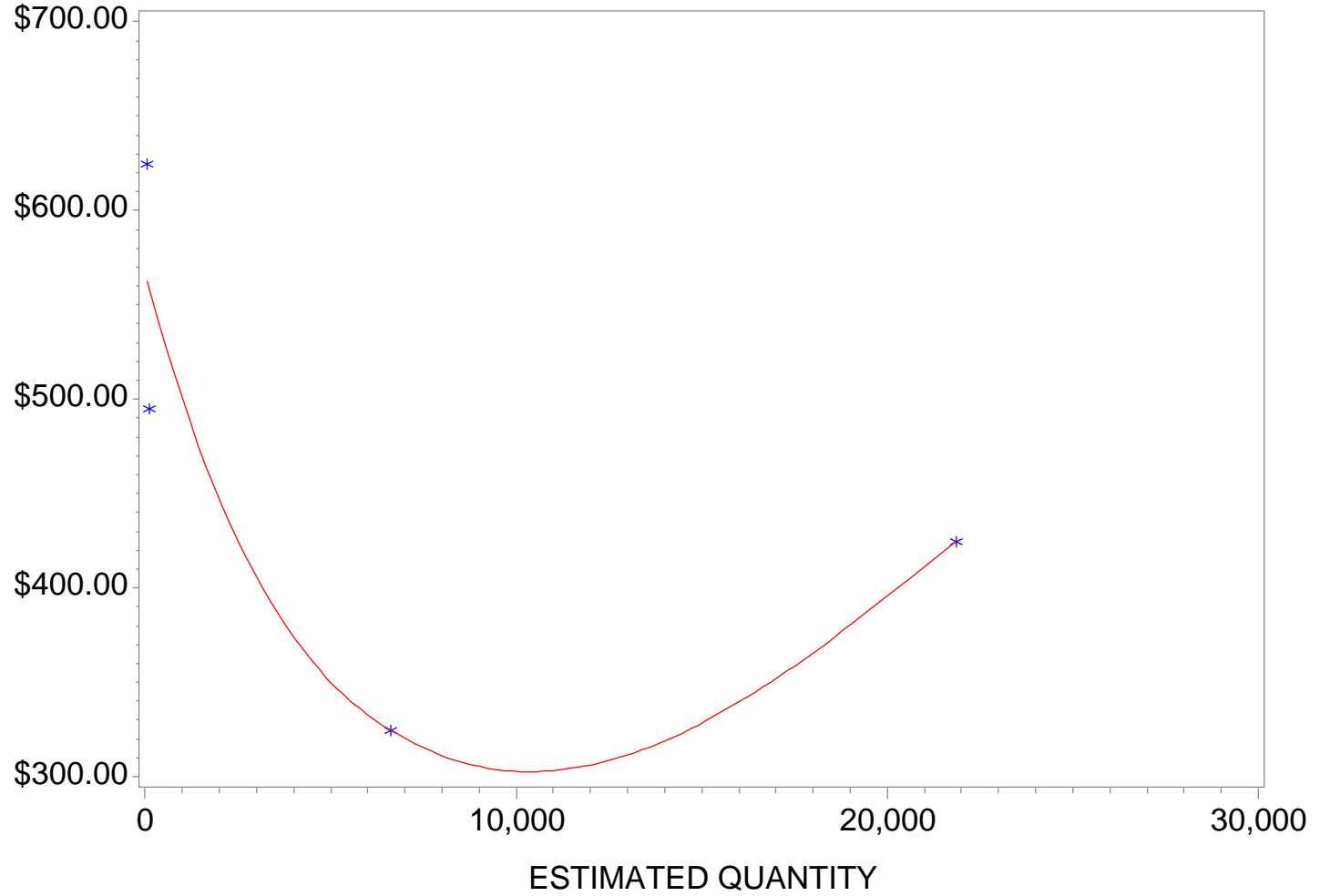
UNIT PRICE BID



### New Jersey Department of Transportation Jan 2020 - Dec 2022

ITEM=651064P DESCRIPTION=12" DUCTILE IRON WATER PIPE, C UNITS=LF

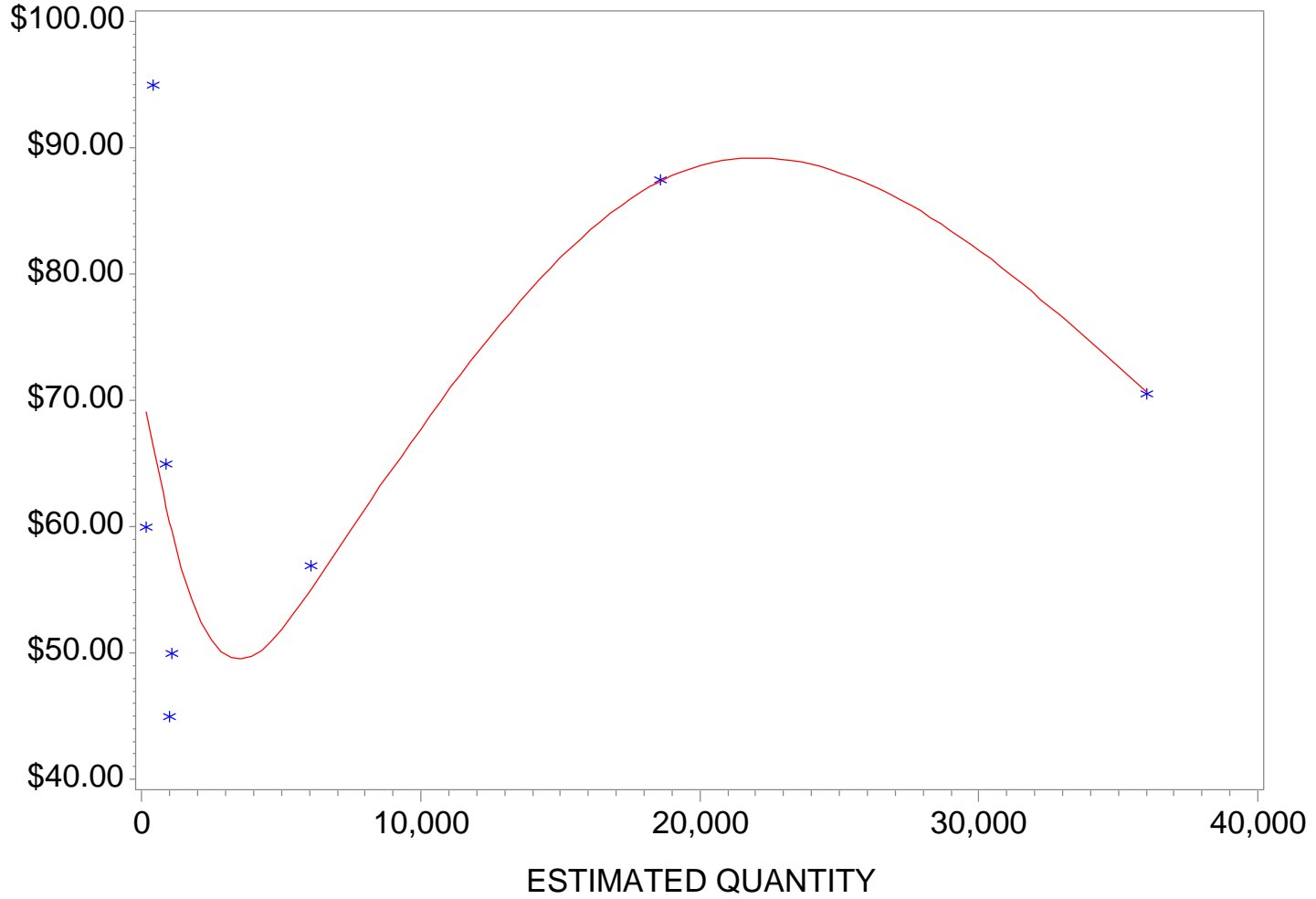
UNIT PRICE BID



# New Jersey Department of Transportation Jan 2020 - Dec 2022

ITEM=704002M DESCRIPTION=ITS CONDUIT, TYPE A UNITS=LF

UNIT PRICE BID

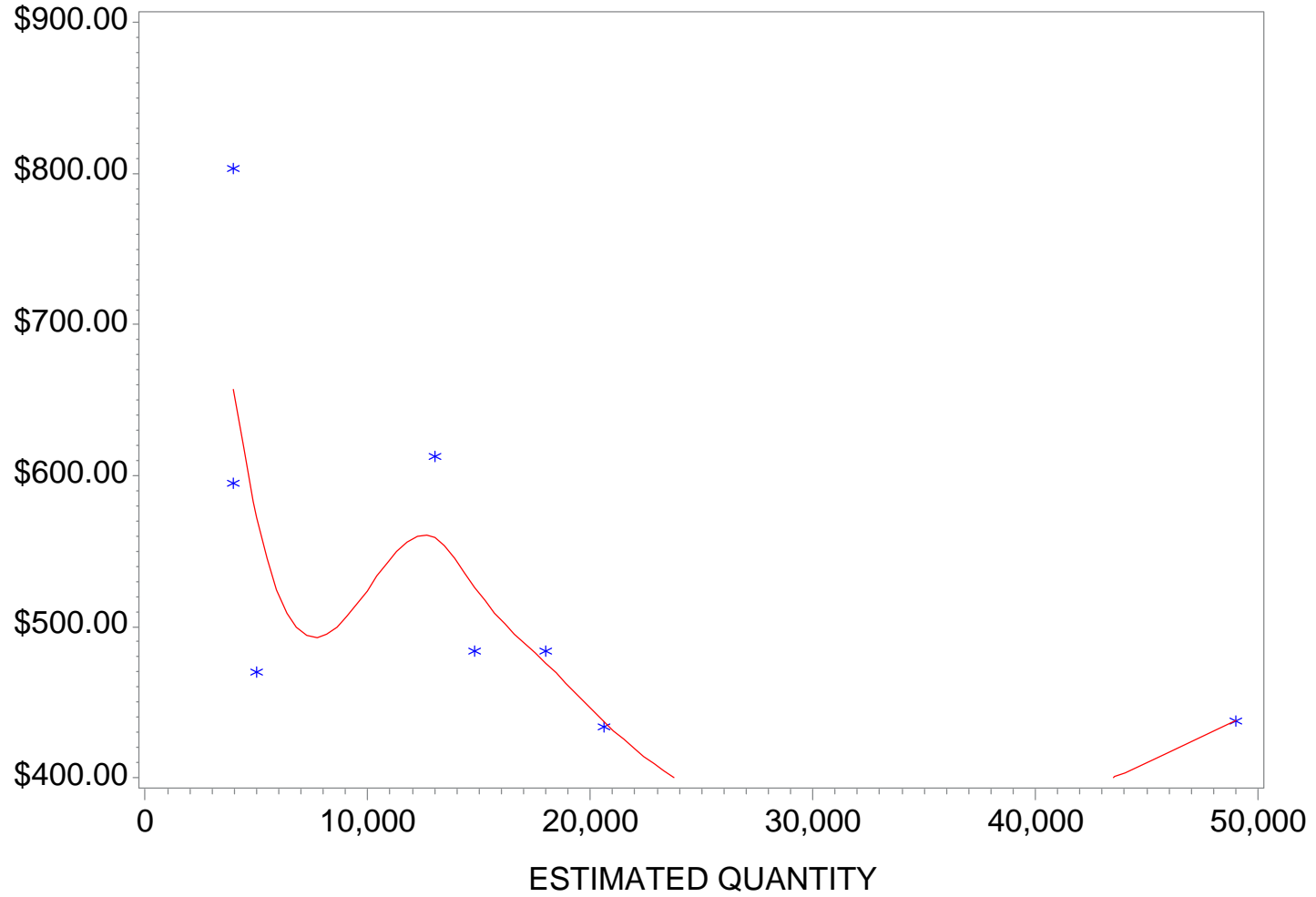




# New Jersey Department of Transportation Jan 2020 - Dec 2022

ITEM=MMB186M DESCRIPTION=LABOR CREW UNITS=HOUR

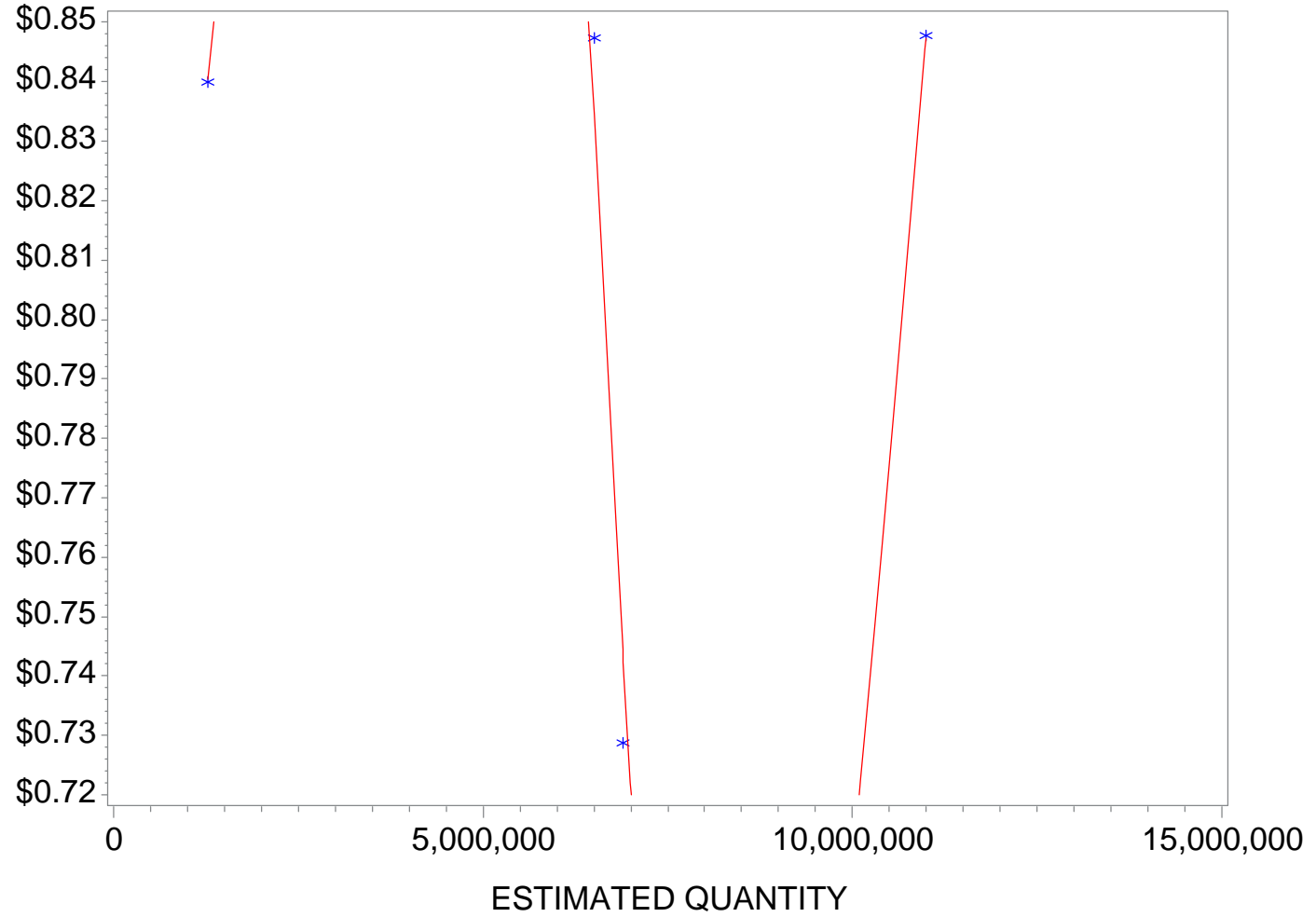
UNIT PRICE BID



# New Jersey Department of Transportation Jan 2020 - Dec 2022

ITEM=MMG095M DESCRIPTION=ADJUSTMENT FACTOR UNITS=PCT

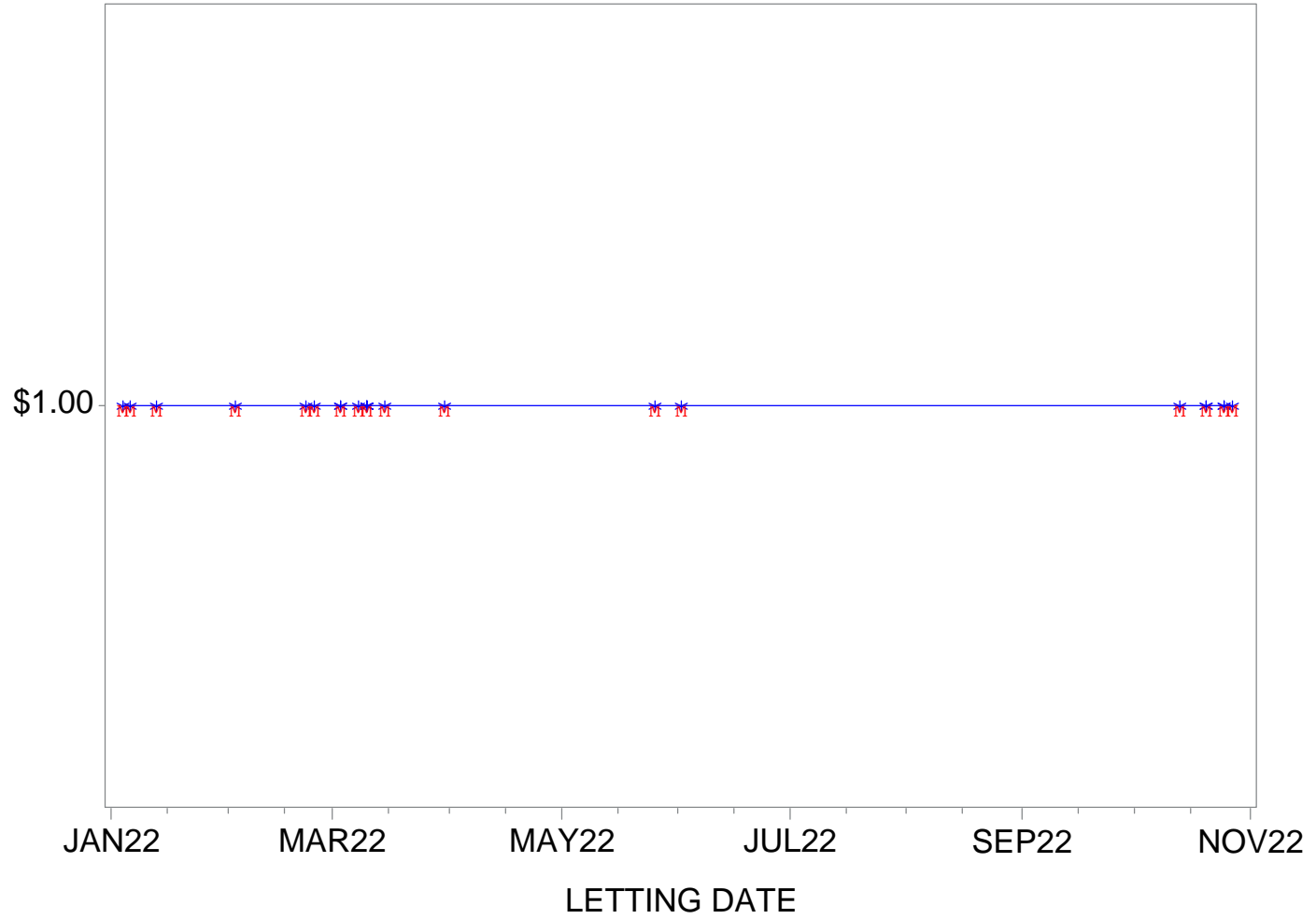
UNIT PRICE BID



New Jersey Department of Transportation  
Jan 2020 - Dec 2022

ITEM=109006M DESCRIPTION=FORCE ACCOUNT UNITS=DOLL

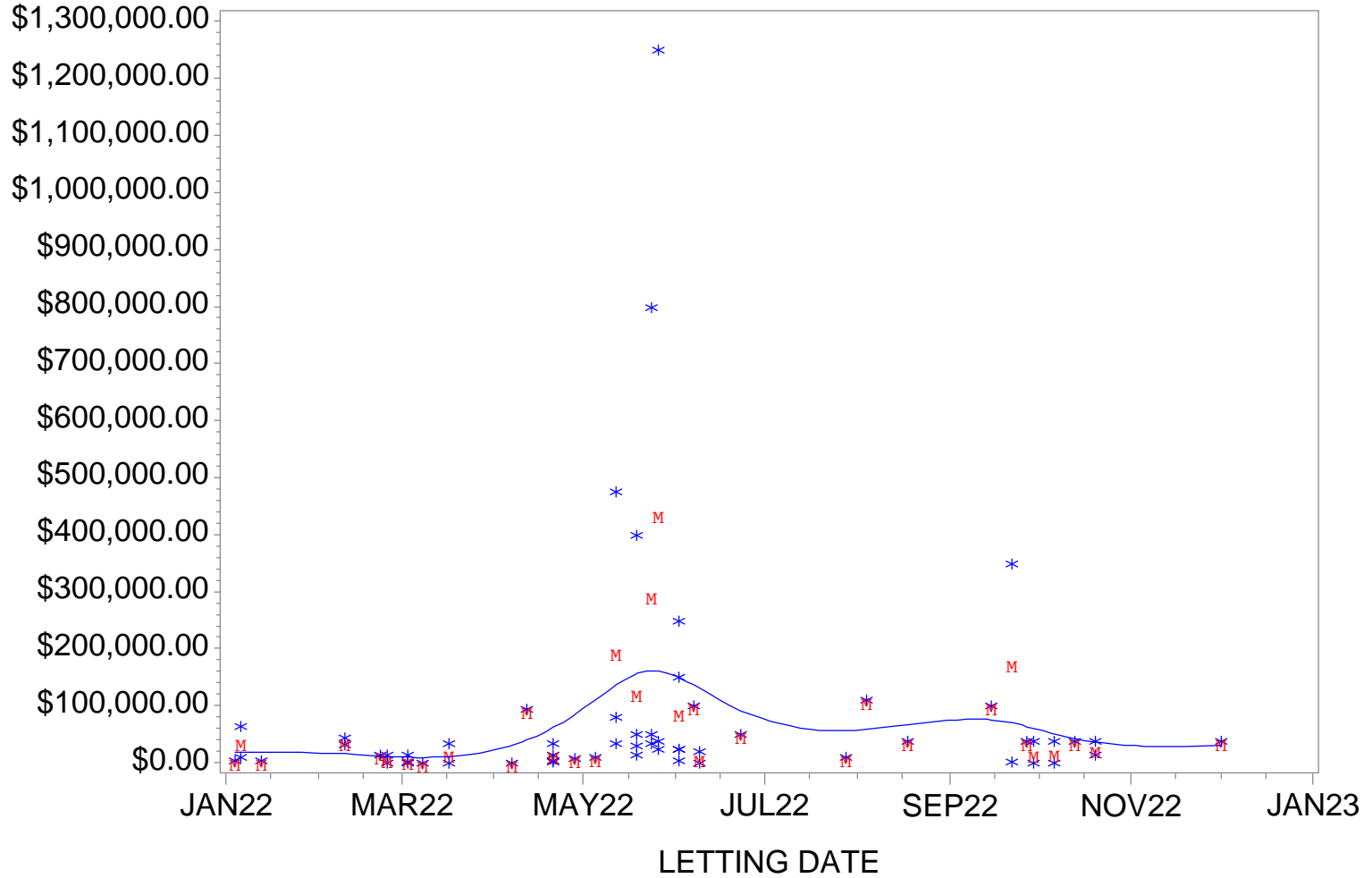
UNIT PRICE BID



# New Jersey Department of Transportation Jan 2020 - Dec 2022

ITEM=157004M DESCRIPTION=CONSTRUCTION LAYOUT UNITS=DOLL

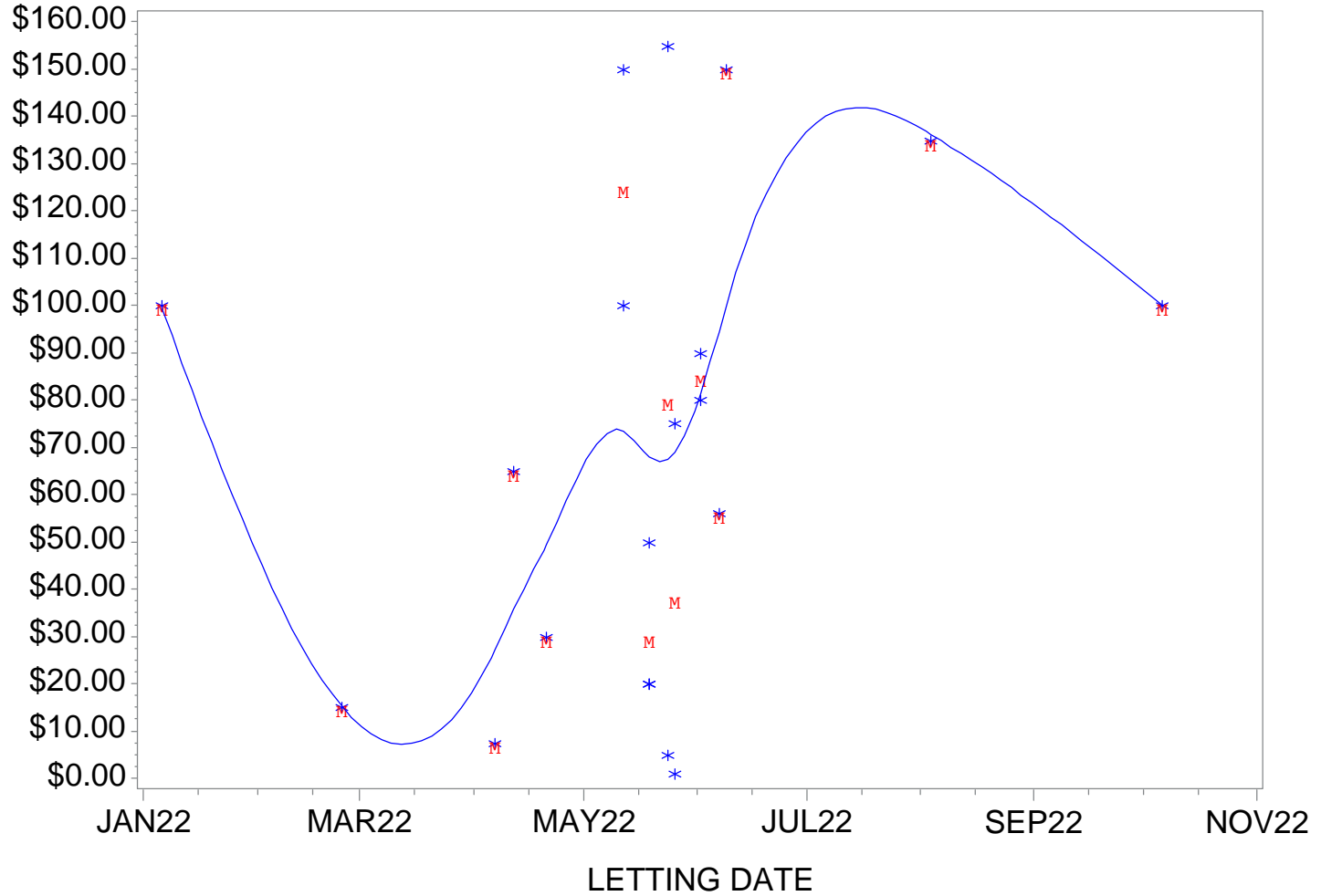
UNIT PRICE BID



## New Jersey Department of Transportation Jan 2020 - Dec 2022

ITEM=159021P DESCRIPTION=CONSTRUCTION BARRIER CURB UNITS=LF

UNIT PRICE BID

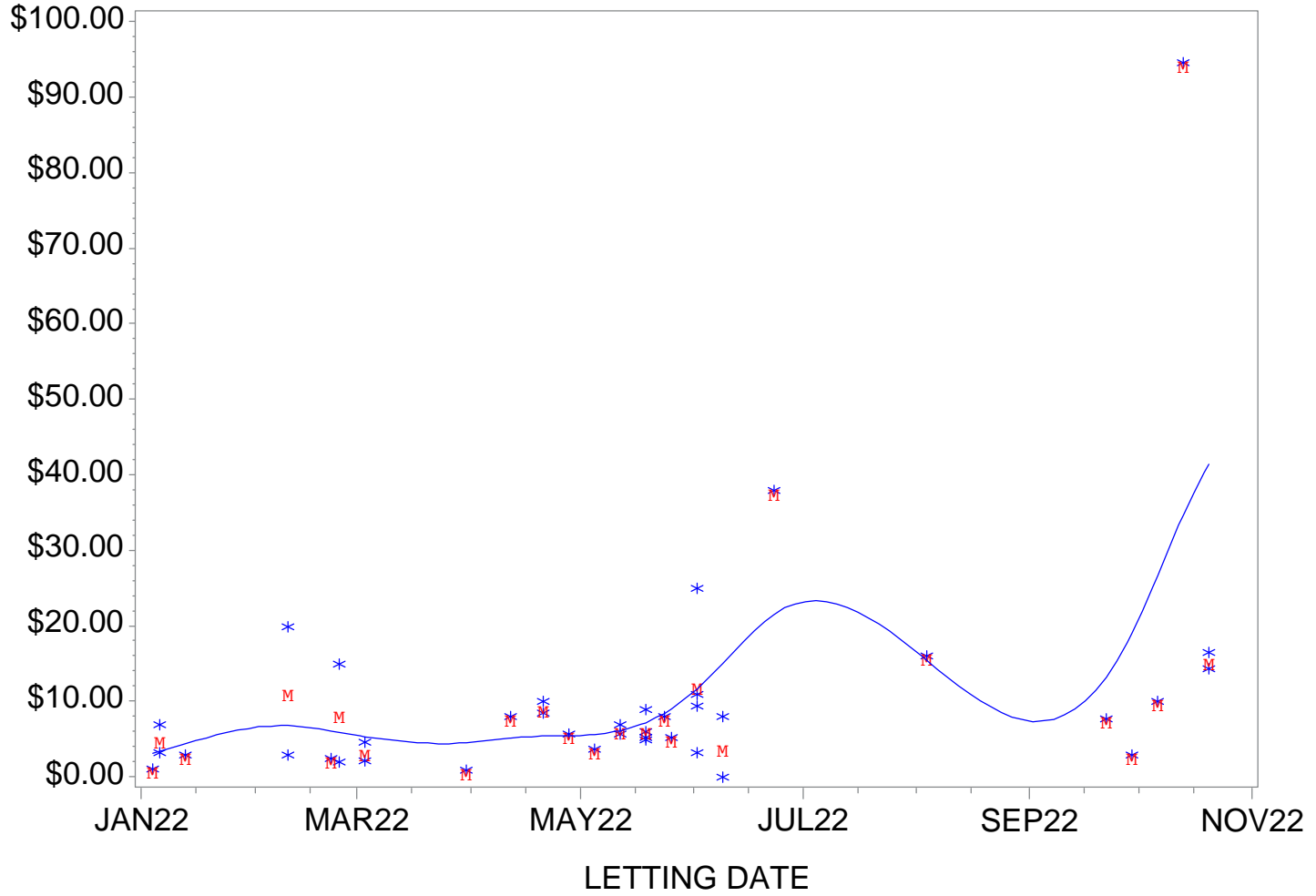




# New Jersey Department of Transportation Jan 2020 - Dec 2022

ITEM=401009P DESCRIPTION=HMA MILLING, 3" OR LESS UNITS=SY

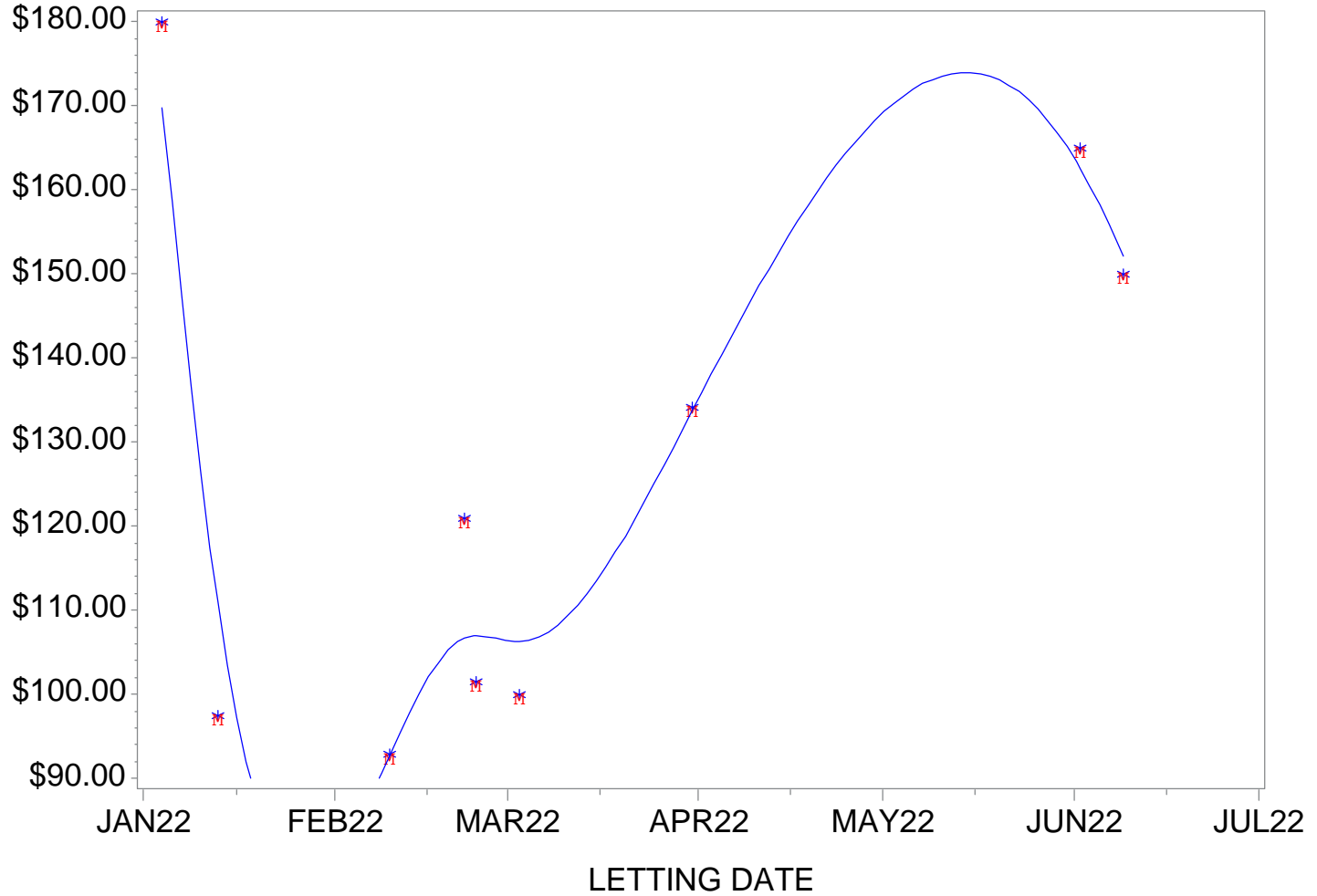
UNIT PRICE BID



### New Jersey Department of Transportation Jan 2020 - Dec 2022

ITEM=401042M DESCRIPTION=HOT MIX ASPHALT 9.5 M 64 SURFA UNITS=T

UNIT PRICE BID

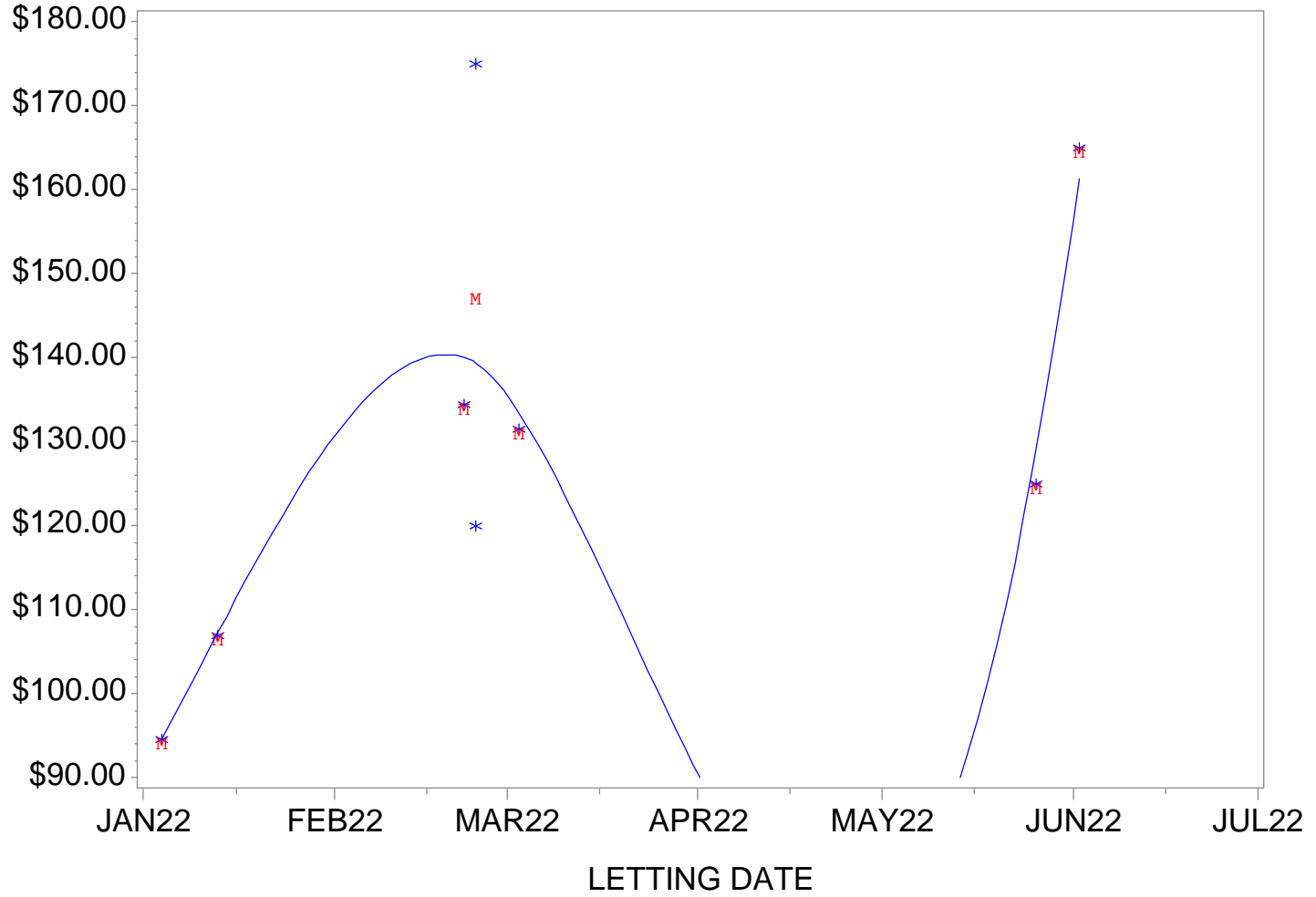




# New Jersey Department of Transportation Jan 2020 - Dec 2022

ITEM=401049M DESCRIPTION=HOT MIX ASPHALT 9.5 ME SURFACE UNITS=T

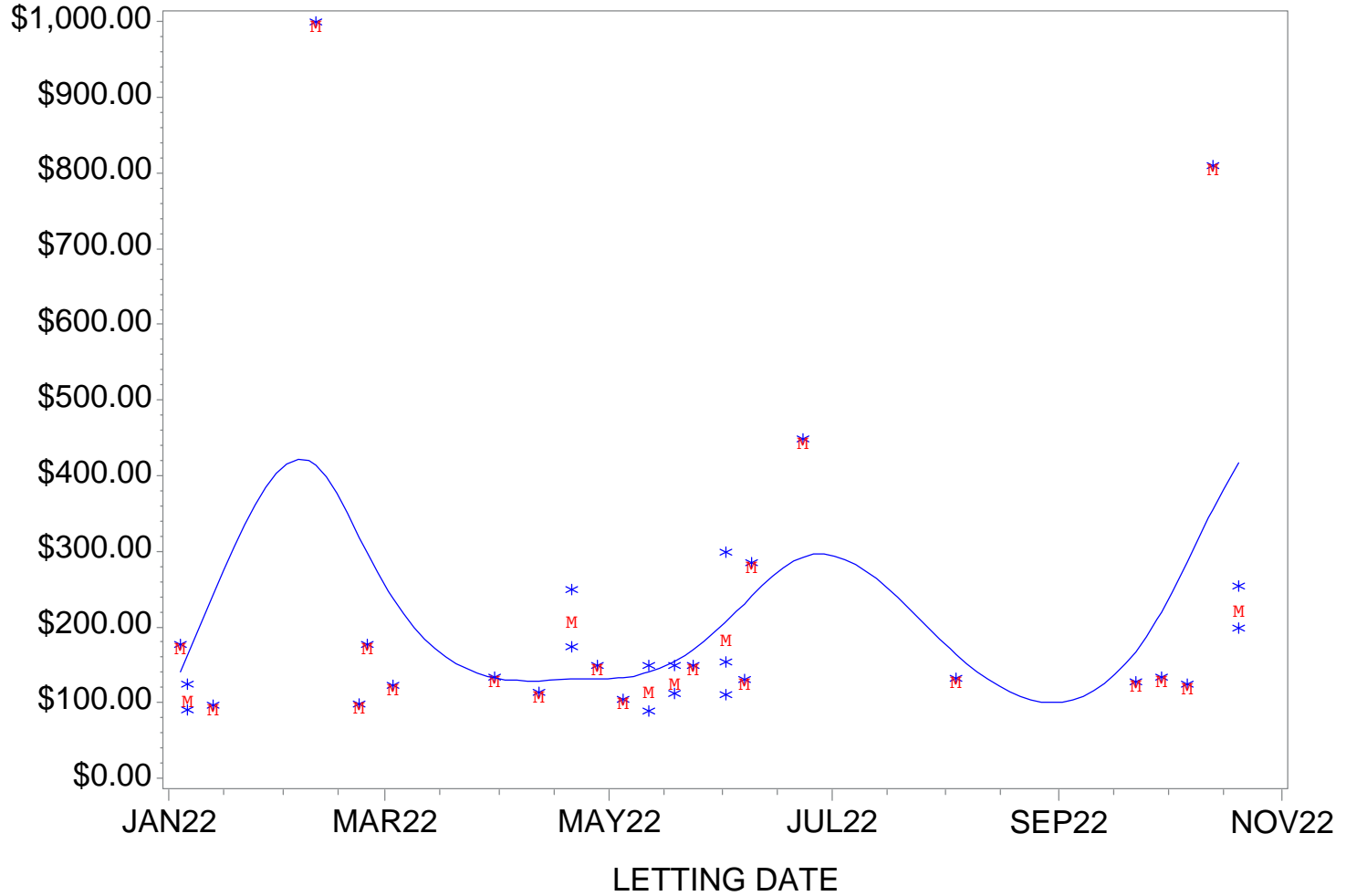
UNIT PRICE BID



# New Jersey Department of Transportation Jan 2020 - Dec 2022

ITEM=401054M DESCRIPTION=HOT MIX ASPHALT 12.5 M 64 SURF UNITS=T

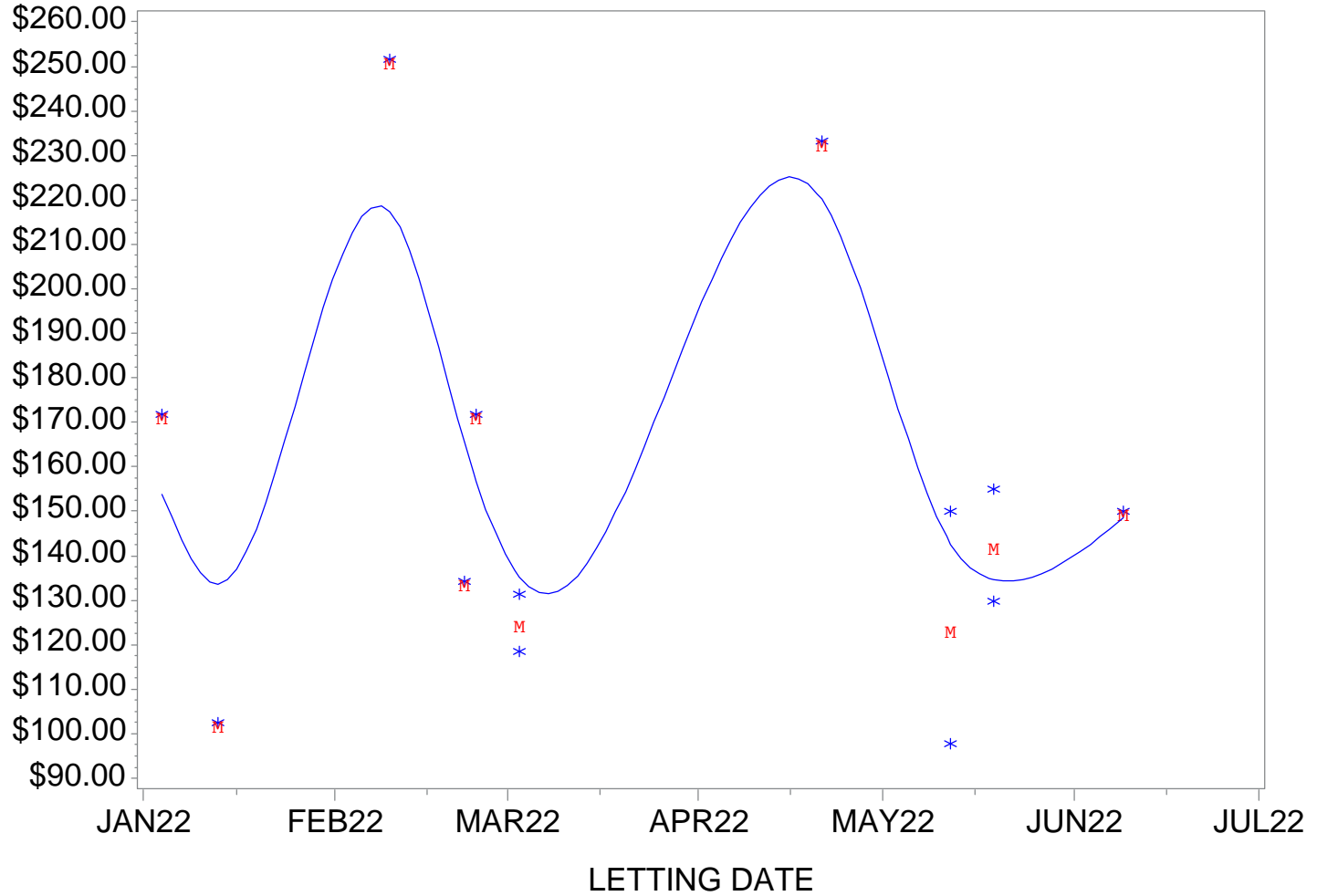
UNIT PRICE BID



# New Jersey Department of Transportation Jan 2020 - Dec 2022

ITEM=401061M DESCRIPTION=HMA 12.5 M E SURFACE COURSE UNITS=T

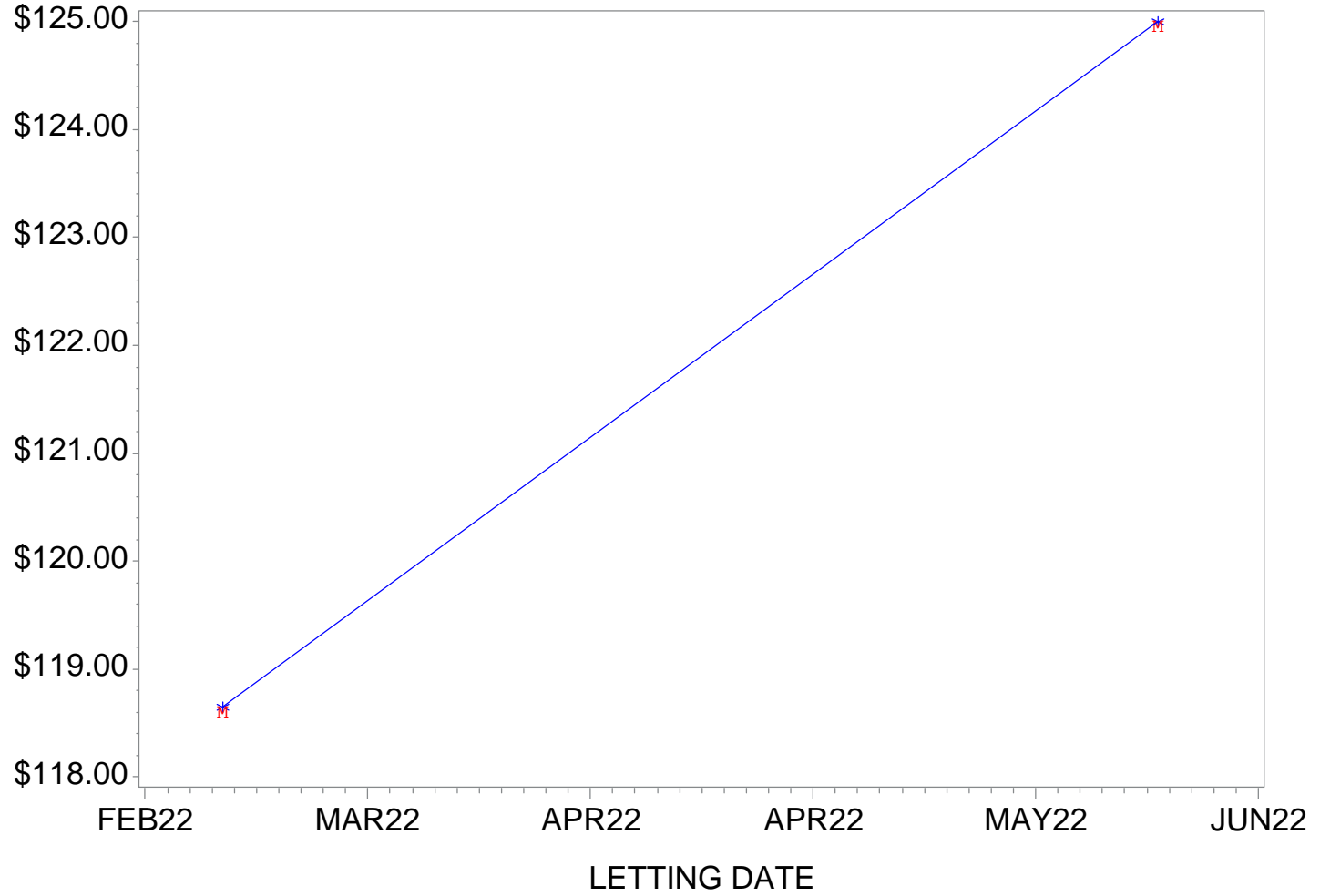
UNIT PRICE BID



### New Jersey Department of Transportation Jan 2020 - Dec 2022

ITEM=401073M DESCRIPTION=HMA 9.5 M E INTERMEDIATE COURSE UNITS=T

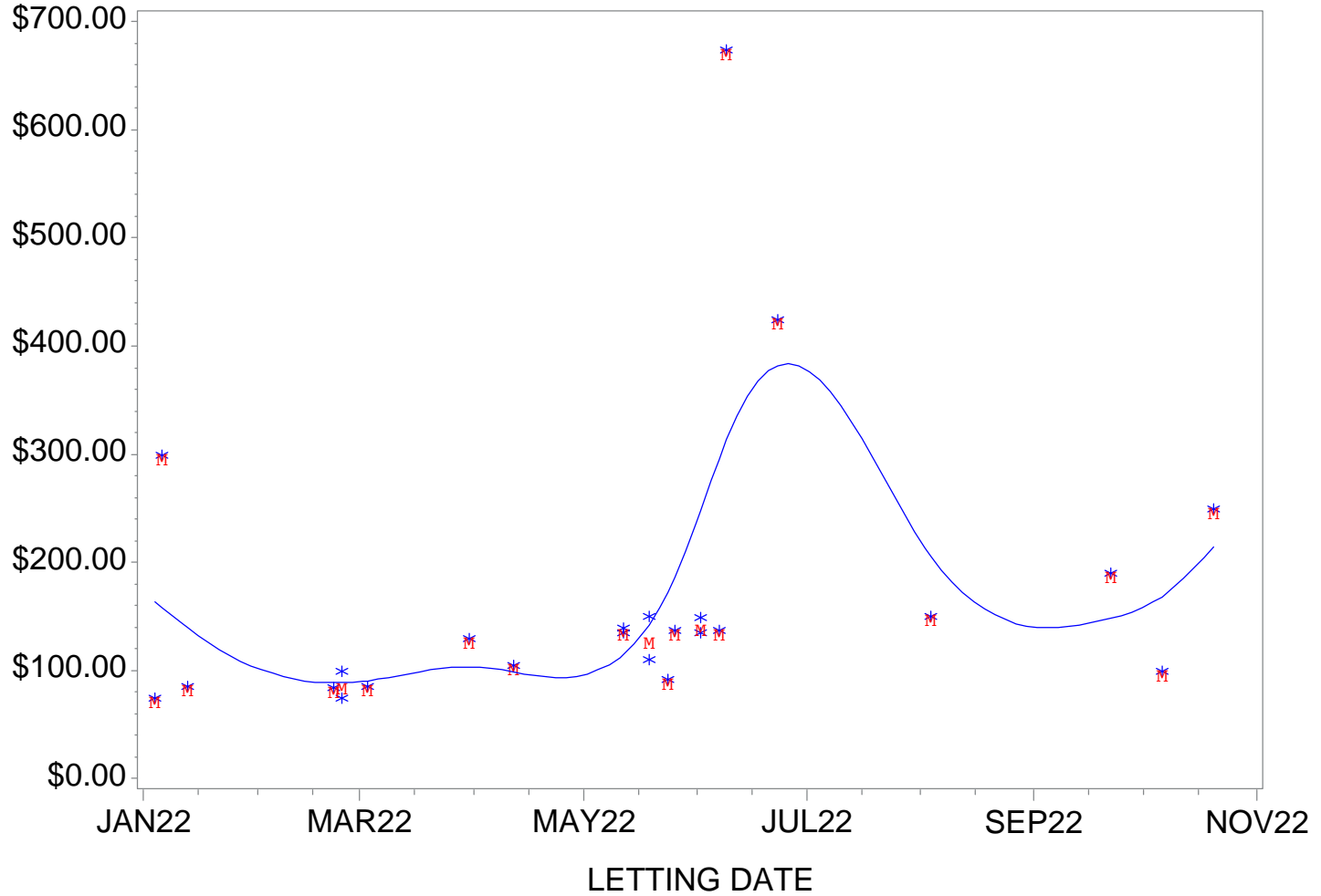
UNIT PRICE BID



# New Jersey Department of Transportation Jan 2020 - Dec 2022

ITEM=401099M DESCRIPTION=HOT MIX ASPHALT 25 M 64 BASE C UNITS=T

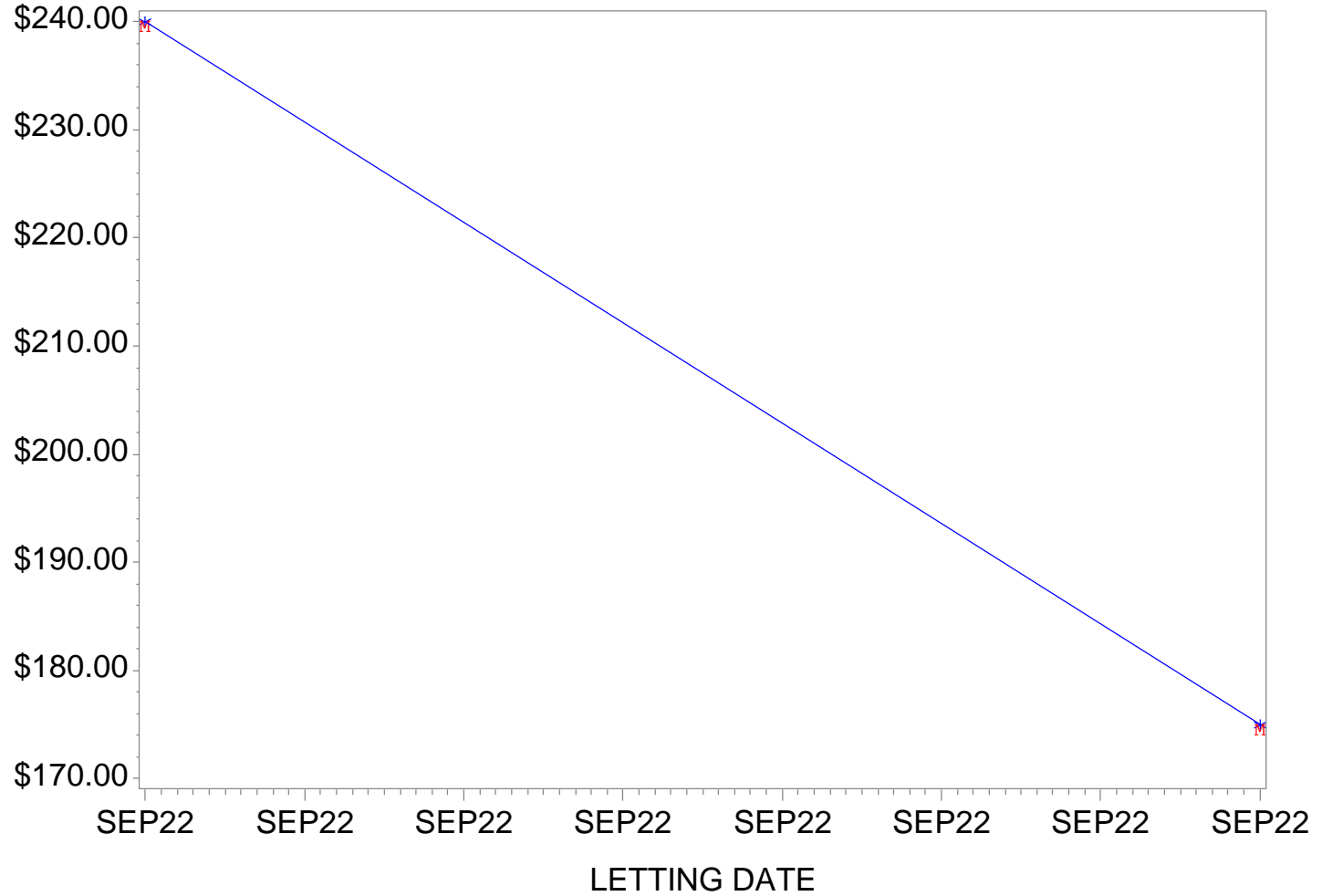
UNIT PRICE BID



# New Jersey Department of Transportation Jan 2020 - Dec 2022

ITEM=403003M DESCRIPTION=ULTRA-THIN FRICTION COURSE UNITS=T

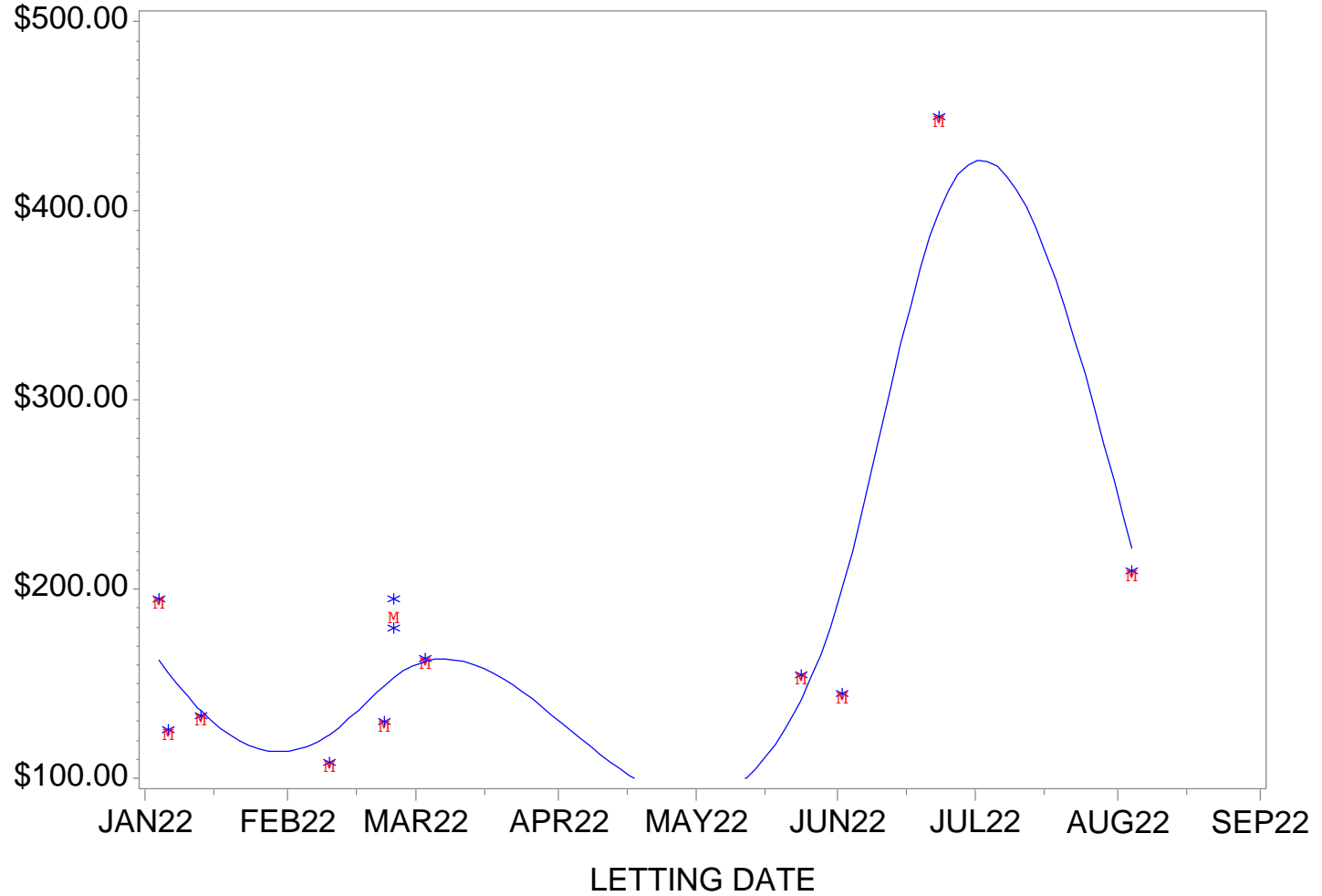
UNIT PRICE BID



# New Jersey Department of Transportation Jan 2020 - Dec 2022

ITEM=404006M DESCRIPTION=STONE MATRIX ASPHALT 12.5 MM S UNITS=T

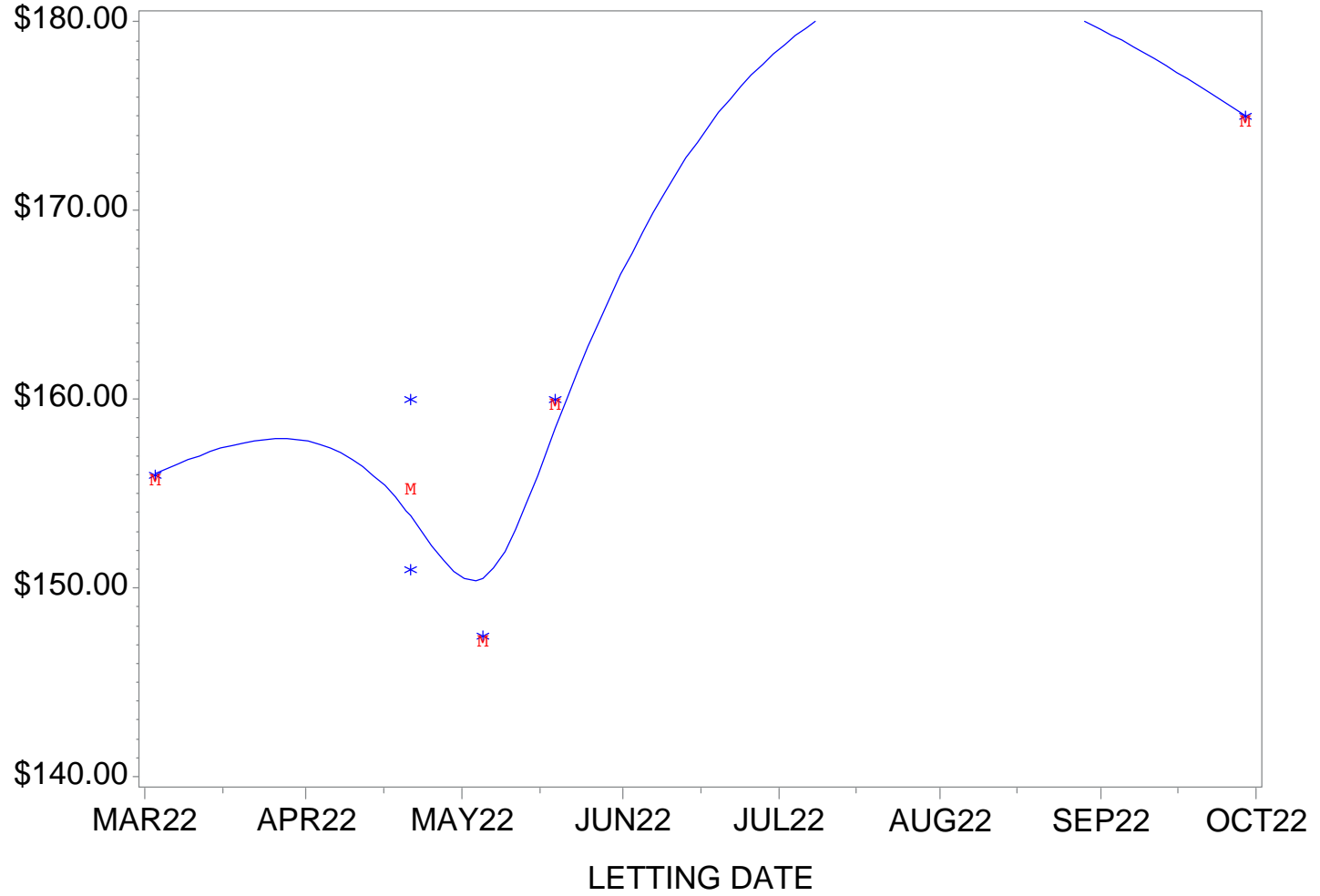
UNIT PRICE BID



# New Jersey Department of Transportation Jan 2020 - Dec 2022

ITEM=406005M DESCRIPTION=HIGH PERFORMANCE THIN OVERLAY UNITS=T

UNIT PRICE BID





New Jersey Department of Transportation  
Jan 2020 - Dec 2022

ITEM=406010M DESCRIPTION=ULTRA-HPTO UNITS=T

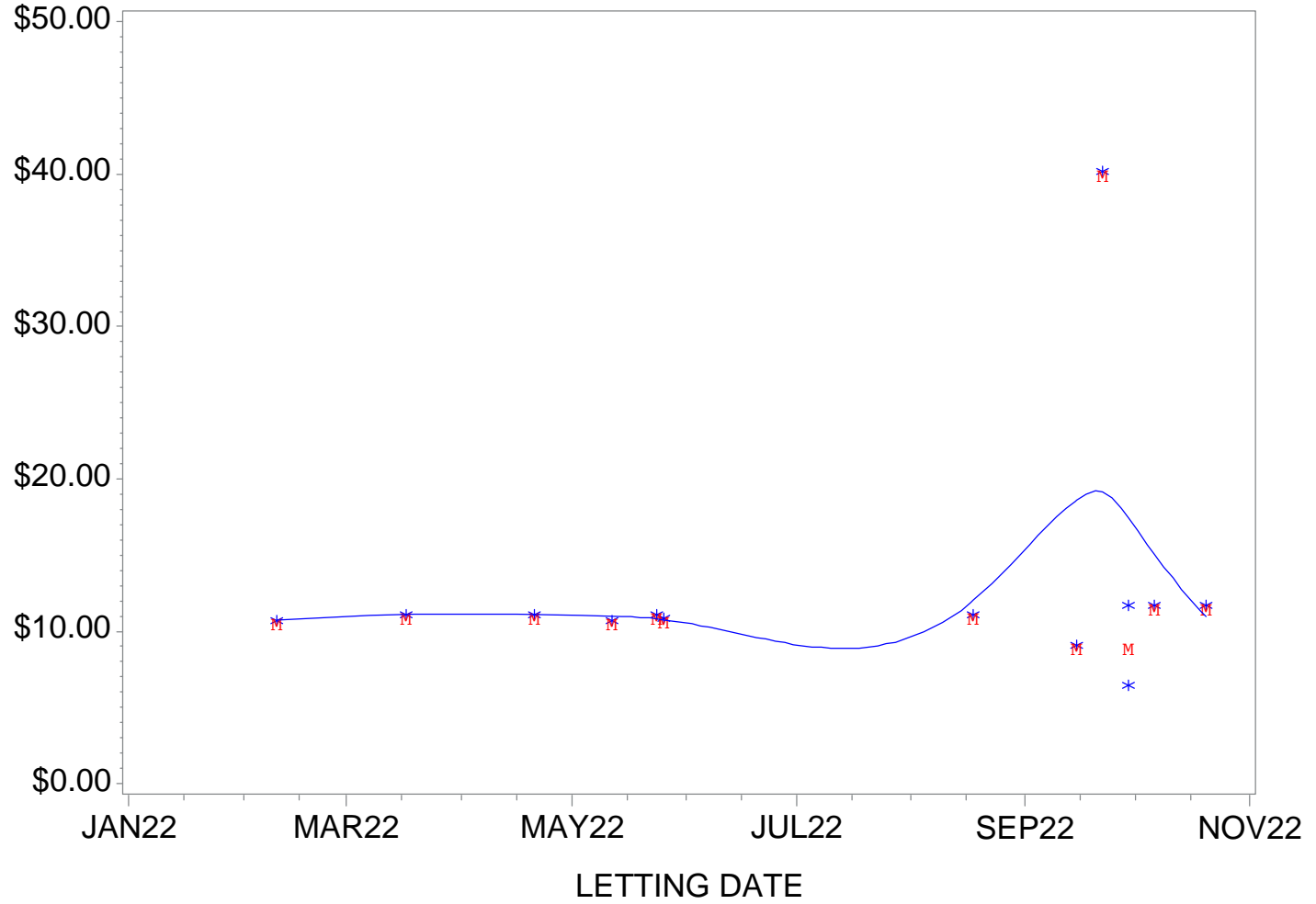
UNIT PRICE BID



# New Jersey Department of Transportation Jan 2020 - Dec 2022

ITEM=421011M DESCRIPTION=SLURRY SEAL EMULSION UNITS=GAL

UNIT PRICE BID



New Jersey Department of Transportation  
Jan 2020 - Dec 2022

ITEM=511006P DESCRIPTION=STEEL SHEET PILING UNITS=SF

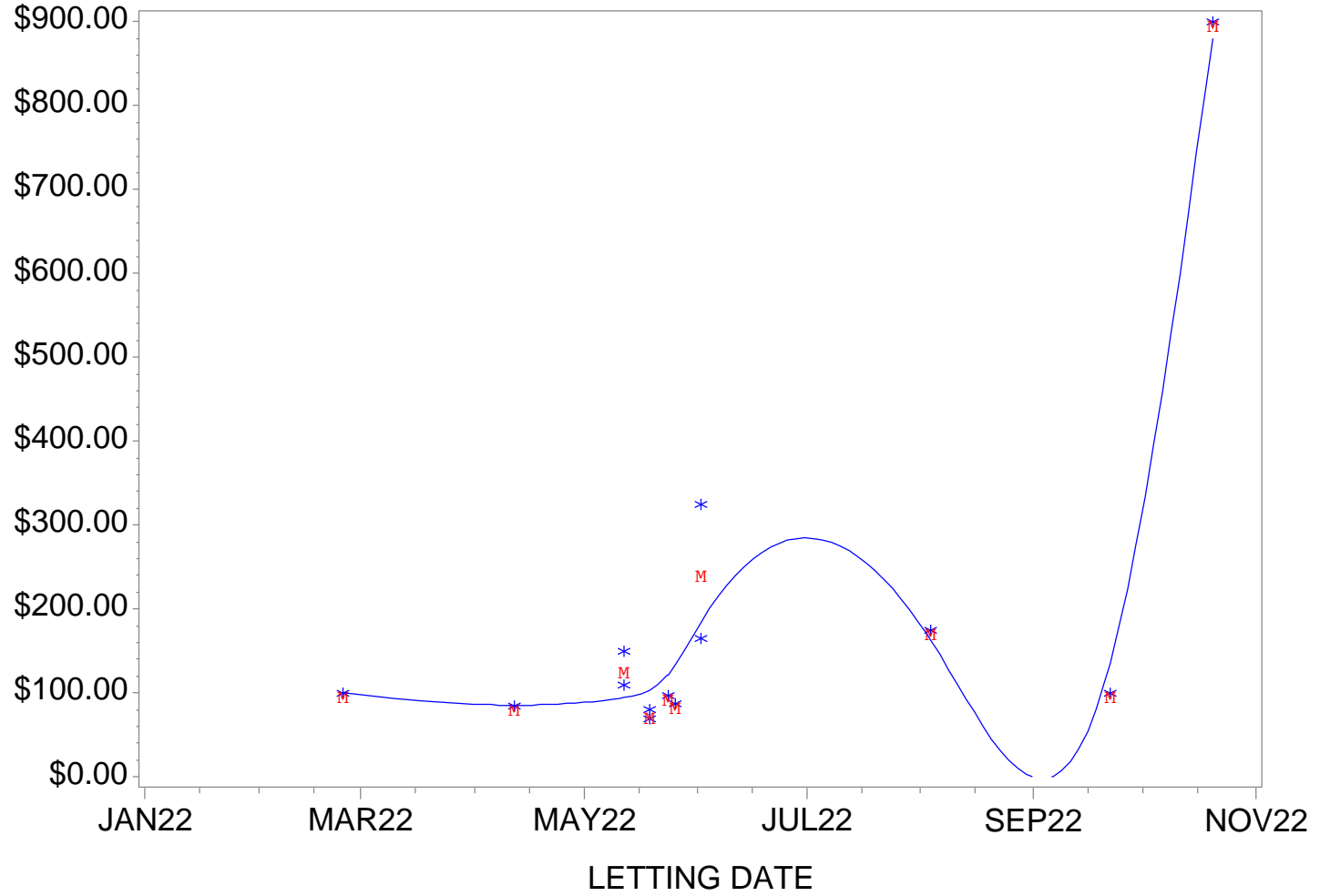
UNIT PRICE BID



# New Jersey Department of Transportation Jan 2020 - Dec 2022

ITEM=601122P DESCRIPTION=15" REINFORCED CONCRETE PIPE UNITS=LF

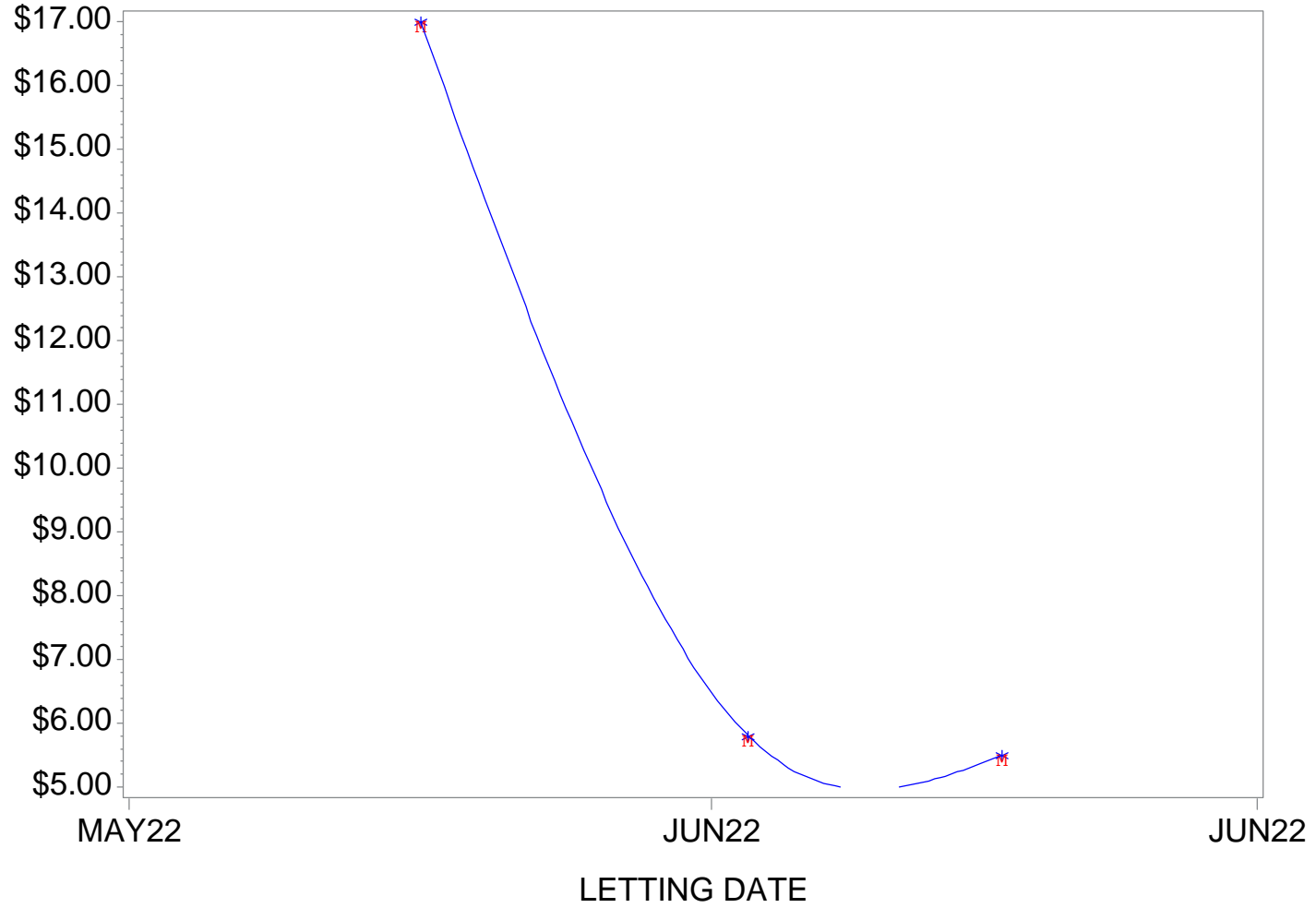
UNIT PRICE BID



# New Jersey Department of Transportation Jan 2020 - Dec 2022

ITEM=601664M DESCRIPTION=VIDEO INSPECTION OF PIPE UNITS=LF

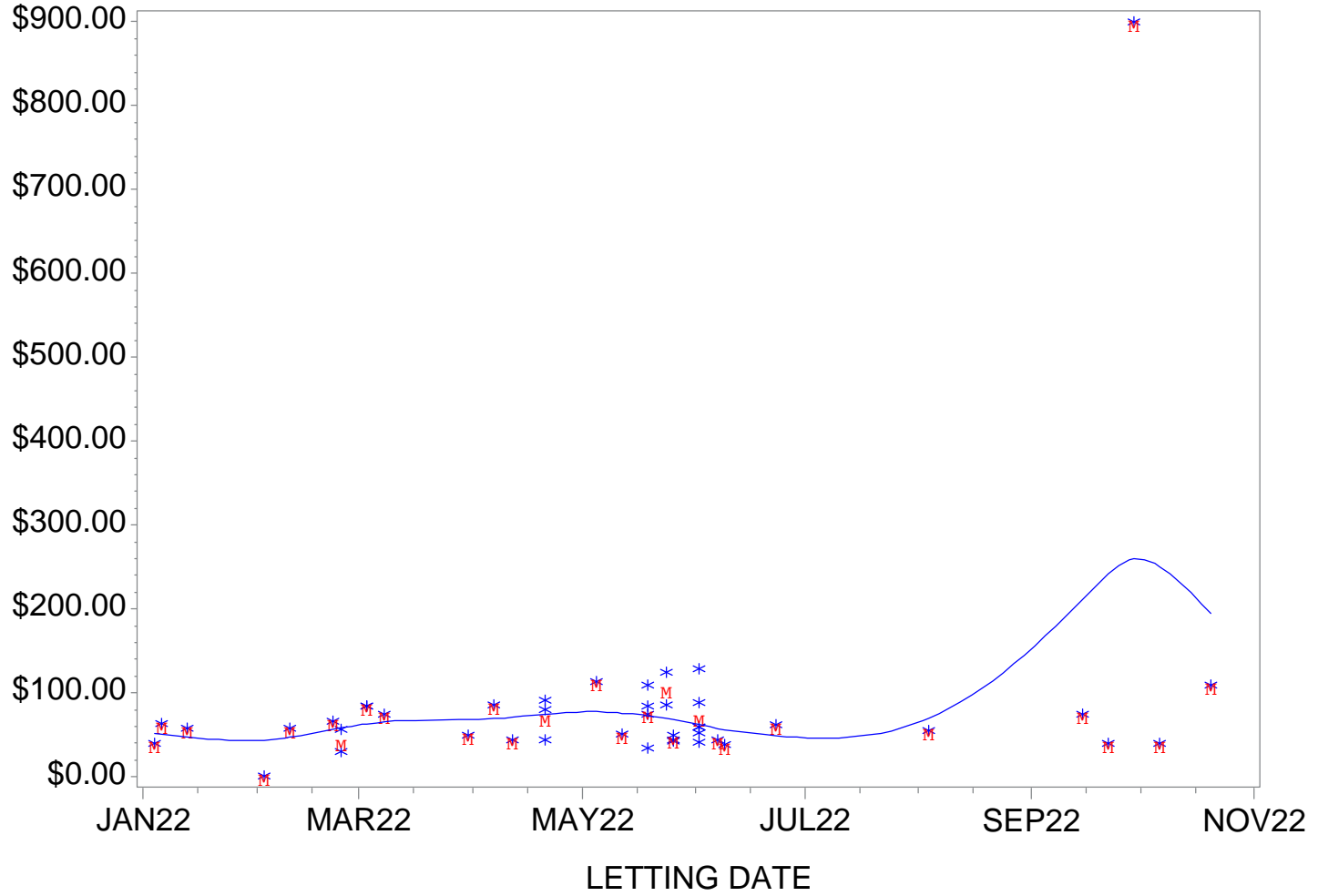
UNIT PRICE BID



### New Jersey Department of Transportation Jan 2020 - Dec 2022

ITEM=607018P DESCRIPTION=9" X 16" CONCRETE VERTICAL CUR UNITS=LF

UNIT PRICE BID

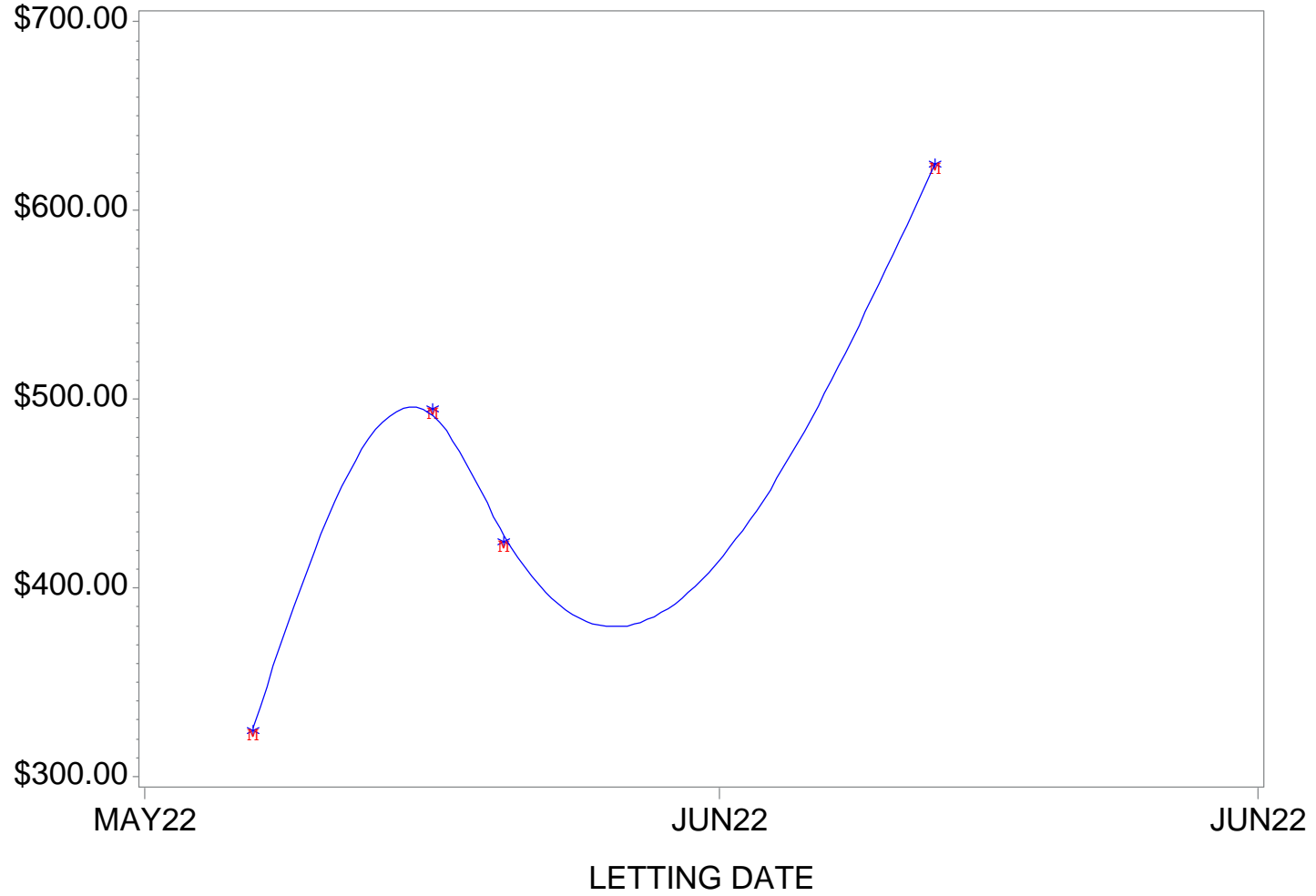




### New Jersey Department of Transportation Jan 2020 - Dec 2022

ITEM=651064P DESCRIPTION=12" DUCTILE IRON WATER PIPE, C UNITS=LF

UNIT PRICE BID

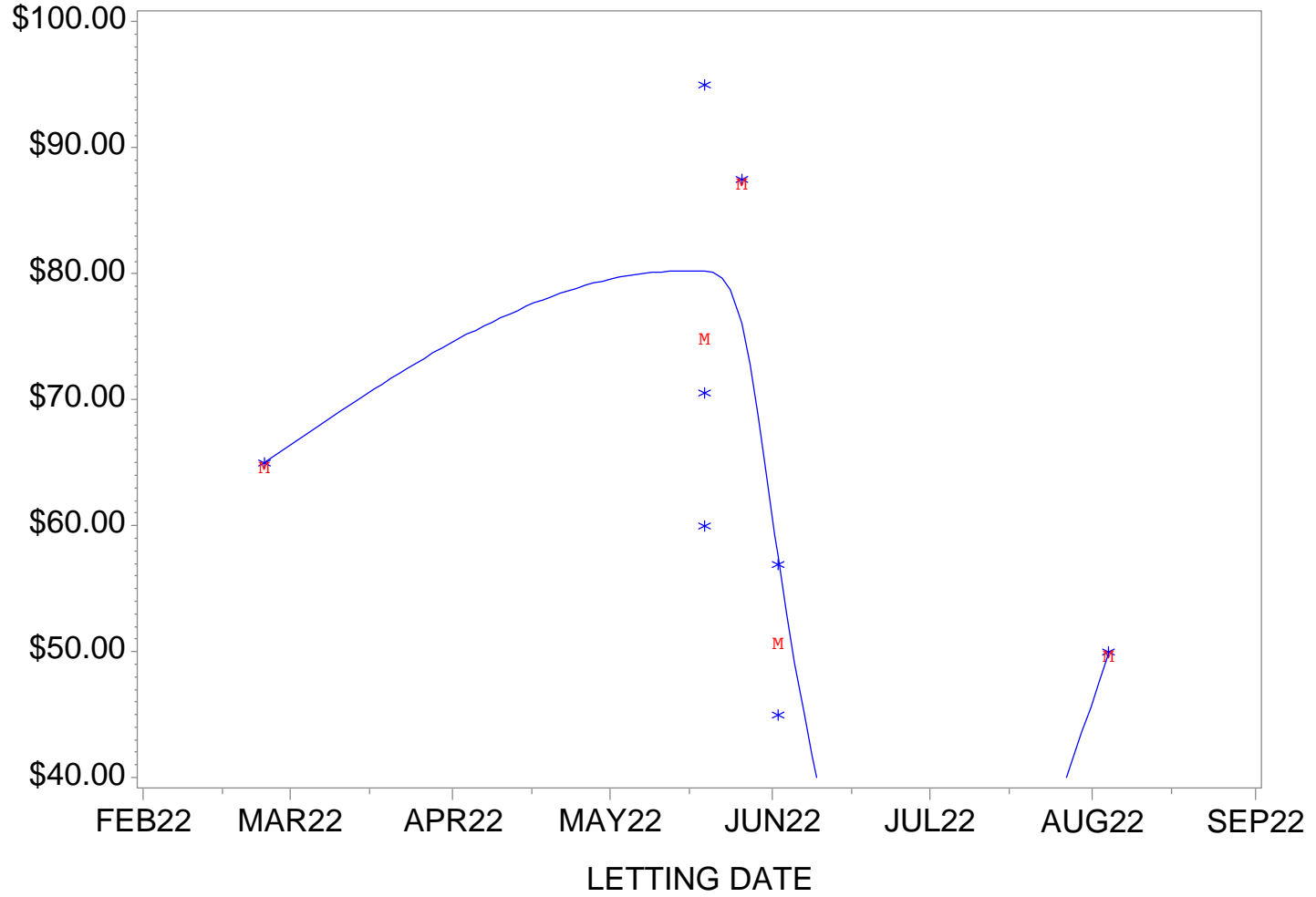




# New Jersey Department of Transportation Jan 2020 - Dec 2022

ITEM=704002M DESCRIPTION=ITS CONDUIT, TYPE A UNITS=LF

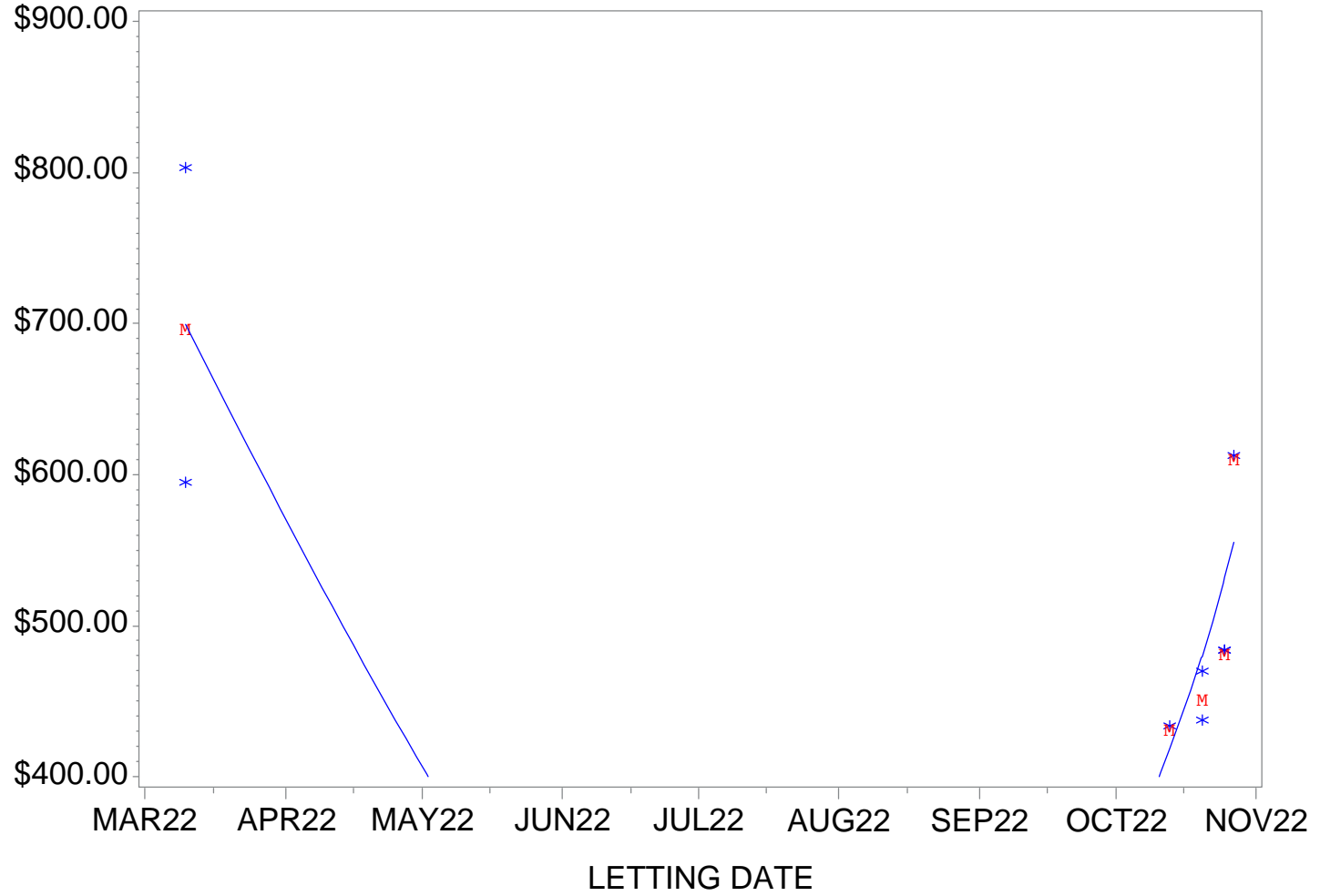
UNIT PRICE BID



# New Jersey Department of Transportation Jan 2020 - Dec 2022

ITEM=MMB186M DESCRIPTION=LABOR CREW UNITS=HOUR

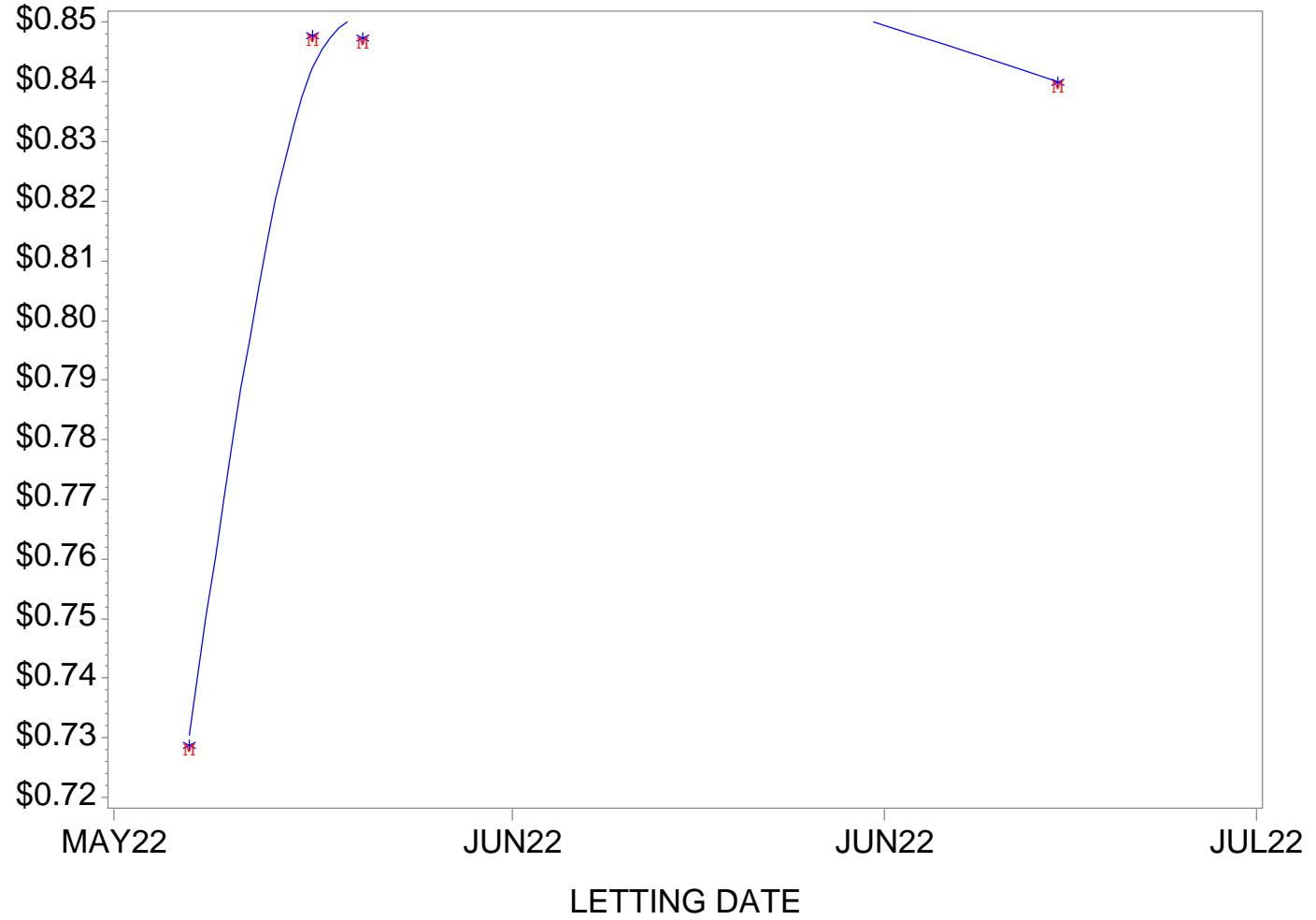
UNIT PRICE BID



# New Jersey Department of Transportation Jan 2020 - Dec 2022

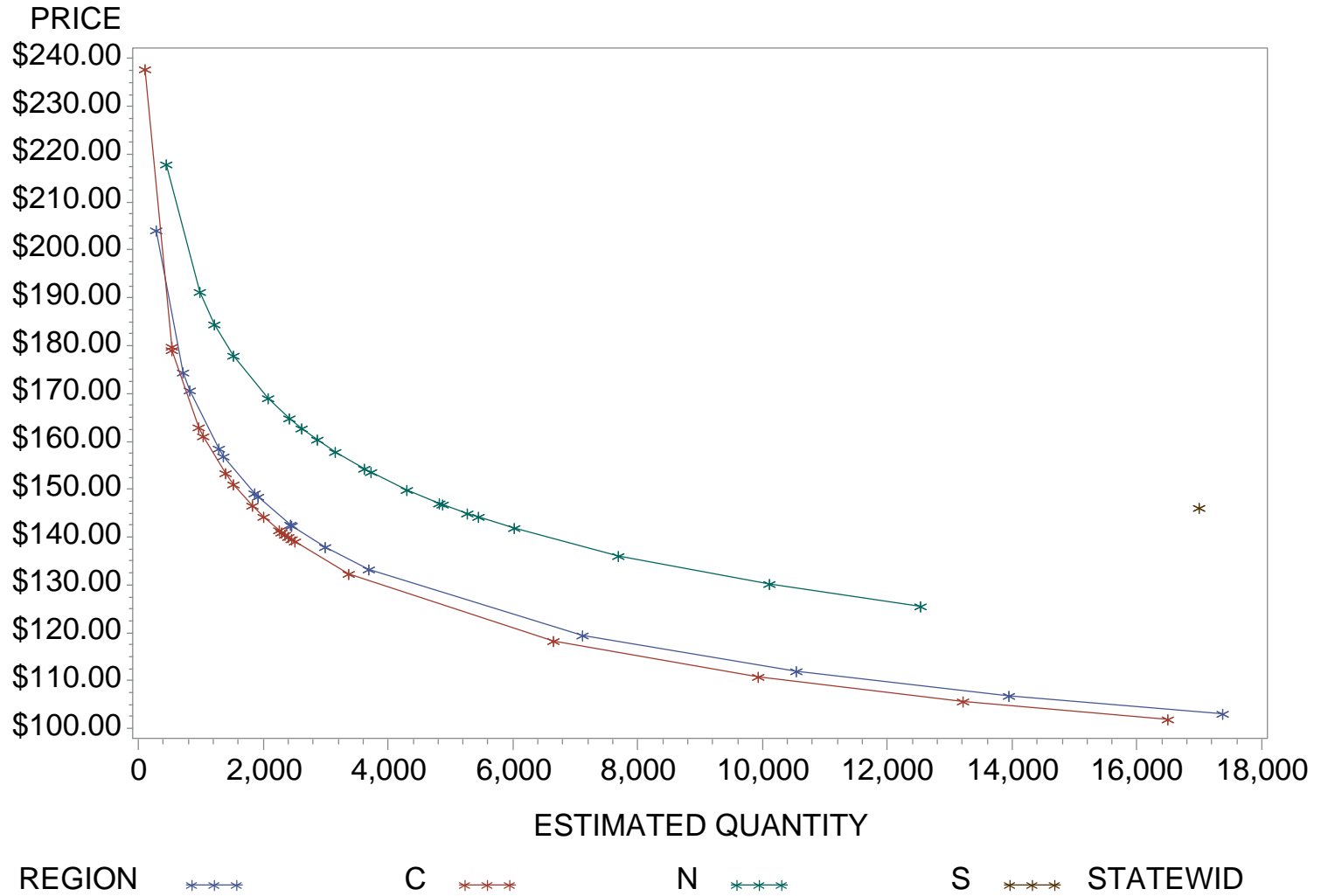
ITEM=MMG095M DESCRIPTION=ADJUSTMENT FACTOR UNITS=PCT

UNIT PRICE BID



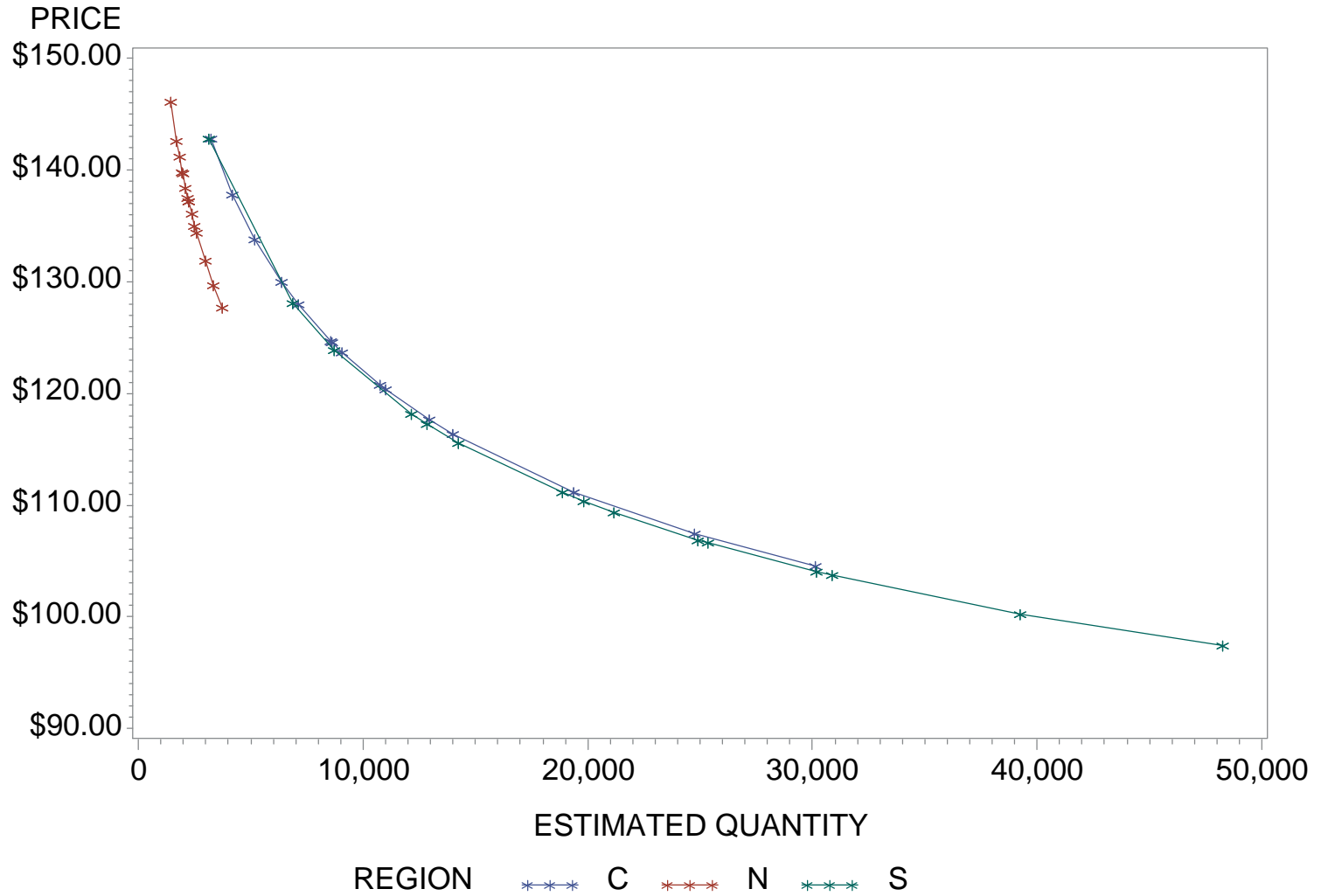
## New Jersey Department of Transportation Jan 2020 - Dec 2022

ITEM NUMBER=401042M DESCRIPTION=HOT MIX ASPHALT 9.5 M 64 SURFA



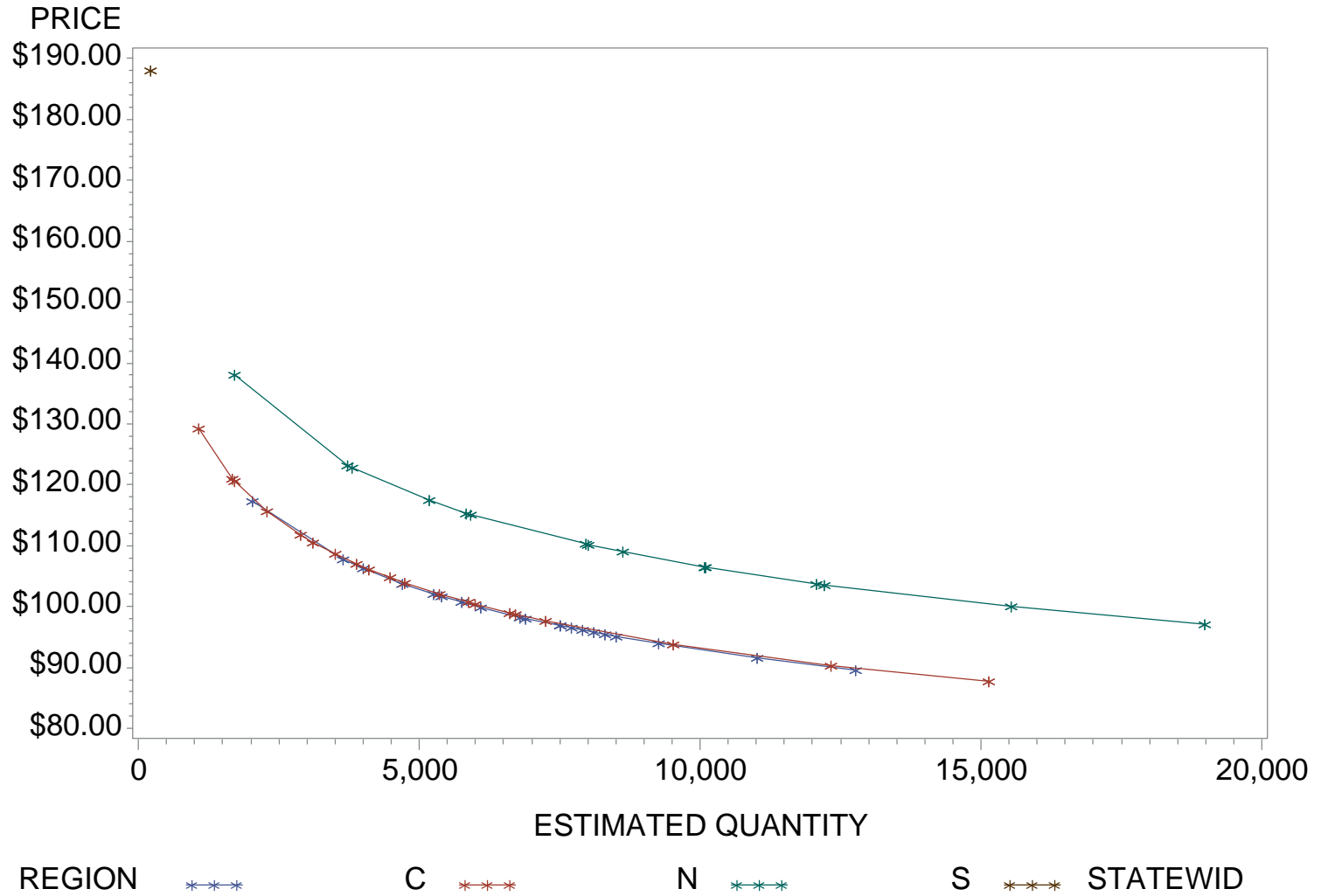
# New Jersey Department of Transportation Jan 2020 - Dec 2022

ITEM NUMBER=401049M DESCRIPTION=HOT MIX ASPHALT 9.5 ME SURFACE



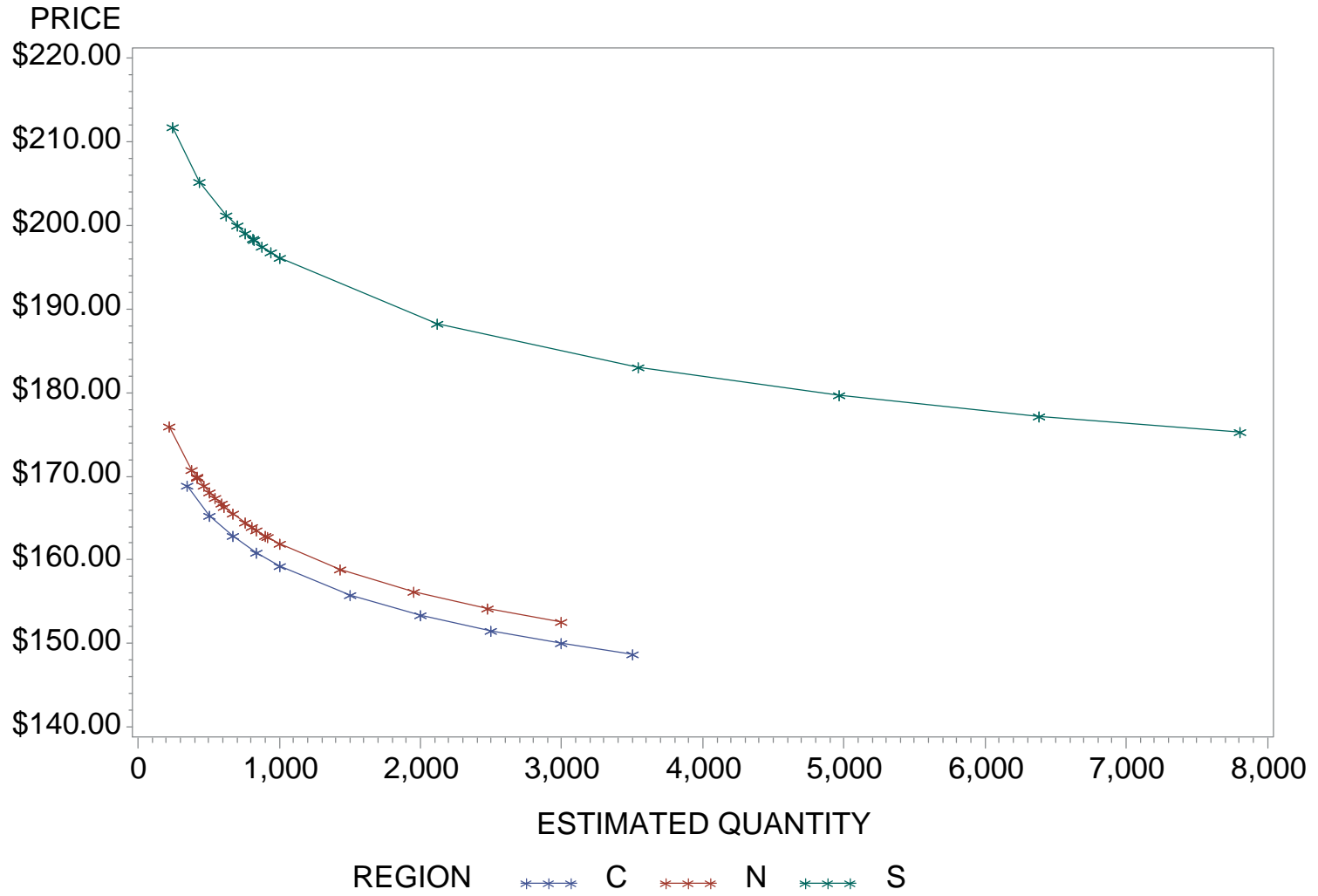
# New Jersey Department of Transportation Jan 2020 - Dec 2022

ITEM NUMBER=401061M DESCRIPTION=HMA 12.5 M E SURFACE COURSE



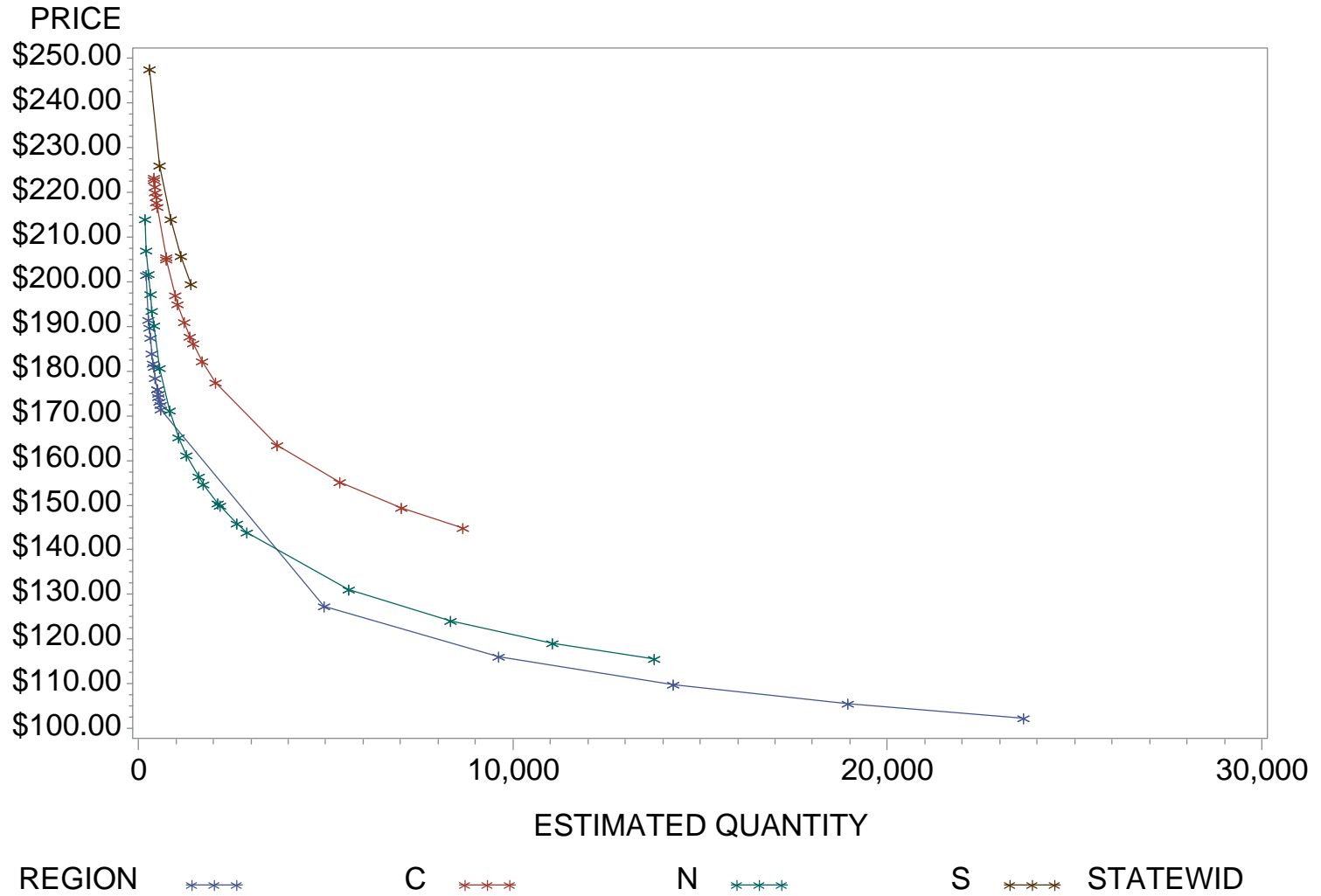
# New Jersey Department of Transportation Jan 2020 - Dec 2022

ITEM NUMBER=401072M DESCRIPTION=HOT MIX ASPHALT 12.5 M 64 INTE



# New Jersey Department of Transportation Jan 2020 - Dec 2022

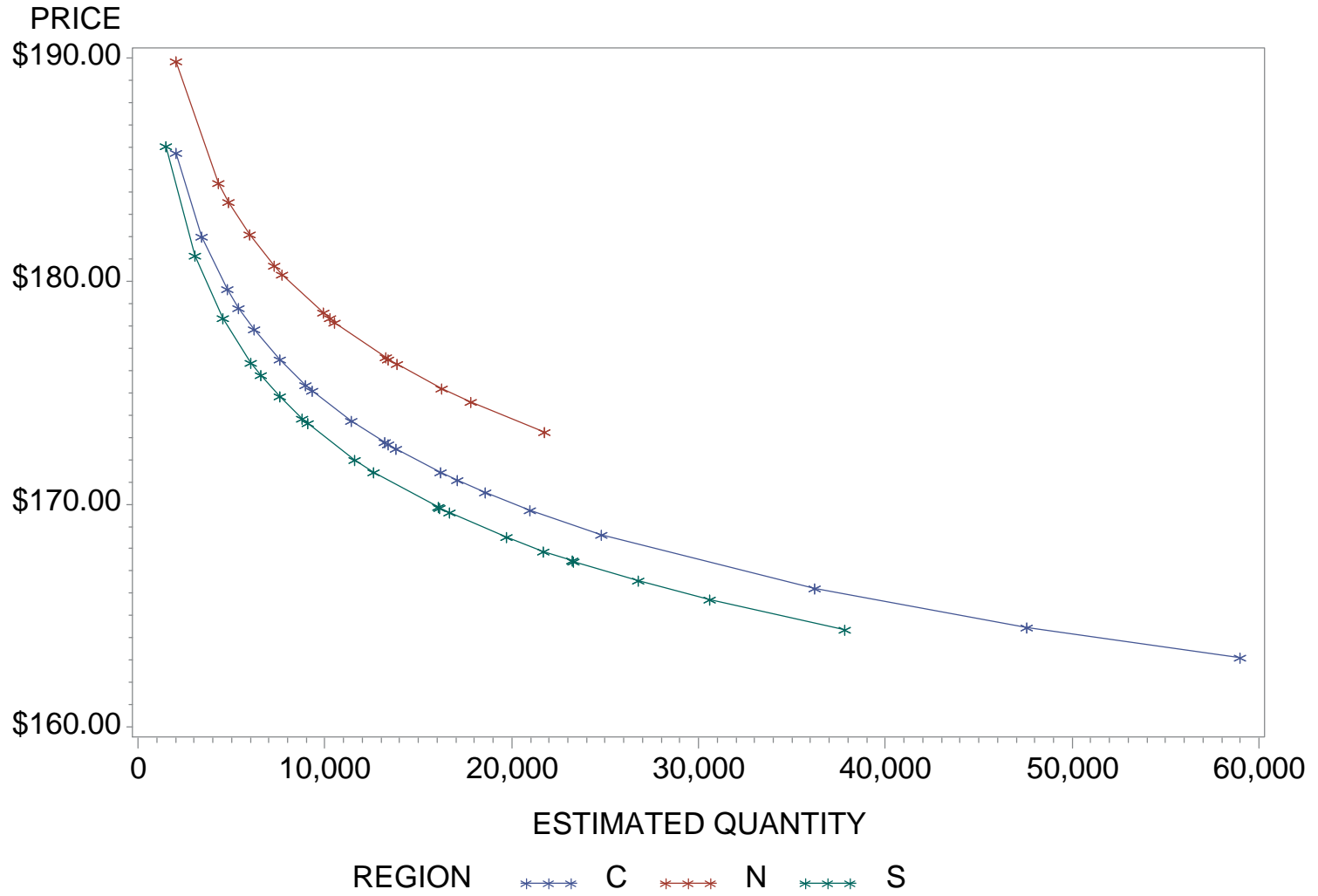
ITEM NUMBER=401099M DESCRIPTION=HOT MIX ASPHALT 25 M 64 BASE C





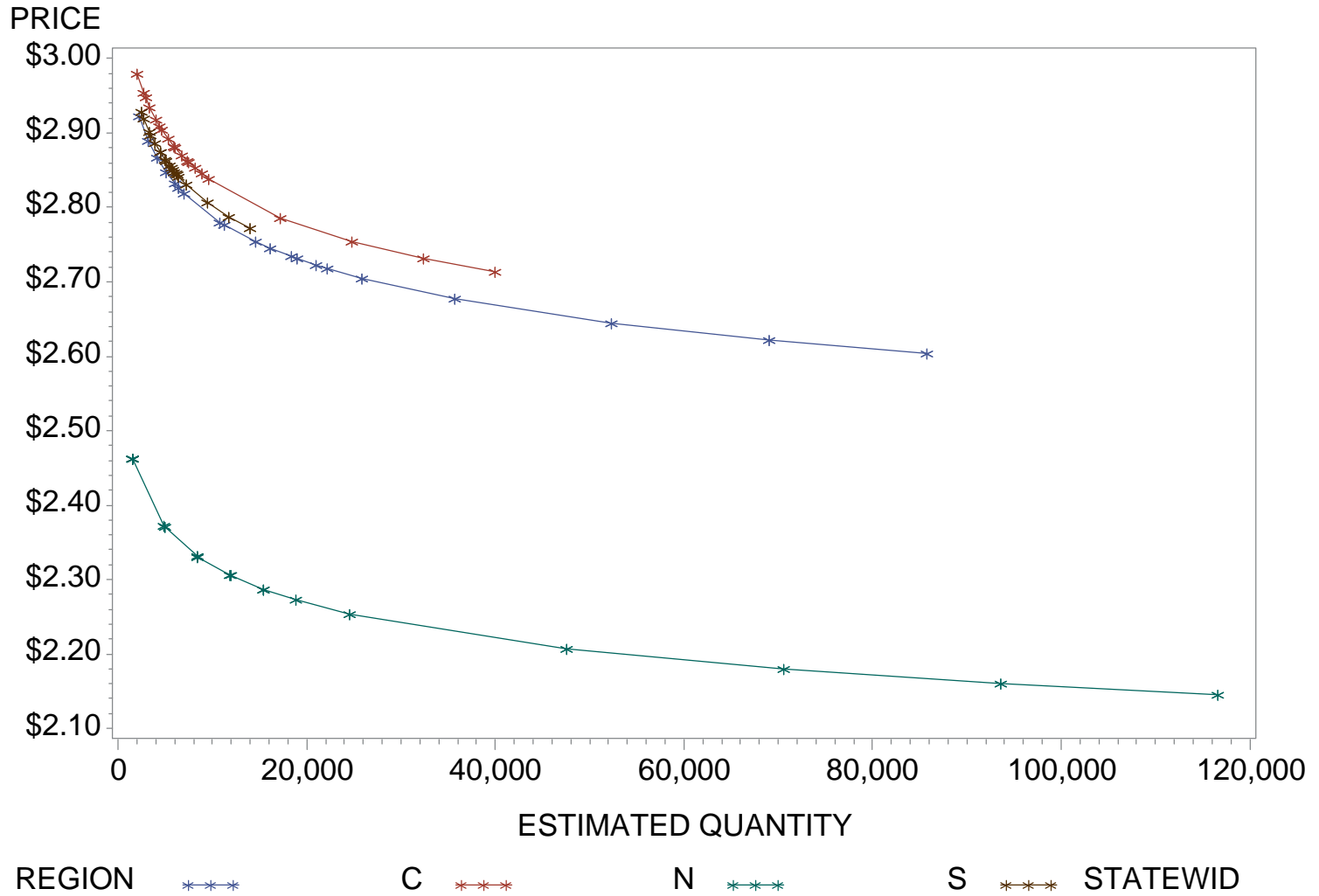
# New Jersey Department of Transportation Jan 2020 - Dec 2022

ITEM NUMBER=404006M DESCRIPTION=STONE MATRIX ASPHALT 12.5 MM S



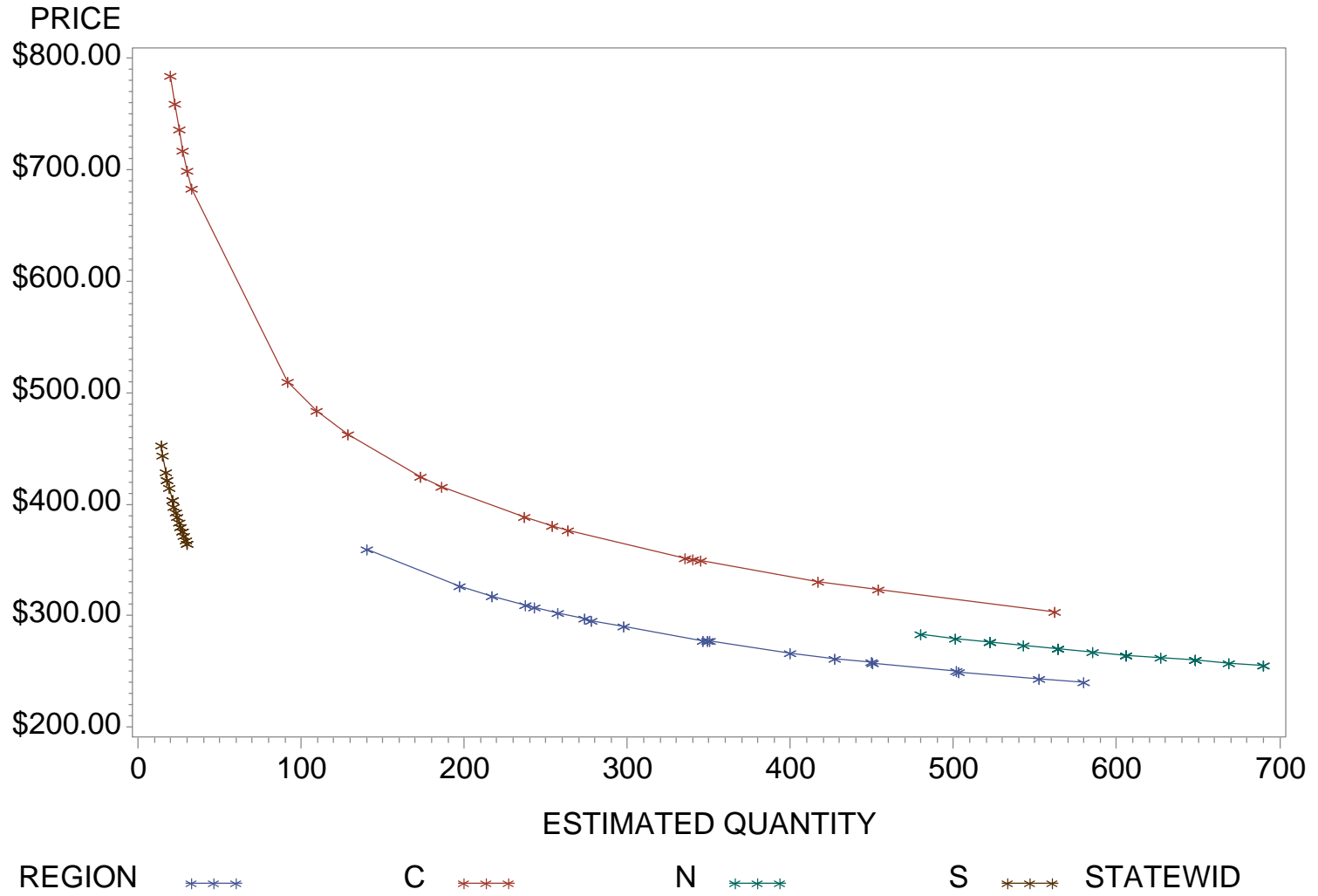
# New Jersey Department of Transportation Jan 2020 - Dec 2022

ITEM NUMBER=504006P DESCRIPTION=REINFORCEMENT STEEL, EPOXY-COA



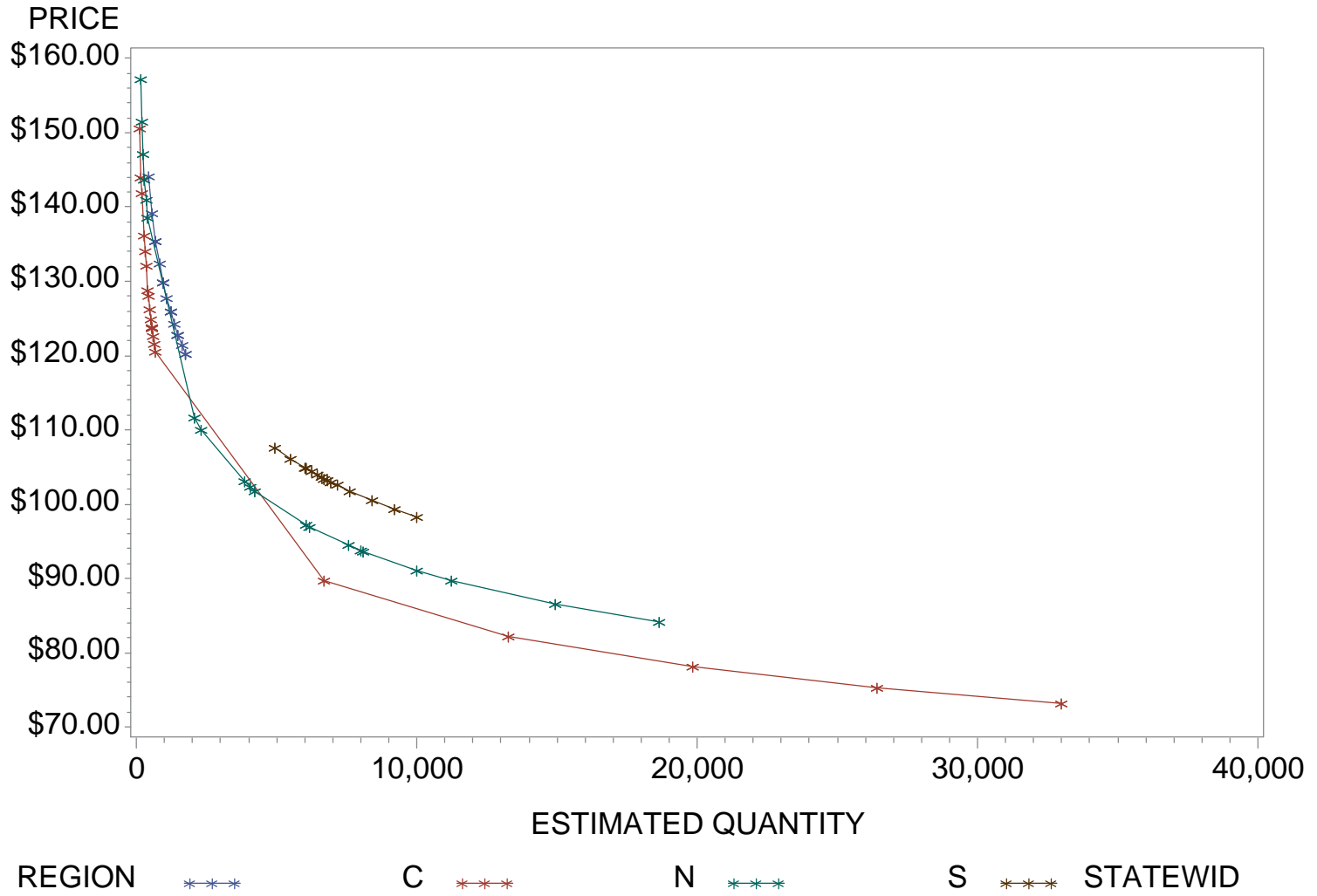
# New Jersey Department of Transportation Jan 2020 - Dec 2022

ITEM NUMBER=507039P DESCRIPTION=CONCRETE BRIDGE PARAPET, HPC



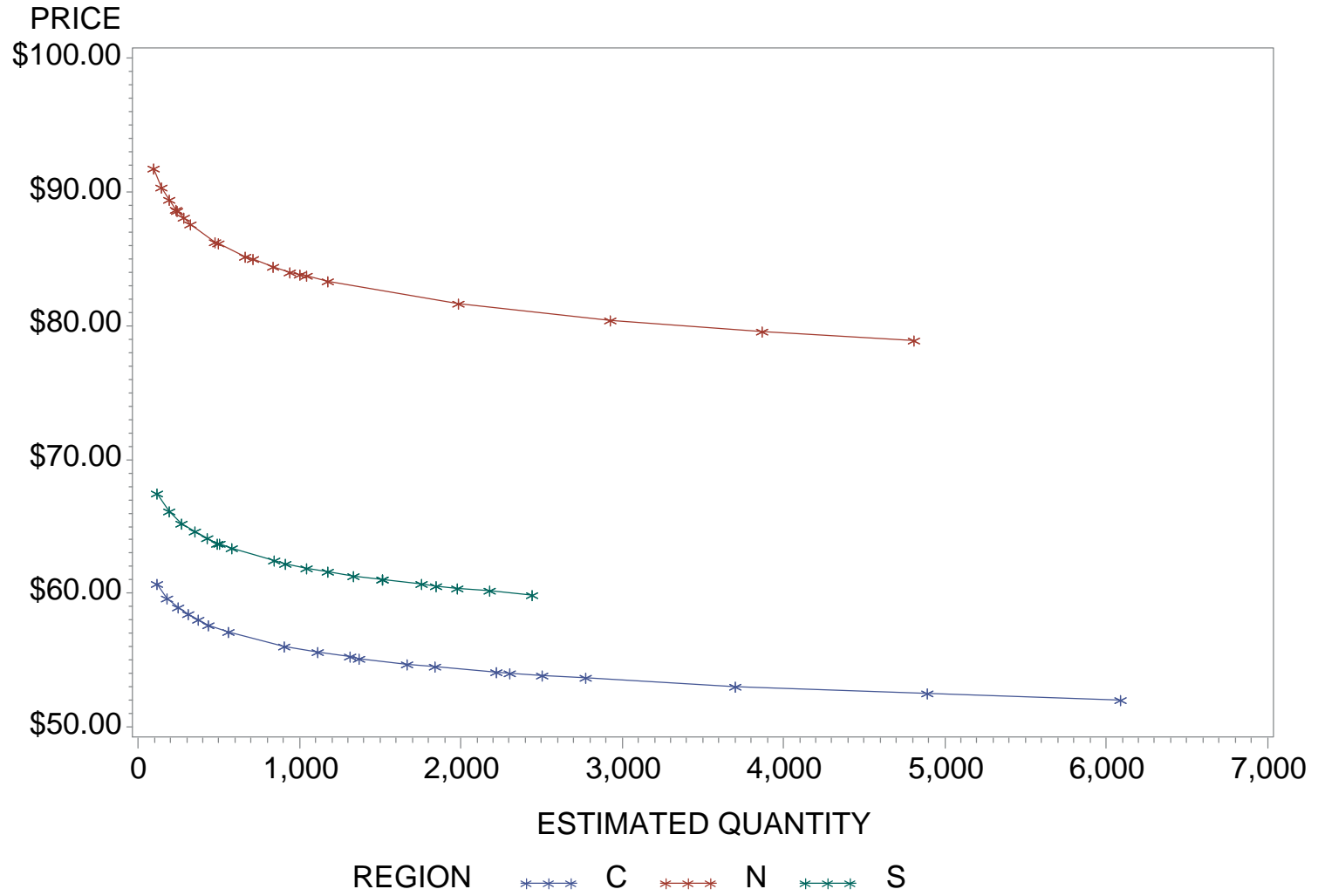
# New Jersey Department of Transportation Jan 2020 - Dec 2022

ITEM NUMBER=551006M DESCRIPTION=CONCRETE DECK REPAIR, TYPE B



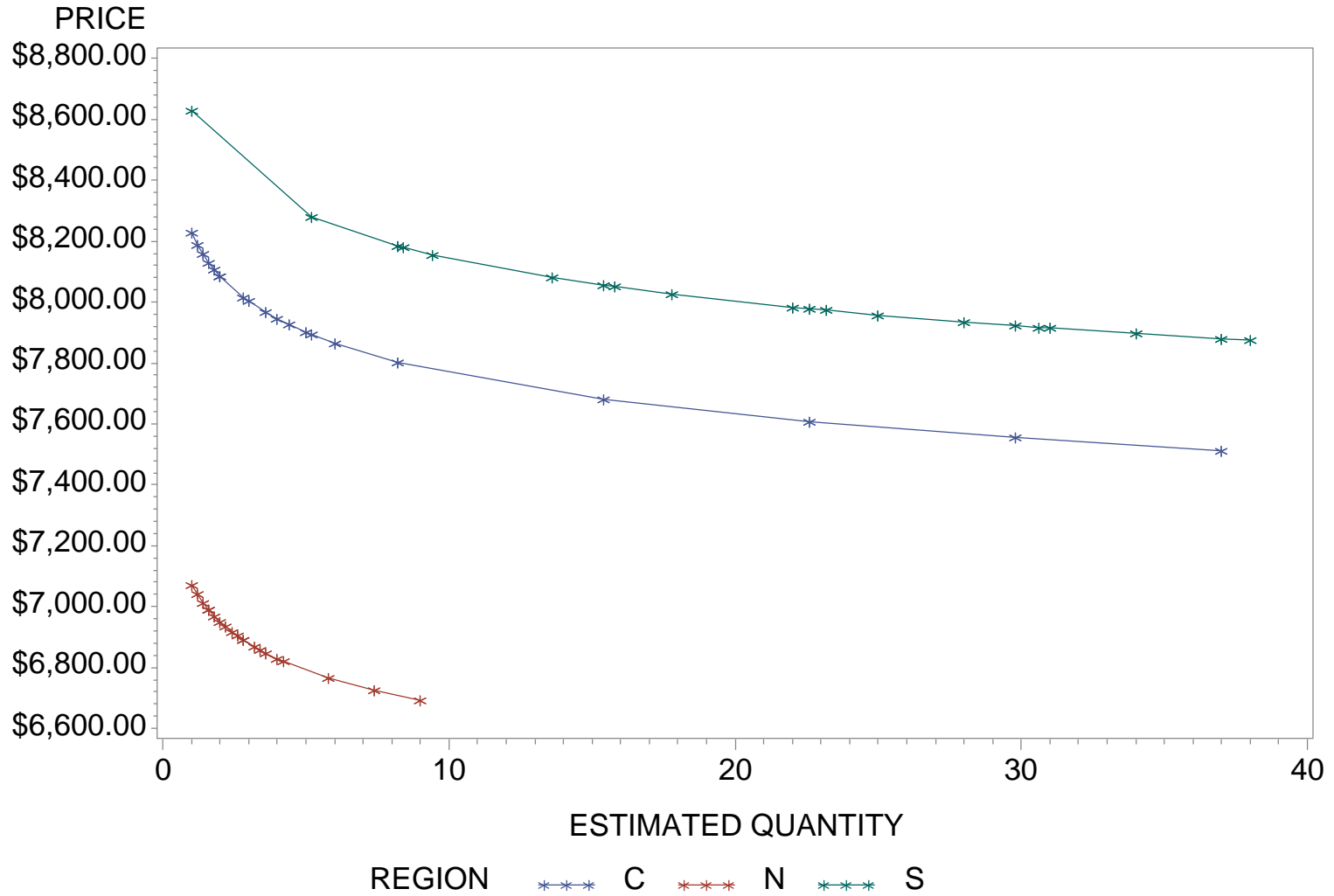
# New Jersey Department of Transportation Jan 2020 - Dec 2022

ITEM NUMBER=601122P DESCRIPTION=15" REINFORCED CONCRETE PIPE



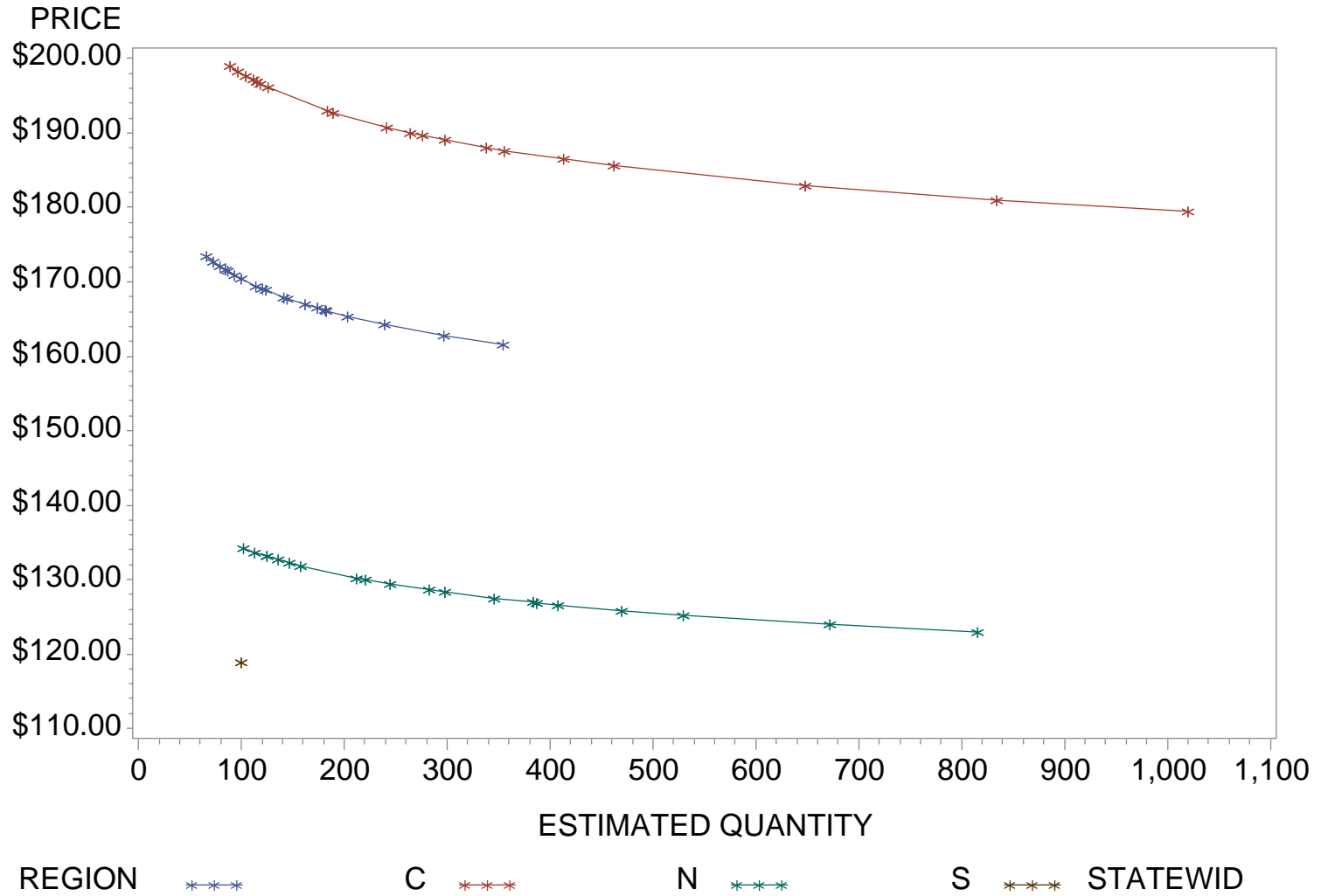
# New Jersey Department of Transportation Jan 2020 - Dec 2022

ITEM NUMBER=602018M DESCRIPTION=INLET, TYPE E



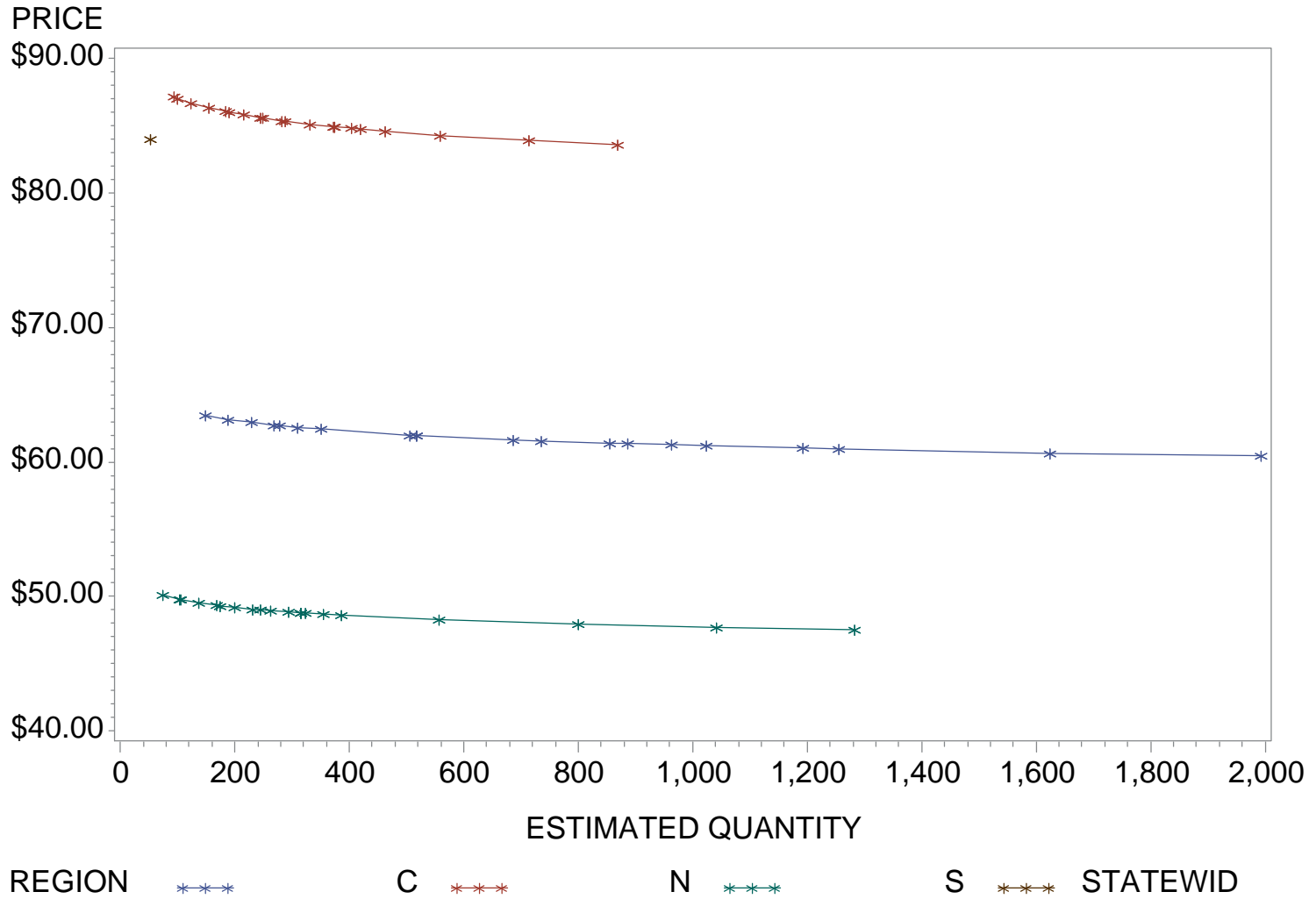
# New Jersey Department of Transportation Jan 2020 - Dec 2022

ITEM NUMBER=606051P DESCRIPTION=CONCRETE DRIVEWAY, 6" THICK



# New Jersey Department of Transportation Jan 2020 - Dec 2022

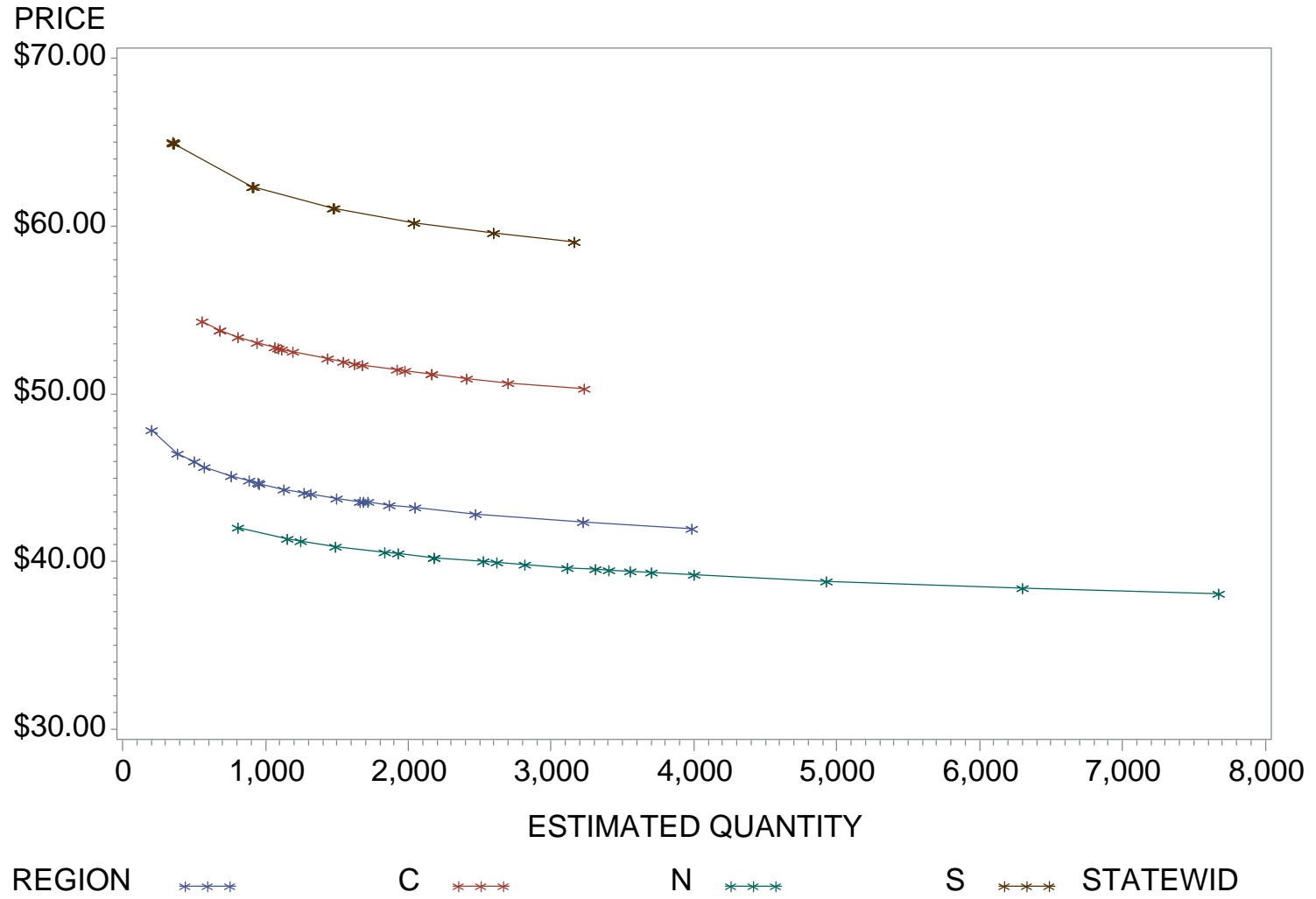
ITEM NUMBER=607069P DESCRIPTION=9" X VARIABLE HEIGHT CONCRETE





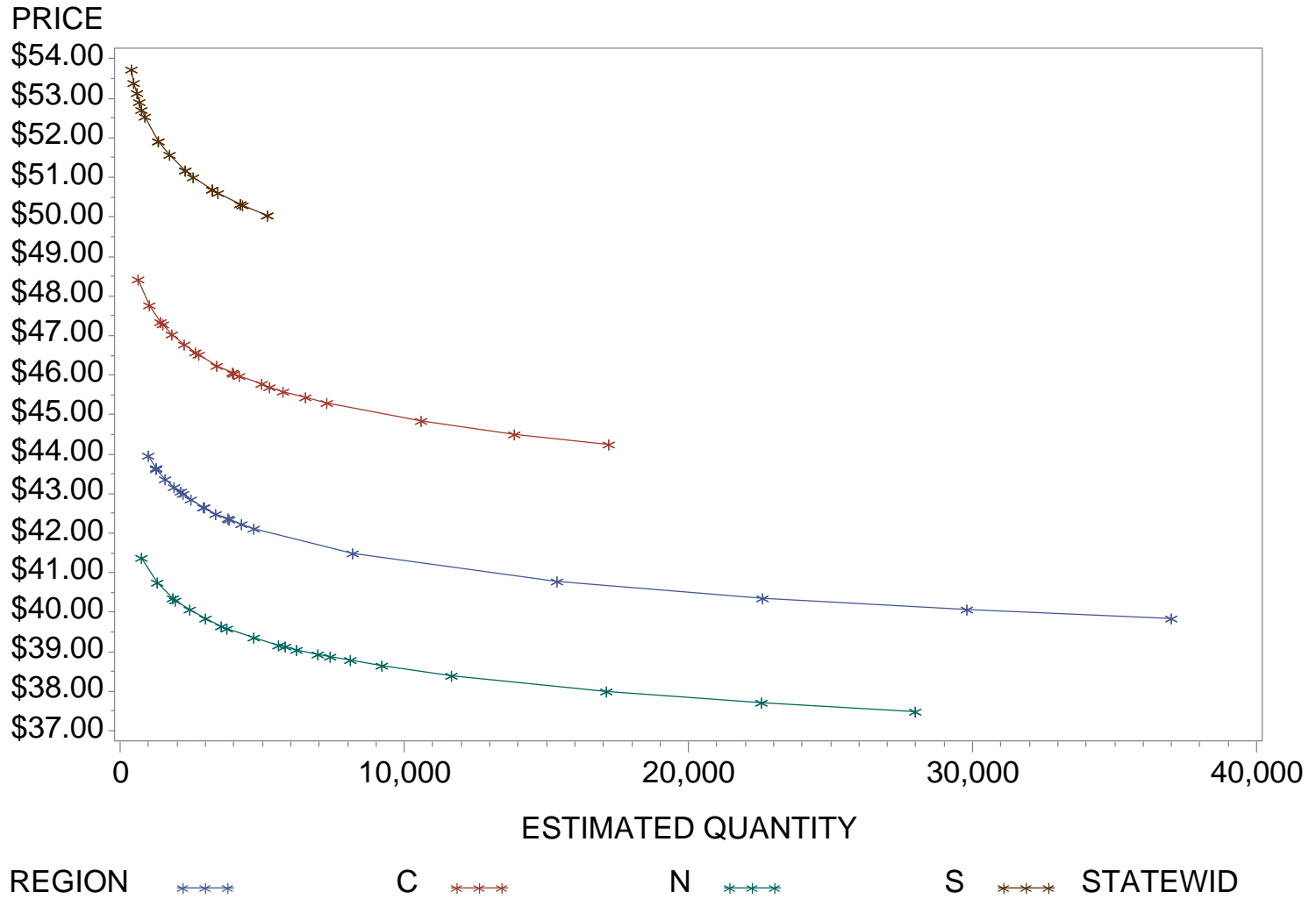
## New Jersey Department of Transportation Jan 2020 - Dec 2022

ITEM NUMBER=608004P DESCRIPTION=NONVEGETATIVE SURFACE, POROUS



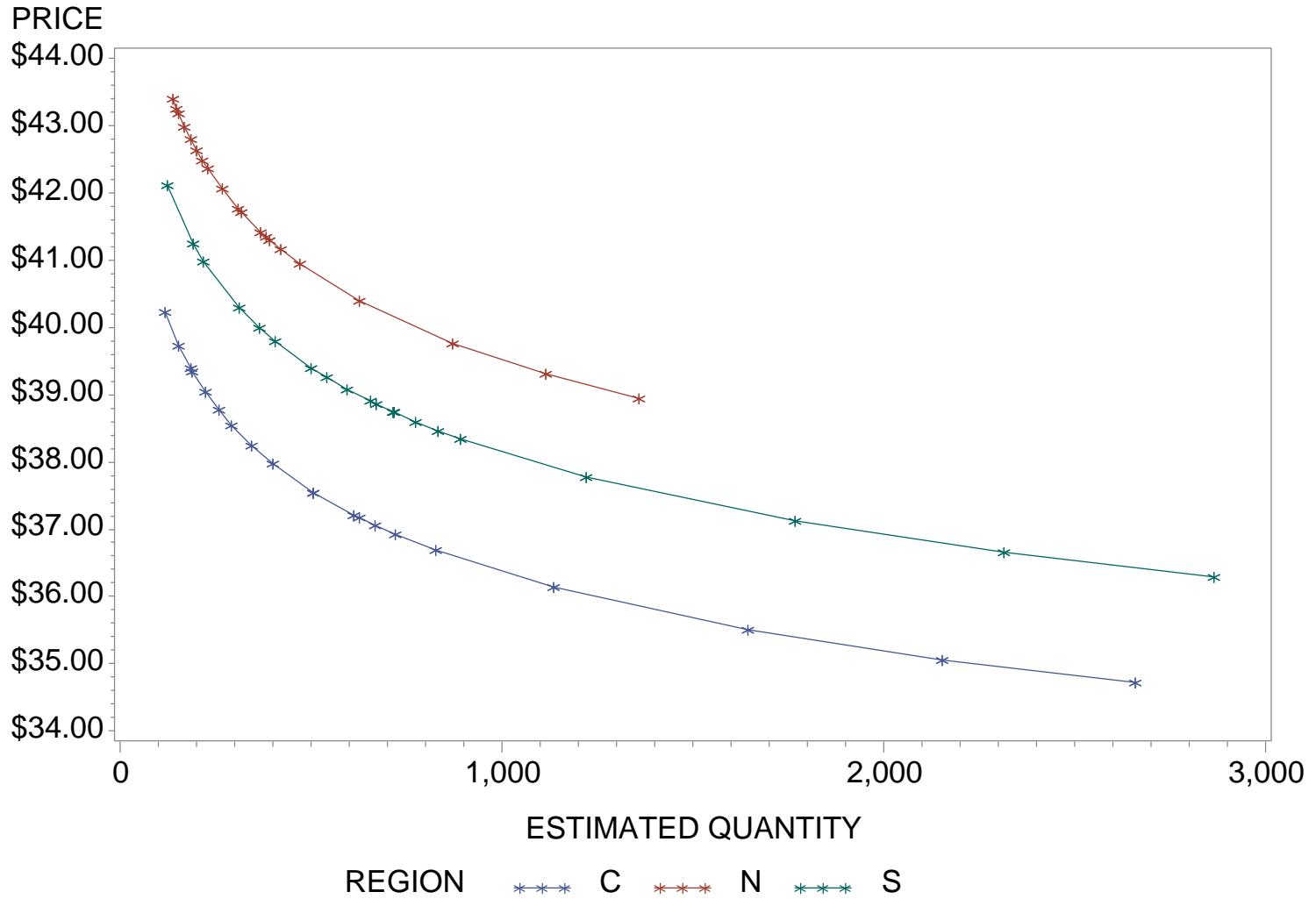
# New Jersey Department of Transportation Jan 2020 - Dec 2022

ITEM NUMBER=609003M DESCRIPTION=BEAM GUIDE RAIL



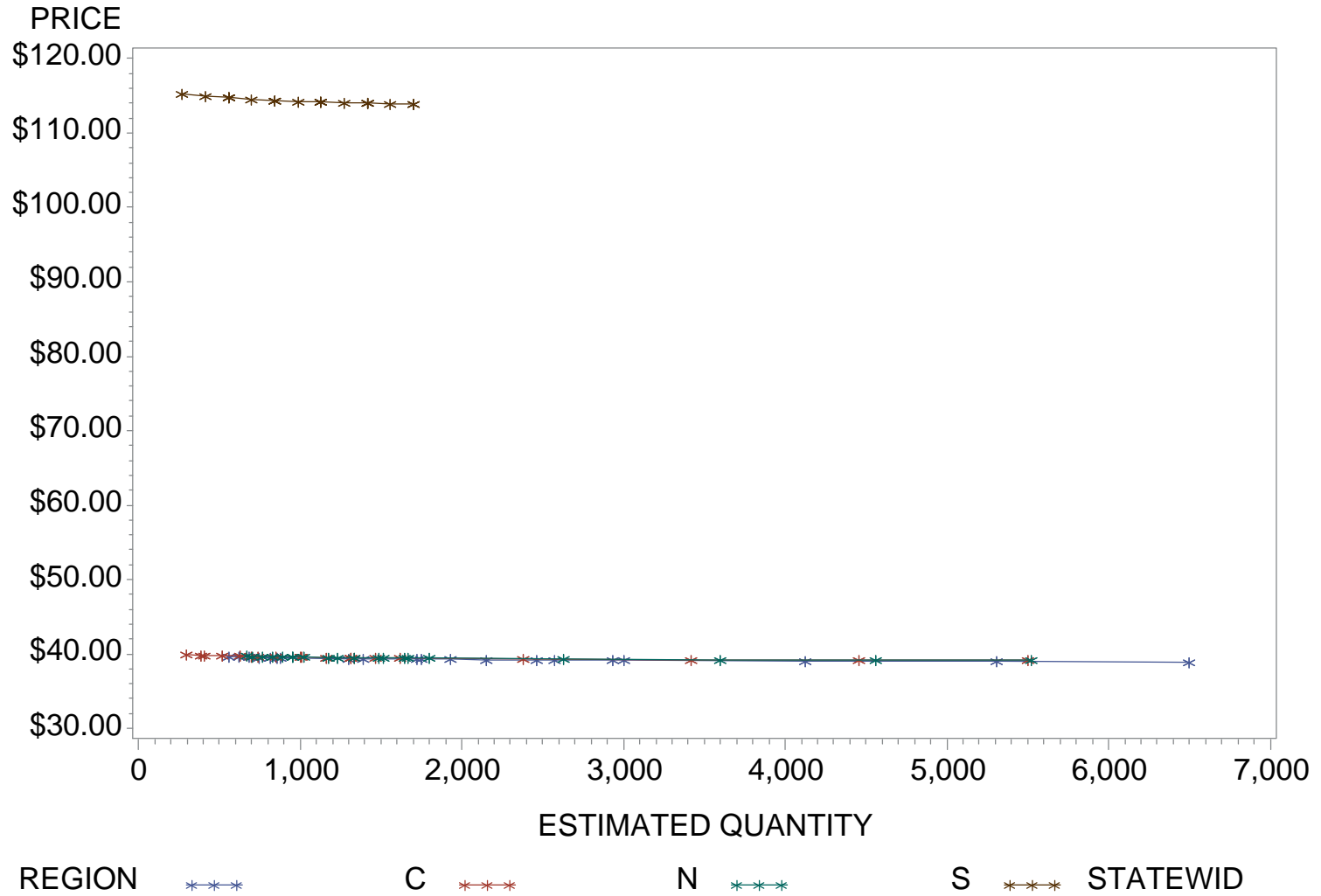
# New Jersey Department of Transportation Jan 2020 - Dec 2022

ITEM NUMBER=612003P DESCRIPTION=REGULATORY AND WARNING SIGN



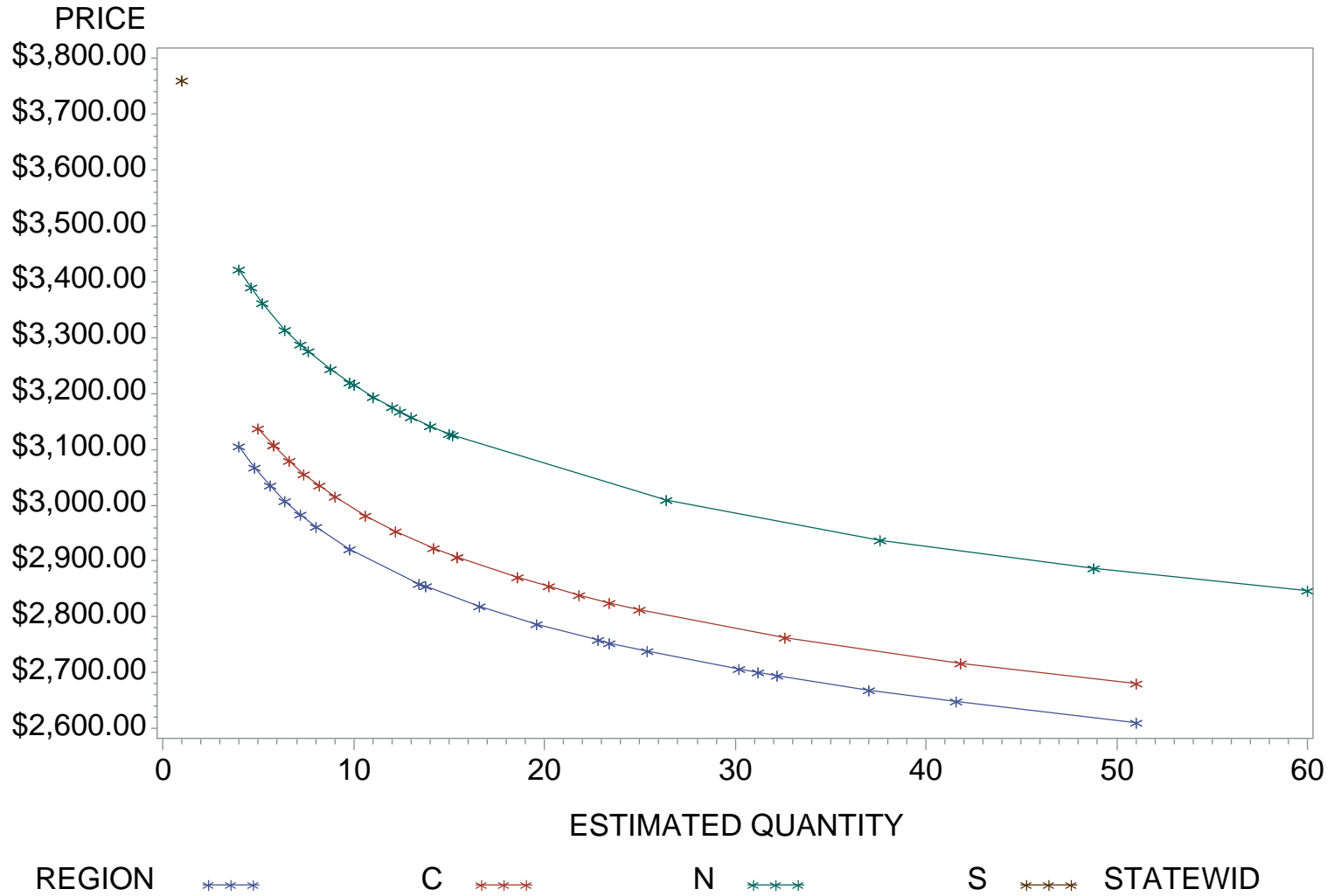
# New Jersey Department of Transportation Jan 2020 - Dec 2022

ITEM NUMBER=701021P DESCRIPTION=3" RIGID METALLIC CONDUIT



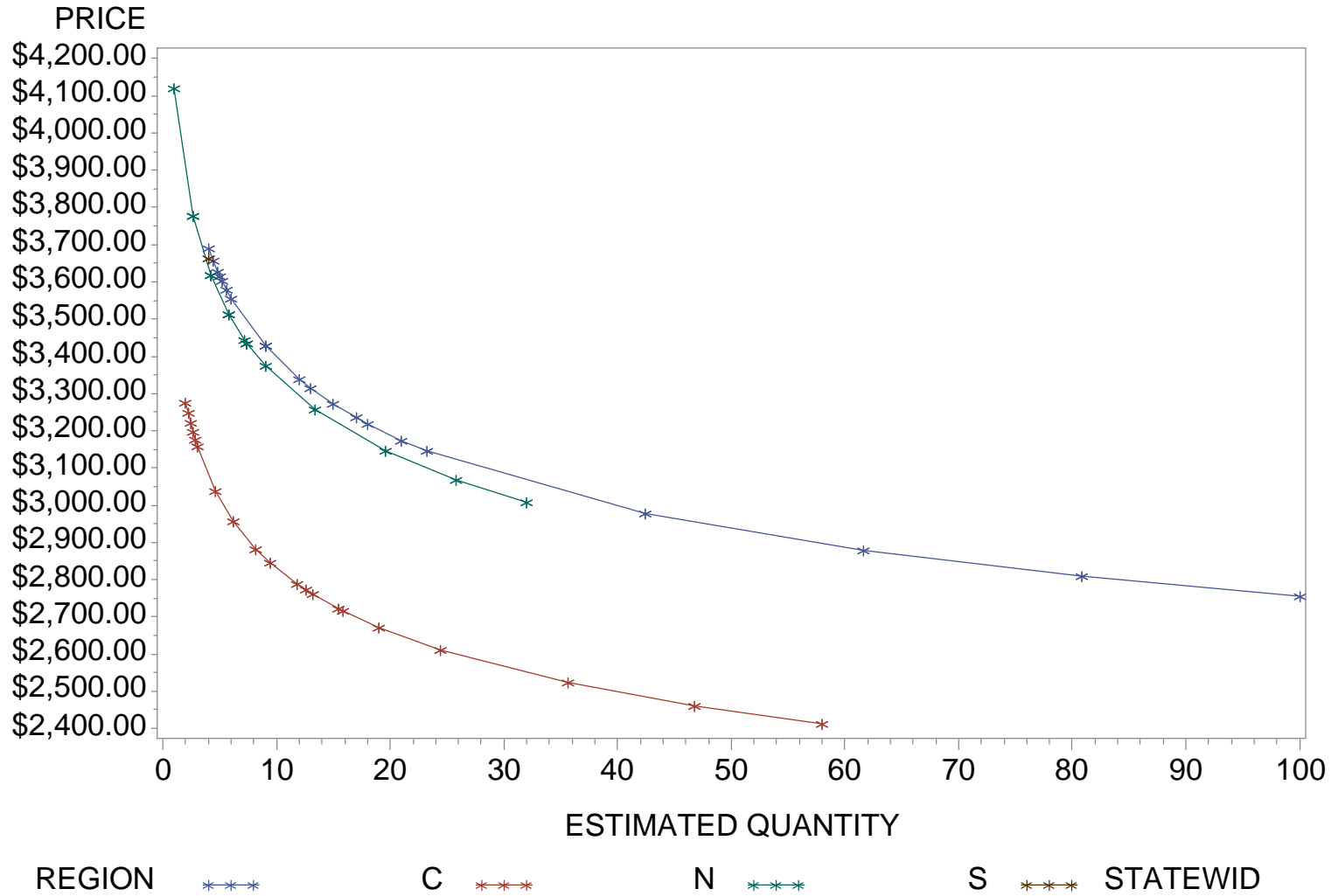
# New Jersey Department of Transportation Jan 2020 - Dec 2022

ITEM NUMBER=701102M DESCRIPTION=18" X 36" JUNCTION BOX



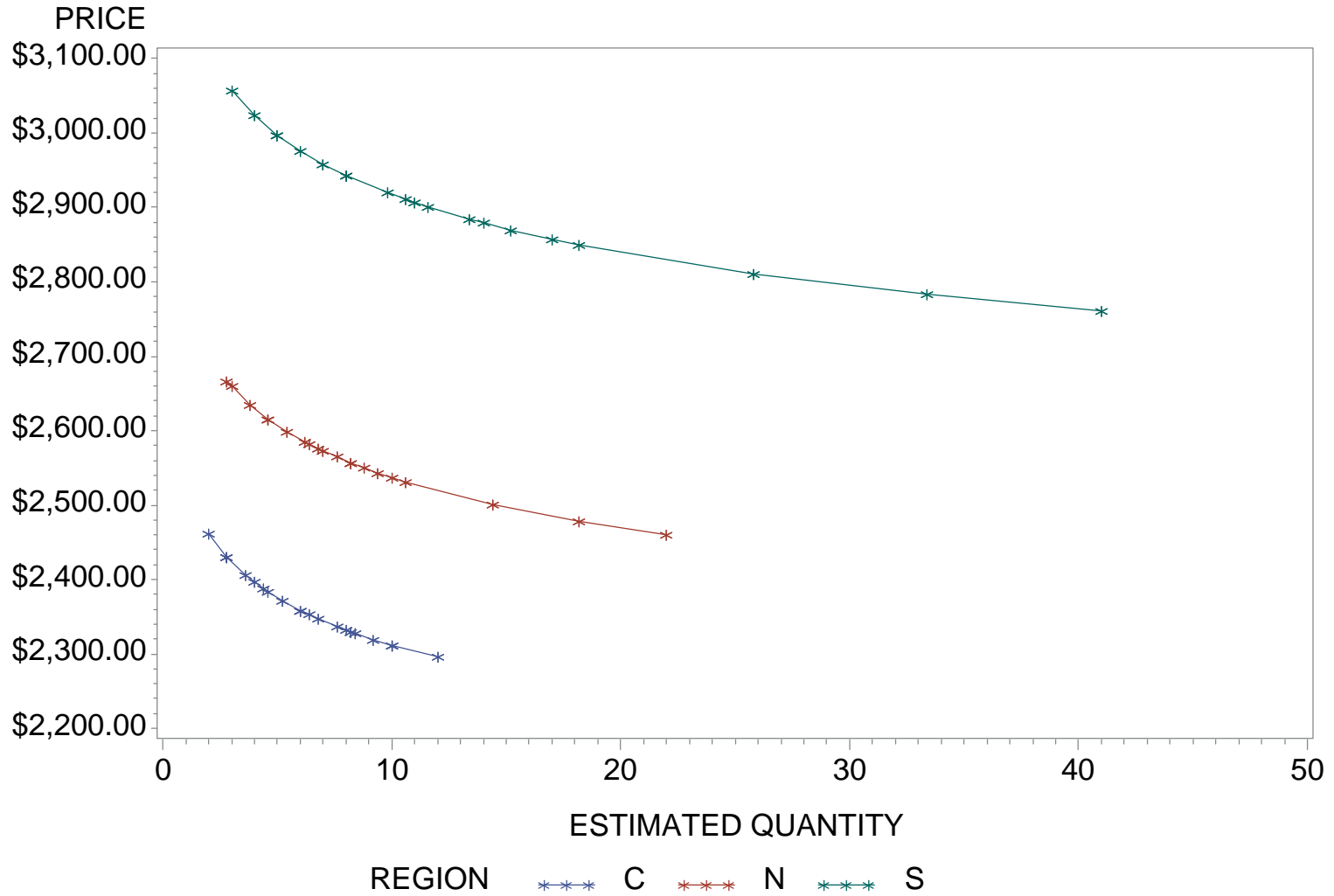
# New Jersey Department of Transportation Jan 2020 - Dec 2022

ITEM NUMBER=701117M DESCRIPTION=JUNCTION BOX FOUNDATION



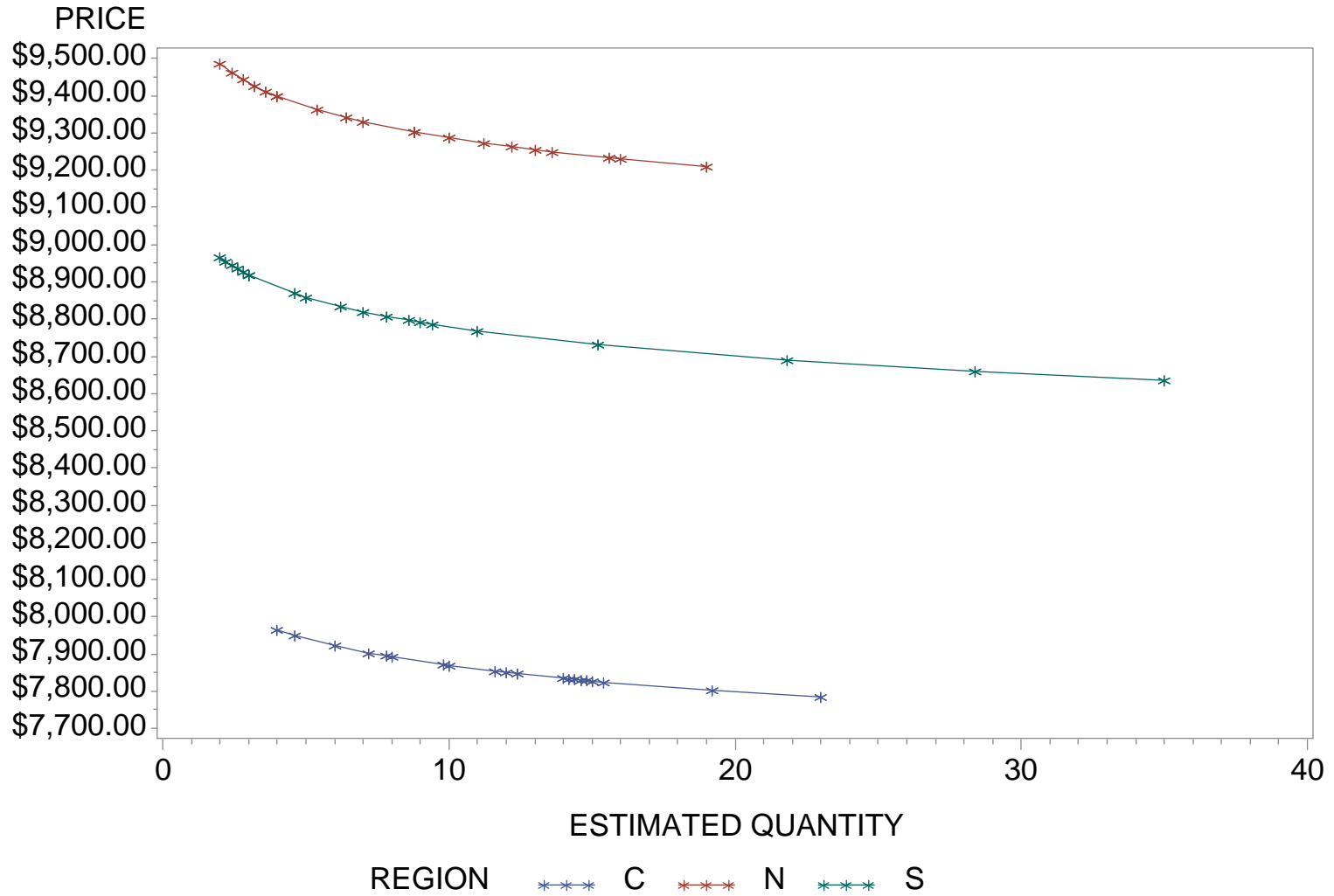
# New Jersey Department of Transportation Jan 2020 - Dec 2022

ITEM NUMBER=701135M DESCRIPTION=FOUNDATION, TYPE SPF



# New Jersey Department of Transportation Jan 2020 - Dec 2022

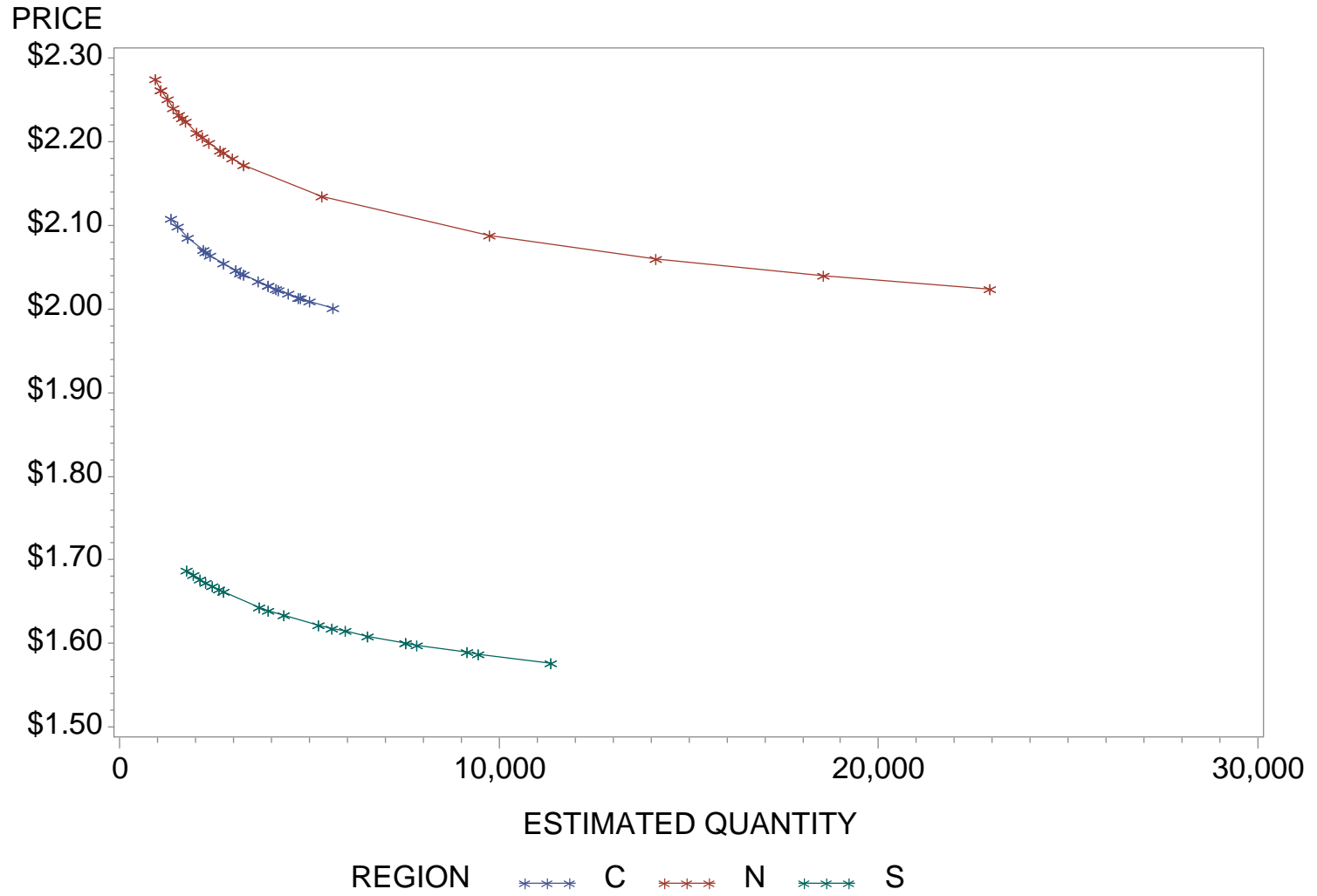
ITEM NUMBER=702015M DESCRIPTION=TRAFFIC SIGNAL STANDARD, STEEL





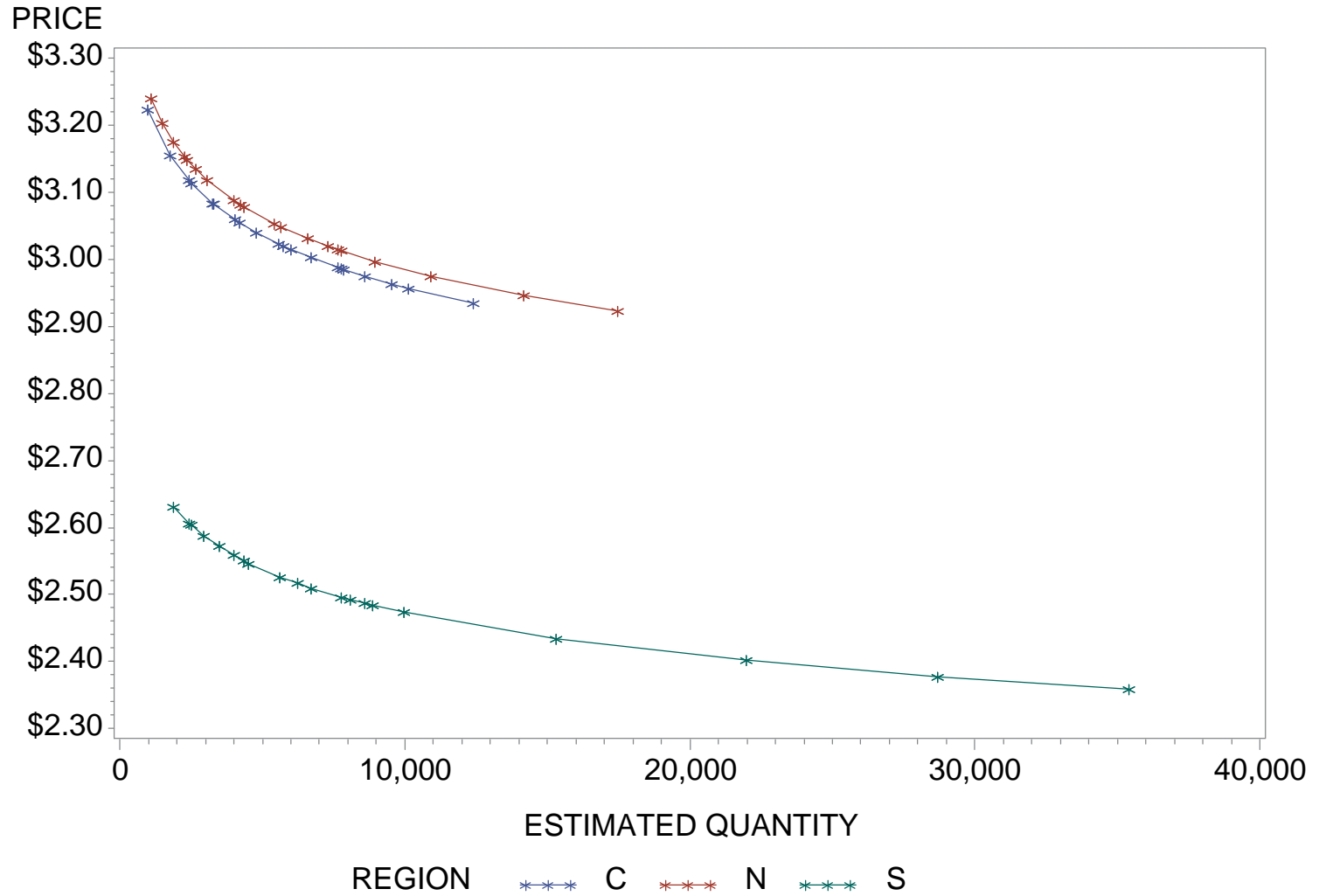
# New Jersey Department of Transportation Jan 2020 - Dec 2022

ITEM NUMBER=702027P DESCRIPTION=TRAFFIC SIGNAL CABLE, 2 CONDUCT



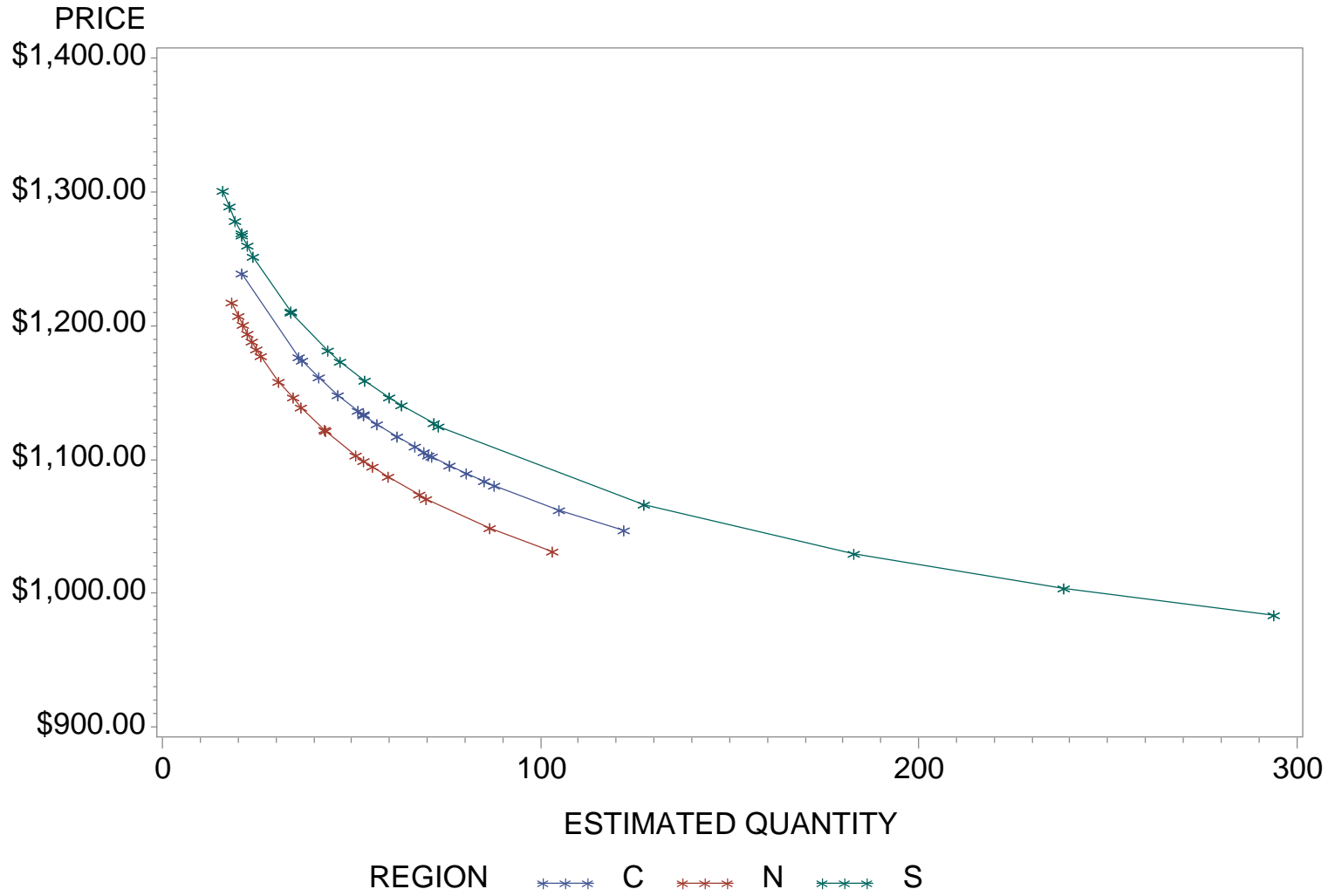
# New Jersey Department of Transportation Jan 2020 - Dec 2022

ITEM NUMBER=702030P DESCRIPTION=TRAFFIC SIGNAL CABLE, 5 CONDUCT



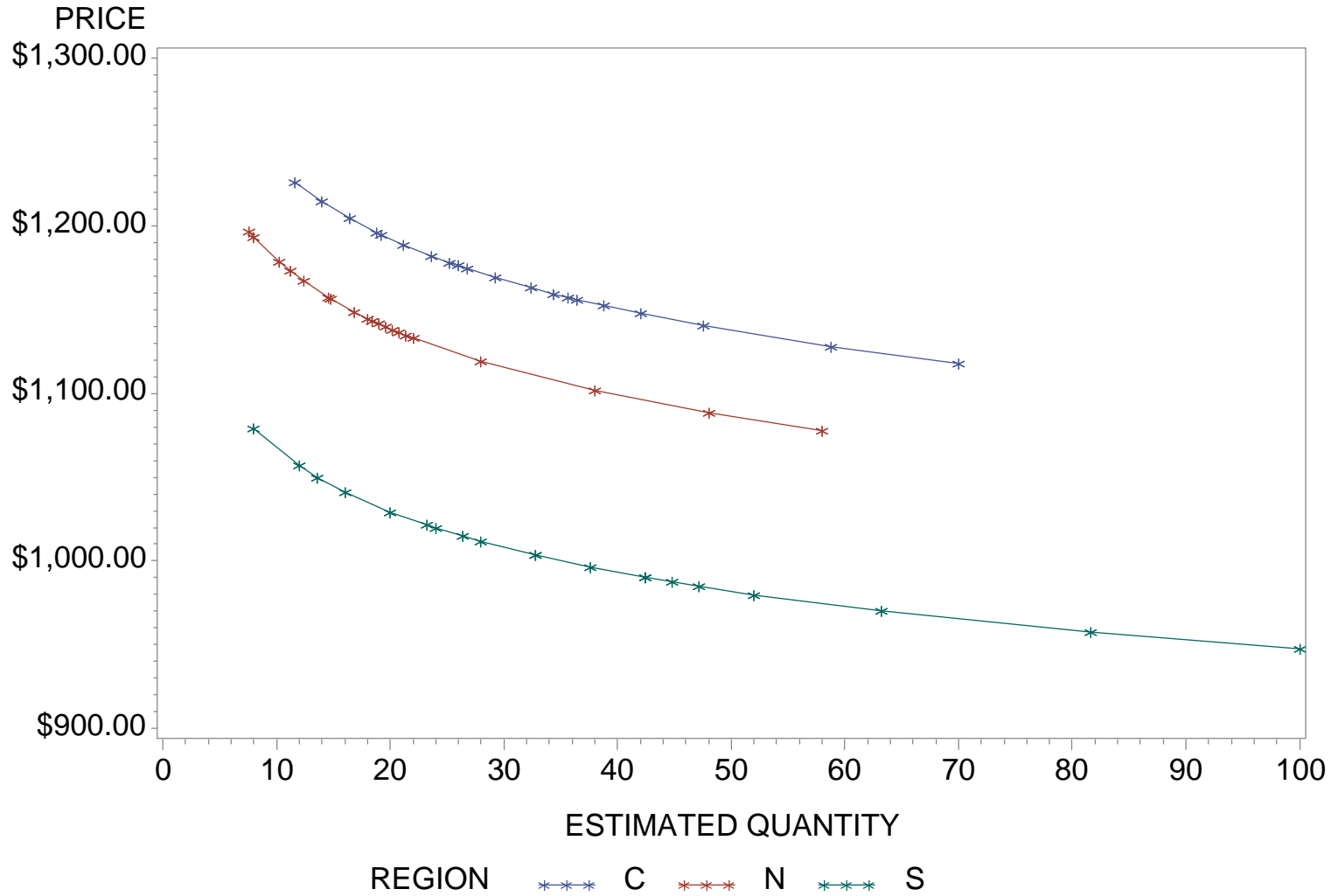
# New Jersey Department of Transportation Jan 2020 - Dec 2022

ITEM NUMBER=702036M DESCRIPTION=TRAFFIC SIGNAL HEAD



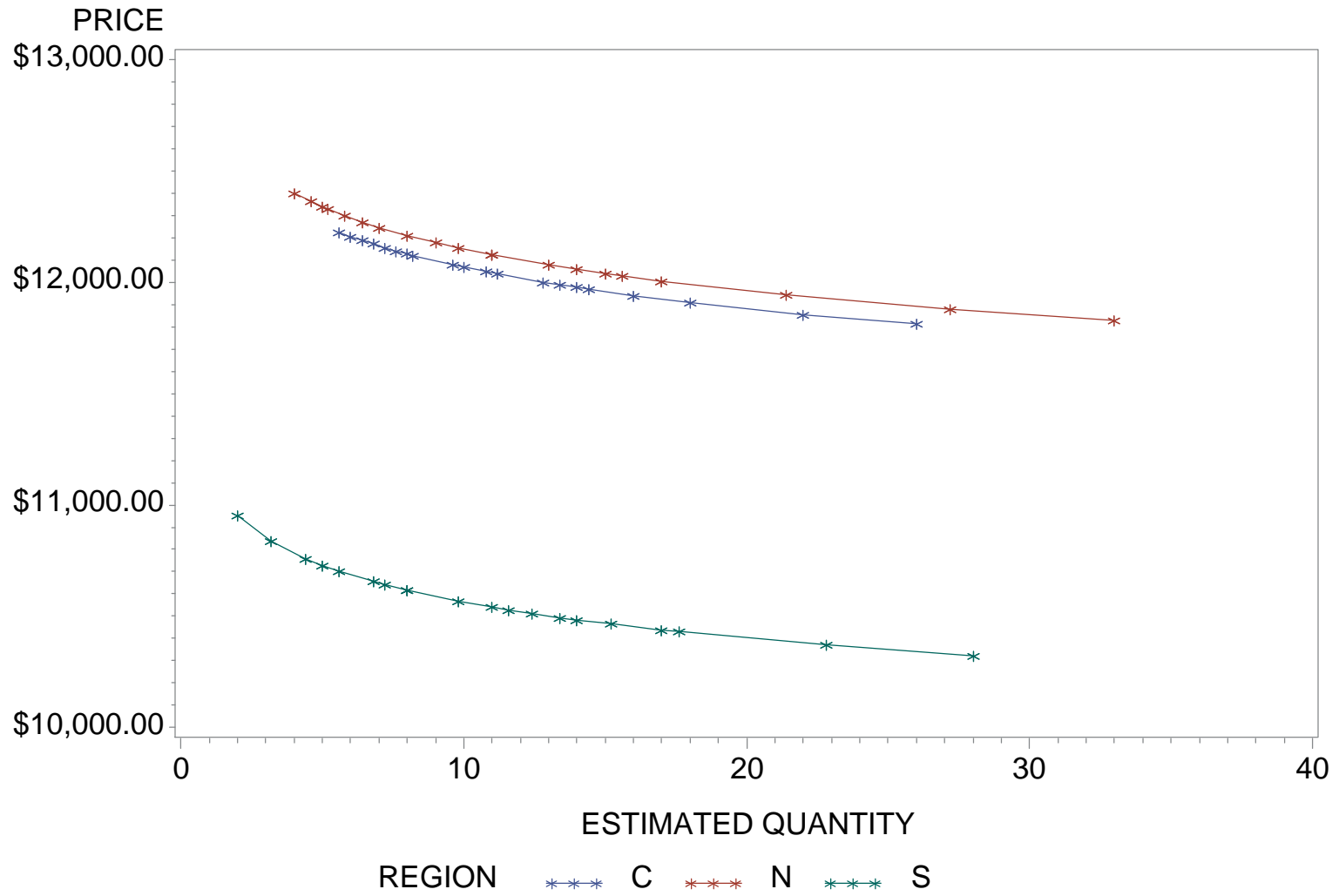
# New Jersey Department of Transportation Jan 2020 - Dec 2022

ITEM NUMBER=702039M DESCRIPTION=PEDESTRIAN SIGNAL HEAD



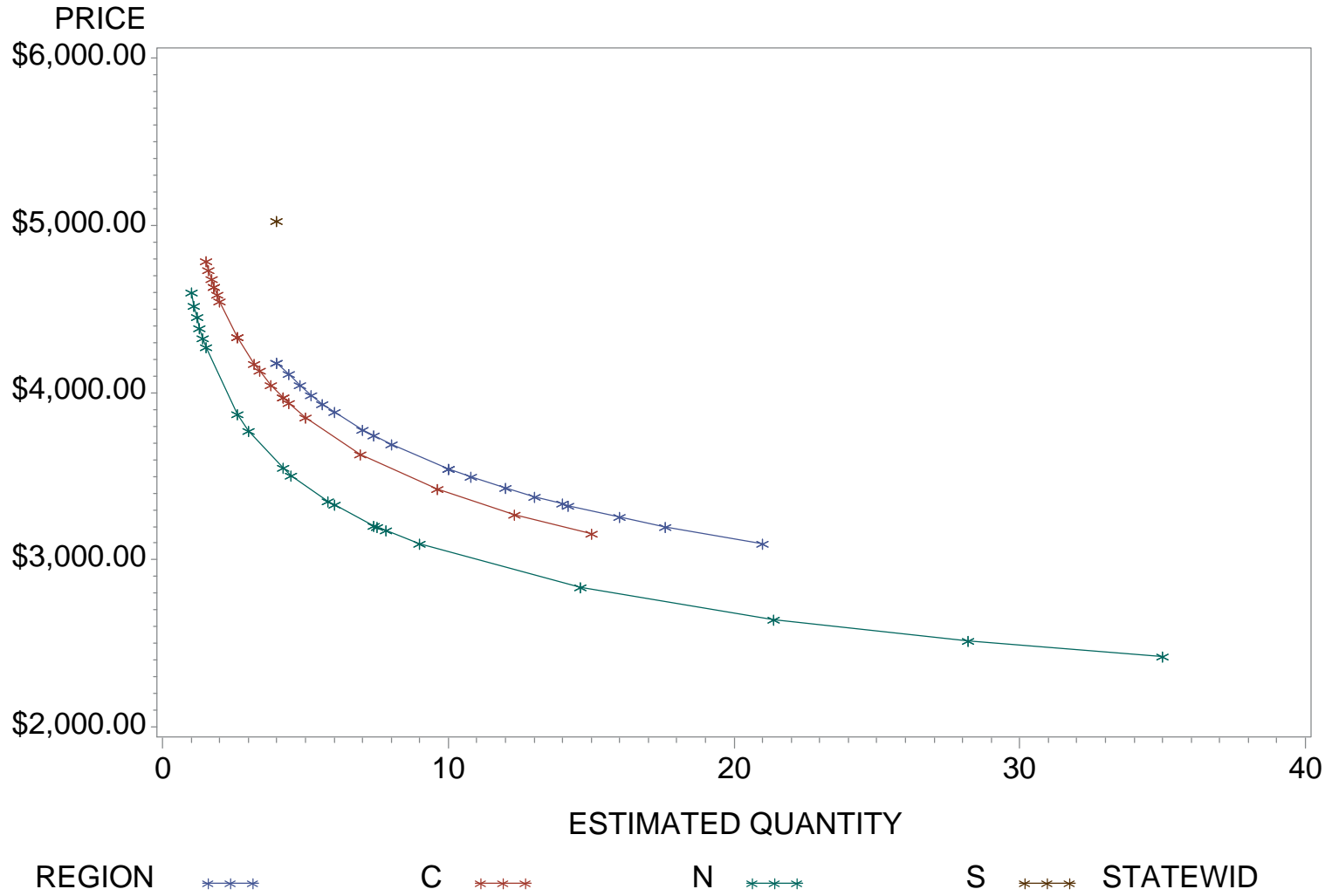
# New Jersey Department of Transportation Jan 2020 - Dec 2022

ITEM NUMBER=702046M DESCRIPTION=RADAR DETECTOR



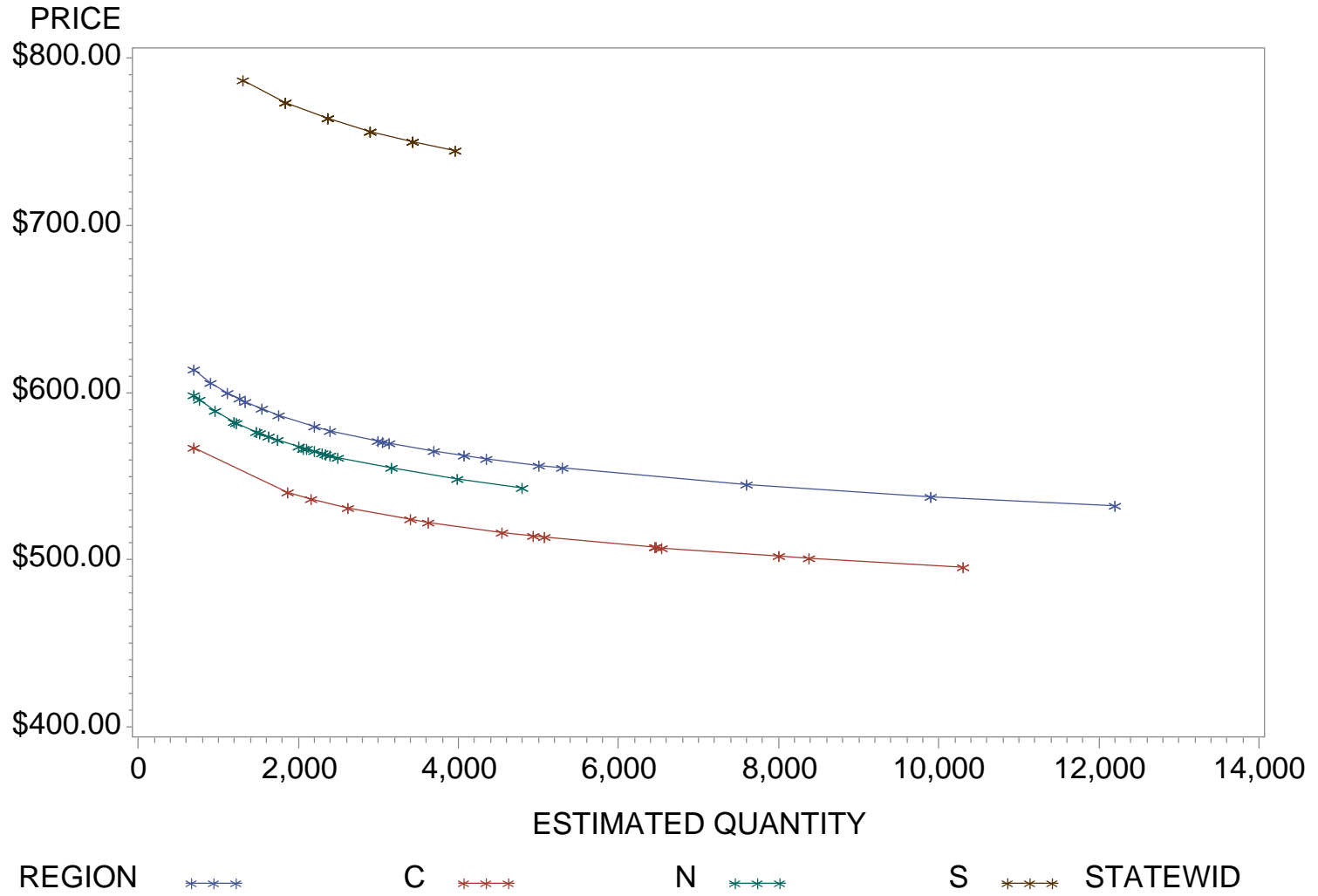
# New Jersey Department of Transportation Jan 2020 - Dec 2022

ITEM NUMBER=703003M DESCRIPTION=LIGHTING STANDARD ALUMINUM



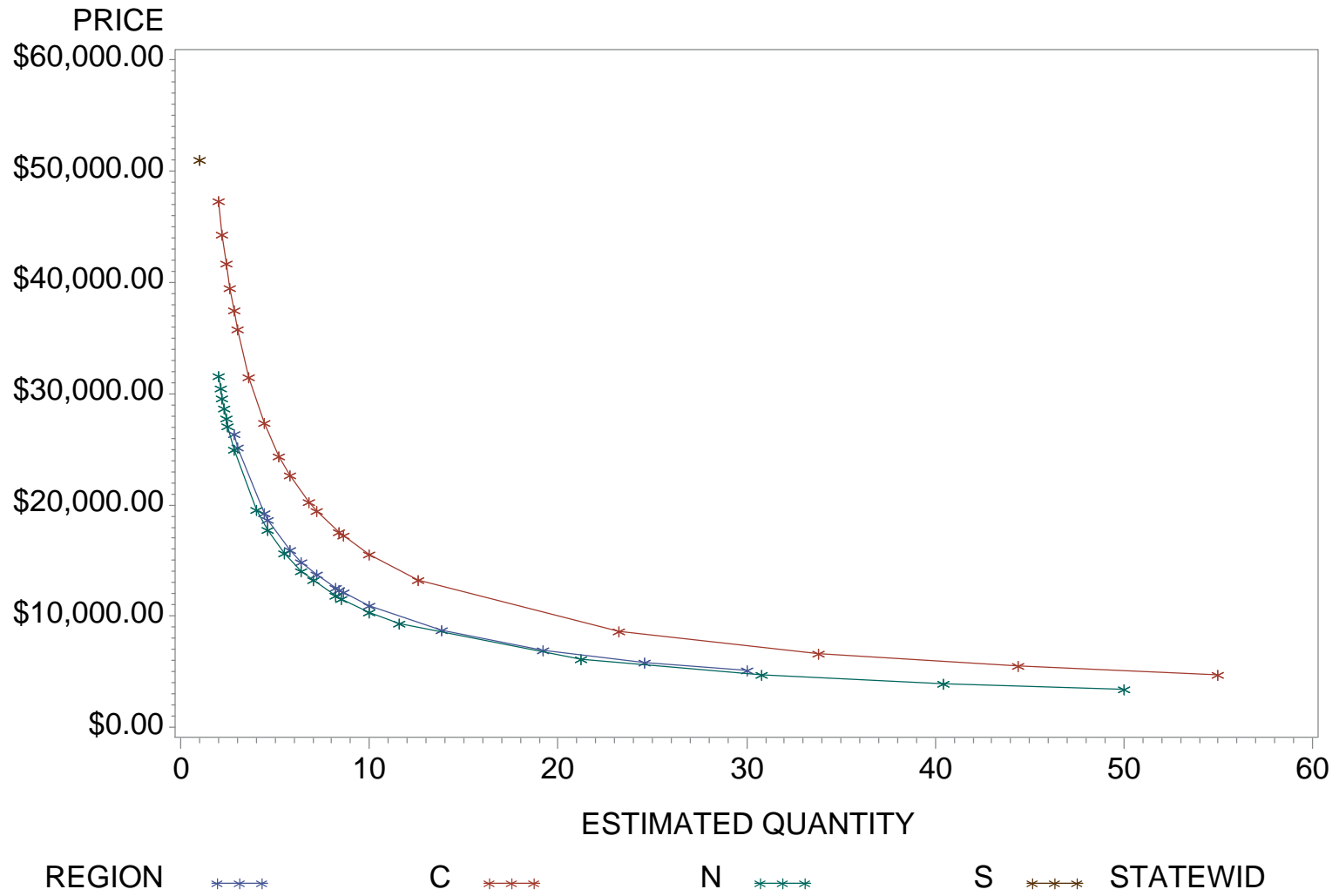
# New Jersey Department of Transportation Jan 2020 - Dec 2022

ITEM NUMBER=MMB186M DESCRIPTION=LABOR CREW



# New Jersey Department of Transportation Jan 2020 - Dec 2022

ITEM NUMBER=MMR006M DESCRIPTION=EMERGENCY MOBILIZATION





Historical Statistics For January 1, 1960 to December 31, 2023  
Summary Report

-----<< O V E R A L L T O T A L S >>-----

	Awarded Contracts	Contracts Work Began	Completed Contracts	Subcontracts
Total Number	87			
Total Dollars	\$671,815,884			
	Proposals Let	Previously Let Proposals	Proposals Rejected	Proposals Cancelled
Total Number	87			
Total Dollars	\$662,893,343			

-----<< A W A R D T O T A L S >>-----

Area Totals			Major Contract Work Types			Major Vendors		
Area	Contracts	Total \$	Work Type	Contracts	Total \$	Vendor	Contracts	Total \$
C	28	\$274,578,702	PRIMARILY ASPHALT WORK	29	\$158,541,655	22-1841600/EARLE ASPHA	4	\$137,691,453
N	28	\$239,445,032	GENERAL CONSTRUCTION	12	\$139,248,167	21-0529345/IEW CONSTRU	11	\$99,222,661
S	22	\$112,903,805	BRIDGE, INCL CONCRETE	7	\$90,349,249	21-0742073/SOUTH STATE	9	\$63,616,171
STAT	9	\$44,888,345	UTILITY WORK	1	\$86,113,513	22-1844145/NEW PRINCE	2	\$52,459,662
			STRUCTURES - LARGE	7	\$71,328,431	22-3787755/ASPHALT PAV	13	\$43,882,461
			MISCELLANEOUS	7	\$29,962,672	22-2459294/SCHIFANO CO	4	\$35,153,092
			BRIDGE MAINT (BUREAU O	4	\$24,115,192	22-1863748/BERTO CONST	6	\$29,948,950
			GUIDERAIL	5	\$19,770,178	22-3416571/CARBRO CONS	1	\$29,117,588
			BASE COURSE	3	\$15,668,668	48-1287124/DELLA PELLO	5	\$28,643,268
			DRAINAGE WORK, CULVERT	2	\$10,310,840	22-1549727/UNION PAVIN	3	\$23,279,622
			Other (6 )	10	\$26,407,319	Other (19 )	29	\$128,800,955

Historical Statistics For January 1, 1960 to December 31, 2023  
Summary Report

-----< < B I D I N F O R M A T I O N > >-----

Area	Percent of Contracts Receiving Each Number of Bids										Total	Major Bidders		
	One	Two	Three	Four	Five	Six	Seven	Eight	Nine	Ten or More		Vendor	Bids	% Conts Bid
C	17.86	21.43	14.29	10.71	14.29	14.29		7.14			28	21-0529345/IEW CONSTRU	25	28.74
N	10.71	14.29	25.00	14.29	14.29		10.71	3.57		7.14	28	22-3170892/MOUNT CONST	24	27.59
S	31.82	18.18	31.82		9.09		4.55	4.55			22	22-2382970/CRISDEL GRO	18	20.69
STAT		22.22	11.11	11.11	33.33	22.22					9	22-2585273/JOSEPH M. S	18	20.69
												21-0742073/SOUTH STATE	17	19.54
ALL	17.24	18.39	21.84	9.20	14.94	6.90	4.60	4.60		2.30	87	22-1863748/BERTO CONST	15	17.24
												22-3787755/ASPHALT PAV	14	16.09
												22-2459294/SCHIFANO CO	11	12.64
												21-0665029/J. FLETCHER	10	11.49
												22-1549727/UNION PAVIN	10	11.49
												Other (53 )	159	

-----< < E S T I M A T E VS A W A R D E D B I D S > >-----

Area	Percent of Awards for Each Range Over/Under Estimate					Total Num	Area	Percent of Awarded Dollars for Each Range Over/Under Estimate					Total Dollar
	< -10%	-10% to 0	0 to +10%	> +10%				< -10%	-10% to 0	0 to +10%	> +10%		
C	32.14	14.29	35.71	17.86		28	C	38.38	9.16	15.94	36.53	\$274,578,702	
N	25.00	35.71	10.71	28.57		28	N	22.89	28.88	5.70	42.52	\$239,445,032	
S	40.91	22.73	9.09	27.27		22	S	38.84	17.00	11.15	33.01	\$112,903,805	
STAT	11.11	44.44	22.22	22.22		9	STAT	2.53	36.53	22.97	37.97	\$44,888,345	
ALL	29.89	26.44	19.54	24.14		87	ALL	30.54	19.33	11.95	38.17	\$671,815,884	

Historical Statistics For January 1, 1960 to December 31, 2023  
 AREA/VENDOR REPORT FOR AREA C

-----< < O V E R A L L A R E A T O T A L S > >-----

	Awarded Contracts	Contracts Work Began	Completed Contracts	Subcontracts
Area Total Number	28			
% of Overall Total	32.18			
Area Total Dollars	\$274,578,702			
% of Overall Total	40.87			
	Proposals Let	Previously Let Proposals	Proposals Rejected	Proposals Cancelled
Area Total Number	28			
% of Overall Total	32.18			
Area Total Dollars	\$277,901,622			
% of Overall Total	41.92			

-----< < A R E A A W A R D T O T A L S > >-----

Vendor	Contracts	% Area Total	% Vendor Total	Vendor	Dollars	% Area Total	% Vendor Total
22-3787755/ASPHALT PAV	5	17.86	38.46	22-1841600/EARLE ASPHA	\$137,691,453	50.15	100.00
22-1841600/EARLE ASPHA	4	14.29	100.00	22-3416571/CARBRO CONS	\$29,117,588	10.60	100.00
21-0529345/IEW CONSTRU	3	10.71	27.27	21-0529345/IEW CONSTRU	\$27,028,404	9.84	27.24
22-2115708/M.L. RUBERT	2	7.14	66.67	22-2459294/SCHIFANO CO	\$21,099,151	7.68	60.02
22-2459294/SCHIFANO CO	2	7.14	50.00	22-3787755/ASPHALT PAV	\$16,733,014	6.09	38.13
55-0807147/ORCHARD HOL	2	7.14	50.00	22-2115708/M.L. RUBERT	\$6,832,206	2.49	74.98
22-1549727/UNION PAVIN	1	3.57	33.33	22-1549727/UNION PAVIN	\$6,237,300	2.27	26.79
22-1863748/BERTO CONST	1	3.57	16.67	CAPITAL PAVING & CONTR	\$5,523,620	2.01	100.00
22-3416571/CARBRO CONS	1	3.57	100.00	22-1863748/BERTO CONST	\$4,498,297	1.64	15.02
CAPITAL PAVING & CONTR	1	3.57	100.00	22-2269445/MARBRO, INC	\$4,317,617	1.57	100.00
Other (6 )	6			Other (6 )	\$15,500,052		

Historical Statistics For January 1, 1960 to December 31, 2023  
AREA/VENDOR REPORT FOR AREA C

-----<< AREA BID INFORMATION >>-----

Vendor	Percent of Bids on Contracts Receiving Each Number of Bids									Ten or More	Bids	% Vendor Bids	% Conts Bid
	One	Two	Three	Four	Five	Six	Seven	Eight	Nine				
22-2382970/CRISDEL GRO			14.29	14.29		42.86		28.57			7	38.89	25.00
21-0529345/IEW CONSTRU		16.67	16.67	33.33	16.67	16.67					6	24.00	21.43
22-1841600/EARLE ASPHA		33.33	16.67	16.67		16.67					6	66.67	21.43
21-0742073/SOUTH STATE					40.00	20.00		40.00			5	29.41	17.86
22-1863748/BERTO CONST		20.00	20.00		40.00	20.00					5	33.33	17.86
22-2459294/SCHIFANO CO						60.00		40.00			5	45.45	17.86
22-3170892/MOUNT CONST			20.00	20.00	40.00	20.00					5	20.83	17.86
22-3787755/ASPHALT PAV	100.00										5	35.71	17.86
48-1287124/DELLA PELLO						60.00		40.00			5	50.00	17.86
CAPITAL PAVING & CONTR						60.00		40.00			5	55.56	17.86
Other (25 )											47		

-----<< AREA ESTIMATE VS AWARDED BIDS >>-----

Vendor	Percent of Awards for Each Range Over/Under Estimate					Total Num	Vendor	Percent of Awarded Dollars for Each Range Over/Under Estimate				
	< -10%	10% to 0	0 to +10%	> +10%	Total			< -10%	10% to 0	0 to +10%	> +10%	Total Dollars
22-3787755/ASPHALT PAV	20.00		60.00	20.00	5	22-1841600/EARLE ASPHA	35.69		1.76	62.54	\$137,691,453	
22-1841600/EARLE ASPHA	50.00		25.00	25.00	4	22-3416571/CARBRO CONS	100.00				\$29,117,588	
21-0529345/IEW CONSTRU	33.33		66.67		3	21-0529345/IEW CONSTRU	34.51		65.49		\$27,028,404	
22-2115708/M.L. RUBERT		50.00	50.00		2	22-2459294/SCHIFANO CO		100.00			\$21,099,151	
22-2459294/SCHIFANO CO		100.00			2	22-3787755/ASPHALT PAV	20.13		48.51	31.36	\$16,733,014	
55-0807147/ORCHARD HOL				100.00	2	22-2115708/M.L. RUBERT		48.10	51.90		\$6,832,206	
22-1549727/UNION PAVIN				100.00	1	22-1549727/UNION PAVIN				100.00	\$6,237,300	
22-1863748/BERTO CONST			100.00		1	CAPITAL PAVING & CONTR	100.00				\$5,523,620	
22-3416571/CARBRO CONS	100.00				1	22-1863748/BERTO CONST			100.00		\$4,498,297	
CAPITAL PAVING & CONTR	100.00				1	22-2269445/MARBRO, INC			100.00		\$4,317,617	
Other (6 )	50.00	16.67	33.33		6	Other (6 )	57.43	4.89	20.29	17.39	\$15,500,052	

Historical Statistics For January 1, 1960 to December 31, 2023  
AREA/VENDOR REPORT FOR AREA N

-----< < O V E R A L L A R E A T O T A L S > >-----

	Awarded Contracts	Contracts Work Began	Completed Contracts	Subcontracts
Area Total Number	28			
% of Overall Total	32.18			
Area Total Dollars	\$239,445,032			
% of Overall Total	35.64			
	Proposals Let	Previously Let Proposals	Proposals Rejected	Proposals Cancelled
Area Total Number	28			
% of Overall Total	32.18			
Area Total Dollars	\$226,208,777			
% of Overall Total	34.12			

-----< < A R E A A W A R D T O T A L S > >-----

Vendor	Contracts	% Area Total	% Vendor Total	Vendor	Dollars	% Area Total	% Vendor Total
21-0529345/IEW CONSTRU	4	14.29	36.36	22-1844145/NEW PRINCE	\$52,459,662	21.91	100.00
22-1863748/BERTO CONST	4	14.29	66.67	21-0529345/IEW CONSTRU	\$49,083,762	20.50	49.47
48-1287124/DELLA PELLO	4	14.29	80.00	48-1287124/DELLA PELLO	\$26,364,631	11.01	92.04
21-0665029/J. FLETCHER	2	7.14	100.00	22-1863748/BERTO CONST	\$21,352,503	8.92	71.30
22-1549727/UNION PAVIN	2	7.14	66.67	CREAMER SANZARI, A JOI	\$20,689,871	8.64	100.00
22-1844145/NEW PRINCE	2	7.14	100.00	22-1549727/UNION PAVIN	\$17,042,322	7.12	73.21
22-3787755/ASPHALT PAV	2	7.14	15.38	22-1618743/ANSELM I & D	\$11,560,560	4.83	100.00
55-0807147/ORCHARD HOL	2	7.14	50.00	21-0665029/J. FLETCHER	\$9,483,494	3.96	100.00
22-1618743/ANSELM I & D	1	3.57	100.00	22-2459294/SCHIFANO CO	\$8,216,625	3.43	23.37
CREAMER SANZARI, A JOI	1	3.57	100.00	22-3787755/ASPHALT PAV	\$7,284,955	3.04	16.60
Other (4 )	4			Other (4 )	\$15,906,646		

Historical Statistics For January 1, 1960 to December 31, 2023  
AREA/VENDOR REPORT FOR AREA N

-----<< AREA BID INFORMATION >>-----

Vendor	Percent of Bids on Contracts Receiving Each Number of Bids										Ten or More	Bids	% Vendor Bids	% Conts Bid
	One	Two	Three	Four	Five	Six	Seven	Eight	Nine					
21-0529345/IEW CONSTRU		10.00	20.00	30.00	10.00		20.00				10.00	10	40.00	35.71
22-2382970/CRISDEL GRO			22.22	11.11	33.33		11.11	11.11			11.11	9	50.00	32.14
22-1549727/UNION PAVIN			42.86	14.29			14.29				28.57	7	70.00	25.00
22-2585273/JOSEPH M. S			42.86		14.29		28.57				14.29	7	38.89	25.00
22-3170892/MOUNT CONST			42.86	14.29	14.29						28.57	7	29.17	25.00
22-1618743/ANSELM I & D			33.33	16.67			16.67				33.33	6	66.67	21.43
22-1863748/BERTO CONST	16.67		16.67	16.67			16.67				33.33	6	40.00	21.43
22-2459294/SCHIFANO CO					60.00		20.00	20.00				5	45.45	17.86
22-3397430/RITACCO CON			20.00				40.00				40.00	5	71.43	17.86
48-1287124/DELLA PELLO					60.00		20.00	20.00				5	50.00	17.86
Other (33 )												54		

-----<< AREA ESTIMATE VS AWARDED BIDS >>-----

Vendor	Percent of Awards for Each Range Over/Under Estimate					Total Num	Vendor	Percent of Awarded Dollars for Each Range Over/Under Estimate					Total Dollars
	< -10%	10% to 0	0 to +10%	> +10%	Total			< -10%	10% to 0	0 to +10%	> +10%	Total	
21-0529345/IEW CONSTRU	50.00	50.00				4	22-1844145/NEW PRINCE		7.60			92.40	\$52,459,662
22-1863748/BERTO CONST	50.00	25.00		25.00		4	21-0529345/IEW CONSTRU	56.45	43.55				\$49,083,762
48-1287124/DELLA PELLO	50.00	50.00				4	48-1287124/DELLA PELLO	28.50	71.50				\$26,364,631
21-0665029/J. FLETCHER			50.00	50.00		2	22-1863748/BERTO CONST	49.48	38.85		11.67		\$21,352,503
22-1549727/UNION PAVIN	50.00			50.00		2	CREAMER SANZARI, A JOI				100.00		\$20,689,871
22-1844145/NEW PRINCE		50.00		50.00		2	22-1549727/UNION PAVIN	52.93			47.07		\$17,042,322
22-3787755/ASPHALT PAV				100.00		2	22-1618743/ANSELM I & D				100.00		\$11,560,560
55-0807147/ORCHARD HOL		50.00	50.00			2	21-0665029/J. FLETCHER			65.22	34.78		\$9,483,494
22-1618743/ANSELM I & D				100.00		1	22-2459294/SCHIFANO CO		100.00				\$8,216,625
CREAMER SANZARI, A JOI				100.00		1	22-3787755/ASPHALT PAV				100.00		\$7,284,955
Other (4 )		75.00	25.00			4	Other (4 )		53.06	46.94			\$15,906,646

Historical Statistics For January 1, 1960 to December 31, 2023  
 AREA/VENDOR REPORT FOR AREA S

-----< < O V E R A L L A R E A T O T A L S > >-----

	Awarded Contracts	Contracts Work Began	Completed Contracts	Subcontracts
Area Total Number	22			
% of Overall Total	25.29			
Area Total Dollars	\$112,903,805			
% of Overall Total	16.81			
	Proposals Let	Previously Let Proposals	Proposals Rejected	Proposals Cancelled
Area Total Number	22			
% of Overall Total	25.29			
Area Total Dollars	\$116,065,392			
% of Overall Total	17.51			

-----< < A R E A A W A R D T O T A L S > >-----

Vendor	Contracts	% Area Total	% Vendor Total	Vendor	Dollars	% Area Total	% Vendor Total
21-0742073/SOUTH STATE	8	36.36	88.89	21-0742073/SOUTH STATE	\$59,320,171	52.54	93.25
22-3787755/ASPHALT PAV	6	27.27	46.15	22-3787755/ASPHALT PAV	\$19,864,492	17.59	45.27
20-1354414/GREAT LAKES	1	4.55	100.00	21-0689285/STAVOLA CON	\$8,518,661	7.55	100.00
21-0529345/IEW CONSTRU	1	4.55	9.09	20-1354414/GREAT LAKES	\$7,025,000	6.22	100.00
21-0689285/STAVOLA CON	1	4.55	100.00	22-2328302/GREEN CONST	\$6,255,000	5.54	100.00
22-1863748/BERTO CONST	1	4.55	16.67	22-1863748/BERTO CONST	\$4,098,150	3.63	13.68
22-2115708/M.L. RUBERT	1	4.55	33.33	21-0529345/IEW CONSTRU	\$2,893,175	2.56	2.92
22-2328302/GREEN CONST	1	4.55	100.00	22-2115708/M.L. RUBERT	\$2,280,034	2.02	25.02
C6437/CONSOLIDATED STE	1	4.55	50.00	ROMAN E & G CORP.	\$1,941,518	1.72	100.00
ROMAN E & G CORP.	1	4.55	100.00	C6437/CONSOLIDATED STE	\$707,603	0.63	48.01
Other (0 )	0			Other (0 )	\$0		

Historical Statistics For January 1, 1960 to December 31, 2023  
AREA/VENDOR REPORT FOR AREA S

-----< < A R E A B I D I N F O R M A T I O N > -----

Vendor	Percent of Bids on Contracts Receiving Each Number of Bids										Ten or More	Bids	% Vendor Bids	% Conts Bid
	One	Two	Three	Four	Five	Six	Seven	Eight	Nine					
21-0742073/SOUTH STATE	9.09	27.27	27.27		18.18		9.09	9.09				11	64.71	50.00
22-3787755/ASPHALT PAV	85.71	14.29										7	50.00	31.82
22-3170892/MOUNT CONST			25.00		25.00		25.00	25.00				4	16.67	18.18
21-0529345/IEW CONSTRU		33.33	33.33		33.33							3	12.00	13.64
21-0665029/J. FLETCHER			66.67				33.33					3	30.00	13.64
22-1841600/EARLE ASPHA		33.33			33.33			33.33				3	33.33	13.64
22-2269412/RICHARD E. ROAD-CON, INC.			33.33		33.33			33.33				3	100.00	13.64
22-1863748/BERTO CONST			100.00									2	13.33	9.09
22-2115708/M.L. RUBERT			100.00									2	28.57	9.09
Other (17 )												20		

-----< < A R E A E S T I M A T E V S A W A R D E D B I D S > -----

Vendor	Percent of Awards for Each Range Over/Under Estimate					Total Num	Vendor	Percent of Awarded Dollars for Each Range Over/Under Estimate					Total Dollars
	< -10%	10% to 0	0 to +10%	> +10%	Total			< -10%	10% to 0	0 to +10%	> +10%	Total	
21-0742073/SOUTH STATE	37.50	12.50	12.50	37.50	8	8	21-0742073/SOUTH STATE	25.17	13.61	17.69	43.54	\$59,320,171	
22-3787755/ASPHALT PAV	16.67	33.33	16.67	33.33	6	6	22-3787755/ASPHALT PAV	22.52	29.94	10.56	36.97	\$19,864,492	
20-1354414/GREAT LAKES	100.00				1	1	21-0689285/STAVOLA CON	100.00				\$8,518,661	
21-0529345/IEW CONSTRU		100.00			1	1	20-1354414/GREAT LAKES	100.00				\$7,025,000	
21-0689285/STAVOLA CON	100.00				1	1	22-2328302/GREEN CONST	100.00				\$6,255,000	
22-1863748/BERTO CONST				100.00	1	1	22-1863748/BERTO CONST				100.00	\$4,098,150	
22-2115708/M.L. RUBERT		100.00			1	1	21-0529345/IEW CONSTRU		100.00			\$2,893,175	
22-2328302/GREEN CONST	100.00				1	1	22-2115708/M.L. RUBERT		100.00			\$2,280,034	
C6437/CONSOLIDATED STE	100.00				1	1	ROMAN E & G CORP.	100.00				\$1,941,518	
ROMAN E & G CORP.	100.00				1	1	C6437/CONSOLIDATED STE	100.00				\$707,603	



Historical Statistics For January 1, 1960 to December 31, 2023  
 AREA/VENDOR REPORT FOR AREA STAT

-----< < O V E R A L L A R E A T O T A L S > >-----

	Awarded Contracts	Contracts Work Began	Completed Contracts	Subcontracts
Area Total Number	9			
% of Overall Total	10.34			
Area Total Dollars	\$44,888,345			
% of Overall Total	6.68			
	Proposals Let	Previously Let Proposals	Proposals Rejected	Proposals Cancelled
Area Total Number	9			
% of Overall Total	10.34			
Area Total Dollars	\$42,717,552			
% of Overall Total	6.44			

-----< < A R E A A W A R D T O T A L S > >-----

Vendor	Contracts	% Area Total	% Vendor Total	Vendor	Dollars	% Area Total	% Vendor Total
21-0529345/IEW CONSTRU	3	33.33	27.27	21-0529345/IEW CONSTRU	\$20,217,320	45.04	20.38
22-2585273/JOSEPH M. S	2	22.22	100.00	22-2585273/JOSEPH M. S	\$7,637,302	17.01	100.00
22-2696407/COLONNELLI	2	22.22	66.67	22-1753261/NATIONAL WA	\$6,160,935	13.73	100.00
22-1753261/NATIONAL WA	1	11.11	100.00	22-2459294/SCHIFANO CO	\$5,837,316	13.00	16.61
22-2459294/SCHIFANO CO	1	11.11	25.00	22-2696407/COLONNELLI	\$5,035,472	11.22	44.04
Other (0 )	0			Other (0 )	\$0		

Historical Statistics For January 1, 1960 to December 31, 2023  
AREA/VENDOR REPORT FOR AREA STAT

-----< < A R E A B I D I N F O R M A T I O N > >-----

Vendor	Percent of Bids on Contracts Receiving Each Number of Bids										Ten or More	Bids	% Vendor Bids	% Conts Bid
	One	Two	Three	Four	Five	Six	Seven	Eight	Nine					
22-3170892/MOUNT CONST		25.00	12.50	12.50	25.00	25.00						8	33.33	88.89
21-0529345/IEW CONSTRU		33.33				33.33	33.33					6	24.00	66.67
22-2585273/JOSEPH M. S			16.67	16.67	33.33	33.33						6	33.33	66.67
22-1753261/NATIONAL WA			50.00	50.00								2	100.00	22.22
22-1863748/BERTO CONST										100.00		2	13.33	22.22
22-2696407/COLONNELLI					50.00	50.00						2	33.33	22.22
55-0829104/KONKUS CORP					50.00	50.00						2	50.00	22.22
21-0665029/J. FLETCHER					100.00							1	10.00	11.11
22-1618743/ANSELM I & D									100.00			1	11.11	11.11
22-2115708/M.L. RUBERT					100.00							1	14.29	11.11
Other (7 )												7		

-----< < A R E A E S T I M A T E V S A W A R D E D B I D S > >-----

Vendor	Percent of Awards for Each Range Over/Under Estimate					Total Num	Vendor	Percent of Awarded Dollars for Each Range Over/Under Estimate				
	< -10%	10% to 0	0 to +10%	> +10%	Total			< -10%	10% to 0	0 to +10%	> +10%	Total Dollars
21-0529345/IEW CONSTRU		66.67		33.33	3	21-0529345/IEW CONSTRU	32.95			67.05	\$20,217,320	
22-2585273/JOSEPH M. S			50.00	50.00	2	22-2585273/JOSEPH M. S		54.34	45.66		\$7,637,302	
22-2696407/COLONNELLI	50.00	50.00			2	22-1753261/NATIONAL WA			100.00		\$6,160,935	
22-1753261/NATIONAL WA			100.00		1	22-2459294/SCHIFANO CO			100.00		\$5,837,316	
22-2459294/SCHIFANO CO		100.00			1	22-2696407/COLONNELLI	22.59	77.41			\$5,035,472	