



B

icycle Safety

Fun Book

Safety Tip

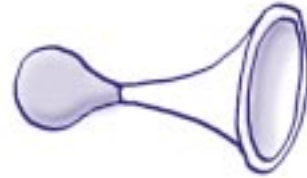
Meet Simon Safety. He is a smart bike rider because he always lets safety rule. It's easy to be as smart as Simon. Just remember that when you are riding your bike, always yield to pedestrians and pass carefully on the left. And don't forget to wear a helmet on your head. Simon wouldn't even think about riding his bike without his helmet. Now that you've met Simon, you can create your very own safety tip poster by coloring in the drawing below.



Word Match

Draw a line between the words below and the correct pictures.

Stop



Left Turn

Don't Walk



Right Turn

Helmet



Horn



Word Hunt

Find the words in the puzzle that are about bicycling.

R R I A P E R D H H E A Q U T
E E Z W H V S A F E T Y S N N
F L T G H E L M E T H L U N J
L C N U G E S F A E A P F E W
E I M R O P Z U W D N T V R B
C H X W O R H C E I D I B Y R
T E R K Y J T P C R L S I I G
O V E I X Z D R S M E T C G P
R S E R W Y O F Q K B Y Y U G
S L R N U S J Q A N A Z C P L
D R E N S I I R J Y R M L J U
D N Z W B R B G E U S Y E Y L
T N A M N W E C N A L A B A S
B L I R C J E V Z A Y O F Y O
K S W X S A K P N S L D H M R



Helmet

Reflector

Crosswalk

Signal

Safety

Yield

Brakes

Bicycle

Route

Balance

Ride

Handlebars

Spokes

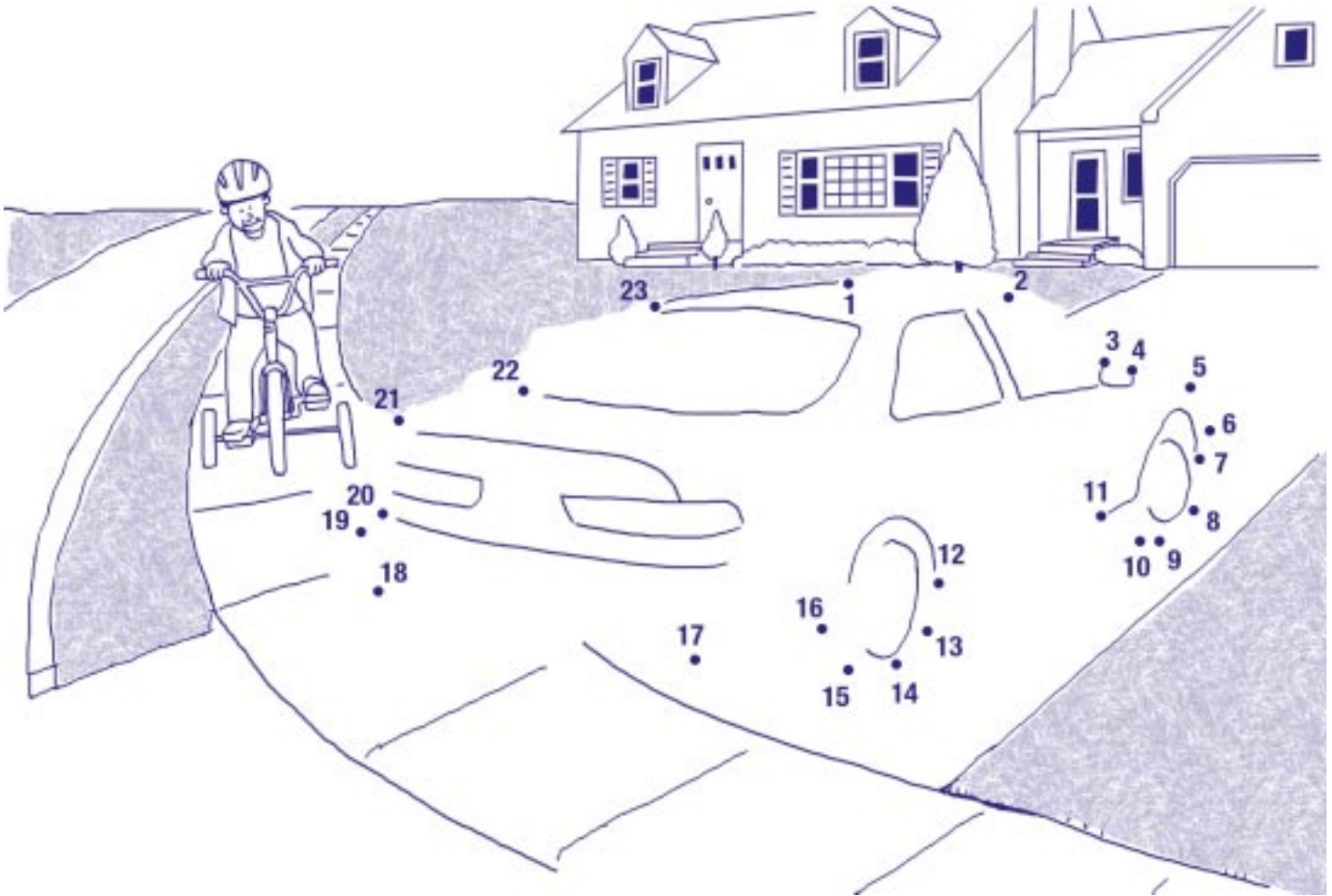
Repair

Vehicle

Pedals

Connect The Dots

Connect the dots to see what every bicycle rider needs to watch out for, then color the picture.



Let Safety Rule.

Before you ride your bike, always check it over to make sure it is safe to ride.

Bicycle Safety Check List

Brakes – do they work?	Yes	No
Tires – is there enough air in them?	Yes	No
Steering – are the handlebars straight?	Yes	No
Reflectors – does your bike have them?	Yes	No
Chain – is it on the sprockets?	Yes	No

If you checked "No" for any checkpoint, correct it before you ride.

Scrambled Safety Words

Unscramble the words below to learn more about bicycle safety.

TEMHEL _____

ORHN _____

YTASFE _____

GNLAIS _____

LKSCROSWA _____

TPOS _____

FLECRSTORE _____



What's Different?

Biker Number 1 is a safe biker. See if you can find 10 things that are different about Biker Number 2 that make him the unsafe biker.

Biker Number 1



Biker Number 2




Circle the things that make Biker Number 2 an unsafe cyclist, or list them here.

1. _____
2. _____
3. _____
4. _____
5. _____
6. _____
7. _____
8. _____
9. _____
10. _____

Hint: Always ride on the sidewalk, or on the right hand side of the road riding in the same direction traffic is moving.

ANSWERS: No helmet, flat tire, shoelaces untied, not holding onto handlebars, riding on wrong side of road, about to hit a tack, no horn, no reflectors on wheels, no reflector on front of bike, broken spoke

Riding Safely Gives You Pedal Power.



New Jersey Department of Transportation, CN 600, Trenton, NJ 08625-0600

For more bicycling safety information, visit our website at njcommuter.com