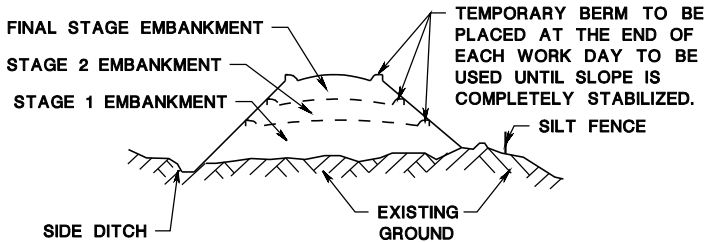


NOTES:

1. ENSURE THE OIL / WATER SEPARATOR MEETS THE UNDERWRITERS LABORATORY UL-58 STANDARD FOR FLAMMABLE AND COMBUSTIBLE LIQUIDS.
2. ENSURE THE OIL / WATER SEPARATOR IS CAPABLE OF ACHIEVING A DISCHARGE QUALITY OF 30 PARTS PER MILLION OF PETROLEUM HYDROCARBONS OR LESS.

USE OF AN OIL /WATER SEPARATOR DURING DEWATERING

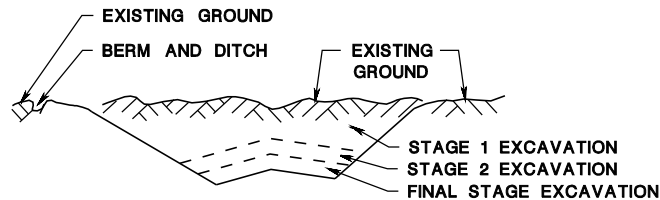
CD-158-4.1



PHASING PLAN-FILL SECTION

CONSTRUCTION SEQUENCE:

1. EXCAVATE AND STABILIZE SIDE DITCHES AND/OR INSTALL PROPOSED CONTROLS AT THE TOE OF SLOPE.
2. PLACE STAGE 1 EMBANKMENT. PLACE TEMPORARY SEEDING AND MULCH, OR TOPSOIL AND PERMANENTLY SEED AND MULCH SLOPE AT THIS STAGE.
3. PLACE STAGE 2 EMBANKMENT. PLACE TEMPORARY SEEDING AND MULCH, OR TOPSOIL AND PERMANENTLY SEED AND MULCH SLOPE AT THIS STAGE.
4. PLACE FINAL STAGE EMBANKMENT. PLACE TOPSOIL, PERMANENT SEED AND MULCH ON THE SLOPE AT THIS STAGE AND ON THE ENTIRE SLOPE IF NOT PREVIOUSLY DONE.



PHASING PLAN-CUT SECTION

CONSTRUCTION SEQUENCE:

1. EXCAVATE AND STABILIZE BERM, SIDE AND OUTLET DITCHES.
2. PERFORM STAGE 1 EXCAVATION. TOPSOIL, PERMANENTLY SEED, AND MULCH SLOPE AT THIS STAGE.
3. PERFORM STAGE 2 EXCAVATION. TOPSOIL, PERMANENTLY SEED, AND MULCH SLOPE AT THIS STAGE.
4. PERFORM FINAL STAGE EXCAVATION. TOPSOIL, PERMANENTLY SEED, AND MULCH SLOPE AT THIS STAGE. REPAIR ANY DAMAGE DONE TO PREVIOUS STAGES.

EMBANKMENT

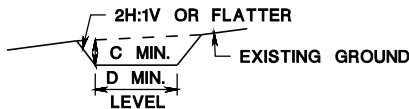
BEFORE BEGINNING ANY EARTHWORK, EXCAVATE AND STABILIZE SIDE DITCHES AND INSTALL PERIMETER CONTROLS (SILT FENCE, ETC.). SLOPES GREATER THAN 25 FEET IN HEIGHT ARE TO BE EXCAVATED AND STABILIZED IN STAGES OF EQUAL INCREMENTS NOT TO EXCEED 15 FEET.

AT THE END OF EACH WORK DAY, CONSTRUCT TEMPORARY BERMS (EARTH) AND SLOPE DRAINS ALONG THE TOP EDGE(S) OF THE EMBANKMENT TO INTERCEPT SURFACE RUNOFF.

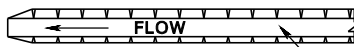
ROADWAY GRADING

CD-158-4.2

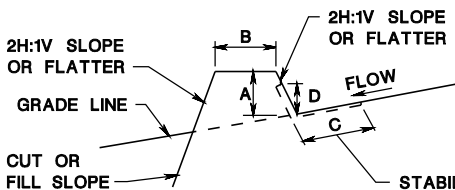
	DITCH A (5 AC OR LESS)	DITCH B (5 - 10 AC)
DITCH DEPTH (C)	1'-0"	1'-0"
DITCH WIDTH (D)	4'-0"	6'-0"



DITCH CROSS SECTION



DITCH PLAN VIEW



BERM CROSS SECTION

NOTE:

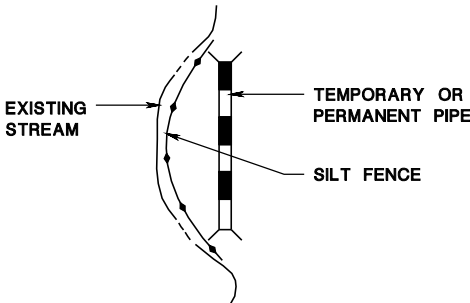
ADJUST FIELD LOCATION AS NEEDED TO ACHIEVE A STABILIZED OUTLET.

STABILIZATION FOR DITCH OR BERM

TYPE OF TREATMENT	GRADE	A - (5 AC OR LESS)	B - (5 - 10 AC)
1	0.5 - 5.0%	SEED USED WITH TOPSOIL STABILIZATION MATTING	SEED USED WITH TOPSOIL STABILIZATION MATTING
2	5.1 - 8.0%	SEED USED WITH TOPSOIL STABILIZATION MATTING	LINED 6"- 9" RIPRAP
3	8.1 - 20.0%	LINED 6"- 9" RIPRAP	ENGINEERED DESIGN

TEMPORARY RUNOFF DIVERSION

CD-158-4.3

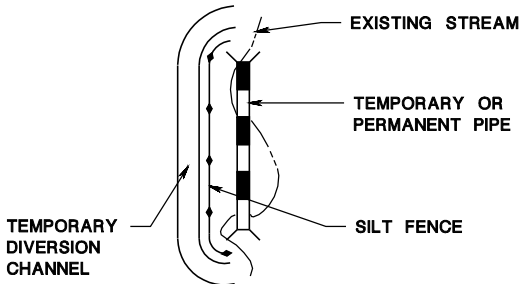


METHOD A

CONSTRUCTION SEQUENCE:

1. INSTALL SILT FENCE ALONG EXISTING STREAM IN AREA OF PROPOSED PIPE CONSTRUCTION.
2. CONSTRUCT PIPE SYSTEM.
3. DIVERT STREAM FLOW INTO PIPE.
4. FOR TEMPORARY DIVERSIONS, RETURN FLOW TO EXISTING STREAM.
5. RESTORE TEMPORARY DIVERSION AREA TO ORIGINAL CONDITION.

STREAM DIVERSION



METHOD B

CONSTRUCTION SEQUENCE:

1. INSTALL SILT FENCE ALONG EXISTING STREAM IN AREA OF TEMPORARY DIVERSION CHANNEL.
2. CONSTRUCT TEMPORARY DIVERSION CHANNEL AND LINE WITH GEOTEXTILE AND TEMPORARY RIPRAP.
3. DIVERT STREAM FLOW INTO TEMPORARY CHANNEL.
4. CONTINUE SEQUENCE FROM STEP 2, METHOD A.

SOIL EROSION AND SEDIMENT CONTROL MEASURES

N.T.S.

CD-158-4

NEW JERSEY DEPARTMENT OF TRANSPORTATION

CONSTRUCTION DETAILS

CD-158-4.4