

SCOPE OF WORK

Sanitary Upgrades

Beach Bath House, Swartswood State Park
Newton, Sussex County, N.J.


Project No. P1252-00

STATE OF NEW JERSEY

Honorable Philip D. Murphy, Governor
Honorable Sheila Y. Oliver, Lt. Governor

DEPARTMENT OF THE TREASURY

Elizabeth Maher Muoio, Treasurer



DIVISION OF PROPERTY MANAGEMENT AND CONSTRUCTION

Christopher Chianese, Director

Date: September 30, 2021

TABLE OF CONTENTS

SECTION	PAGE
I. OBJECTIVE	6
II. CONSULTANT QUALIFICATIONS	6
A. CONSULTANT & SUB-CONSULTANT PRE-QUALIFICATIONS.....	6
III. PROJECT BUDGET	6
A. CONSTRUCTION COST ESTIMATE (CCE)	6
B. CURRENT WORKING ESTIMATE (CWE)	6
C. CONSULTANT’S FEES	7
IV. PROJECT SCHEDULE	7
A. SCOPE OF WORK DESIGN & CONSTRUCTION SCHEDULE	7
B. CONSULTANT’S PROPOSED DESIGN & CONSTRUCTION SCHEDULE	8
C. CONSULTANT DESIGN SCHEDULE	8
D. BID DOCUMENT CONSTRUCTION SCHEDULE	8
E. CONTRACTOR CONSTRUCTION PROGRESS SCHEDULE	9
V. PROJECT SITE LOCATION & TEAM MEMBERS.....	9
A. PROJECT SITE ADDRESS	9
B. PROJECT TEAM MEMBER DIRECTORY	9
1. DPMC Representative:	10
2. Client Agency Representative:	10
VI. PROJECT DEFINITION	10
A. BACKGROUND	10
B. FUNCTIONAL DESCRIPTION OF THE BUILDING.....	10
VII. CONSULTANT DESIGN RESPONSIBILITIES.....	11
A. INVESTIGATION PHASE	11
1. Existing Sanitary System Investigation:	11
2. Investigation Report and Presentation:	11
B. SWARTSWOOD SP BEACH BATH HOUSE SANITARY UPGRADES	12
1. New Design Requirements:	12
2. Environmental:.....	12
C. HAZARDOUS BUILDING MATERIALS.....	12
D. GENERAL DESIGN OVERVIEW	14
1. Design Detail:	14

2.	Specification Format:	14
3.	Submittal Schedule:	15
4.	Construction Cost Estimates:	15
E.	PROJECT COMMENCEMENT	15
1.	Project Directory:	16
2.	Site Access:	16
3.	Project Coordination:	16
4.	Existing Documentation:	16
5.	Scope of Work:	16
6.	Project Schedule:	17
F.	BUILDING & SITE INFORMATION.....	17
1.	Building Classification:	17
2.	Building Block & Lot Number:	17
3.	Building Site Plan:	17
4.	Site Location Map:.....	18
G.	DESIGN MEETINGS & PRESENTATIONS.....	18
1.	Design Meetings:	18
2.	Design Presentations:	18
H.	CONSTRUCTION BID DOCUMENT SUBMITTAL	18

VIII. CONSULTANT CONSTRUCTION RESPONSIBILITIES 19

A.	GENERAL CONSTRUCTION ADMINISTRATION OVERVIEW	19
B.	PRE-BID MEETING	19
C.	POST BID REVIEW MEETING, RECOMMENDATION FOR AWARD	19
1.	Post Bid Review:.....	19
2.	Review Meeting:.....	20
3.	Substitutions:.....	20
4.	Schedule:.....	20
5.	Performance:	20
6.	Letter of Recommendation:	21
7.	Conformed Drawings:.....	21
D.	DIRECTOR’S HEARING	21
E.	CONSTRUCTION JOB MEETINGS, SCHEDULES, LOGS.....	21
1.	Meetings:.....	22
2.	Schedules:	22
3.	Submittal Log:	22
F.	CONSTRUCTION SITE ADMINISTRATION SERVICES.....	23
G.	SUB-CONSULTANT PARTICIPATION.....	23
H.	DRAWINGS	24
1.	Shop Drawings:.....	24
2.	As-Built & Record Set Drawings:	24
I.	CONSTRUCTION DEFICIENCY LIST	25
J.	INSPECTIONS: SUBSTANTIAL & FINAL COMPLETION	25

K.	CLOSE-OUT DOCUMENTS	25
L.	CLOSE-OUT ACTIVITY TIME.....	25
M.	TESTING, TRAINING, MANUALS AND ATTIC STOCK	26
1.	Testing:	26
2.	Training:.....	26
3.	Operation & Maintenance Manuals:.....	26
4.	Attic Stock:	27
N.	CHANGE ORDERS	27
1.	Consultant:	27
2.	Contractor:	27
3.	Recommendation for Approval:	28
4.	Code Review:.....	28
5.	Cost Estimate:.....	28
6.	Time Extension:	29
7.	Submission:.....	29
8.	Meetings:.....	29
9.	Consultant Fee:	29
IX.	PERMITS & APPROVALS.....	30
A.	NJ UNIFORM CONSTRUCTION CODE PERMIT	30
1.	Prior Approval Certification Letters:	30
2.	Multi-building or Multi-site Permits:.....	31
3.	Special Inspections:	31
B.	OTHER REGULATORY AGENCY PERMITS, CERTIFICATES AND APPROVALS	31
C.	STATE INSURANCE APPROVAL	32
D.	PUBLIC EMPLOYEES OCCUPATIONAL SAFETY & HEALTH PROGRAM.....	32
E.	PERMIT MEETINGS.....	32
F.	MANDATORY NOTIFICATIONS	33
G.	CONSULTANT FEE.....	33
X.	GENERAL REQUIREMENTS	33
A.	SCOPE CHANGES	33
B.	ERRORS AND OMISSIONS.....	33
C.	ENERGY INCENTIVE PROGRAM	33
XI.	ALLOWANCES	34
A.	PLAN REVIEW AND PERMIT FEE ALLOWANCE.....	34
1.	Permits:	34
2.	Permit Costs:.....	34
3.	Applications:	34
4.	Consultant Fee:	34
B.	HAZARDOUS MATERIALS TESTING AND REPORT ALLOWANCE.....	35

PROJECT NAME: Sanitary Upgrades
PROJECT LOCATION: Swartswood State Park, Newton, Sussex County
PROJECT NO: P1252-00
DATE: September 30, 2021

C.	HAZARDOUS MATERIALS ABATEMENT DESIGN ALLOWANCE.....	35
D.	HAZARDOUS MATERIALS CONSTRUCTION ADMINISTRATION ALLOWANCE.	35
XII.	SUBMITTAL REQUIREMENTS.....	36
A.	CONTRACT DELIVERABLES	36
B.	CATALOG CUTS	36
C.	PROJECT DOCUMENT BOOKLET	36
D.	DESIGN DOCUMENT CHANGES	36
E.	SINGLE-PRIME CONTRACT	36
XIII.	SOW SIGNATURE APPROVAL SHEET.....	38
XIV.	CONTRACT DELIVERABLES	39
XV.	EXHIBITS.....	46
A.	SAMPLE PROJECT SCHEDULE FORMAT	
B.	PROJECT SITE LOCATION MAP	
C.	SITE/BLDG AERIAL VIEW	
D.	PHOTOS	

I. OBJECTIVE

The objective of this project is to install a new sanitary line from the existing pump house to the existing leach field at the Beach Bathhouse in Swartswood State Park. The leach field is located across County Road 619 from the pump house.

II. CONSULTANT QUALIFICATIONS

A. CONSULTANT & SUB-CONSULTANT PRE-QUALIFICATIONS

The Consultant shall be a firm pre-qualified with the Division of Property Management & Construction (DPMC) in the following discipline(s):

- **P006 Sanitary Engineering**

The Consultant shall also have in-house capabilities or Sub-Consultants pre-qualified with DPMC in:

- **P011 Environmental Engineering**
- **P037 Asbestos Design**
- **P038 Asbestos Safety Control Monitoring**
- **P065 Lead Paint Evaluation**

As well as, **any and all** other Architectural, Engineering and Specialty Disciplines necessary to complete the project as described in this Scope of Work (SOW).

III. PROJECT BUDGET

A. CONSTRUCTION COST ESTIMATE (CCE)

The initial Construction Cost Estimate (CCE) for this project is \$375,000.00

The Consultant shall review this Scope of Work and provide a narrative evaluation and analysis of the accuracy of the proposed project CCE in its technical proposal based on its professional experience and opinion.

B. CURRENT WORKING ESTIMATE (CWE)

The Current Working Estimate (CWE) for this project is \$547,125.00

The CWE includes the construction cost estimate and all consulting, permitting and administrative fees.

The CWE is the Client Agency’s financial budget based on this project Scope of Work and shall not be exceeded during the design and construction phases of the project unless DPMC approves the change in Scope of Work through a Contract amendment.

C. CONSULTANT’S FEES

The construction cost estimate for this project *shall not* be used as a basis for the Consultant’s design and construction administration fees. The Consultant’s fees shall be based on the information contained in this Scope of Work document and the observations made and/or the additional information received during the pre-proposal meeting.

IV. PROJECT SCHEDULE

A. SCOPE OF WORK DESIGN & CONSTRUCTION SCHEDULE

The following schedule identifies the estimated design and construction phases for this project and the estimated durations.

PROJECT PHASE	ESTIMATED DURATION (Calendar Days)
1. Site Access Approvals & Schedule Design Kick-off Meeting	14
2. Investigation Phase	21
• <i>Project Team & DPMC Plan/Code Unit Review & Comment</i>	14
3. Design Development Phase 50% (Minimum)	42
• <i>Project Team & DPMC Plan/Code Unit Review & Comment</i>	14
4. Final Design Phase 100%	42
• <i>Project Team & DPMC Plan/Code Unit Review & Approval</i>	14
5. Final Design Re-Submission to Address Comments	7
• <i>Project Team & DPMC Plan/Code Unit Review & Approval</i>	14
6. Permit Application Phase	7
• <i>Issue Plan Release</i>	
7. Bid Phase	42
8. Award Phase	28

9. Construction Phase

120

B. CONSULTANT’S PROPOSED DESIGN & CONSTRUCTION SCHEDULE

The Consultant shall submit a project design and construction bar chart schedule with its technical proposal that is similar in format and detail to the schedule depicted in **Exhibit ‘A’**. The bar chart schedule developed by the Consultant shall reflect its recommended project phases, phase activities, activity durations.

The Consultant shall estimate the duration of the project Close-Out Phase based on the anticipated time required to complete each deliverable identified in Section XIV of this document entitled “Contract Deliverables - Project Close-Out Phase” and include this information in the bar chart schedule submitted.

A written narrative shall also be included with the technical proposal explaining the schedule submitted and the reasons why and how it can be completed in the time frame proposed by the Consultant.

This schedule and narrative will be reviewed by the Consultant Selection Committee as part of the evaluation process and will be assigned a score commensurate with clarity and comprehensiveness of the submission.

C. CONSULTANT DESIGN SCHEDULE

Based on the Notice to Proceed, Consultant shall update its approved schedule and shall distribute it at the design kickoff meeting. Note that this schedule shall be submitted in both paper format and on compact disk in a format compatible with *Microsoft Project*. This schedule will be binding for the Consultant’s activities and will include the start and completion dates for each design activity. The Consultant and Project Team members shall use this schedule to ensure that all design milestone dates are being met for the project. The Consultant shall update the schedule to reflect performance periodically (minimally at each design phase) for the Project Team review and approval. Any recommendations for deviations from the approved design schedule must be explained in detail as to the causes for the deviation(s) and impact to the schedule.

D. BID DOCUMENT CONSTRUCTION SCHEDULE

The Consultant shall include a construction schedule in Division 1 of the specification bid document. This schedule shall contain, at minimum, the major activities and their durations for each trade specified for the project. This schedule shall be in “bar chart” format and will be used by the Contractors as an aid in determining their bid price. It shall reflect special sequencing or

phased construction requirements including, but not limited to: special hours for building access, weather restrictions, imposed constraints caused by Client Agency program schedules, security needs, lead times for materials and equipment, anticipated delivery dates for critical items, utility interruption and shut-down constraints, and concurrent construction activities of other projects at the site and any other item identified by the Consultant during the design phases of the project.

E. CONTRACTOR CONSTRUCTION PROGRESS SCHEDULE

The Contractor shall be responsible for preparing a coordinated combined progress schedule with the Sub-Contractors after the award of the contract. This schedule shall meet all of the requirements identified in the Consultant's construction schedule. The construction schedule shall be completed in accordance with the latest edition of the Instructions to Bidders and General Conditions and Bulletins that may be issued on the project.

The Consultant must review and analyze this progress schedule and recommend approval/disapproval to the Project Team until a satisfactory version is approved by the Project Team. The Project Team must approve the baseline schedule prior to the start of construction and prior to the Contractor submitting invoices for payment.

The Consultant shall note in Division 1 of the specification that the State will not accept the progress schedule until it meets the project contract requirements and any delays to the start of the construction work will be against the Contractor until the date of acceptance by the State.

The construction progress schedule shall be reviewed, approved, and updated by the Contractor, Consultant, and Project Team members at each regularly scheduled construction job meeting and the Consultant shall note the date and trade(s) responsible for project delays (as applicable).

V. PROJECT SITE LOCATION & TEAM MEMBERS

A. PROJECT SITE ADDRESS

The physical address of the project site is:

Swartswood State Park
1091 County Road 619
Newton NJ, 07860

See **Exhibit 'B'** for the project site location map.

B. PROJECT TEAM MEMBER DIRECTORY

The following are the names, addresses, and phone numbers of the Project Team members.

1. DPMC Representative:

Name: Ronald Kraemer, Project Design Manager
Address: Division of Property Management & Construction
20 West State Street, 3rd Floor
Trenton, NJ 08608-1206
Phone No: (609) 633-7186
E-Mail No: ronald.kraemer@treas.nj.gov

2. Client Agency Representative:

Name: Don DeLuca, Project Manager
Address: Department of Environmental Protection
275 Freehold-Englishtown Rd
Englishtown NJ 07726
Phone No: (609) 306-1584
E-Mail No: donald.deluca@dep.nj.gov

VI. PROJECT DEFINITION

A. BACKGROUND

Swartswood State Park is a 3,460-acre protected area located in the Swartswood section of Stillwater and Hampton Townships in Sussex County. Swartswood Lake provides recreation in a natural rural setting. Purchased in 1914 for public enjoyment, the 519-acre natural glacial Swartswood Lake has been attracting visitors long before it was established as a state park. The Beach Bathhouse, at the Swartswood lake, was constructed in 1992 to replace the old deteriorated block shower building.

All drainage lines of the bathhouse were connected to the existing asbestos sewage lines at the existing septic pump house. The septic pump house has four 1,750 gallon holding tanks and sits on top of a 1,000-gallon holding tank that contains the grinder pump that pumps up to the existing leach field. See **Exhibit 'C'** for the project site aerial view. The existing electric panel was recently upgraded. The water used in the beach bathhouse is non-potable water pumped from the lake, which causes sediments to build up in the sanitary system.

B. FUNCTIONAL DESCRIPTION OF THE BUILDING

The Beach Bath House Building consists of two square block structures that are fifty feet by fifty feet each. A forty-four square feet pavilion in the middle connects the two parts of the building.

The men's side of the building contains four water closets, five urinals, four sinks, six showers and one slop sink. The women's side contains six water closets, five showers and five sinks. See **Exhibit 'D'** for photos of the existing interior and exterior conditions of the bathhouse building.

There are three individual bathrooms with one toilet and one sink each at the east corner of the bathhouse by the concession area and two more individual bathrooms with 4 showers total in the Lifeguard/First Aid unit. The facility is open only in season. The bathrooms by the office are open year round.

VII. CONSULTANT DESIGN RESPONSIBILITIES

A. INVESTIGATION PHASE

1. Existing Sanitary System Investigation:

With the age, poor functionality and several past failure of the current sanitary line leading to the existing leach field, the New Jersey Department of Environmental Protection (NJDEP) requires the Consultant to investigate the septic system of the Beach Bathhouse at the Swartswood Lake in Swartswood State Park. This information shall be used to identify the areas that will be impacted by the construction work and potential removal of hazardous materials.

The Consultant shall conduct an evaluation of the site's existing conditions and recommend upgrades to improve the functionality of the existing sanitary system. Items to investigate shall include, but not be limited to sanitary pumps, piping, valves, pits, tanks, disposal leach field. Conduct any geotechnical testing as necessary.

The Consultant shall compare the existing conditions with the available record drawings and document the location of the existing sanitary line, septic tanks and existing leach field. This information shall be used to identify the areas of the park that will be impacted by the construction work and potential removal of materials.

2. Investigation Report and Presentation:

Provide three (3) bound copies of the Sanitary System Investigation Report to the Project Manager. The document shall be presented in an 8 ½" x 11" bound booklet that contains a Table of Contents describing all of the information contained in the document and an Executive Summary with a list of recommendations.

An oral presentation shall be made to the Project Team describing the findings of the investigation conducted and the recommendations for upgrade or replacement. The Consultant may not proceed with the design phase of the project until the Project Team has reviewed the report and approved the recommendations made for this project.

All supporting documentation such as calculations, photographs, drawings, catalog cuts, correspondence, meeting minutes, and any other data obtained shall be included in the report appendix for reference.

All cost data shall be in sufficient detail for each related division of the latest CSI format and shall be summarized on the DPMC 38 Cost Analysis form(s).

B. SWARTSWOOD SP BEACH BATH HOUSE SANITARY UPGRADES

1. New Design Requirements:

The Consultant shall provide the Design, Construction Administration, Permitting and Bid/Award services to install a new sanitary line from the existing pump house to the existing leach field, located uphill and across County Road 619, at Swartswood State Park. The existing line shall be abandoned in place. The design shall follow all codes and standards applicable.

The Consultant shall coordinate with Sussex County to obtain any and all required permits or approvals for construction, installation and maintenance of the new sanitary line across the county road 619.

A fully engineered and code approved design of the new sanitary line from the pump house to the existing leach field shall be provided by the Consultant. The design shall include, but not be limited to a scaled layout of the new sanitary line and all related system components required to tie it into the existing pump house. Design documents and specifications shall indicate the type of sanitary line and the name of the desired manufacturer and two alternate manufacturers of each type of equipment proposed.

2. Environmental:

The Consultant shall provide a monitoring plan that addresses water monitoring during and after construction to ensure lake and ground water quality is safe for public use, entertainment and recreational use. The sanitary upgrade and sanitary line replacement design shall be environmentally safe and approved by the DPMC project team, NJDEP project team, and the Swartswood State Park staff as well as all other official authorities concerned, codes guidelines and regulations prior to installation.

C. HAZARDOUS BUILDING MATERIALS

Consultant shall survey the sanitary system and, if deemed necessary, collect samples of materials that will be impacted by the construction/demolition activities and analyze them for the presence of hazardous materials including:

1. Asbestos in accordance with N.J.A.C. 5:23-8, Asbestos Hazard Abatement Sub code.
2. Lead in accordance with N.J.A.C. 5:17, Lead Hazard Evaluation and Abatement Code.
3. PCB's in accordance with 40 CFR 761, Polychlorinated Biphenyls (PCBs) Manufacturing, Processing, Distribution in Commerce, and Use Prohibitions. Consultant shall engage a firm certified in the testing and analysis of materials containing PCB's.

The Consultant shall engage the services of a Sub-Consultant, pre-qualified with DPMC in the P065 Lead Paint Evaluation/Inspection Specialty Discipline to produce a design document that stipulates construction safety procedures that adhere to applicable Federal and State regulations and that shall be incorporated into the project design documents.

A formal lead abatement shall not be conducted. Rather, the design document shall deal only with proposed lead base paint as may be encountered in areas of the building that will be affected by the construction of this project. It is intended that the construction Contractor for the project shall be responsible for any and all air or swab sampling during construction as may be required by law. The Sub-Consultant shall supervise said activity and sampling.

Consultant shall document their procedure, process and findings and prepare a "Hazardous Materials Survey Report" identifying building components impacted by construction activities requiring hazardous materials abatement. Consultant shall provide three copies of the "Hazardous Materials Survey Report" to the Project Manager.

Consultant shall estimate the cost of hazardous materials sample collection, testing, analysis and preparation of the Hazardous Materials Survey Report and include that amount in their fee proposal line item entitled "**Hazardous Materials Testing and Report Allowance**", refer to paragraph XI.B.

Based on the Hazardous Materials Survey Report, Consultant shall provide construction documents for abatement of the hazardous materials impacted by the work in accordance with the applicable code, sub code and Federal regulations.

Consultant shall estimate the cost to prepare construction documents for hazardous materials abatement and include that amount in their fee proposal line item entitled "**Hazardous Materials Abatement Design Allowance**", refer to paragraph XI.C.

Consultant shall estimate the cost to provide "Construction Monitoring and Administration Services" for hazardous materials abatement activities and include that amount in their fee proposal line item entitled "**Hazardous Materials Construction Administration Allowance**", refer to paragraph XI.D.

There shall be no “mark-up” of sub-consultant or subcontractor fees if sub-consultants or subcontractors are engaged to perform any of the work defined in paragraph VII.F “Hazardous Building Materials”. All costs associated with managing, coordinating, observing and administrating sub-consultants and subcontractors performing hazardous materials sampling, testing, analysis, report preparation, hazardous materials construction administration services shall be included in the consultant’s lump sum fee proposal.

D. GENERAL DESIGN OVERVIEW

1. Design Detail:

Section VII of this Scope of Work is intended as a guide for the Consultant to understand the overall basic design requirements of the project and is not intended to identify each specific design component related to code and construction items. The Consultant shall provide those details during the design phase of the project ensuring that they are in compliance with all applicable codes, regulating authorities, and the guidelines established in the DPMC Procedures for Architects and Engineers Manual.

The Consultant shall understand that construction documents submitted to DPMC shall go beyond the basic requirements set forth by the Uniform Construction Code N.J.A.C. 5:23-2.15(f). Drawings and specifications shall provide detail beyond that required to merely show the nature and character of the work to be performed. The construction documents shall provide sufficient information and detail to illustrate, describe and clearly delineate the design intent of the Consultant and enable all Contractors to uniformly bid the project.

The Consultant shall review and comply with the DPMC “Plan Review Instructions” which can be found on DPMC’s web site at:

http://www.state.nj.us/treasury/dPMC/lists_and_publications.shtml

The Consultant shall ensure that all of the design items described in this scope of work are addressed and included in the project drawings and specification sections where appropriate.

It shall be the Consultant’s responsibility to provide all of the design elements for this project. Under no circumstance may they delegate the responsibility of the design; or portions thereof, to the Contractor unless specifically allowed in this Scope of Work.

2. Specification Format:

The Consultant shall prepare the construction specifications in the Construction Specifications Institute (CSI) format entitled MasterFormat®, latest edition.

The project construction specifications shall include only those CSI MasterFormat© specification sections and divisions applicable to this specific project.

3. Submittal Schedule:

The Consultant shall include a submittal schedule in Division 1 of the specifications. The schedule (list of required submittals) shall identify the general conditions and/or specification section (number and name) and the type of submittal required (material data, product data, test results, calculations, etc.). The submittal schedule is a compilation of the submittals required on the project and is provided as an aid to the contractor.

4. Construction Cost Estimates:

The Consultant shall include with each design submittal phase identified in Paragraph IV.A, including the Permit Application Phase and Bid Phase, a detailed construction cost estimate itemized and summarized by the divisions and sections of the Construction Specification Institute (CSI) MasterFormat© latest edition applicable to the project.

The detailed breakdown of each work item shall include labor, equipment, material and total costs.

The construction estimate shall include all alternate bid items and all unit price items itemized and summarized by the divisions and sections of the specifications.

All cost estimates shall be adjusted for regional location, site factors, construction phasing, premium time, building use group, location of work within the building, temporary swing space, security issues, and inflation factors based on the year in which the work is to be performed.

The cost estimate shall include descriptions of all allowances and contingencies noted in the estimate.

All cost estimates must be submitted on a DPMC-38 Project Cost Analysis form at each design phase of the project supported by the detailed construction cost estimate. The Project Manager will provide cost figures for those items which may be in addition to the CCE such as art inclusion, CM services, etc. and must be included as part of the CWE. This cost analysis must be submitted for all projects regardless of the Construction Cost Estimate amount.

E. PROJECT COMMENCEMENT

A pre-design meeting shall be scheduled with the Consultant and the Project Team members at the commencement of the project to obtain and/or coordinate the following information:

1. Project Directory:

Develop a project directory that identifies the name and phone number of key designated representatives who may be contacted during the design and construction phases of this project.

2. Site Access:

Develop procedures to access the project site and provide the names and phone numbers of approved escorts when needed. Obtain copies of special security and policy procedures that must be followed during all work conducted at the facility and include this information in Division 1 of the specification.

3. Project Coordination:

Review and become familiar with any current and/or future projects at the site that may impact the design, construction, and scheduling requirements of this project. Incorporate all appropriate information and coordination requirements in Division 1 of the specification.

4. Existing Documentation:

Copies of the following documents will be provided to each Consulting firm at the pre-proposal meeting to assist in the bidding process.

- *(P0598-00: New Bathhouse Facility SSP, dated December 15, 1989 , and Prepared by Kruger Kruger Albenberg Architects)*

Review these documents and any additional information that may be provided at a later date such as reports, studies, surveys, equipment manuals, as-built drawings, etc. The State does not attest to the accuracy of the information provided and accepts no responsibility for the consequences of errors by the use of any information and material contained in the documentation provided. It shall be the responsibility of the Consultant to verify the contents and assume full responsibility for any determination or conclusion drawn from the material used. If the information provided is insufficient, the Consultant shall take the appropriate actions necessary to obtain the additional information required.

All original documentation shall be returned to the provider at the completion of the project.

5. Scope of Work:

Review the design and construction administration responsibilities and the submission requirements identified in this Scope of Work with the Project Team members. Items such as: contract deliverables, special sequencing or phased construction requirements, special hours for

construction based on Client Agency programs or building occupancy, security needs, delivery dates of critical and long lead items, utility interruptions or shut down constraints for tie-ins, weather restrictions, and coordination with other project construction activities at the site shall be addressed.

This information and all general administrative information; including a narrative summary of the work for this project, *shall be included in Division 1* of the specification. The Consultant shall assure that there are no conflicts between the information contained in Division 1 of the specification and the DPMC General Conditions.

6. Project Schedule:

Review and update the project design and construction schedule with the Project Team members.

F. BUILDING & SITE INFORMATION

The following information shall be included in the project design documents.

1. Building Classification:

Provide the building Use Group Classification and Construction Type on the appropriate design drawing.

2. Building Block & Lot Number:

Provide the site Block and Lot Number on the appropriate design drawing.

3. Building Site Plan:

Only when the project scope involves site work, or when the design triggers code issues that require site information to show code compliance, shall a site plan be provided that is drawn in accordance with an accurate boundary line survey. The site plan shall include, but not be limited to, the following as may be applicable:

- The size and location of new and existing buildings and additions as well as other structures.
- The distance between buildings and structures and to lot lines.
- Established and new site grades and contours as well as building finished floor elevations.
- New and existing site utilities, site vehicular and pedestrian roads, walkways and parking areas.

4. Site Location Map:

Provide a site location map on the drawing cover sheet that identifies the vehicular travel routes from major roadways to the project construction site and the approved access roads to the Contractor's worksite staging area.

G. DESIGN MEETINGS & PRESENTATIONS

1. Design Meetings:

Conduct the appropriate number of review meetings with the Project Team members during each design phase of the project so they may determine if the project meets their requirements, question any aspect of the contract deliverables, and make changes where appropriate. The Consultant shall describe the philosophy and process used in the development of the design criteria and the various alternatives considered to meet the project objectives. Selected studies, sketches, cost estimates, schedules, and other relevant information shall be presented to support the design solutions proposed. Special considerations shall also be addressed such as: Contractor site access limitations, utility shutdowns and switchover coordination, phased construction and schedule requirements, security restrictions, available swing space, material and equipment delivery dates, etc.

It shall also be the responsibility of the Consultant to arrange and require all critical Sub-Consultants to be in attendance at the design review meetings.

Record the minutes of each design meeting and distribute within seven (7) calendar days to all attendees and those persons specified to be on the distribution list by the Project Manager.

2. Design Presentations:

The minimum number of design presentations required for each phase of this project is identified below for reference:

Investigation Phase: One (1) oral presentation at phase completion.

Design Development Phase: One (1) oral presentation at phase completion.

Final Design Phase: One (1) oral presentation at phase completion.

H. CONSTRUCTION BID DOCUMENT SUBMITTAL

In addition to submitting construction bid documents as defined in Section XIV Contract Deliverables, Consultant shall submit both specifications and drawings on compact disk (CD) in *Adobe Portable Document Format (.pdf)*.

VIII. CONSULTANT CONSTRUCTION RESPONSIBILITIES

A. GENERAL CONSTRUCTION ADMINISTRATION OVERVIEW

This section of the Scope of Work is intended as a guide for the Consultant to understand its overall basic construction administration responsibilities for the project and does not attempt to identify each specific activity or deliverable required during this phase. The Consultant shall obtain that information from the current publication of the DPMC Procedures for Architects and Engineers Manual and any additional information provided during the Consultant Selection Process.

B. PRE-BID MEETING

The Consultant shall attend, chair, record and distribute minutes of the Contractor pre-bid meetings. When bidders ask questions that may affect the bid price of the project, the Consultant shall develop a Bulletin(s) to clarify the bid documents in the format described in the Procedures for Architects and Engineers Manual, Section 9.2 entitled "Bulletins." These Bulletins must be sent to DPMC at least seven (7) calendar days prior to the bid opening date. DPMC will then distribute the document to all bidders.

C. POST BID REVIEW MEETING, RECOMMENDATION FOR AWARD

The Consultant; in conjunction with the Project Manager, shall review the bid proposals submitted by the various Contractors to determine the low responsible bid for the project. The Consultant, in conjunction with the Project Manager and Project Team members, shall develop a post bid questionnaire based on the requirements below and schedule a post bid review meeting with the Contractor's representative to review the construction costs and schedule, staffing, and other pertinent information to ensure they understand the Scope of the Work and that their bid proposal is complete and inclusive of all requirements necessary to deliver the project in strict accordance with the plans and specifications.

1. Post Bid Review:

Review the project bid proposals including the alternates, unit prices, and allowances within seven (7) calendar days from the bid due date. Provide a bid tabulation matrix comparing all bids submitted and make a statement about the high, low, and average bids received. Include a comparison of the submitted bids to the approved current construction cost estimate. When applicable, provide an analysis with supporting data, detailing why the bids did not meet the construction cost estimate.

2. Review Meeting:

Arrange a meeting with the apparent low bid Contractor to discuss its bid proposal and other issues regarding the award of the contract. Remind the Contractor that this is a Lump Sum bid. Request the Contractor to confirm that its bid proposal does not contain errors. Review and confirm Alternate pricing and Unit pricing and document acceptance or rejection as appropriate.

Comment on all omissions, qualifications and unsolicited statements appearing in the proposals. Review any special circumstances of the project. Ensure the Contractor's signature appears on all post bid review documents.

3. Substitutions:

Inquire about any potential substitutions being contemplated by the Contractor and advise them of the State's guidelines for the approval of substitutions and the documentation required. Review the deadline and advise the Contractor that partial submissions are not acceptable. Submission after the deadline may be rejected by the State.

Equal substitutions that are proposed by the Contractor that are of lesser value must have a credit change order attached with the submittal (See Article 4.7.5 "Substitutions" of the General Conditions). The State has the right to reject the submission if there is no agreement on the proposed credit. Contractor will be responsible to submit a specified item.

4. Schedule:

Confirm that the Contractor is aware of the number of calendar days listed in the contract documents for the project duration and that the Contractor's bid includes compliance with the schedule duration and completion dates. Particular attention shall be given to special working conditions, long lead items and projected delivery dates, etc. Review project milestones (if applicable). This could give an indication of Contractor performance, but not allow a rejection of the bid.

Review the submittal timeframes per the Contract documents. Ask the Contractor to identify what products will take over twenty-eight (28) calendar days to deliver from the point of submittal approval.

If a CPM Schedule is required, review the provisions and have Contractor acknowledge the responsibility. Ask for the name of the CPM Scheduler and the "ballpark" costs.

5. Performance:

Investigate the past performance of Contractor by contacting Architects and owners (generally three of each) that were listed in the DPMC pre-qualification package or other references that

may have been provided. Inquire how the Contractor performed with workmanship, schedule, project management, change orders, cooperation, paper work, etc.

6. Letter of Recommendation:

The Consultant shall prepare a Letter of Recommendation for contract award to the Contractor submitting the lowest responsible bid within three (3) calendar days from the post bid review meeting. The document shall contain the project title, DPMC project number, bid due date and expiration date of the proposal. It shall include a detailed narrative describing each post bid meeting agenda item identified above and a recommendation to award the contract to the apparent low bid Contractor based on the information obtained during that meeting. Describe any acceptance or rejection of Alternate pricing and Unit pricing.

Comment on any discussion with the Contractor that provides a sense of its understanding of the project and any special difficulties that they see, and how they might approach those problems.

Attach all minutes of the Post bid meeting and any other relevant correspondence with the Letter of Recommendation and submit them to the Project Manager.

7. Conformed Drawings:

The Consultant shall prepare and distribute two (2) sets of drawings stamped “Conformed Drawings” to the Project Manager that reflect all Bulletins and/or required changes, additions, and deletions to the pertinent drawings within fourteen (14) calendar days of the construction contract award date.

Any changes made in Bulletins, meeting minutes, post bid review requirements shall also be reflected in the specification.

D. DIRECTOR’S HEARING

The Consultant must attend any Director’s hearing(s) if a Contractor submits a bid protest. The Consultant shall be present to interpret the intent of the design documents and answer any technical questions that may result from the meeting. In cases where the bid protest is upheld, the Consultant shall submit a new “Letter of Recommendation” for contract award. The hours required to attend the potential hearings and to document the findings shall be estimated by the Consultant and the costs will be included in the base bid of its fee proposal.

E. CONSTRUCTION JOB MEETINGS, SCHEDULES, LOGS

The Consultant shall conduct all of the construction job meetings, to be held bi-weekly for the duration of construction, in accordance with the procedures identified in the A/E manual and those listed below.

1. Meetings:

The Consultant and Sub-Consultant(s) shall attend the pre-construction meeting and all construction job meetings during the construction phase of the project. The Consultant shall chair the meeting, transcribe and distribute the job-meeting minutes for every job meeting to all attendees and to those persons specified to be on the distribution list by the Project Manager. The Agenda for the meeting shall include, but not be limited to the items identified in the Procedures for Architects and Engineers Manual, Section 10.3.1, entitled “Agenda.”

Also, the Consultant is responsible for the preparation and distribution of minutes within three (3) working days of the meeting. The format to be used for the minutes shall comply with those identified in the “Procedures for Architects and Engineers Manual,” Section 10.3.4, entitled, “Format of Minutes.” All meeting minutes are to have an “action” column indicating the party that is responsible for the action indicated and a deadline to accomplish the assigned task. These tasks must be reviewed at each job progress meeting until it is completed and the completion date of each task shall be noted in the minutes of the meeting following the task completion.

2. Schedules:

The Consultant; with the input from the Client Agency Representative and Project Manager, shall review and recommend approval of the project construction schedule prepared by the Contractor. The schedule shall identify all necessary start and completion dates of construction, construction activities, submittal process activities, material deliveries and other milestones required to give a complete review of the project.

The Consultant shall record any schedule delays, the party responsible for the delay, the schedule activity affected, and the original and new date for reference.

The Consultant shall ensure that the Contractor provides a two (2) week “look ahead” construction schedule based upon the current monthly updated schedule as approved at the bi-weekly job meetings and that identifies the daily planned activities for that period. This Contractor requirement must also be included in Division 1 of the specification for reference.

3. Submittal Log:

Based on the Submittal Schedule in Division 1 of the specifications, the Consultant shall develop and implement a submittal log that includes all of the required project submittals as identified in the general conditions and technical specifications. The submittal log shall be provided to the contractor at the pre-construction meeting. The dates of submission shall be determined and approved by all affected parties during the pre-construction meeting.

Examples of the submissions to be reviewed and approved by the Consultant and Sub-Consultant (if required) include: project schedule, schedule of values, shop drawings, equipment and

material catalog cuts, spec sheets, product data sheets, MSDS material safety data sheets, specification procedures, color charts, material samples, mock-ups, etc. The submittal review process must be conducted at each job progress meeting and shall include the Consultant, Sub-Consultant, Contractor, Project Manager, and designated representatives of the Client Agency.

The Consultant shall provide an updated submittal log at each job meeting that highlights the status of all required submissions.

F. CONSTRUCTION SITE ADMINISTRATION SERVICES

The Consultant and Sub-Consultant(s) shall provide construction site administration services during the duration of the project. The Consultant and Sub-Consultant(s) do not necessarily have to be on site concurrently if there are no critical activities taking place that require the Sub-Consultant's participation.

The services required shall include, but not be limited to; field observations sufficient to verify the quality and progress of construction work, conformance and compliance with the contract documents, and to attend/chair meetings as may be required by the Project Manager to resolve special issues.

Consultant and Sub-Consultant(s) shall conduct weekly site inspection/field observation visits. Site inspection/field observation visits may be conducted in conjunction with regularly scheduled bi-weekly construction job meetings, depending on the progress of work, for weeks that construction job meetings are scheduled. The Consultant and its Sub-Consultant(s) shall submit a field observation report for each site inspection to the Project Manager within three (3) calendar days of the site visit. Also, they shall conduct inspections during major construction activities including, but not limited to the following examples: concrete pours, steel and truss installations, code inspections, final testing of systems, achievement of each major milestone required on the construction schedule, and requests from the Project Manager. The assignment of a full time on-site Sub-Consultant does not relieve the Consultant of its site visit obligation.

The Consultant shall refer to Section XIV. Contract Deliverables of this Scope of Work subsection entitled "Construction Phase" to determine the extent of services and deliverables required during this phase of the project.

G. SUB-CONSULTANT PARTICIPATION

It is the responsibility of the Consultant to ensure that they have provided adequate hours and/or time allotted in its technical proposal so that Sub-Consultants may participate in all appropriate phases and activities of this project or whenever requested by the Project Manager. This includes the pre-proposal site visit and the various design meetings and construction job meetings, site visits, and close-out activities described in this Scope of Work. Field observation reports and/or meeting minutes are required to be submitted to the Project Manager within three

(3) calendar days of the site visit or meeting. All costs associated with such services shall be included in the base bid of the Consultant's fee proposal.

H. DRAWINGS

1. Shop Drawings:

Each Contractor shall review the specifications and determine the numbers and nature of each shop drawing submittal. Five (5) sets of the documents shall be submitted with reference made to the appropriate section of the specification. The Consultant shall review the Contractor's shop drawing submissions for conformity with the construction documents within seven (7) calendar days of receipt. The Consultant shall return each shop drawing submittal stamped with the appropriate action, i.e. "Approved", "Approved as Noted", "Approved as Noted Resubmit for Records", "Rejected", etc.

2. As-Built & Record Set Drawings:

The Contractor(s) shall keep the contract drawings up-to-date at all times during construction and upon completion of the project, submit AS-BUILT drawings to the Consultant with the Contractor(s) certification as to the accuracy of the information prior to final payment. All AS-BUILT drawings submitted shall be entitled AS-BUILT above the title block and dated.

The Consultant shall review the Contractor(s)' AS-BUILT drawings at each job progress meeting to ensure that they are up-to-date. Any deficiencies shall be noted in the progress meeting minutes.

The Consultant shall acknowledge acceptance of the AS-BUILT drawings by signing a transmittal indicating they have reviewed them and that they reflect the AS-BUILT conditions as they exist.

Upon receipt of the AS-BUILT drawings from the Contractor(s), the Consultant shall obtain the original reproducible drawings from DPMC and transfer the AS-BUILT conditions to the original full sized signed reproducible drawings to reflect RECORD conditions within fourteen (14) calendar days of receipt of the AS-BUILT information.

The Consultant shall note the following statement on the original RECORD-SET drawings. "The AS-BUILT information added to this drawing(s) has been supplied by the Contractor(s). The Architect/Engineer does not assume the responsibility for its accuracy other than conformity with the design concept and general adequacy of the AS-BUILT information to the best of the Architect's/Engineer's knowledge."

Upon completion, The Consultant shall deliver the RECORD-SET original reproducible drawings to DPMC who will acknowledge receipt in writing. This hard copy set of drawings and

two (2) sets of current release AUTO CAD discs shall be submitted to DPMC. The discs shall contain all AS-BUILT drawings in both “.dwg” (native file format for AUTO CAD) and “.pdf” (*Adobe* portable document format) file formats.

I. CONSTRUCTION DEFICIENCY LIST

The Consultant shall prepare, maintain and continuously distribute an on-going deficiency list to the Contractor, Project Manager, and Client Agency Representative during the construction phase of the project. This list shall be separate correspondence from the field observation reports and shall not be considered as a punch list.

J. INSPECTIONS: SUBSTANTIAL & FINAL COMPLETION

The Consultant and Sub-Consultant(s) accompanied by the Project Manager, Code Inspection Group, Client Agency Representative and Contractor shall conduct site inspections to determine the dates of substantial and final completion. The Project Manager will issue the only recognized official notice of substantial completion. The Consultant shall prepare and distribute the coordinated punch list, written warranties and other related DPMC forms and documents, supplied by the Contractor, to the Project Manager for review and certification of final contract acceptance.

If applicable, the punch list shall include a list of attic stock and spare parts.

K. CLOSE-OUT DOCUMENTS

The Consultant shall review all project close-out documents as submitted by the Contractors to ensure that they comply with the requirements listed in the “Procedure for Architects and Engineers’ Manual.” The Consultant shall forward the package to the Project Manager within fourteen (14) calendar days from the date the Certificate of Occupancy/Certificate of Approval is issued. The Consultant shall also submit a letter certifying that the project was completed in accordance with the contract documents, etc.

L. CLOSE-OUT ACTIVITY TIME

The Consultant shall provide all activities and deliverables associated with the “Close-Out Phase” of this project as part of its Lump Sum base bid. The Consultant and/or Sub-Consultant(s) may not use this time for additional job meetings or extended administrative services during the Construction Phase of the project.

M. TESTING, TRAINING, MANUALS AND ATTIC STOCK

The Consultant shall ensure that all equipment testing, training sessions and equipment manuals required for this project comply with the requirements identified below.

1. Testing:

All equipment and product testing conducted during the course of construction is the responsibility of the Contractor. However, the Consultant shall ensure the testing procedures comply with manufacturers recommendations. The Consultant shall review the final test reports and provide a written recommendation of the acceptance/rejection of the material, products or equipment tested within seven (7) calendar days of receipt of the report.

2. Training:

The Consultant shall include in the specification that the Contractor shall schedule and coordinate all equipment training with the Project Manager and Client Agency representatives. It shall state that the Contractor shall submit the Operation and Maintenance (O&M) manuals, training plan contents, and training durations to the Consultant, Project Manager and Client Agency Representative for review and approval prior to the training session.

The Consultant shall ensure that the training session is video recorded by the Contractor. A copy of the recording shall be transmitted to the Project Manager on compact disk who will forward the material to the Client Agency for future reference.

All costs associated with the training sessions shall be borne by the Contractor installing the equipment. A signed letter shall be prepared stating when the training was completed and must be accompanied with the training session sign-in sheet as part of the project close-out package.

3. Operation & Maintenance Manuals:

The Consultant shall coordinate and review the preparation and issuance of the equipment manuals provided by the Contractor(s) ensuring that they contain the operating procedures, maintenance procedures and frequency, cut sheets, parts lists, warranties, guarantees, and detailed drawings for all equipment installed at the facility.

A troubleshooting guide shall be included that lists problems that may arise, possible causes with solutions, and criteria for deciding when equipment shall be repaired and when it must be replaced.

Include a list of the manufacturer's recommended spare parts for all equipment being supplied for this project.

A list of names, addresses and telephone numbers of the Contractors involved in the installations and firms capable of performing services for each mechanical item shall be included. The content of the manuals shall be reviewed and approved by the Project Manager and Client Agency Representative.

The Consultant shall include in the specification that the Contractor must provide a minimum of ten (10) “throwaway” copies of the manual for use at the training seminar and seven (7) hardbound copies as part of the project close-out package.

4. Attic Stock:

The Consultant shall determine and recommend whether “attic stock” should be included for all aspects of the project. If required, the Consultant shall specify attic stock items to be included in the project.

Prior to project close-out, the Consultant must prepare a comprehensive listing of all items for delivery by the Contractor to the Owner and in accordance with the appropriate specification/plan section. Items shall include, but not be limited to: training sessions, O&M manuals, as-built drawings, itemized attic stock requirements, and manufacturer guarantees/warranties.

N. CHANGE ORDERS

The Consultant shall review and process all change orders in accordance with the contract documents and procedures described below.

1. Consultant:

The Consultant shall prepare a detailed request for Change Order including a detailed description of the change(s) along with appropriate drawings, specifications, and related documentation and submit the information to the Contractor for the change order request submission. This will require the use of the current DPMC 9b form.

2. Contractor:

The Contractor shall submit a DPMC 9b Change Order Request form to the Project Manager within seven (7) calendar days after receiving the Change Order from the Consultant. The document shall identify the changed work in a manner that will allow a clear understanding of the necessity for the change. Copies of the original design drawings, sketches, etc. and specification pages shall be highlighted to clarify and show entitlement to the Change Order.

Copies shall be provided of job minutes or correspondence with all relative information highlighted to show the origin of the Change Order. Supplementary drawings from the Consultant shall be included if applicable that indicate the manner to be used to complete the

changed work. A detailed breakdown of all costs associated with the change, i.e. material, labor, equipment, overhead, Sub-Contractor work, profit and bond, and certification of increased bond shall be provided.

If the Change Order will impact the time of the project, the Contractor shall include a request for an extension of time. This request shall include a copy of the original approved project schedule and a proposed revised schedule that reflects the impact on the project completion date. Documentation to account for the added time requested shall be included to support entitlement of the request such as additional work, weather, other Contractors, etc. This documentation shall contain dates, weather data and all other relative information.

3. Recommendation for Approval:

The Consultant shall evaluate the reason for the change in work and provide a detailed written recommendation for approval or disapproval of the Change Order Request including backup documentation of costs in CSI format and all other considerations to substantiate that decision.

4. Code Review:

The Consultant shall determine if the Change Order request will require Code review and shall submit six (6) sets of signed and sealed modified drawings and specifications to the DPMC Plan & Code Review Unit for approval, if required. The Consultant must also determine and produce a permit amendment request if required.

5. Cost Estimate:

The Consultant shall provide a detailed cost estimate of the proposed Change Order Request, as submitted by the Contractor, in CSI format (latest edition) for all appropriate divisions and sub-divisions using a recognized estimating formula. The estimate shall then be compared with that of the Contractor's estimate. If any line item in the Consultant's estimate is lower than the corresponding line item in the Contractor's estimate, the Consultant in conjunction with the Project Manager is to contact the Contractor by telephone and negotiate the cost differences. The Consultant shall document the negotiated agreement on the Change Order Request form. If the Contractor's total dollar value changes based on the negotiations, the Consultant shall identify the changes on the Change Order Request form accordingly.

When recommending approval or disapproval of the change order, the Consultant shall be required to prepare and process a Change Order package that contains at a minimum the following documents:

- DPMC 9b Change Order Request
- DPMC 10 Consultant's Evaluation of Contractor's Change Order Request
- Consultant's Independent Detailed Cost Estimate

- Notes of Negotiations

6. Time Extension:

When a Change Order Request is submitted with both cost and time factors, the Consultant's independent cost estimate is to take into consideration time factors associated with the changed work. The Consultant is to compare its time element with that of the Contractor's time request and if there is a significant difference, the Consultant in conjunction with the Project Manager is to contact the Contractor by telephone and negotiate the difference.

When a Change Order Request is submitted for time only, the Consultant is to do an independent evaluation of the time extension request using a recognized scheduling formula.

Requests for extension of contract time must be done in accordance with the General Conditions Article 10.1 "Changes in the Work".

7. Submission:

The Consultant shall complete all of the DPMC Change Order Request forms provided and submit a completed package to the Project Manager with all appropriate backup documentation within seven (7) calendar days from receipt of the Contractor's change order request. The Consultant shall resubmit the package at no cost to the State if the change order package contents are deemed insufficient by the Project Manager.

8. Meetings:

The Consultant shall attend and actively participate at all administrative hearings or settlement conferences as may be called by Project Manager in connection with such Change Orders and provide minutes of those meetings to the Project Manager for distribution.

9. Consultant Fee:

All costs associated with the potential Contractor Change Order Requests shall be anticipated by the Consultant and included in the base bid of its fee proposal.

If the Client Agency Representative requests a scope change; and it is approved by the Project Manager, the Consultant may be entitled to be reimbursed through an amendment and in accordance with the requirements stated in paragraph 10.01 of this Scope of Work.

IX. PERMITS & APPROVALS

A. NJ UNIFORM CONSTRUCTION CODE PERMIT

The project construction documents must comply with the latest adopted edition of the NJ Uniform Construction Code (NJUCC).

The latest NJUCC Adopted Codes and Standards can be found at:

<http://www.state.nj.us/dca/divisions/codes/codreg/>

The Consultant shall complete the NJUCC permit application and all applicable technical sub-code sections with all technical site data required. The Agent section of the application and certification section of the building sub-code section shall be signed. These documents shall be forwarded to the DPMC Project Manager.

The Consultant may obtain copies of all NJUCC permit applications at the following website:

<http://www.state.nj.us/dca/divisions/codes/forms/>

All other required project permits shall be obtained and paid for by the Consultant in accordance with the procedures described in Paragraph IX.B.

1. Prior Approval Certification Letters:

The issuance of a construction permit for this project may be contingent upon acquiring various “prior approvals” as defined by N.J.A.C. 5:23-1.4. It is the Consultant’s responsibility to determine which prior approvals, if any, are required. The Consultant shall submit a general certification letter to the DPMC Plan & Code Review Unit Manager during the Permit Phase of this project that certifies all required prior approvals have been obtained.

In addition to the general certification letter discussed above, the following specific prior approval certification letters, where applicable, shall be submitted by the Consultant to the DPMC Plan & Code Review Unit Manager: Soil Erosion & Sediment Control, Water & Sewer Treatment Works Approval, Coastal Areas Facilities Review, Compliance of Underground Storage Tank Systems with N.J.A.C. 7:14B, Pinelands Commission, Highlands Council, Well Construction and Maintenance; Sealing of Abandoned Wells with N.J.A.C. 7:9D, Certification that all utilities have been disconnected from structures to be demolished, Board of Health Approval for Potable Water Wells, Health Department Approval for Septic Systems. It shall be noted that in accordance with N.J.A.C. 5:23-2.15(a)5, a permit cannot be issued until the letter(s) of certification is received.

2. Multi-building or Multi-site Permits:

A project that involves many buildings and/or sites requires that a separate permit shall be issued for each building or site. The Consultant must determine the construction cost estimate for *each* building and/or site location and submit that amount where indicated on the permit application.

3. Special Inspections:

In accordance with the requirements of the New Jersey Uniform Construction Code N.J.A.C. 5:23-2.20(b), Bulletin 03-5 and Chapter 17 of the International Building Code, the Consultant shall be responsible for the coordination of all special inspections during the construction phase of the project.

Bulletin 03-5 can be found at:

http://www.state.nj.us/dca/divisions/codes/publications/pdf_bulletins/b_03_5.pdf

a. Definition:

Special inspections are defined as an independent verification by a certified Special Inspector for **Class I buildings and smoke control systems in any class building**. The special inspector is to be independent from the Contractor and responsible to the Consultant so that there is no possible conflict of interest.

Special inspectors shall be certified in accordance with the requirements in the New Jersey Uniform Construction Code.

b. Responsibilities:

The Consultant shall submit with the permit application, a list of special inspections and the agencies or special inspectors that will be responsible to carry out the inspections required for the project. The list shall be a separate document, on letter head, signed and sealed.

B. OTHER REGULATORY AGENCY PERMITS, CERTIFICATES AND APPROVALS

The Consultant shall identify and obtain all other State Regulatory Agency permits, certificates, and approvals that will govern and affect the work described in this Scope of Work. An itemized list of these permits, certificates, and approvals shall be included with the Consultant's Technical Proposal and the total amount of the application fees should be entered in the Fee Proposal line item entitled, "**Permit Fee Allowance.**"

The Consultant may refer to the Division of Property Management and Construction “Procedures for Architects and Engineers Manual”, Section 6.4.8, which presents a compendium of State permits, certificates, and approvals that may be required for this project.

The Consultant shall determine the appropriate phase of the project to submit the permit application(s) in order to meet the approved project milestone dates.

Where reference to an established industry standard is made, it shall be understood to mean the most recent edition of the standard unless otherwise noted. If an industry standard is found to be revoked, or should the standard have undergone substantial change or revision from the time that the Scope of Work was developed, the Consultant shall comply with the most recent edition of the standard.

C. STATE INSURANCE APPROVAL

If requested by the using agency or DPMC design management, plans and specifications shall be submitted to the State insurance underwriter for review and comment. The plans shall be sent directly by the consultant and a copy of the comments, if any, shall be provided to the DPMC Plan & Code Review Unit for its information. The Consultant shall review all the comments and, with agreement of the Project Team, modify the documents while adhering to the project’s SOW requirements, State code requirements, schedule, budget, and Consultant fee.

D. PUBLIC EMPLOYEES OCCUPATIONAL SAFETY & HEALTH PROGRAM

A paragraph shall be included in the design documents, if applicable to this project that states: The Contractor shall comply with all the requirements stipulated in the Public Employees Occupational Safety & Health Program (PEOSHA) document, paragraph 12:100-13.5 entitled “Air quality during renovation and remodeling”. The Contractor shall submit a plan demonstrating the measures to be utilized to confine the dust, debris, and air contaminants in the renovation or construction area of the project site to the Project Team prior to the start of construction.

The link to the document is:

<http://www.nj.gov/health/workplacehealthandsafety/peosh/peosh-health-standards/iaq.shtml>

E. PERMIT MEETINGS

The Consultant shall attend and chair all meetings with Permitting Agencies necessary to explain and obtain the required permits.

F. MANDATORY NOTIFICATIONS

The Consultant shall include language in Division 1 of the specification that states the Contractor shall assure compliance with the New Jersey “One Call” Program (1-800-272-1000) if any excavation is to occur at the project site.

The One Call Program is known as the “New Jersey Underground Facility Protection Act”, refer to N.J.A.C. 14:2.

G. CONSULTANT FEE

The Consultant shall determine the efforts required to complete and submit all permit applications, obtain and prepare supporting documentation, attend meetings, etc., and include the total cost in the base bid of its fee proposal under the “Permit Phase”.

X. GENERAL REQUIREMENTS

A. SCOPE CHANGES

The Consultant must request any changes to this Scope of Work in writing. An approved DPMC 9c Consultant Amendment Request form reflecting authorized scope changes must be received by the Consultant prior to undertaking any additional work. The DPMC 9c form must be approved and signed by the Director of DPMC and written authorization issued from the Project Manager prior to any work being performed by the Consultant. Any work performed without the executed DPMC 9c form is done at the Consultant’s own financial risk.

B. ERRORS AND OMISSIONS

The errors and omissions curve and the corresponding sections of the “Procedures for Architects and Engineers Manual” are eliminated. All claims for errors and omissions will be pursued by the State on an individual basis. The State will review each error or omission with the Consultant and determine the actual amount of damages, if any, resulting from each negligent act, error or omission.

C. ENERGY INCENTIVE PROGRAM

The Consultant shall review the programs described on the “New Jersey’s Clean Energy Program” website at: <http://www.njcleanenergy.com> to determine if any proposed upgrades to the mechanical and/or electrical equipment and systems for this project qualify for “New Jersey Clean Energy Program” rebates and incentives such as SmartStart, Pay4Performance, Direct Install or any other incentives.

The Consultant shall be responsible to complete the appropriate registration forms and applications, provide any applicable worksheets, manufacturer's specification sheets, calculations, attend meetings, and participate in all activities with designated representatives of the programs and utility companies to obtain the entitled financial incentives and rebates for this project. All costs associated with this work shall be estimated by the Consultant and the amount included in the base bid of its fee proposal.

XI. ALLOWANCES

A. PLAN REVIEW AND PERMIT FEE ALLOWANCE

The Consultant shall obtain and pay for all of the project permits in accordance with the guidelines identified below.

1. Permits:

The Consultant shall determine the various permits, certificates, and approvals required to complete this project.

2. Permit Costs:

The Consultant shall estimate the application fee costs for all of the required project permits, certificates, and approvals (excluding the NJ Uniform Construction Code permit) and include that amount in its fee proposal line item entitled "**Permit Fee Allowance**", refer to Paragraph IX.A. A breakdown of each permit and application fee shall be attached to the fee proposal for reference.

NOTE: The NJ Uniform Construction Code permit is excluded since it will be paid for by the State.

3. Applications:

The Consultant shall complete and submit all permit applications to the appropriate permitting authorities and the costs shall be paid from the Consultant's permit fee allowance. A copy of the application(s) and the original permit(s) obtained by the Consultant shall be given to the DPMC Project Manager for distribution during construction.

4. Consultant Fee:

The Consultant shall determine what is required to complete and submit the permit applications, obtain supporting documentation, attend meetings, etc., and include the total cost in the base bid of its fee proposal under the "Permit Phase" column.

Any funds remaining in the permit allowance will be returned to the State at the close of the project.

B. HAZARDOUS MATERIALS TESTING AND REPORT ALLOWANCE

Consultant shall estimate the costs to complete the hazardous materials survey, sample collection, testing and analysis and preparation of a “Hazardous Materials Survey Report” noted in paragraph VII.F and enter that amount on their fee proposal line item entitled “**Hazardous Materials Testing and Report Allowance**”. Consultant shall attach a detailed cost breakdown sheet for use by DPMC during the proposal review and potential fee negotiations. The cost breakdown sheet shall include, but not be limited to, the following information:

- Description of tasks and estimated cost for the following:
 - Sample collection
 - Sample testing
 - Preparation of a Hazardous Materials Survey Report

Any funds remaining in the Hazardous Materials Testing and Report Allowance will be returned to the State at the close of the project.

C. HAZARDOUS MATERIALS ABATEMENT DESIGN ALLOWANCE

Consultant shall estimate the costs to prepare construction documents for hazardous materials abatement noted in paragraph VII.F and enter that amount on their fee proposal line item entitled “**Hazardous Materials Abatement Design Allowance**”. Consultant shall attach a detailed cost breakdown sheet for use by DPMC during the proposal review and potential fee negotiations. The cost breakdown sheet shall include a description of the tasks to be performed and the estimated cost of each task.

Any funds remaining in the Hazardous Materials Abatement Design Allowance will be returned to the State at the close of the project.

D. HAZARDOUS MATERIALS CONSTRUCTION ADMINISTRATION ALLOWANCE

Consultant shall estimate the cost to provide Construction Monitoring and Administration Services for hazardous materials abatement as noted in paragraph VII.F and enter that amount on their fee proposal line item entitled “**Hazardous Materials Construction Administration Allowance**”. Consultant shall attach a detailed cost breakdown sheet for use by DPMC during the proposal review and potential fee negotiations. The cost breakdown sheet shall include a description of the tasks to be performed and the estimated cost of each task.

Any funds remaining in the Hazardous Materials Construction Administration Allowance will be returned to the State at the close of the project.

XII. SUBMITTAL REQUIREMENTS

A. CONTRACT DELIVERABLES

All submissions shall include the Contract Deliverables identified in Section XIV of this Scope of Work and described in the DPMC Procedures for Architects and Engineers Manual.

B. CATALOG CUTS

The Consultant shall provide catalog cuts as required by the DPMC Plan & Code Review Unit during the design document review submissions. Examples of catalog cuts include, but are not limited to: mechanical equipment, hardware devices, plumbing fixtures, fire suppression and alarm components, specialized building materials, electrical devices, etc.

C. PROJECT DOCUMENT BOOKLET

The Consultant shall submit all of the required Contract Deliverables to the Project Manager at the completion of each phase of the project. All reports, meeting minutes, plan review comments, project schedule, cost estimate in CSI format (latest edition), correspondence, calculations, and other appropriate items identified on the Submission Checklist form provided in the A/E Manual shall be presented in an 8½” x 11” bound “booklet” format.

D. DESIGN DOCUMENT CHANGES

Any corrections, additions, or omissions made to the submitted drawings and specifications at the Permit Phase of the project must be submitted to DPMC Plan & Code Review Unit as a complete document. Corrected pages or drawings may not be submitted separately unless the Consultant inserts the changed page or drawing in the original documents. No Addendums or Bulletins will be accepted as a substitution to the original specification page or drawing.

E. SINGLE-PRIME CONTRACT

All references to “separate contracts” in the Procedures for Architects and Engineers Manual, Chapter 8, shall be deleted since this project will be advertised as a “Single Bid” (Lump Sum All Trades) contract. The single prime Contractor will be responsible for all work identified in the drawings and specifications.

The drawings shall have the required prefix designations and the specification sections shall have the color codes as specified for each trade in the DPMC Procedure for Architects and Engineers Manual.

PROJECT NAME: Sanitary Upgrades
PROJECT LOCATION: Swartswood State Park, Newton, Sussex County
PROJECT NO: P1252-00
DATE: September 30, 2021

The Consultant must still develop the Construction Cost Estimate (CCE) for each trade and the amount shall be included on the DPMC-38 Project Cost Analysis form where indicated. This document shall be submitted at each design phase of the project and updated immediately prior to the advertisement to bid.

PROJECT NAME: Sanitary Upgrades
PROJECT LOCATION: Swartswood State Park, Newton, Sussex County
PROJECT NO: P1252-00
DATE: September 30, 2021


XIII. SOW SIGNATURE APPROVAL SHEET


This Scope of Work shall not be considered a valid document unless all signatures appear in each designated area below.


The Client Agency approval signature on this page indicates that they have reviewed the design criteria and construction schedule described in this project Scope of Work and verifies that the work will not conflict with the existing or future construction activities of other projects at the site.

SOW PREPARED BY:  9/30/2021
DOAA ABOUELELA, PROJECT MANAGER DATE
DPMC PROJECT PLANNING & INITIATION

SOW APPROVED BY:  9/30/2021
JAMES WRIGHT, MANAGER DATE
DPMC PROJECT PLANNING & INITIATION

SOW APPROVED BY:  10/12/21
DONALD DELUCA, PROJECT MANAGER DATE
DEPARTMENT OF ENVIRONMENTAL PROTECTION

SOW APPROVED BY:  10/14/2021
RONALD KRAEMER, DESIGN PROJECT MANAGER DATE
DPMC PROJECT MANAGEMENT GROUP

SOW APPROVED BY:  10/18/21
RICHARD FLODMAND, DEPUTY DIRECTOR DATE
DIV PROPERTY MGT & CONSTRUCTION

XIV. CONTRACT DELIVERABLES

The following is a listing of Contract Deliverables that are required at the completion of each phase of this project. The Consultant shall refer to the DPMC publication entitled, "Procedures for Architects and Engineers," Volumes I and II, 2nd Edition, dated January, 1991 to obtain a more detailed description of the deliverables required for each item listed below.

The numbering system used in this "Contract Deliverables" section of the scope of work corresponds to the numbering system used in the "Procedures for Architects and Engineers" manual and some may have been deleted if they do not apply to this project.

INVESTIGATION PHASE

- 5.1 Project Schedule (Bar Chart Format)**
- 5.2 Meetings & Minutes (Minutes within seven (7) calendar days of meeting)**
- 5.3 Correspondence**
- 5.4 Submission Requirements**
 - 5.4.8 Regulatory Approvals
 - 5.4.11 Outline Specifications: 6 sets
 - 5.4.12 Current Working Estimate in CSI Format & Cost Analysis 38 Form
 - 5.4.13 Bar Chart of Design and Construction Schedule
 - 5.4.14 Oral Presentation of Submission to Project Team
Investigation Report
 - 5.4.15 SOW Compliance Statement
 - 5.4.16 This Submission Checklist
 - 5.4.17 Deliverables Submission in Booklet Form: 6 sets
- 5.5 Approval of Submission**
 - 5.5.1 Respond to Submission Comments

DESIGN DEVELOPMENT PHASE: 50% Complete Design Documents (Minimum)

- 7.1 Project Schedule (Update Bar Chart Schedule)**
 - 7.2 Meetings & Minutes (Minutes within seven (7) calendar days of meeting)**
-
-

7.3 Correspondence

7.4 Submission Requirements

- 7.4.1 A/E Statement of Site Visit
- 7.4.2 Space Analysis & Program Requirements (if changed from Schematic Phase)
- 7.4.3 Special Features Description: special structural features, etc.
- 7.4.4 Site Evaluation
- 7.4.8 Regulatory Agency Approvals
- 7.4.10 Drawings: 6 sets
 - Cover Sheet (See A/E Manual for format)
 - Site Plan
 - Site Utility Plan
 - Floor Plans
 - Elevations
 - Sections/Details
 - Plumbing Drawings, Pipe Distribution & Riser Details, Fixture Schedule
 - Electrical Drawings, Riser Diagram, Panel Schedules, Service Size, Lighting Design
- 7.4.11 Specifications: 6 sets (See A/E Manual for format, include Division 1 and edit to describe the administrative and general requirements of the project)
- 7.4.12 Current Working Estimate in CSI Format & Cost Analysis 38 Form
- 7.4.13 Bar Chart of Design and Construction Schedule
- 7.4.14 Oral Presentation of Submission to Project Team
- 7.4.15 SOW Compliance Statement
- 7.4.16 This Submission Checklist (See A/E Manual, Figure 6.4.16 for format)
- 7.4.17 Deliverables Submission in Booklet Form: 7 sets

7.5 Approval

- 7.5.1 Respond to Submission Comments

7.6 Submission Forms

- Figure 7.4.12 Current Working Estimate/Cost Analysis
- Figure 7.4.16 Submission Checklist

FINAL DESIGN PHASE 100% Complete Construction Documents

This Final Design Phase may require more than one submission based on the technical quality and code conformance of the design documents.

8.1 Schedule (Update Bar Chart Schedule)

8.2 Meeting & Minutes (Minutes within seven (7) calendar days of meeting)

8.3 Correspondence

8.4 Submission Requirements

- 8.4.1 A/E Statement of Site Visit
- 8.4.2 Space Analysis
- 8.4.8 Regulatory Agency Approvals (Include itemized list specific to this project)
- 8.4.10 Drawings: 6 sets
- 8.4.11 Specifications: 6 sets
- 8.4.12 Current Working Estimate in CSI Format & Cost Analysis 38 Form
- 8.4.13 Bar Chart of Design and Construction Schedule
- 8.4.14 Oral Presentation of this Submission to Project Team
- 8.4.15 Plan Review/SOW Compliance Statement
- 8.4.16 This Submission Checklist
- 8.4.17 Deliverables Submission in Booklet Form: 7 sets

8.5 Approvals

- 8.5.1 Respond to Submission Comments

PERMIT APPLICATION PHASE

This Permit Application Phase should not include any additional design issues. Design documents shall be 100% complete at the Final Design Phase.

8.6 Permit Application Submission Requirements

- 8.6.1 - 8.6.7: If all of the deliverables of these sections have been previously submitted to DPMC and approved there are no further deliverables due at this time
- 8.6.8 Regulatory Agency Approvals
 - (a) UCC Permit Application & Technical Sub-codes completed by A/E
- 8.6.9 Utility Availability Confirmation
- 8.6.10 Signed and Sealed Drawings: 6 sets
- 8.6.11 Signed and Sealed Specifications: 6 sets
- 8.6.12 Current Working Estimate/Cost Analysis
- 8.6.13 Bar Chart Schedule
- 8.6.14 Project Presentation (N/A this Project)
- 8.6.15 Plan Review/SOW Compliance Statement
- 8.6.16 Submission Checklist

8.7 Approvals

8.8 Submission Forms

- Figure 8.4.12 Current Working Estimate/Cost Analysis
- Figure 8.4.16 Submission Checklist (Final Review Phase)
- Figure 8.6.12-b Bid Proposal Form (Form DPMC -3)
- Figure 8.6.12-c Notice of Advertising (Form DPMC -31)
- Figure 8.6.16 Submission Checklist (Permit Phase)
- Figure 8.7 Bid Clearance Form (Form DPMC -601)

BIDDING AND CONTRACT AWARD

9.0 Bidding Phase Requirements

- 9.01 Original Drawings signed & sealed by A/E and drawings on compact disk (CD) in *Adobe Portable Document Format (.pdf)*
- 9.02 One Unbound Specification Color Coded per A/E Manual Section 8.4.11 and specifications on compact disk (CD) in *Adobe Portable Document Format (.pdf)*
- 9.03 Bid Documents Checklist
- 9.04 Bid Proposal Form
- 9.05 Notice for Advertising

9.1 Chair Pre-Bid Conference/Mandatory Site Visit

9.2 Prepare Bulletins

9.3 Attend Bid Opening

9.4 Recommendation for Contract Award

- 9.4.1 Prepare Letter(s) of Recommendation for Award & Cost Analysis

9.5 Attend Post Bid Review Meeting(s)

9.6 Submission Checklist

9.7 Submission Forms

- Figure 9.4.1 Cost Analysis
- Figure 9.6 Submission Checklist

CONSTRUCTION PHASE

10.1 Site Construction Administration

10.2 Pre-Construction Meeting

10.3 Construction Job Meetings

- 10.3.1 Agenda: Schedule and Chair Construction Job Meetings
- 10.3.2 Minutes: Prepare and Distribute Minutes within 3 working days of meeting
- 10.3.3 Schedules; Approve Contractors' Schedule & Update
- 10.3.4 Minutes Format: Prepare Job Meeting Minutes in approved format, figure 10.3.4-a

10.4 Correspondence

10.5 Prepare and Deliver Conformed Drawings

10.7 Approve Contractors Invoicing and Payment Process

10.8 Approve Contractors 12/13 Form for Subs, Samples and Materials

10.10 Approve Test Reports

10.11 Approve Shop Drawings

10.12 Construction Progress Schedule

- 10.12.1 Construction Progress Schedule
- 10.12.2 CPM Consultant

10.13 Review & Recommend or Reject Change Orders

- 10.13.1 Scope Changes
- 10.13.2 Construction Change Orders
- 10.13.3 Field Changes

10.14 Construction Photographs

10.15 Submit Field Observation Reports

10.16 Submission Forms

- Figure 10.3.4-a Job Meeting Format of Minutes
- Figure 10.3.4-b Field Report
- Figure 10.6 DPMC Insurance Form-24
- Figure 10.6-a Unit Schedule Breakdown
- Figure 10.6-b Monthly Estimate for Payment to Contractor DPMC 11-2

Figure 10.6-c	Monthly Estimate for Payment to Contractor DPMC 11-2A
Figure 10.6-d	Invoice DPMC 11
Figure 10.6-e	Prime Contractor Summary of Stored Materials DPMC 11-3
Figure 10.6-f	Agreement & Bill of Sale certificate for Stored Materials DPMC 3A
Figure 10.7-a	Approval Form for Subs, Samples & Materials DPMC 12
Figure 10.7-b	Request for Change Order DPMC 9b
Figure 10.9	Transmittal Form DPMC 13
Figure 10.10	Submission Checklist

PROJECT CLOSE-OUT PHASE

11.1 Responsibilities: Plan, Schedule and Execute Close-Out Activities

11.2 Commencement: Initiate Close-Out w/DPMC 20A Project Close-Out Form

11.3 Develop Punch List & Inspection Reports

11.4 Verify Correction of Punch List Items

11.5 Determination of Substantial Completion

11.6 Ensure Issuance of “Temporary Certificate of Occupancy or Approval”

11.7 Initiation of Final Contract Acceptance Process

11.8 Submission of Close-Out Documentation

11.8.1 As-Built & Record Set Drawings, 3 sets AUTOCAD Discs Delivered to DPMC

11.8.2 (a) Maintenance and Operating manuals, Warranties, etc.: 7 sets each

(b) Guarantees

(c) Shop Drawings

(d) Letter of Contract Performance

11.8.3 Final Cost Analysis-Insurance Transfer DPMC 25

11.8.4 This Submission Checklist

11.9 Final Payment

11.9.1 Contractors Final Payment

11.9.2 A/E Invoice and Close-Out Forms for Final Payment

11.10 Final Performance Evaluation of the A/E and the Contractors

11.11 Ensure Issuance of a “Certificate of Occupancy or Approval”

11.12 Submission Forms

- Figure 11.2 Project Close-Out Documentation List DPMC 20A
- Figure 11.3-a Certificate of Substantial Completion DPMC 20D
- Figure 11.3-b Final Acceptance of Consultant Contract DPMC 20C
- Figure 11.5 Request for Contract Transition Close-Out DPMC 20X
- Figure 11.7 Final Contract Acceptance Form DPMC 20
- Figure 11.8.3-a Final Cost Analysis
- Figure 11.8.3-b Insurance Transfer Form DPMC 25
- Figure 11.8.4 Submission Checklist

PROJECT NAME: Sanitary Upgrades
PROJECT LOCATION: Swartswood State Park, Newton, Sussex County
PROJECT NO: P1252-00
DATE: September 30, 2021

XV. EXHIBITS

The attached exhibits in this section will include a sample project schedule, and any supporting documentation to assist the Consultant in the design of the project such as maps, drawings, photographs, floor plans, studies, reports, etc.

END OF SCOPE OF WORK

February 7, 1997
Rev.: January 29, 2002

Responsible Group Code Table

The codes below are used in the schedule field "GRP" that identifies the group responsible for the activity. The table consists of groups in the Division of Property Management & Construction (DPMC), as well as groups outside of the DPMC that have responsibility for specific activities on a project that could delay the project if not completed in the time specified. For reporting purposes, the groups within the DPMC have been defined to the supervisory level of management (i.e., third level of management, the level below the Associate Director) to identify the "functional group" responsible for the activity.

<u>CODE</u>	<u>DESCRIPTION</u>	<u>REPORTS TO ASSOCIATE DIRECTOR OF:</u>
CM	Contract Management Group	Contract Management
CA	Client Agency	N/A
CSP	Consultant Selection and Prequalification Group	Technical Services
A/E	Architect/Engineer	N/A
PR	Plan Review Group	Technical Services
CP	Construction Procurement	Planning & Administration
CON	Construction Contractor	N/A
FM	Financial Management Group	Planning & Administration
OEU	Office of Energy and Utility Management	N/A
PD	Project Development Group	Planning & Administration

EXHIBIT 'A'

Activity ID	Description	Rspn	Weeks
<PROJ>			
Design			
CV3001	Schedule/Conduct Pre-design/Project Kick-Off Mtg.	CM	
CV3020	Prepare Program Phase Submittal	AE	
CV3021	Distribute Program Submittal for Review	CM	
CV3027	Prepare & Submit Project Cost Analysis (DPMC-38)	CM	
CV3022	Review & Approve Program Submittal	CA	
CV3023	Review & Approve Program Submittal	PR	
CV3024	Review & Approve Program Submittal	CM	
CV3025	Consolidate & Return Program Submittal Comments	CM	
CV3030	Prepare Schematic Phase Submittal	AE	
CV3031	Distribute Schematic Submittal for Review	CM	
CV3037	Prepare & Submit Project Cost Analysis (DPMC-38)	CM	
CV3032	Review & Approve Schematic Submittal	CA	
CV3033	Review & Approve Schematic Submittal	PR	
CV3034	Review & Approve Schematic Submittal	CM	
CV3035	Consolidate & Return Schematic Submittal Comment	CM	
CV3040	Prepare Design Development Phase Submittal	AE	
CV3041	Distribute D. D. Submittal for Review	CM	
CV3047	Prepare & Submit Project Cost Analysis (DPMC-38)	CM	
CV3042	Review & Approve Design Development Submittal	CA	
CV3043	Review & Approve Design Development Submittal	PR	
CV3044	Review & Approve Design Development Submittal	CM	
CV3045	Consolidate & Return D.D. Submittal Comments	CM	
CV3050	Prepare Final Design Phase Submittal	AE	
CV3051	Distribute Final Design Submittal for Review	CM	
CV3052	Review & Approve Final Design Submittal	CA	
CV3053	Review & Approve Final Design Submittal	PR	
CV3054	Review Final Design Submit for Constructability	OCS	

Sheet 1 of 3

Bureau of Design & Construction Services
Routine Project

Exhibit "A"

DBCA - TEST

NOTE:
Refer to section "IV Project Schedule" of the
Scope of Work for contract phase durations.

© Primavera Systems, Inc.

Activity ID	Description	Reph	Weeks
CV2055	Review & Approve Final Design Submittal	CM	
CV2056	Consolidate & Return Final Design Comments	CM	
CV3060	Prepare & Submit Permit Application Documents	AE	
CV3068	Prepare & Submit Bidding Cost Analysis (DPMC-38)	CM	
Plan Review-Permit Acquisition			
CV4001	Review Constr. Documents & Secure UCC Permit	PR	
CV4010	Provide Funding for Construction Contracts	CA	
CV4020	Secure Bid Clearance	CM	
Advertise-Bid-Award			
CV5001	Advertise Project & Bid Construction Contracts	CP	
CV5010	Open Construction Bids	CP	
CV5011	Evaluate Bids & Prep. Recommendation for Award	CM	
CV5012	Evaluate Bids & Prep. Recommendation for Award	AE	
CV5014	Complete Recommendation for Award	CP	
CV5020	Award Construction Contracts/Issue NTP	CP	
Construction			
CV6000	Project Construction Start/Issue NTP	CM	
CV6001	Contract Start/Contract Work (25%) Complete	CON	
CV6002	Preconstruction Meeting	CM	
CV6003	Begin Preconstruction Submittals	CON	
CV6004	Longest Lead Procurement Item Ordered	CON	
CV6005	Lead Time for Longest Lead Procurement Item	CON	
CV6006	Prepare & Submit Shop Drawings	CON	
CV6007	Complete Construction Submittals	CON	
CV6011	Roughing Work Start	CON	
CV6012	Perform Roughing Work	CON	
CV6010	Contract Work (50%+) Complete	CON	
CV6013	Longest Lead Procurement Item Delivered	CON	
CV6020	Contract Work (75%) Complete	CON	

Sheet 2 of 3

Bureau of Design & Construction Services
Routine Project

Exhibit 'A'

DRCA - TEST

NOTE:
Refer to section "IV Project Schedule" of the Scope of Work for contract phase durations.
© Primavera Systems, Inc.

Activity ID	Description	Respn	Weeks
CV6014	Roughing Work Complete	CON	
CV6021	Interior Finishes Start	CON	
CV6022	Install Interior Finishes	CON	
CV6030	Contract Work to Substantial Completion	CON	
CV6031	Substantial Completion Declared	CM	
CV6075	Complete Deferred Punch List/Seasonal Activities	CON	
CV6079	Project Construction Complete	CM	
CV6080	Close Out Construction Contracts	CM	
CV6089	Construction Contracts Complete	CM	
CV6090	Close Out A/E Contract	CM	
CV6092	Project Completion Declared	CM	

DBCA - TEST

Sheet 3 of 3

Bureau of Design & Construction Services
Routine Project

Exhibit 'A'

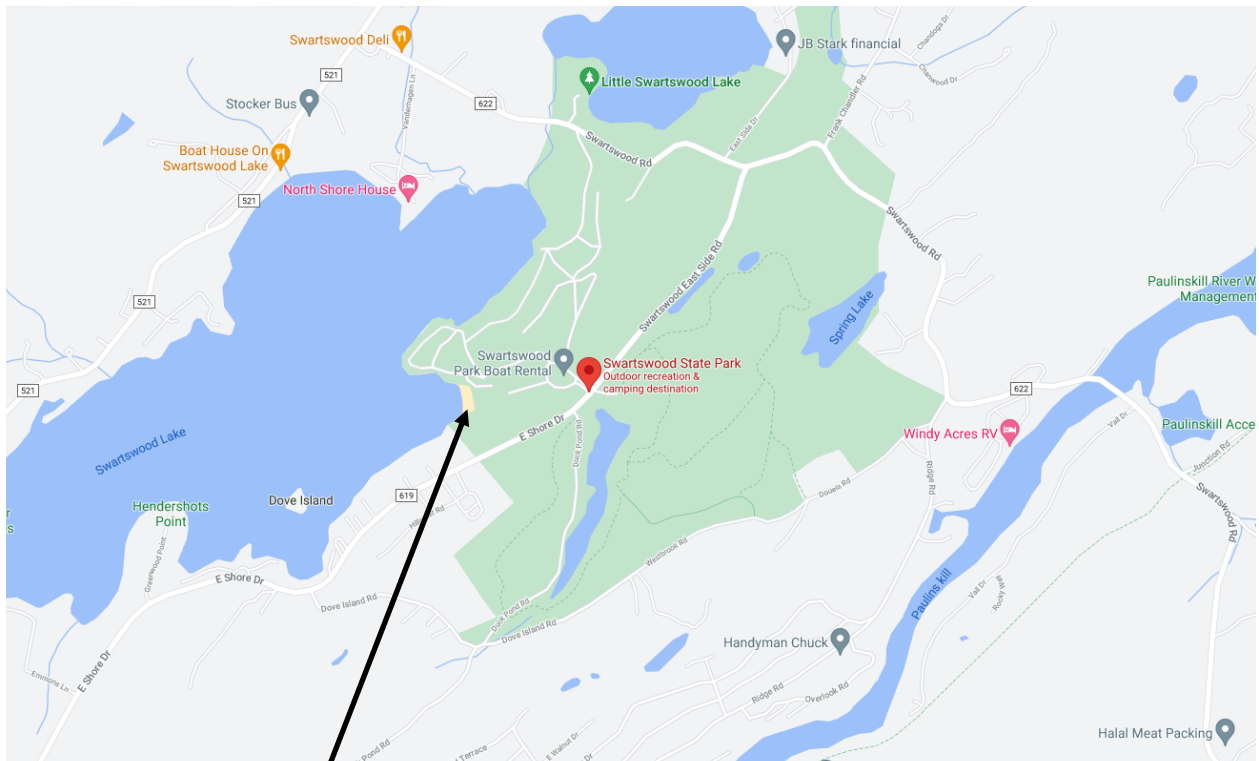
NOTE:
Refer to section "IV Project Schedule" of the
Scope of Work for contract phase durations.

© Primavera Systems, Inc.

Project Location Map

DPMC Project P1252-00

Sanitary Upgrades - Beach Bath House Swartswood State Park 1091 County Road 619, Newton, NJ 07860



SWARTSWOOD STATE PARK BEACH

EXHIBIT 'B'

Aerial View of Building Site

DPMC Project P1252-00

**Sanitary Upgrades - Beach Bath House
Swartswood State Park
1091 County Road 619, Newton, NJ 07860**



SWARTSWOOD STATE PARK BEACH BATH HOUSE

EXHIBIT 'C'

P1252-00 Photographs of Existing Conditions



Existing Beach Bath House Exterior at Swartswood Lake



Existing Swartswood Lake Beach from the Bath House Pavillion

P1252-00 Photographs of Existing Conditions



Existing Beach Bath House Connecting Pavillion




Existing Left Side Restroom Entrances from the Pavillion

P1252-00 Photographs of Existing Conditions



Existing Men's Restroom Interior.

P1252-00 Photographs of Existing Conditions



Existing Women's Restroom Interior.

P1252-00 Photographs of Existing Conditions



Existing Pump House Exterior- Existing Beach Bath-house in the Background.



Existing Pump House Interior-Existing Upgraded Electric Panel.

P1252-00 Photographs of Existing Conditions



Location of the two septic underground holding tanks at the Pump House. Lines from the bathhouse to these tanks are gravity fed lines.



Existing Gate and Path leading to the Existing Leach Field across County Road 619.

P1252-00 Photographs of Existing Conditions



Existing fenced Leach Field across County Road 619.



Existing fenced Leach Field across County Road 619.