


New Jersey CAFR

Financial Section



2008

ASSEMBLYMAN
JOSEPH J. ROBERTS, JR.
Chairman

SENATOR
THOMAS H. KEAN, JR.
Vice-Chairman

SENATE

ANDREW R. CIESLA
RICHARD J. CODEY
NIA H. GILL
ROBERT M. GORDON
SEAN T. KEAN
JOSEPH M. KYRILLOS, JR.
LORETTA WEINBERG

GENERAL ASSEMBLY

PETER J. BIONDI
JON M. BRAMNICK
JOHN J. BURZICHELLI
ALEX DECROCE
ALISON LITTELL MCHOSE
JOAN M. QUIGLEY
BONNIE WATSON COLEMAN



New Jersey State Legislature

OFFICE OF LEGISLATIVE SERVICES

OFFICE OF THE STATE AUDITOR
125 SOUTH WARREN STREET
PO BOX 067
TRENTON NJ 08625-0067

ALBERT PORRONI
Executive Director
(609) 292-4625

OFFICE OF THE STATE AUDITOR
(609) 292-3700
FAX (609) 633-0834

STEPHEN MULLIS
Assistant State Auditor

THOMAS R. MESROBI
Assistant State Auditor

The Honorable Jon S. Corzine
Governor of New Jersey

The Honorable Richard J. Codey
President of the Senate

The Honorable Joseph J. Roberts, Jr.
Speaker of the General Assembly

Mr. Albert Porroni
Executive Director
Office of Legislative Services

INDEPENDENT AUDITOR'S REPORT

We have audited the accompanying financial statements of the governmental activities, the business-type activities, the aggregate discretely presented component units, each major fund, and the aggregate remaining fund information of the State of New Jersey as of and for the year ended June 30, 2008, which collectively comprise the State's basic financial statements as listed in the table of contents. These financial statements are the responsibility of the State of New Jersey's management. Our responsibility is to express opinions on these financial statements based on our audit. We did not audit the financial statements of the discretely presented component units, the pensions and other employee benefits trust funds, and the Port Authority of New York and New Jersey which represent 100 percent of the assets and revenues of the aggregate discretely presented component units, 89 percent of the assets and 24 percent of the revenues (including additions to fiduciary net assets) of the aggregate remaining fund information, and 100 percent of the information disclosed in Note 2-C

of the basic financial statements. Those financial statements were audited by other auditors whose reports thereon have been furnished to us, and our opinions, insofar as they relate to the amounts and disclosures included for the discretely presented component units, the pensions and other employee benefits trust funds, and the Port Authority of New York and New Jersey, are based on the reports of the other auditors.

We conducted our audit in accordance with auditing standards generally accepted in the United States of America and the standards applicable to financial audits contained in *Government Auditing Standards*, issued by the Comptroller General of the United States. Those standards require that we plan and perform the audit to obtain reasonable assurance about whether the financial statements are free of material misstatement. The financial statements of the pensions and other employee benefits trust funds and two component units, the New Jersey Sports and Exposition Authority and the Casino Reinvestment Development Authority, were not audited in accordance with *Government Auditing Standards*. An audit includes consideration of internal control over financial reporting as a basis for designing audit procedures that are appropriate in the circumstances, but not for the purpose of expressing an opinion on the effectiveness of the State of New Jersey's internal control over financial reporting. Accordingly, we express no such opinion. An audit also includes examining, on a test basis, evidence supporting the amounts and disclosures in the financial statements, assessing the accounting principles used and significant estimates made by management, as well as evaluating the overall financial statement presentation. We believe that our audit and the reports of other auditors provide a reasonable basis for our opinions.

In our opinion, based on our audit and the reports of other auditors, the financial statements referred to previously present fairly, in all material respects, the respective financial position of the governmental activities, the business-type activities, the aggregate discretely presented component units, each major fund, and the aggregate remaining fund information of the State of New Jersey as of June 30, 2008, and the respective changes in financial position and, where applicable, cash flows thereof for the year then ended in conformity with accounting principles generally accepted in the United States of America.


As discussed in Note 2-A, Note 10-P and Note 17-B, the State of New Jersey adopted the provisions of Governmental Accounting Standards Board Statement No. 45 *Accounting and Financial Reporting by Employers for Postemployment Benefits Other Than Pensions* as of July 1, 2007.

In accordance with *Government Auditing Standards*, we have also issued our report dated April 30, 2009 on our consideration of the State of New Jersey's internal control over financial reporting and on our tests of its compliance with certain provisions of laws, regulations, contracts and grant agreements, and other matters. The purpose of that report is to describe the scope of our testing of internal control over financial reporting and compliance and the results of that testing, and not to provide an opinion on the internal control over financial reporting or on compliance. That report is an integral part of an audit performed in accordance with *Government Auditing Standards* and should be considered in assessing the results of our audit.

The management's discussion and analysis, the budgetary comparison schedules, and the funding progress schedule for all pension trust funds are not a required part of the basic financial statements but are supplementary information required by accounting principles generally accepted in the

United States of America. We and the other auditors have applied certain limited procedures, which consisted principally of inquiries of management regarding the methods of measurement and presentation of the required supplementary information. However, we did not audit the information and express no opinion on it.

Our audit was conducted for the purpose of forming opinions on the financial statements that collectively comprise the State of New Jersey's basic financial statements. The introductory section, combining financial statements – non-major funds section, other information section and the statistical section, listed in the table of contents, are presented for the purposes of additional analysis and are not a required part of the basic financial statements. The combining financial statements – non-major funds section and the other information section have been subjected to the auditing procedures applied by us and the other auditors in the audit of the basic financial statements and, in our opinion, based on our audit and the reports of other auditors, are fairly stated in all material respects in relation to the basic financial statements taken as a whole. The introductory section and the statistical section have not been subjected to the auditing procedures applied by us and the other auditors in the audit of the basic financial statements and, accordingly, we express no opinion on them.



Stephen M. Eells
Assistant State Auditor
April 30, 2009

MANAGEMENT'S DISCUSSION AND ANALYSIS

The following narrative provides an overview and analysis concerning New Jersey State Government's financial performance of its activities for the fiscal year ended June 30, 2008. Readers should consider this information in conjunction with the transmittal letter, which precedes Management's Discussion and Analysis, and the State's financial statements, which follow.

The State, since July 1, 2002 has been accounting and reporting under the standards outlined in the Governmental Accounting Standards Board (GASB) Statement No. 34, *Basic Financial Statements – and Management's Discussion and Analysis – for State and Local Governments*. Therefore, a majority of the information provided is not easily comparable to reporting periods prior to the fiscal year ended June 30, 2002. Year-to-year comparisons are provided in the Management's Discussion and Analysis and the Statistical Section. It is the intent of GASB Statement No. 34 to provide meaningful comparisons that will further explain the State's financial position and results of its operations.

FINANCIAL HIGHLIGHTS

Government-wide

- The primary government's assets total \$36.2 billion, an increase of \$983.0 million from the prior fiscal year. As of June 30, 2008, liabilities exceeded assets by \$12.7 billion. The State's unrestricted net assets, which represent net assets that have no statutory commitments and are available for discretionary use, totaled a negative \$26.4 billion. The negative balance is primarily a result of partially funding the annual pension costs to the State's retirement systems and the State's recognition of other postemployment benefits under GASB Statement No. 45 – *Accounting and Financial Reporting by Employers for Postemployment Benefits Other than Pensions* (See Note 17 – Retirement Systems, Health Benefits, and Post-Retirement Medical Benefits). Financing activities that have contributed to the State's negative unrestricted net asset amount includes liabilities from pension bonds, the funding of a portion of local elementary and high school construction, and the securitization of a major portion of annual tobacco master settlement agreement receipts, with no corresponding assets.
- June 30, 2008 component unit assets exceeded component unit liabilities by \$15.4 billion. Total component unit assets grew to \$38.2 billion, a \$1.1 billion increase in assets from the prior fiscal year. Higher investment balances and capital assets represent the majority of this increase.

Fund Level

- The State's governmental funds reported June 30, 2008 combined ending fund balances of \$10.2 billion, a decrease of \$473.3 million from the prior fiscal year. Of the ending fund balance, \$808.6 million represents unreserved – undesignated fund balances with the remainder reserved for specific, legislated purposes, management reserves, and constitutional dedications. The General Fund's total ending fund balance is \$4.5 billion, with \$469.8 million unreserved – undesignated.
- Proprietary Funds reported June 30, 2008 net assets of \$1.3 billion. During the fiscal year, this amount increased by \$173.5 million.

Long-term Debt

- The State's long-term debt obligations increased 16.8 percent, to \$44.4 billion, which includes a net increase in bonded debt of \$2.1 billion. During the fiscal year, the State issued \$4.9 billion in bonds. New money issuances represented \$3.0 billion primarily for transportation and education system improvements, while \$1.9 billion represented four refunding transactions that provided the State with \$317.1 million in net present value savings. During Fiscal Year 2008, the State paid \$2.7 billion in debt service on its long-term obligations.
- Non-bonded portions of the State's long-term debt total \$10.5 billion. This amount represents a \$4.2 billion increase from the prior fiscal year and is mainly attributable to increases in net pension obligations as well as the State's adoption of GASB Statement No. 45 – *Accounting and Financial Reporting by Employers for Postemployment Benefits Other than Pensions* which has led the State to begin recording liabilities covering Other Postemployment Benefits (OPEB) as a general long-term obligation.

OVERVIEW OF THE FINANCIAL STATEMENTS

The State's basic financial statements are comprised of three components: 1) government-wide financial statements, 2) fund financial statements, and 3) notes to the financial statements. This Comprehensive Annual

Financial Report also contains required supplementary information (RSI) and other information, in addition to the basic financial statements.

Major Features of the Basic Financial Statements				
Features	Government-wide Financial Statements	Fund Financial Statements		
		Governmental Funds	Proprietary Funds	Fiduciary Funds
Scope	Entire State government (except fiduciary funds) and the State's component units	State activities that are not proprietary or fiduciary	State activities that are operated similar to a private business	Instances in which the State is the trustee or agent for someone else's resources
Required Financial Statements	* Statement of Net Assets * Statement of Activities	* Balance Sheet * Statement of Revenues, Expenditures, and Changes in Fund Balance	* Statement of Net Assets * Statement of Revenues, Expenses, and Changes in Net Assets * Statement of Cash Flows	* Statement of Fiduciary Net Assets * Statement of Changes in Fiduciary Net Assets
Accounting Basis and Measurement Focus	Accrual accounting and economic resources focus	Modified accrual accounting and current financial resources focus	Accrual accounting and economic resources focus	Accrual accounting and economic resources focus
Types of Asset/Liability Information	All assets and liabilities, both financial and capital, and short-term and long-term	Only assets expected to be used up and liabilities that come due during the year or soon thereafter; no capital assets included	All assets and liabilities, both financial and capital, and short-term and long-term	All assets and liabilities, both short-term and long-term
Types of Inflow/Outflow Information	All revenues and expenses during the year, regardless of when cash is received or paid	* Revenues for which cash is received during or soon after the end of the fiscal year * Expenditures when goods or services have been received and payment is due during the year or soon thereafter	All revenues and expenses during the year, regardless of when cash is received or paid	All revenues and expenses during the year, regardless of when cash is received or paid

Government-wide Financial Statements

Government-wide financial statements provide a broad view of the State's operations conforming to private sector accounting standards and provide both short-term and long-term information regarding the State's overall financial position through the fiscal year end. The government-wide financial statements include the following two statements:

- **Statement of Net Assets** Presents all of the State's assets and liabilities and calculates net assets. Increases or decreases in the State's net assets over time may serve as a useful indicator as to whether or not the State's overall financial position is improving or deteriorating.
- **Statement of Activities** Presents how the State's net assets changed during the fiscal year. All changes in net assets are reported when the underlying event occurs, giving rise to the change, regardless of the timing of related cash flows. This statement also presents a comparison between direct expenses and program revenues for each State function.

Both the Statement of Net Assets and the Statement of Activities have separate sections that report three activities:

- **Governmental Activities** The majority of State service functions fall into this category, which includes Executive, Legislative, and Judicial Branch operations. Governmental activity functions rely heavily on State taxes and federal grant receipts for funding their respective programs and functions.
- **Business-type Activities** Certain State operations are legislatively able to charge fees to external users to recover all or a portion of the cost of the services provided and are therefore classified as business-

type activities. The State Lottery Fund and the Unemployment Compensation Fund are two such examples.

- **Component Units** Legally separate operations and organizations for which the State has financial accountability are considered component units. The State has 22 authorities, of which the Garden State Preservation Trust, New Jersey Building Authority, New Jersey Schools Development Authority, New Jersey Transportation Trust Fund Authority, and the Tobacco Settlement Financing Corporation, Inc. are blended into governmental activities, and 12 college and universities that are reported as component units. These component units operate as business-type activities and are presented in two categories, major and non-major which is determined, generally, by the relative size of the entity's assets, liabilities, revenues, and expenses when compared to the total of the related component units. A list of the State's component units is shown in Notes 1B – Summary of Significant Accounting Policies – Financial Reporting Entity and Note 18 – Component Units in the Notes to the Financial Statements. Audit reports of the individual component units can be obtained from their respective administrative offices.

Reconciliation of Government-wide and Governmental Funds Financial Statements

The Comprehensive Annual Financial Report includes two schedules that reconcile the amount reported on the governmental funds financial statements (modified accrual basis of accounting) with government-wide financial statements (accrual basis of accounting). The following summarizes the major differences between the financial reporting impacts of transitioning from a modified accrual basis of accounting to a full accrual basis of accounting:

- Capital assets used in governmental activities are not reported on governmental funds financial statements.
- Capital outlay spending results in capital assets on the government-wide financial statements, but are reported as expenditures on the governmental funds financial statements.
- Bond and note proceeds result in liabilities on the government-wide financial statements, but are recorded as other financing sources on the governmental funds financial statements.
- Certain other outflows represent either increases or decreases in liabilities on the government-wide financial statements, but are reported as expenditures of the governmental funds financial statements.

The Notes to the Financial Statements provide additional information that is essential to a full understanding of the data provided in the government-wide financial statements and governmental funds financial statements.

Fund Financial Statements

A fund is a fiscal and accounting entity with a self-balancing set of accounts recording cash and other financial resources together with all related liabilities and residual equities or balances, and changes therein, which are segregated for the purpose of carrying on specific activities or attaining certain objectives in accordance with special regulations, restrictions or limitations. The State's fund financial statements reflect financial reporting practices in accordance with this definition. The State's funds, which exclude component units, are divided into three categories—governmental, proprietary, and fiduciary.

- **Governmental Funds Financial Statements** Most direct state services are financed through governmental funds, which are used to account for essentially the same functions reported as governmental activities in the government-wide financial statements. The governmental funds financial statements focus on current inflows and outflows of expendable resources and the expended balances at the end of a fiscal year that are available for future spending. Governmental fund information helps determine whether or not there was an addition or a reduction in financial resources that can be spent in the near future to finance State programs.

The State's governmental funds are the General Fund, Special Revenue Funds, and Capital Projects Funds. These funds are reported using the modified accrual basis of accounting, which measures cash and all other financial assets that can readily be converted to cash. The basic governmental funds financial statements can be found immediately following the government-wide financial statements.

- **Proprietary Funds Financial Statements** Proprietary funds are used to account for State business-type activities. Since these funds charge fees to external users, they are known as enterprise funds. Proprietary funds provide the same information as government-wide financial statements and use the accrual basis of accounting.
- **Fiduciary Funds Financial Statements** Fiduciary funds, which include State pension fund systems, are used to account for resources held by the State for the benefit of parties outside of State government. Fiduciary funds are reported using the accrual basis of accounting, in separate Statements of Fiduciary Net Assets and Changes in Fiduciary Net Assets. Government-wide financial statements exclude fiduciary fund activity and balances since the assets are legislatively restricted in purpose and do not represent discretionary assets the State can use to fund its operations.

Notes to the Financial Statements

The Notes to the Financial Statements provide additional background information that assist the reader in understanding the data provided in the government-wide financial statements and fund financial statements.

Required Supplementary Information

The basic financial statements are followed by a required supplementary information section. This section includes budgetary schedules that reconcile the statutory intent of the program with fund balances in accordance with generally accepted accounting principles at fiscal year end as well as variances between the final budget and actual results on a budgetary basis. Also there is a Schedule of Funding Progress for all Pension and Other Employee Trust Funds.

Combining Financial Statements

Combining financial statements are presented for the non-major governmental, proprietary, and fiduciary funds. Non-major funds are shown in the aggregate in the basic financial statements.

Other Information

Information on New Jersey's capital assets, long-term obligations, and non-major budgetary comparison schedules are displayed in this section. Schedules of Anticipated and Appropriated Revenues provide detailed information on major and miscellaneous taxes, fees, and other revenues. The Schedule of Anticipated Revenue provides further analysis by showing dollar and percentage variances of actual collections as compared to the original anticipation. The Schedule of Appropriations and Expenditures details the comparison of expenditures at the legal level of control to the final budget.

GOVERNMENT-WIDE FINANCIAL ANALYSIS

Net Assets

The State ended Fiscal Year 2008 with combined net assets totaling a negative \$12.7 billion. This amount represents a decrease of \$5.4 billion from the prior fiscal year which includes the State's implementation of GASB Statement No. 45. Restricted net assets include funds used to pay unemployment claims and open space preservation. Capital assets, net of depreciation, are used by the State to provide services to citizens; consequently these assets are not available for future spending. Invested in capital assets, net of related debt, includes land, land improvements, buildings and improvements, machinery and equipment, infrastructure (roads, bridges, and other immovable assets), and construction in progress. The deficit in unrestricted governmental net assets arose primarily as a result of the cost of the State's school facilities construction program, depreciation expense related to capital assets, and certain liabilities that are required to be included in the government-wide financial statements.

Net Assets For Fiscal Year Ended June 30 (Expressed in Millions)

	Governmental Activities		Business-type Activities		Total Primary Government	
	2008	2007*	2008	2007	2008	2007*
Current and other noncurrent assets	\$ 14,770.4	\$ 15,147.4	\$ 2,241.8	\$ 2,130.7	\$ 17,012.2	\$ 17,278.1
Capital assets, net	19,226.2	17,977.3	--	--	19,226.2	17,977.3
Total Assets	33,996.6	33,124.7	2,241.8	2,130.7	36,238.4	35,255.4
Current liabilities	5,500.9	5,382.0	399.3	393.7	5,900.2	5,775.7
Noncurrent liabilities	42,530.7	36,247.7	525.8	593.8	43,056.5	36,841.5
Total Liabilities	48,031.6	41,629.7	925.1	987.5	48,956.7	42,617.2
Net Assets:						
Invested in capital assets, net of related debt	6,868.5	6,452.0	--	--	6,868.5	6,452.0
Restricted	5,492.5	5,796.5	1,316.7	1,143.2	6,809.2	6,939.7
Unrestricted	(26,396.0)	(20,753.5)	--	--	(26,396.0)	(20,753.5)
Total Net Assets	\$ (14,035.0)	\$ (8,505.0)	\$ 1,316.7	\$ 1,143.2	\$ (12,718.3)	\$ (7,361.8)

* Net Assets were restated by \$104.5 million to reflect revised land improvements, software, and building improvements and by \$146.5 million to exclude debt related to other health benefits.

Changes in Net Assets

The State's Fiscal Year 2008 net assets decreased by \$5.4 billion. Approximately 60.5 percent of the State's total revenue came from general taxes, while 20.5 percent was derived from operating grants. Charges for services amounted to 17.9 percent of total revenues, while other items such as capital grants, interest and investment earnings, and miscellaneous revenues accounted for the remainder. State expenditures cover a range of services. The largest expense, 27.9 percent was for educational, cultural, and intellectual development, which includes approximately \$1.0 billion disbursed by the New Jersey Schools Development Authority (a blended component unit) to help finance school facilities construction. Government direction, management and control amounted to 21.3 percent of total expenditures, while physical and mental health amounted to 18.3 percent. Other major expenditures focused on economic planning, development, and security; public safety and criminal justice; and community development and environmental management. During Fiscal Year 2008, governmental activity expense exceeded program revenues. This imbalance was mainly funded through \$31.6 billion of general revenues (mostly taxes and transfers). The remaining \$5.5 billion resulted in a decrease in net assets. Revenues from business-type activities in Fiscal Year 2008 exceeded expenses by \$843.8 million.

Statement of Activities For Fiscal Year Ended June 30 (Expressed in Millions)

	Governmental Activities		Business-type Activities		Primary Government Total	
	2008	2007	2008	2007	2008	2007
Revenues						
Program revenues						
Charges for services	\$ 4,426.5	\$ 4,450.7	\$ 4,559.3	\$ 4,307.4	\$ 8,985.8	\$ 8,758.1
Operating grants	10,231.0	10,032.7	71.3	73.3	10,302.3	10,106.0
Capital grants	116.6	108.5	--	--	116.6	108.5
General revenues						
General taxes	30,441.3	28,983.4	--	--	30,441.3	28,983.4
Interest and investment earnings	181.3	271.7	--	--	181.3	271.7
Miscellaneous	753.6	752.9	--	--	753.6	752.9
Total Revenues	46,150.3	44,599.9	4,630.6	4,380.7	50,780.9	48,980.6
Expenses						
Public safety and criminal justice	3,211.8	3,189.7	--	--	3,211.8	3,189.7
Physical and mental health	10,177.4	9,682.1	--	--	10,177.4	9,682.1
Educational, cultural, and intellectual development	15,545.6	14,968.4	--	--	15,545.6	14,968.4
Community development and environmental management	2,502.0	2,484.5	--	--	2,502.0	2,484.5
Economic planning, development, and security	5,487.7	5,300.7	--	--	5,487.7	5,300.7
Transportation programs	1,717.9	2,913.0	--	--	1,717.9	2,913.0
Government direction, management, and control	11,865.8	5,835.8	--	--	11,865.8	5,835.8
Special government services	344.1	327.5	--	--	344.1	327.5
Interest expense	1,048.3	975.0	--	--	1,048.3	975.0
State Lottery Fund	--	--	1,667.6	1,544.2	1,667.6	1,544.2
Unemployment Compensation Fund	--	--	2,119.2	1,937.4	2,119.2	1,937.4
Health Benefits	--	--	--	--	--	--
Total Expenses	51,900.6	45,676.7	3,786.8	3,481.6	55,687.4	49,158.3
Excess (Deficiency) Before Contributions and Transfers	(5,750.3)	(1,076.8)	843.8	899.1	(4,906.5)	(177.7)
Transfers	220.3	883.2	(670.3)	(883.2)	(450.0)	--
Increase (Decrease) in Net Assets	(5,530.0)	(193.6)	173.5	15.9	(5,356.5)	(177.7)
Net Assets - July 1	(8,505.0) *	(8,311.4)	1,143.2	1,127.3	(7,361.8)	(7,184.1)
Net Assets - June 30	\$ (14,035.0)	\$ (8,505.0) *	\$ 1,316.7	\$ 1,143.2	\$ (12,718.3)	\$ (7,361.8)

* July 1, 2007 net assets were restated for an increase of \$251.0 million.

Primary Government – Fiscal Year 2008 Revenues and Expenditures

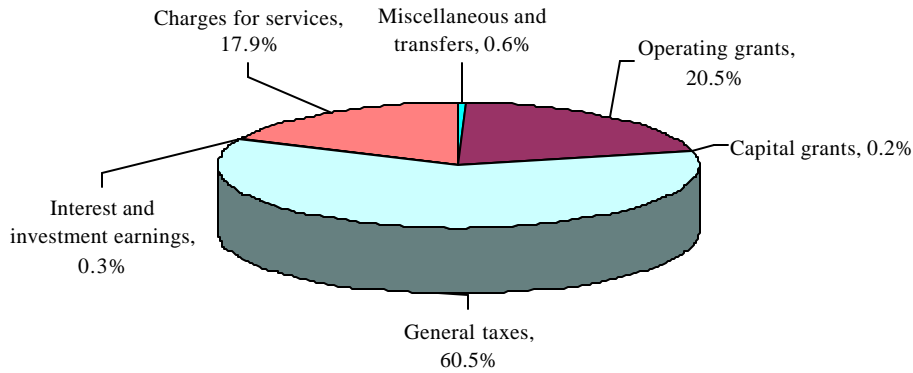
During Fiscal Year 2008, State revenues, including transfers, totaled \$50.3 billion, an increase of \$1.4 billion from the prior fiscal year. This amount reflects a full year effect of an increase in the Sales and Use Tax rate to 7.0 percent from 6.0 percent and the broadening of the Sales and Use Tax base. General taxes totaled \$30.4 billion and accounted for 60.5 percent of total State revenues for Fiscal Year 2008. The State's Gross Income Tax totaled \$12.6 billion, the Sales and

Use Tax totaled \$9.1 billion, and the Corporation Business Tax totaled \$3.1 billion. The State's three major taxes comprised 81.2 percent of the total general taxes that were collected during Fiscal Year 2008.

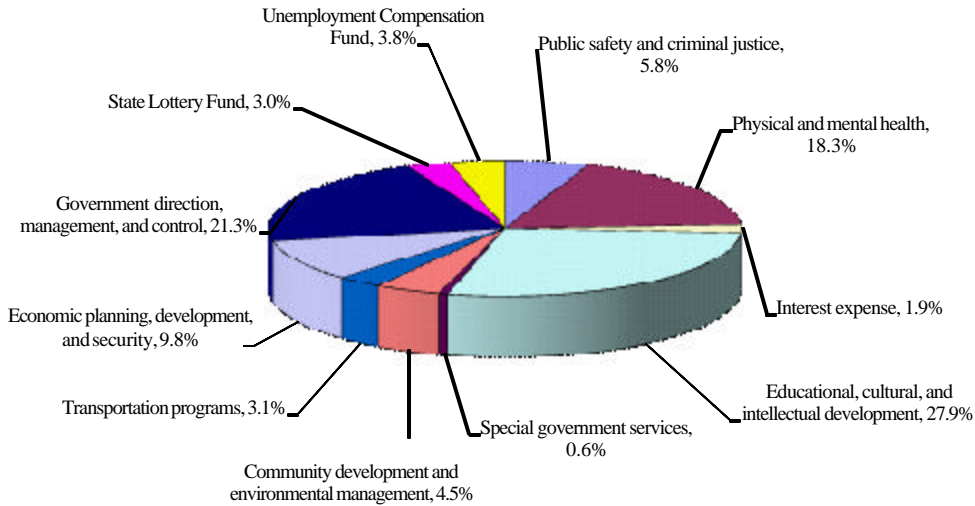
Fiscal Year 2008 expenditures totaled \$55.7 billion, an increase of \$6.5 billion from the prior fiscal year. Government direction, management and control increased by \$6.0 billion. Of that amount, \$3.2 billion reflects the State's implementation of GASB Statement No. 45 for OPEB, while another \$1.0 billion reflects increases in the State's net pension obligation. A \$1.2 billion decrease in spending for transportation programs was offset by increases of \$577.2 million for educational, cultural and intellectual development, \$495.4 million for physical and mental health, and \$187.0 million for economic planning, development, and security. Overall, 46.2 percent of all State expenditures occurred in the areas of education, higher education, and physical and mental health.

The following pie charts depict primary government activities for revenues and expenditures for the fiscal year ended June 30, 2008:

**Revenues – Primary Government
Fiscal Year Ended June 30, 2008**



**Expenditures – Primary Government
Fiscal Year Ended June 30, 2008**



Please see the Statistical Section for current and prior fiscal year revenue and expenditure comparisons.

Component Units

Combined operating revenues and expenses for the State's component units for Fiscal Year 2008 amounted to \$9.4 billion and \$10.6 billion respectively. Total operations along with other revenue and expenses contributed to total combined net assets at fiscal year end of \$15.4 billion. The component units received \$1.6 billion in State appropriations during Fiscal Year 2008.

MAJOR GOVERNMENTAL FUNDS FINANCIAL ANALYSIS

The focus of the State's major governmental funds reported in the fund financial statements is on near term inflows, outflows, and balance of expendable resources, which are essential elements in assessing the State's financing needs and serve as useful measures of the government's net resources available for future spending. The State's governmental funds reported June 30, 2008 fund balances of \$10.2 billion. The \$473.2 million decrease in fund balance was primarily from a reduction in the Property Tax Relief Fund resulting from spending the Fiscal Year 2007 dedication in Fiscal Year 2008. This amount represented approximately one full year's worth of one-half percent of the Sales and Use Tax collections that are constitutionally dedicated for property tax relief.

General Fund

The General Fund is the State's chief operating fund and is the fund into which all State revenues, not otherwise restricted by statute, are deposited. The General Fund's ending fund balance totaled \$4.5 billion, of which \$2.8 billion represented unreserved fund balances. During Fiscal Year 2008, total fund balance decreased by \$60.5 million. The Surplus Revenue Fund is an account within the State's General Fund that is used as a "Rainy Day Fund." Surplus revenue is defined as an amount equivalent to 50.0 percent of the excess between the amount certified by the Governor at the time of the approval of the annual Appropriations Act and the amount of General Fund revenue reported from the annual financial report of the General Fund for that fiscal year. As of June 30, 2008 the State's Surplus Revenue Fund had a balance of \$734.7 million. During Fiscal Year 2008, the State withdrew \$24.8 million from the Surplus Revenue Fund. This fund benefited from \$19.6 million in interest earnings that accrued on its fund balance during the fiscal year, as well as a \$255.3 million mandatory deposit that was made.

On a budgetary basis, general revenues of \$28.4 billion were \$2.9 billion lower than the final budget. The negative variance was primarily the result of unearned federal and other grant revenues of \$1.3 billion, and declines in other revenues of \$1.0 billion, services and assessments of \$486.4 million, and licenses and fees of \$314.5 million. These negative variances were offset by taxes, which were \$201.5 million above final budget. Federal and other grant revenues are not earned unless there has been a grant award and eligible grant expenses incurred. To the extent that Federal and grant appropriations are made in anticipation of grant awards and the incurrence of grant expenditures, grant revenues are budgeted.

Total expenditures were \$3.5 billion lower than original appropriations set forth in the annual Appropriations Act plus supplemental appropriations enacted during the fiscal year. A major cause for under spending resulted from the State's historical practice of over appropriating federal funds. This practice allows the State to receive the maximum federal dollars that become available. During Fiscal Year 2008, the State's appropriation of federal funds and other grants exceeded expenditures by \$1.3 billion. These excess appropriations are available for use in future years. From a program perspective, under spending in Fiscal Year 2008 includes, \$681.0 million from physical and mental health; \$634.6 million from community development and environmental management; \$626.7 million from government direction, management and control; \$529.4 million from economic planning, development and security; \$512.8 million from public safety and criminal justice; \$352.0 million from educational, cultural, and intellectual development; \$107.8 million from special government services; and \$47.0 million from transportation.

Property Tax Relief Fund

The Property Tax Relief Fund accounts for revenues from the Gross Income Tax and one-half percent of the Sales and Use Tax that is constitutionally dedicated for property tax relief. Appropriations from this fund must be used exclusively for the constitutional purpose of reducing or offsetting property taxes. During Fiscal Year 2008, \$13.9 billion of property tax relief expenditures were made. The Property Tax Relief Fund's Fiscal Year 2008 ending unreserved – undesignated fund balance is \$98.9 million.

PROPRIETARY FUNDS FINANCIAL ANALYSIS

State Lottery Fund

Monies derived from the sale of State lottery tickets are deposited into this fund. Disbursements are authorized for the payment of prizes to holders of winning lottery tickets, vendor fees in the production and distribution of lottery tickets, and for the administrative expenses of the Division of State Lottery. Available fund balances are transferred to

the State's General Fund in support of the amounts annually appropriated for State institutions and for education. The present value of obligations for future installment payments of lottery prizes, which are funded by the purchase of deposit fund contracts and United States Government Treasury securities, are accounted for in this fund.

In Fiscal Year 2008, gross revenues totaled \$2.6 billion, of which \$1.5 billion was returned in prizes, \$882.1 million went to state education and institutions, \$196.5 million was paid to sales agents and ticket vendors, and \$22.9 million covered Lottery operational and promotional expenses. As of June 30, 2008, the State Lottery, since its inception, has generated over \$44.4 billion in gross revenues, \$23.4 billion in prizes, and contributed \$17.3 billion to the State.

Unemployment Compensation Fund

The Unemployment Compensation Fund accounts for monies deposited from employers and employees contributions for unemployment compensation, amounts credited or advances made by the Federal Government, and amounts received from any other source. After consideration is given to any claim for refund of overpayment of contributions, the Division of Employment Security transfers the remainder to the Treasurer of the United States for credit to the State of New Jersey Unemployment Compensation Fund. During Fiscal Year 2008, \$260.0 million was deposited into the State of New Jersey Unemployment Compensation Fund from the State's General Fund to provide benefits for unemployed workers.

CAPITAL ASSETS AND DEBT ADMINISTRATION

Capital Assets

Administration of the State's capital assets falls under the purview of the Department of the Treasury. Capital assets are recorded in the State's capital asset system in the New Jersey Office of Management and Budget. The State has identified a significant amount of capital investment requirements for State facilities through the New Jersey Capital Budgeting and Planning Commission. Additionally, the Department of Transportation has identified significant requirements for additional bridge repair and maintenance. The budget and planning process prioritizes these requirements and recommends funding to meet them.

The Fiscal Year 2008 capital budget included \$3.1 billion of State and matching federal funds for both the Department of Transportation and the New Jersey Transit Corporation. The State's share, funded through the New Jersey Transportation Trust Fund Authority, produced \$800.0 million for State highways, \$175.0 million for local highways, and \$625.0 million for mass transit. During Fiscal Year 2008, the New Jersey Economic Development Authority issued \$1.3 billion of School Facilities Construction Bonds to help fund the New Jersey Schools Development Authority's program. As of June 30, 2008, a total of \$7.4 billion of the \$8.6 billion school facilities construction bond program has been issued. For Fiscal Year 2008, another \$98.0 million of State funds were appropriated to the Garden State Preservation Trust for conservation purposes, while 4.0 percent of the Corporation Business Tax was appropriated to fund hazardous discharge cleanup, underground storage tank improvements, and surface water quality projects.

Capital asset data is shown below. The State's investment in capital assets, net of accumulated depreciation, totaled \$19.2 billion as of June 30, 2008. Depreciation charges for Fiscal Year 2008 totaled \$571.4 million.

Capital Assets (Net of Depreciation) As of June 30 (Expressed in Millions)

	Total Primary Government	
	2008	2007*
Land and Easements	\$ 4,340.4	\$ 4,184.0
Land Improvements	92.0	94.0
Buildings and Improvements	1,305.8	1,298.4
Machinery, Equipment, and Software	273.9	192.5
Infrastructure	10,066.5	9,098.1
Sub-Total	16,078.6	14,867.0
Construction-In-Progress	3,147.6	3,110.3
Total	\$ 19,226.2	\$ 17,977.3

* Fiscal Year 2007 Capital Assets, net of depreciation has been restated for an increase of \$104.5 million.

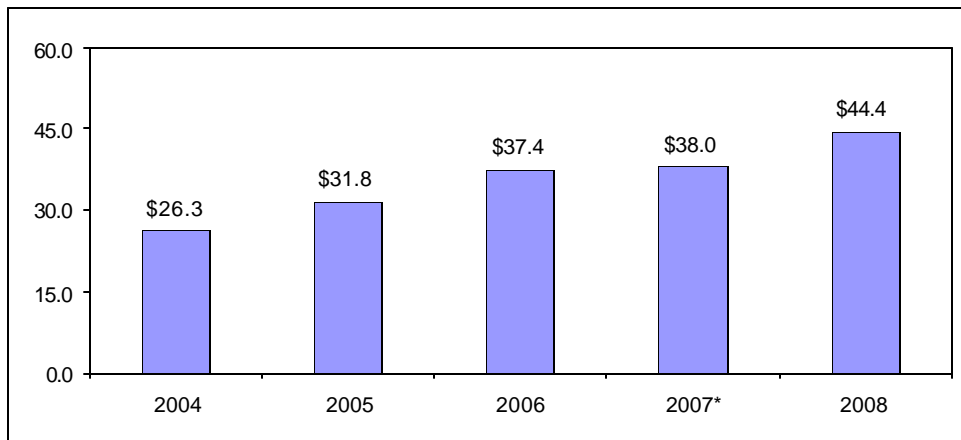
The funding for capital investment requirements are derived either from the State's operating budget or from legislative or voter approved bonded debt.

More detailed information about the State's capital assets is presented in the Notes to the Financial Statements, Note 7 – Capital Assets.

Debt Administration

As of June 30, 2008, New Jersey's outstanding long-term obligations totaled \$44.4 billion, a \$6.4 billion increase over the prior fiscal year. Long-term bonded debt obligations totaled \$33.9 billion, while other long-term obligations totaled \$10.5 billion. This amount reflects a \$3.2 billion increase due to the implementation of GASB Statement No. 45 – *Accounting and Financial Reporting by Employers for Postemployment Benefits Other than Pensions* which has required the State to begin recording liabilities covering OPEB. In addition, the State has \$8.3 billion of legislatively authorized bonding capacity that has not yet been issued. During Fiscal Year 2008, the legislatively authorized bonding capacity decreased by \$2.6 billion (See Statistical Section – Legislatively Authorized But Unissued Debt, 2008 and 2007). The State's long-term obligations for the past five fiscal years are shown below:

**Long-Term Obligations
Fiscal Year 2004 to Fiscal Year 2008
(Expressed in Billions)**



* Fiscal Year 2007 Long-term obligations has been restated to reflect the exclusion of \$146.5 million in Other Health Benefits.

More detailed information about the State's long-term obligations is presented in the Notes to the Financial Statements, Note 10 – Long-term Obligations.

Standard & Poor's Corporation, Moody's Investors Service, and Fitch Ratings rate the State's outstanding bonded debt. The State's short-term and long-term general obligation credit ratings did not change during Fiscal Year 2008. At any time in the future, with or without notice, the State's credit ratings may change. As of June 30, 2008, the State's short-term and long-term, general obligation credit ratings are as follows:

<u>Rating Agency</u>	<u>Short-Term</u>	<u>Long-Term</u>
Standard & Poor's Corporation	SP-1+	AA
Moody's Investors Service	MIG 1	Aa3
Fitch Ratings	F1+	AA-

ECONOMIC CONDITION AND OUTLOOK

New Jersey's economy weakened significantly subsequent to June 30, 2008. The New Jersey and national economies are expected to continue to experience further deterioration in near term economic growth in 2009. The

latest New Jersey economic forecasts from Global Insight, Moody's Economy.com, and Rutgers University project recessionary conditions to continue through 2009, with credit still tight and financial markets under turmoil.

The future economic outlook hinges on the success of the federal economic stimulus package and supportive fiscal and monetary policies. Availability of credit, stability in the financial markets and improvements in consumer and business confidence are critical factors necessary for an economic turnaround nationally and in New Jersey.

The State and the nation may experience further near term deterioration in growth and the expected pace of economic expansion may decline further if consumers, investors, and businesses become more concerned about the impact of the economic stimulus on the job situation, credit availability, financial market stress, and geopolitical tension. To a large extent, the future direction of the economy nationally and in New Jersey hinges on the assumptions regarding economic recession, energy prices, and stability in financial markets. Based on information available as of the date hereof, economic conditions of the State may begin to stabilize in 2010, but there are no assurances that this will occur.

REQUEST FOR INFORMATION

This Comprehensive Annual Financial Report for the fiscal year ended June 30, 2008 is designed to provide a general overview of the State of New Jersey's finances to our citizens, taxpayers, customers, investors, and creditors and to demonstrate the State's accountability for the money it receives and the stewardship over its resources. Requests concerning any of the data presented in this Comprehensive Annual Financial Report for the fiscal year ended June 30, 2008 or for additional information should be addressed to the State of New Jersey, Office of Management and Budget, P.O. Box 221, 33 West State Street, Trenton, New Jersey, 08625. Historical copies of the Comprehensive Annual Financial Report, the State Budget, and the Appropriations Handbook are also available at the following website: www.state.nj.us/treasury/omb.