

ESSEX COUNTY BOARD OF TAXATION

2016



ABSTRACT OF RATABLES

Commissioners

James R. Matarazzo, Jr., President

Joseph A. DeFuria, Esq.

Ian R. Grodman, Esq.

Everett M. Johnson, Esq.

Luis M. Linares

Mary Devon O'Brien

Peter G. Stewart, Esq.

County Tax Administrator

Joan Codey Durkin, CTA

*Essex County Board of Taxation
50 South Clinton Street, Suite 5200
East Orange, New Jersey 07018*

Phone: 973-395-8525

Fax: 973-395-8481

Website: www.essextaxboard.com

2016 ABSTRACT OF RATABLES FOR THE COUNTY OF ESSEX

TAXING DISTRICTS	1		2	3	4	5	6
	TAXABLE VALUE		TAXABLE VALUE OF LAND AND IMPROVEMENTS (COL 1A+1B)	TOTAL TAXABLE VALUE OF PARTIAL EXEMPTIONS & ABATEMENTS (ASSESSED VAL.)	NET TAXABLE VALUE OF LAND & IMPROVEMENTS (COL 2-3)	TAXABLE VALUE COMMUNICATION EQUIPMENT	NET TAXABLE VALUE (COL 4+5)
	(A) LAND	(B) IMPROVEMENTS (INCLUDES PARTIAL EXEMPTIONS & ABATEMENTS)					
01:BELLEVILLE TWP	1,182,940,843	1,496,107,387	2,679,048,230	0	2,679,048,230	5,912,200	2,684,960,430
02:BLOOMFIELD TWP	1,805,504,300	2,235,708,800	4,041,213,100	16,660,000	4,024,553,100	6,989,100	4,031,542,200
03:CALDWELL BORO	561,282,800	430,905,100	992,187,900	0	992,187,900	3,177,900	995,365,800
04:CEDAR GROVE TWP	1,140,200,300	1,075,045,300	2,215,245,600	0	2,215,245,600	1,476,000	2,216,721,600
05:EAST ORANGE CITY	677,225,400	1,808,162,500	2,485,387,900	10,635,300	2,474,752,600	6,519,347	2,481,271,947
06:ESSEX FELLS BORO	394,331,800	357,425,000	751,756,800	0	751,756,800	202,000	751,958,800
07:FAIRFIELD TWP	1,027,436,400	1,554,994,880	2,582,431,280	0	2,582,431,280	6,669,400	2,589,100,680
08:GLEN RIDGE BORO	770,238,500	609,780,600	1,380,019,100	0	1,380,019,100	490,800	1,380,509,900
09:IRVINGTON TWP	427,971,800	1,388,194,750	1,816,166,550	0	1,816,166,550	6,597,019	1,822,763,569
10:LIVINGSTON TWP	3,871,982,980	3,324,463,215	7,196,446,195	0	7,196,446,195	9,738,270	7,206,184,465
11:MAPLEWOOD TWP	1,524,914,000	1,529,789,900	3,054,703,900	0	3,054,703,900	2,278,820	3,056,982,720
12:MILLBURN TWP	3,137,229,900	5,038,875,100	8,176,105,000	0	8,176,105,000	6,246,215	8,182,351,215
13:MONTCLAIR TWP	2,607,112,600	3,103,261,600	5,710,374,200	0	5,710,374,200	8,386,600	5,718,760,800
14:NEWARK CITY	4,152,366,900	8,049,757,600	12,202,124,500	48,084,400	12,154,040,100	82,061,076	12,236,101,176
15:NORTH CALDWELL BORO	726,763,500	864,465,900	1,591,229,400	0	1,591,229,400	472,000	1,591,701,400
16:NUTLEY TWP	1,392,238,200	1,856,505,300	3,248,743,500	0	3,248,743,500	9,100	3,248,752,600
17:ORANGE CITY TWP	387,367,100	896,535,300	1,283,902,400	1,250,800	1,282,651,600	2,162,247	1,284,813,847
18:ROSELAND BORO	778,779,700	920,264,200	1,699,043,900	0	1,699,043,900	1,559,200	1,700,603,100
19:SOUTH ORANGE TWP	886,740,900	1,344,022,300	2,230,763,200	0	2,230,763,200	4,168,303	2,234,931,503
20:VERONA TWP	999,251,200	1,017,134,700	2,016,385,900	0	2,016,385,900	1,366,500	2,017,752,400
21:WEST CALDWELL TWP	1,095,943,200	1,146,623,900	2,242,567,100	0	2,242,567,100	1,425,500	2,243,992,600
22:WEST ORANGE TWP	2,293,220,200	3,297,224,100	5,590,444,300	0	5,590,444,300	9,244,225	5,599,688,525
ESSEX	31,841,042,523	43,345,247,432	75,186,289,955	76,630,500	75,109,659,455	167,151,822	75,276,811,277

2016 ABSTRACT OF RATABLES FOR THE COUNTY OF ESSEX

TAXING DISTRICTS	7	8	9		10		11
	GENERAL TAX RATE PER \$100	COUNTY EQUALI- ZATION RATIO	TRUE VALUE		EQUALIZATION		
			(A) UEZ ABATEMENT EXPIRED	(B) CLASS II RAILROADS	(A) AMOUNTS DEDUCTED	(B) AMOUNTS ADDED	
01: BELLEVILLE TWP	3.834	96.30%	0	0		128,305,879	2,813,266,309
02: BLOOMFIELD TWP	3.860	95.31%	0	0		226,580,309	4,258,122,509
03: CALDWELL BORO	2.712	89.89%	0	0		116,597,338	1,111,963,138
04: CEDAR GROVE TWP *	* 2.226	95.43%	0	0		113,698,758	2,330,420,358
05: EAST ORANGE CITY	5.103	91.95%	0	0		248,361,539	2,729,633,486
06: ESSEX FELS BORO	2.031	98.41%	0	0		12,443,037	764,401,837
07: FAIRFIELD TWP	2.203	85.80%	0	0		452,579,249	3,041,679,929
08: GLEN RIDGE BORO	3.504	88.28%	0	0		184,553,628	1,565,063,528
09: IRVINGTON TWP	5.552	89.53%	0	0		227,952,970	2,050,716,539
10: LIVINGSTON TWP	2.500	93.61%	0	0		508,745,812	7,714,930,277
11: MAPLEWOOD TWP	3.685	87.67%	0	0		438,768,149	3,495,750,869
12: MILLBURN TWP	2.154	86.30%	0	0		1,321,729,060	9,504,080,275
13: MONTCLAIR TWP	3.634	84.17%	0	0		1,087,061,863	6,805,822,663
14: NEWARK CITY	3.440	93.08%	0	0		1,536,177,594	13,772,278,770
15: NORTH CALDWELL BORO	2.248	92.12%	0	0		137,387,355	1,729,088,755
16: NUTLEY TWP	3.370	90.63%	0	0		355,628,285	3,604,380,885
17: ORANGE CITY TWP	4.778	89.64%	0	0		166,999,781	1,451,813,628
18: ROSELAND BORO	2.218	93.93%	0	0		117,729,521	1,818,332,621
19: SOUTH ORANGE TWP	3.828	85.28%	0	0		390,066,132	2,624,997,635
20: VERONA TWP	3.063	87.22%	0	0		301,898,556	2,319,650,956
21: WEST CALDWELL TWP	2.363	97.84%	0	0		59,588,822	2,303,581,422
22: WEST ORANGE TWP	3.890	93.90%	0	0		381,667,995	5,981,356,520
ESSEX		%	0	0		8,514,521,632	83,791,332,909

* EXCLUDES GARBAGE DISTRICT RATE OF 0.071

2016 ABSTRACT OF RATABLES FOR THE COUNTY OF ESSEX

SECTION 12 - A

TAXING DISTRICT	(i)	(ii)				(iii)	(iv)	(v)
	TOTAL COUNTY TAXES APPORTIONED	ADJUSTMENTS RESULTING FROM:				NET COUNTY TAXES APPORTIONED	MUNICIPAL BUDGET STATE AID	NET COUNTY TAXES APPORTIONED LESS STATE AID (COL.12 AIII-12AIV-COUNTY BPP ADJUSTMENT)
		(A)		(B)				
		EQUAL TABLE APPEALS		APPEALS & CORRECTIONS				
DEDUCT OVERPAY	ADD UNDERPAY	DEDUCT OVERPAY	ADD UNDERPAY					
01: BELLEVILLE TWP	14,262,250.22	.00	.00	82,993.26	.00	14,179,256.96	.00	14,179,256.96
02: BLOOMFIELD TWP	21,587,152.45	.00	.00	87,048.25	.00	21,500,104.20	.00	21,500,104.20
03: CALDWELL BORO	5,637,253.91	.00	.00	6,393.47	.00	5,630,860.44	.00	5,630,860.44
04: CEDAR GROVE TWP	11,814,394.59	.00	.00	24,819.60	.00	11,789,574.99	.00	11,789,574.99
05: EAST ORANGE CITY	13,838,261.84	.00	.00	63,992.63	.00	13,774,269.21	.00	13,774,269.21
06: ESSEX FELLS BORO	3,875,242.89	.00	.00	18,529.97	.00	3,856,712.92	.00	3,856,712.92
07: FAIRFIELD TWP	15,420,225.28	.00	.00	416,603.47	.00	15,003,621.81	.00	15,003,621.81
08: GLEN RIDGE BORO	7,934,310.23	.00	.00	4,380.16	.00	7,929,930.07	.00	7,929,930.07
09: IRVINGTON TWP	10,396,396.65	.00	.00	52,565.72	.00	10,343,830.93	.00	10,343,830.93
10: LIVINGSTON TWP	39,111,926.84	.00	.00	665,381.37	.00	38,446,545.47	.00	38,446,545.47
11: MAPLEWOOD TWP	17,722,201.93	.00	.00	85,116.48	.00	17,637,085.45	.00	17,637,085.45
12: MILLBURN TWP	48,182,275.03	.00	.00	820,200.67	.00	47,362,074.36	.00	47,362,074.36
13: MONTCLAIR TWP	34,503,077.61	.00	.00	124,340.82	.00	34,378,736.79	.00	34,378,736.79
14: NEWARK CITY	69,820,509.12	.00	.00	841,850.80	.00	68,978,658.32	.00	68,978,658.32
15: NORTH CALDWELL BORO	8,765,859.24	.00	.00	10,416.28	.00	8,755,442.96	.00	8,755,442.96
16: NUTLEY TWP	18,272,917.11	.00	.00	17,685.31	.00	18,255,231.80	904,096.00	17,351,135.80
17: ORANGE CITY TWP	7,360,173.89	.00	.00	105,791.27	.00	7,254,382.62	.00	7,254,382.62
18: ROSELAND BORO	9,218,293.61	.00	.00	19,387.66	.00	9,198,905.95	.00	9,198,905.95
19: SOUTH ORANGE TWP	13,307,795.64	.00	.00	79,789.99	.00	13,228,005.65	.00	13,228,005.65
20: VERONA TWP	11,759,797.59	.00	.00	5,880.14	.00	11,753,917.45	.00	11,753,917.45
21: WEST CALDWELL TWP	11,678,330.82	.00	.00	44,351.20	.00	11,633,979.62	.00	11,633,979.62
22: WEST ORANGE TWP	30,323,330.27	.00	.00	113,449.98	.00	30,209,880.29	.00	30,209,880.29
ESSEX	424,791,976.76	.00	.00	3,690,968.50	.00	421,101,008.26	904,096.00	420,196,912.26

2016 ABSTRACT OF RATABLES FOR THE COUNTY OF ESSEX

TAXING DISTRICTS	SECTION 12 - B			SECTION 12 - C		
	(A)	(B)	(C)	LOCAL TAXES TO BE RAISED FOR:		
	COUNTY LIBRARY TAXES APPORTIONED	COUNTY HEALTH SERVICE TAXES APPORTIONED	COUNTY OPEN SPACE TAXES APPORTIONED	(i) DISTRICT SCHOOL PURPOSES		
				(A) DISTRICT SCHOOL (adjusted for BPP)	(B) REG., CONSOL. & JOINT SCHOOL (adjusted for BPP)	(C) LOCAL SCHOOL (adjusted for BPP)
01:BELLEVILLE TWP	.00	.00	423,498.82	38,667,832.00	.00	.00
02:BLOOMFIELD TWP	.00	.00	642,193.13	73,242,040.00	.00	.00
03:CALDWELL BORO	.00	.00	168,242.30	.00	13,681,544.00	.00
04:CEDAR GROVE TWP	.00	.00	352,184.76	26,869,964.00	.00	.00
05:EAST ORANGE CITY	.00	.00	411,418.62	21,580,904.00	.00	.00
06:ESSEX FELLS BORO	.00	.00	115,204.01	4,360,455.00	3,230,320.00	.00
07:FAIRFIELD TWP	.00	.00	446,906.97	10,849,931.00	15,939,297.00	.00
08:GLEN RIDGE BORO	.00	.00	236,933.39	29,042,089.00	.00	.00
09:IRVINGTON TWP	.00	.00	309,002.42	17,459,529.00	.00	1,857,642.20
10:LIVINGSTON TWP	.00	.00	1,147,519.33	106,771,328.00	.00	.00
11:MAPLEWOOD TWP	.00	.00	526,785.48	.00	65,254,039.00	.00
12:MILLBURN TWP	.00	.00	1,411,970.28	82,966,075.00	.00	.00
13:MONTCLAIR TWP	.00	.00	1,026,905.44	109,921,598.00	.00	7,383,100.00
14:NEWARK CITY	.00	.00	2,055,772.66	118,306,118.00	.00	5,537,179.00
15:NORTH CALDWELL BORO	.00	.00	261,604.26	12,548,075.00	8,090,930.00	.00
16:NUTLEY TWP	.00	.00	545,389.22	52,686,922.00	.00	.00
17:ORANGE CITY TWP	.00	.00	216,349.08	11,809,218.00	.00	147,304.00
18:ROSELAND BORO	.00	.00	274,831.59	8,192,042.00	9,413,525.00	.00
19:SOUTH ORANGE TWP	.00	.00	395,172.23	.00	48,937,633.00	.00
20:VERONA TWP	.00	.00	351,192.01	33,837,415.00	.00	.00
21:WEST CALDWELL TWP	.00	.00	347,295.53	.00	28,204,296.00	.00
22:WEST ORANGE TWP	.00	.00	902,331.27	132,632,637.00	.00	.00
ESSEX	.00	.00	12,568,702.80	891,744,172.00	192,751,584.00	14,925,225.20

2016 ABSTRACT OF RATABLES FOR THE COUNTY OF ESSEX

TAXING DISTRICTS	SECTION 12 - C			SECTION 12 - D
	LOCAL TAXES TO BE RAISED FOR:			TOTAL LEVY ON WHICH TAX RATE IS COMPUTED
	(ii) LOCAL MUNICIPAL PURPOSES			
	(A) MUNICIPAL BUDGET (adjusted for BPP)	(B) MUNICIPAL OPEN SPACE BUDGET	(C) MUNICIPAL LIBRARY BUDGET	
01:BELLEVILLE TWP	48,720,672.05	.00	930,150.51	102,921,410.34
02:BLOOMFIELD TWP	58,598,282.48	201,577.11	1,415,437.00	155,599,633.92
03:CALDWELL BORO	7,033,270.78	99,536.59	373,516.71	26,986,970.82
04:CEDAR GROVE TWP	9,550,342.18	.00	769,808.71	49,331,874.64
05:EAST ORANGE CITY	89,447,376.18	494,950.52	902,814.48	126,611,733.01
06:ESSEX FELLS BORO	3,706,760.57	.00	.00	15,269,452.50
07:FAIRFIELD TWP	13,512,489.42	258,910.00	1,017,645.00	57,028,801.20
08:GLEN RIDGE BORO	10,641,721.83	.00	519,818.24	48,370,492.53
09:IRVINGTON TWP	70,522,859.00	.00	691,271.37	101,184,134.92
10:LIVINGSTON TWP	30,858,302.82	360,309.00	2,550,429.32	180,134,433.94
11:MAPLEWOOD TWP	27,733,807.00	305,698.27	1,165,492.00	112,622,907.20
12:MILLBURN TWP	41,351,080.66	.00	3,150,928.71	176,242,129.01
13:MONTCLAIR TWP	52,801,180.22	.00	2,273,956.27	207,785,476.72
14:NEWARK CITY	217,901,315.82	3,670,830.25	4,419,334.00	420,869,208.05
15:NORTH CALDWELL BORO	6,111,993.05	.00	.00	35,768,045.27
16:NUTLEY TWP	37,687,738.87	.00	1,191,611.13	109,462,797.02
17:ORANGE CITY TWP	41,480,699.90	.00	479,235.09	61,387,188.69
18:ROSELAND BORO	9,691,881.92	340,120.62	598,609.24	37,709,916.32
19:SOUTH ORANGE TWP	21,873,658.96	223,493.15	874,000.88	85,531,963.87
20:VERONA TWP	15,075,596.90	.00	767,173.10	61,785,294.46
21:WEST CALDWELL TWP	12,059,347.00	.00	762,021.00	53,006,939.15
22:WEST ORANGE TWP	51,933,857.13	145,460.49	1,988,181.00	217,812,347.18
ESSEX	878,294,234.74	6,100,886.00	26,841,433.76	2,443,423,150.76

2016 ABSTRACT OF RATABLES FOR THE COUNTY OF ESSEX

TAXING DISTRICTS	SECTION 13						
	REAL PROPERTY EXEMPT FROM TAXATION						
	(A) PUBLIC SCHOOL	(B) OTHER SCHOOL	(C) PUBLIC PROPERTY	(D) CHURCH AND CHARITABLE	(E) CEMETERIES AND GRAVEYARDS	(F) OTHER EXEMPTS	(G) TOTAL AMOUNT OF EXEMPTS (13A+B+C+D+E+F)
01:BELLEVILLE TWP	80,913,000	10,214,000	102,999,300	53,764,530	14,091,400	98,294,150	360,276,380
02:BLOOMFIELD TWP	115,240,600	85,417,600	125,039,300	83,405,100	12,360,500	55,261,800	476,724,900
03:CALDWELL BORO	14,810,900	46,835,100	17,579,500	27,138,300	7,589,400	14,362,300	128,315,500
04:CEDAR GROVE TWP	44,512,800	0	101,318,000	42,777,700	0	11,467,900	200,076,400
05:EAST ORANGE CITY	285,899,500	26,545,000	408,588,560	150,881,100	3,565,600	174,649,700	1,050,129,460
06:ESSEX FELS BORO	6,726,400	2,213,000	91,397,300	8,216,700	0	0	108,553,400
07:FAIRFIELD TWP	28,462,600	3,421,100	42,523,000	10,324,300	203,000	114,810,300	199,744,300
08:GLEN RIDGE BORO	51,300,100	0	37,505,510	9,723,000	7,481,400	7,600,600	113,610,610
09:IRVINGTON TWP	117,207,800	0	70,319,100	70,500,415	3,212,000	33,735,237	294,974,552
10:LIVINGSTON TWP	213,118,100	118,786,200	231,562,600	535,353,900	403,500	60,804,600	1,160,028,900
11:MAPLEWOOD TWP	105,434,700	0	626,225,100	44,383,100	0	36,792,000	812,834,900
12:MILLBURN TWP	84,632,900	20,150,200	315,280,100	75,989,500	3,590,800	14,805,600	514,449,100
13:MONTCLAIR TWP	119,227,700	87,502,700	130,275,300	177,538,800	8,296,200	149,261,500	672,102,200
14:NEWARK CITY	1,104,429,600	1,166,864,000	5,846,942,500	1,261,247,600	109,804,600	1,766,758,200	11,256,046,500
15:NORTH CALDWELL BORO	132,427,700	0	19,457,600	17,571,900	0	4,380,300	173,837,500
16:NUTLEY TWP	66,971,252	10,056,826	49,437,816	45,200,605	2,381,700	26,616,400	200,664,599
17:ORANGE CITY TWP	106,651,872	9,328,500	101,787,500	72,252,200	17,462,700	141,898,800	449,381,572
18:ROSELAND BORO	9,421,800	0	31,157,680	14,165,600	100,800	2,962,000	57,807,880
19:SOUTH ORANGE TWP	48,695,700	339,208,600	52,626,000	72,611,400	0	156,453,600	669,595,300
20:VERONA TWP	74,462,800	4,390,700	98,300,000	33,917,700	0	51,892,200	262,963,400
21:WEST CALDWELL TWP	58,335,600	15,232,300	53,115,364	5,501,600	0	2,414,700	134,599,564
22:WEST ORANGE TWP	114,210,320	51,885,720	210,494,915	153,123,200	10,041,100	49,589,000	589,344,255
ESSEX	2,983,093,744	1,998,051,546	8,763,932,045	2,965,588,250	200,584,700	2,974,810,887	19,886,061,172

2016 ABSTRACT OF RATABLES FOR THE COUNTY OF ESSEX

TAXING DISTRICTS	SECTION 14				SECTION 15	
	AMOUNT OF MISCELLANEOUS REVENUES TO SUPPORT LOCAL BUDGET				DEDUCTIONS ALLOWED	
	(A)	(B)	(C)	(D)	(A)	(B)
	SURPLUS REVENUE	MISCELLANEOUS REVENUES ANTICIPATED	RECEIPTS FROM DELINQUENT TAX	TOTAL OF MISCELLANEOUS REVENUES (COL. 14A+B+C)	SENIOR CITIZEN, DISABLED AND SURVIVING SPOUSE	VETERANS AND WIDOWS
01: BELLEVILLE TWP	.00	12,575,953.99	60,000.00	12,635,953.99	79,000.00	135,500.00
02: BLOOMFIELD TWP	5,000,000.00	11,763,572.82	2,200,000.00	18,963,572.82	50,250.00	181,750.00
03: CALDWELL BORO	445,837.50	4,019,749.25	.00	4,465,586.75	3,750.00	35,250.00
04: CEDAR GROVE TWP	1,055,000.00	2,333,686.09	375,000.00	3,763,686.09	9,500.00	87,500.00
05: EAST ORANGE CITY	4,270,000.00	40,264,400.13	6,100,000.00	50,634,400.13	34,500.00	100,750.00
06: ESSEX FELS BORO	225,000.00	1,133,714.00	204,152.83	1,562,866.83	.00	9,500.00
07: FAIRFIELD TWP	1,765,000.00	4,433,626.18	500,000.00	6,698,626.18	6,250.00	64,750.00
08: GLEN RIDGE BORO	830,000.00	1,432,103.28	215,820.00	2,477,923.28	1,500.00	27,000.00
09: IRVINGTON TWP	.00	25,892,852.83	3,052,954.24	28,945,807.07	49,000.00	60,750.00
10: LIVINGSTON TWP	400,000.00	10,158,968.79	.00	10,558,968.79	23,750.00	161,500.00
11: MAPLEWOOD TWP	2,000,000.00	9,882,476.00	1,100,000.00	12,982,476.00	8,500.00	64,750.00
12: MILLBURN TWP	4,450,000.00	7,078,385.40	635,000.00	12,163,385.40	2,000.00	53,000.00
13: MONTCLAIR TWP	3,235,000.00	14,843,788.00	2,340,000.00	20,418,788.00	10,500.00	90,500.00
14: NEWARK CITY	.00	419,122,260.73	11,000,000.00	430,122,260.73	76,000.00	193,500.00
15: NORTH CALDWELL BORO	515,000.00	2,002,057.92	274,145.00	2,791,202.92	1,250.00	30,750.00
16: NUTLEY TWP	4,654,000.00	10,801,874.00	1,148,922.00	16,604,796.00	32,500.00	175,500.00
17: ORANGE CITY TWP	2,110,000.00	15,909,752.49	3,000,000.00	21,019,752.49	34,750.00	37,750.00
18: ROSELAND BORO	937,000.00	3,344,243.19	218,000.00	4,499,243.19	6,250.00	41,250.00
19: SOUTH ORANGE TWP	250,000.00	10,869,877.03	919,769.00	12,039,646.03	2,250.00	36,250.00
20: VERONA TWP	2,822,500.00	4,072,689.06	540,000.00	7,435,189.06	8,000.00	79,000.00
21: WEST CALDWELL TWP	1,350,000.00	4,626,120.85	313,000.00	6,289,120.85	8,750.00	72,250.00
22: WEST ORANGE TWP	2,898,302.12	19,221,793.25	2,551,766.64	24,671,862.01	20,500.00	165,000.00
ESSEX	39,212,639.62	635,783,945.28	36,748,529.71	711,745,114.61	468,750.00	1,903,750.00

2016 ABSTRACT OF RATABLES FOR THE COUNTY OF ESSEX

TAXING DISTRICTS	ADDENDUM TO ABSTRACT OF RATABLES -- ASSESSED VALUE OF PARTIAL EXEMPTIONS & ABATEMENTS (COLUMN 3)								
	(1) POLLUTION CONTROL	(2) FIRE SUPPRESSION	(3) FALLOUT SHELTER	(4) WATER- SEWER FACILITY	(5) RENEWABLE ENERGY	(6) UEZ ABATEMENT	(7) HOME IMPROVEMENT	(8) MULTI- FAMILY DWELLING	(9) CLASS 4 ABATEMENT
01:BELLEVILLE TWP	0	0	0	0	0	0	0	0	0
02:BLOOMFIELD TWP	0	0	0	0	0	0	0	0	0
03:CALDWELL BORO	0	0	0	0	0	0	0	0	0
04:CEDAR GROVE TWP	0	0	0	0	0	0	0	0	0
05:EAST ORANGE CITY	0	0	0	0	0	0	0	0	0
06:ESSEX FELLS BORO	0	0	0	0	0	0	0	0	0
07:FAIRFIELD TWP	0	0	0	0	0	0	0	0	0
08:GLEN RIDGE BORO	0	0	0	0	0	0	0	0	0
09:IRVINGTON TWP	0	0	0	0	0	0	0	0	0
10:LIVINGSTON TWP	0	0	0	0	0	0	0	0	0
11:MAPLEWOOD TWP	0	0	0	0	0	0	0	0	0
12:MILLBURN TWP	0	0	0	0	0	0	0	0	0
13:MONTCLAIR TWP	0	0	0	0	0	0	0	0	0
14:NEWARK CITY	248,000	2,217,200	0	0	5,394,300	39,401,600	0	0	0
15:NORTH CALDWELL BORO	0	0	0	0	0	0	0	0	0
16:NUTLEY TWP	0	0	0	0	0	0	0	0	0
17:ORANGE CITY TWP	0	0	0	0	0	0	0	0	0
18:ROSELAND BORO	0	0	0	0	0	0	0	0	0
19:SOUTH ORANGE TWP	0	0	0	0	0	0	0	0	0
20:VERONA TWP	0	0	0	0	0	0	0	0	0
21:WEST CALDWELL TWP	0	0	0	0	0	0	0	0	0
22:WEST ORANGE TWP	0	0	0	0	0	0	0	0	0
ESSEX	248,000	2,217,200	0	0	5,394,300	39,401,600	0	0	0

2016 ABSTRACT OF RATABLES FOR THE COUNTY OF ESSEX

ADDENDUM TO ABSTRACT OF RATABLES -- ASSESSED VALUE OF PARTIAL EXEMPTIONS & ABATEMENTS (CONTINUED)

TAXING DISTRICTS	(10)	(11)	(12)	(13)	(14)	(15)	(16)	(17)
	DWELLING ABATEMENT	DWELLING EXEMPTION	NEW DWELLING CONVERSION ABATEMENT	NEW DWELLING CONVERSION EXEMPTION	MULTI-DWELLING EXEMPTION	MULTI-DWELLING ABATEMENT	COMMERCIAL/ INDUSTRIAL EXEMPTION	TOTAL VALUE
01: BELLEVILLE TWP	0	0	0	0	0	0	0	0
02: BLOOMFIELD TWP	0	4,650,700	0	0	11,686,700	0	322,600	16,660,000
03: CALDWELL BORO	0	0	0	0	0	0	0	0
04: CEDAR GROVE TWP	0	0	0	0	0	0	0	0
05: EAST ORANGE CITY	2,063,800	141,000	0	578,900	7,851,600	0	0	10,635,300
06: ESSEX FELLS BORO	0	0	0	0	0	0	0	0
07: FAIRFIELD TWP	0	0	0	0	0	0	0	0
08: GLEN RIDGE BORO	0	0	0	0	0	0	0	0
09: IRVINGTON TWP	0	0	0	0	0	0	0	0
10: LIVINGSTON TWP	0	0	0	0	0	0	0	0
11: MAPLEWOOD TWP	0	0	0	0	0	0	0	0
12: MILLBURN TWP	0	0	0	0	0	0	0	0
13: MONTCLAIR TWP	0	0	0	0	0	0	0	0
14: NEWARK CITY	0	675,000	0	0	0	0	148,300	48,084,400
15: NORTH CALDWELL BORO	0	0	0	0	0	0	0	0
16: NUTLEY TWP	0	0	0	0	0	0	0	0
17: ORANGE CITY TWP	24,000	60,900	294,900	686,600	0	0	184,400	1,250,800
18: ROSELAND BORO	0	0	0	0	0	0	0	0
19: SOUTH ORANGE TWP	0	0	0	0	0	0	0	0
20: VERONA TWP	0	0	0	0	0	0	0	0
21: WEST CALDWELL TWP	0	0	0	0	0	0	0	0
22: WEST ORANGE TWP	0	0	0	0	0	0	0	0
ESSEX	2,087,800	5,527,600	294,900	1,265,500	19,538,300	0	655,300	76,630,500

2016 ABSTRACT OF RATABLES FOR THE COUNTY OF ESSEX

TAXING DISTRICTS	ADDENDUM -- EQUALIZED VALUE BASED ON IN LIEU OF TAXES (COL.10B)				
	(1) C.12 PL 1977 IN LIEU OF TAX	(2) NJ HOUSING FINANCE AGENCY	(3) URBAN RENEWAL	(4) OTHER	(5) TOTAL
01:BELLEVILLE TWP	0	0	0	0	0
02:BLOOMFIELD TWP	0	0	0	0	0
03:CALDWELL BORO	0	0	0	0	0
04:CEDAR GROVE TWP	0	0	0	0	0
05:EAST ORANGE CITY	0	0	0	0	0
06:ESSEX FELLS BORO	0	0	0	0	0
07:FAIRFIELD TWP	0	0	0	0	0
08:GLEN RIDGE BORO	0	0	0	0	0
09:IRVINGTON TWP	0	0	0	0	0
10:LIVINGSTON TWP	0	0	0	0	0
11:MAPLEWOOD TWP	0	0	0	0	0
12:MILLBURN TWP	0	0	0	0	0
13:MONTCLAIR TWP	0	0	0	0	0
14:NEWARK CITY	0	0	0	0	0
15:NORTH CALDWELL BORO	0	0	0	0	0
16:NUTLEY TWP	0	0	0	0	0
17:ORANGE CITY TWP	0	0	0	0	0
18:ROSELAND BORO	0	0	0	0	0
19:SOUTH ORANGE TWP	0	0	0	0	0
20:VERONA TWP	0	0	0	0	0
21:WEST CALDWELL TWP	0	0	0	0	0
22:WEST ORANGE TWP	0	0	0	0	0
ESSEX	0	0	0	0	0

2016 ABSTRACT OF RATABLES FOR THE COUNTY OF ESSEX

BREAKDOWN OF GENERAL TAX RATE

TAXING DISTRICTS	BREAKDOWN OF GENERAL TAX RATE											
	COUNTY TAX	LIBRARY TAX	HEALTH SERVICE TAX	COUNTY OPEN SPACE TAX	DISTRICT SCHOOL TAX	REGIONAL SCHOOL TAX	LOCAL SCHOOL TAX	MUNICIPAL PURPOSE TAX	MUNICIPAL OPEN SPACE TAX	MUNICIPAL LIBRARY TAX	GENERAL TAX RATE	EFFECTIVE TAX RATE
01:BELLEVILLE TWP	.528	.000	.000	.016	1.440	.000	.000	1.815	.000	.035	3.834	3.658
02:BLOOMFIELD TWP	.534	.000	.000	.016	1.817	.000	.000	1.453	.005	.035	3.860	3.654
03:CALDWELL BORO	.566	.000	.000	.017	.000	1.375	.000	.707	.010	.037	2.712	2.427
04:CEDAR GROVE TWP *	.532	.000	.000	.016	1.212	.000	.000	.431	.000	.035	* 2.226	2.117
05:EAST ORANGE CITY	.555	.000	.000	.017	.870	.000	.000	3.605	.020	.036	5.103	4.638
06:ESSEX FELLS BORO	.513	.000	.000	.015	.580	.430	.000	.493	.000	.000	2.031	1.998
07:FAIRFIELD TWP	.580	.000	.000	.017	.419	.616	.000	.522	.010	.039	2.203	1.875
08:GLEN RIDGE BORO	.574	.000	.000	.017	2.104	.000	.000	.771	.000	.038	3.504	3.091
09:IRVINGTON TWP	.568	.000	.000	.017	.958	.000	.102	3.869	.000	.038	5.552	4.934
10:LIVINGSTON TWP	.534	.000	.000	.016	1.482	.000	.000	.428	.005	.035	2.500	2.335
11:MAPLEWOOD TWP	.577	.000	.000	.018	.000	2.135	.000	.907	.010	.038	3.685	3.222
12:MILLBURN TWP	.579	.000	.000	.017	1.014	.000	.000	.505	.000	.039	2.154	1.854
13:MONTCLAIR TWP	.601	.000	.000	.018	1.922	.000	.129	.924	.000	.040	3.634	3.053
14:NEWARK CITY	.564	.000	.000	.017	.967	.000	.045	1.781	.030	.036	3.440	3.056
15:NORTH CALDWELL BORO	.550	.000	.000	.017	.789	.508	.000	.384	.000	.000	2.248	2.069
16:NUTLEY TWP	.534	.000	.000	.017	1.622	.000	.000	1.160	.000	.037	3.370	3.062
17:ORANGE CITY TWP	.565	.000	.000	.017	.919	.000	.011	3.229	.000	.037	4.778	4.228
18:ROSELAND BORO	.541	.000	.000	.016	.482	.554	.000	.570	.020	.035	2.218	2.074
19:SOUTH ORANGE TWP	.592	.000	.000	.018	.000	2.190	.000	.979	.010	.039	3.828	3.258
20:VERONA TWP	.583	.000	.000	.018	1.677	.000	.000	.747	.000	.038	3.063	2.664
21:WEST CALDWELL TWP	.519	.000	.000	.016	.000	1.257	.000	.537	.000	.034	2.363	2.301
22:WEST ORANGE TWP	.540	.000	.000	.016	2.369	.000	.000	.927	.003	.035	3.890	3.642

* EXCLUDES GARBAGE DISTRICT RATE OF 0.071

2016 ABSTRACT OF RATABLES FOR THE COUNTY OF ESSEX

TAXING DISTRICT	ADDENDUM: STATE AID ADJUSTMENT FOR BPP			ADDENDUM: REAP DISTRIBUTION SUMMARY		
	COUNTY	SCHOOL	MUNICIPAL	ELIGIBLE PROPERTY ASSESSMENTS	R.E.A.P. AID	TAX RATE CREDIT
01: BELLEVILLE TWP						
02: BLOOMFIELD TWP						
03: CALDWELL BORO						
04: CEDAR GROVE TWP						
05: EAST ORANGE CITY		\$120,467.00				
06: ESSEX FELLS BORO						
07: FAIRFIELD TWP						
08: GLEN RIDGE BORO						
09: IRVINGTON TWP						
10: LIVINGSTON TWP						
11: MAPLEWOOD TWP						
12: MILLBURN TWP						
13: MONTCLAIR TWP						
14: NEWARK CITY		\$1,111,782.00				
15: NORTH CALDWELL BORO						
16: NUTLEY TWP		\$2,652,458.00				
17: ORANGE CITY TWP						
18: ROSELAND BORO						
19: SOUTH ORANGE TWP						
20: VERONA TWP						
21: WEST CALDWELL TWP						
22: WEST ORANGE TWP						
ESSEX		\$3,884,707.00				

**2016 SPECIAL TAXING DISTRICT TAX RATES
(PER \$100.00 ASSESSED VALUATION)**

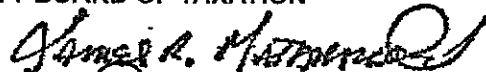
MUNICIPALITY	DISTRICT	ASSESSED VALUATION PER DISTRICT	TOTAL LEVY PER DISTRICT	SPECIAL DISTRICT TAX RATE
Belleville Township				
Bloomfield Township	SPECIAL IMP. DISTRICT 01	158,718,900	\$ 365,053.47	.230
Caldwell Township				
Cedar Grove Township	GARBAGE DISTRICT	2,216,721,600	\$ 1,567,152.00	.071
East Orange City	SPECIAL IMP. DISTRICT 01	57,891,500	\$ 59,084.00	.102
Essex Fells Township				
Fairfield Township				
Irvington Township				
Livingston Township	SPECIAL IMP. DISTRICT 01	277,203,500	\$ 170,907.05	.062
	SPECIAL IMP. DISTRICT 02	811,721,878	\$ 198,373.83	.025
Maplewood Township	SPECIAL IMP. DISTRICT 01	88,820,900	\$ 132,188.00	.149
	SPECIAL IMP. DISTRICT 02	44,963,500	\$ 51,077.00	.114
Millburn Township	SPECIAL IMP. DISTRICT 01	161,830,462	\$ 200,850.00	.125
Montclair Township	SPECIAL IMP. DISTRICT 01	248,580,800	\$ 547,928.00	.220
Newark City	SPECIAL IMP. DISTRICT 01	2,147,410,850 *	\$ 4,124,750.00	.193
	SPECIAL IMP. DISTRICT 02	375,352,817 *	\$ 835,000.00	.223
	SPECIAL IMP. DISTRICT 03	164,549,156 *	\$ 292,500.00	.178
	SPECIAL IMP. DISTRICT 04	122,413,067 *	\$ 305,460.00	.250
North Caldwell Township				
Nutley Township				
Orange City Township				
Roseland Borough				
South Orange Township	SPECIAL IMP. DISTRICT 01	138,047,100	\$ 66,262.63	.048
	SPECIAL IMP. DISTRICT 02	53,700,000	\$ 16,110.00	.030
Verona Township				
West Caldwell Township				
West Orange Township	SPECIAL IMP. DISTRICT 01	56,392,100	\$ 47,933.29	.085
	SPECIAL IMP. DISTRICT 02	49,157,100	\$ 37,850.97	.077
	SPECIAL IMP. DISTRICT 03	25,874,100	\$ 19,405.58	.075


* Includes Allocation For Exempt Property


2016 ABSTRACT OF RATABLES FOR THE COUNTY OF ESSEX


Total Amount of Miscellaneous Revenues (included Surplus Revenues Appropriated) for the Support of the County Budget	348,039,000.00
Rate per \$100 to be applied to Column 11 for apportionment of County Taxes50696410
Net County Taxes Apportioned (Column 12 A iii)	421,101,000.00
* Adjustments (Net Total (Column 12 A i))	3,690,968.50
* Net Overpayments are added to the Net Taxes Apportioned Net Underpayments are deducted from the Net Taxes Apportioned	
Rate per \$100 to be applied to Column 11 for apportionment of Library Taxes00000000
Rate per \$100 to be applied to Column 11 for apportionment of Health Taxes00000000
Rate per \$100 to be applied to Column 11 for apportionment of Open Space Taxes01514756
County Percentage Level of Taxable Value of Real Property is 100%	


ESSEX COUNTY BOARD OF TAXATION



James R. Matarazzo Jr., President


Joseph A. DeFuria Esq., Commissioner


Ian R. Goodman, Esq., Commissioner


Everett M. Johnson, Esq., Commissioner


Luis M. Linares, Commissioner


Mary Devon O'Brien, Commissioner


Peter G. Stewart, Esq., Commissioner

ATTEST: 
Joan Codey Durkin, Tax Administrator

I hereby certify this to be a true copy of the Abstract of Ratables and Exemptions for the County of ESSEX, State of New Jersey for the year 2016 as filed with me by the ESSEX County Board of Taxation

2016

ESSEX COUNTY TAX ASSESSORS

<u>TAXING DISTRICT</u>	<u>ASSESSOR</u>	<u>P.O. ADDRESS</u>	<u>DAYS IN OFFICE</u>	<u>PHONE #</u>
Belleville Twp	Kevin Esposito	152 Washington Ave., Belleville, NJ 07109	M/T/TH/F	973-450-3304
Bloomfield Twp	Joseph J. Pisaurro	Municipal Plaza, Bloomfield, NJ 07003	M-F	973-680-4021
Caldwell	George F. Librizzi	1 Provost Square, Caldwell, NJ 07006	T-5pm-6pm	973-226-6349
Cedar Grove Twp	Richard Hamilton, Jr.	525 Pompton Ave., Cedar Grove, NJ 07009	T/W/F	973-239-1410
East Orange City	Thomas L. Small	44 City Hall Plaza, East Orange, NJ 07019	M-F	973-266-5105
Essex Fells Boro	Kevin Esposito	P. O. Box 38, Essex Fells, NJ 07021	T/p.m.	973-226-3400
Fairfield Twp	Michael Leposky	230 Fairfield Rd., Fairfield, NJ 07004	T/TH/F	973-882-2717
Glen Ridge Boro	George F. Librizzi	P.O. Box 66, Glen Ridge, NJ 07028	W- 5pm.-6pm	973-748-8400
Irvington Twp	Silvia Forbes	Civic Square, Irvington, NJ 07111	M-F	973-399-6684
Livingston Twp	Lidia Dumytsch	357 Livingston Ave., Livingston, NJ 07039	M-F	973-535-7978
Maplewood Twp	Edward N. Galante	574 Valley St., Maplewood, NJ 07040	W/p.m.	973-762-3433
Millburn Twp	Mary Lisa Baratto	375 Millburn Ave., Millburn, NJ 07041	M/T/W	973-564-7080
Montclair Twp	George F. Librizzi	205 Claremont Ave., Montclair, NJ 07042	M-F	973-509-4920
Newark City	Romal Bullock	920 Broad St., Newark, NJ 07102	M-F	973-733-3950
North Caldwell Boro	George F. Librizzi	Gould Ave., North Caldwell, NJ 07006	W-6:30pm-7:30pm	973-228-6417
Nutley Twp	Edmund B. Brown	1 Kennedy Dr., Nutley, NJ 07110	M/T/TH	973-284-4956
Orange City	Barbara D. Williams	29 No. Day St., Orange, NJ 07050	T/TH	973-266-4008
Roseland Boro	Kevin Esposito	19 Harrison Ave., Roseland, NJ 07068	F-12-4:30pm	973-226-8080
South Orange Twp	Ellen Foye Malgieri	101 So. Orange Ave., South Orange, NJ 07009	M-F	973-378-7729
Verona Twp	George F. Librizzi	880 Bloomfield Ave., Verona, NJ 07044	TH-5pm-6pm	973-857-4837
West Caldwell Twp	Richard Hamilton, Jr.	30 Clinton Road, West Caldwell, NJ 07006	M/TH	973-226-2303
West Orange Twp	Kevin J. Dillon	66 Main St., West Orange, NJ 07052	M-F	973-325-4060