


Middlesex County 2017 Abstract of Ratables

Middlesex County Board of Taxation

Richard Lorentzen
President

Kevin P.Egan
Commissioner




Michael E. Lachs
Vice President

Richard Greene
Commissioner

Richard Lorentzen, *CTA/Board President*

Middlesex County Board of Taxation
County Administration Building
75 Bayard Street, 4th Floor
New Brunswick, NJ 08901
Phone: 732-745-3350
Fax: 732-745-3767



2017 ABSTRACT OF RATABLES FOR THE COUNTY OF MIDDLESEX

TAXING DISTRICTS	1		2	3	4	5	6
	TAXABLE VALUE						
	(A) LAND	(B) IMPROVEMENTS (INCLUDES PARTIAL EXEMPTIONS & ABATEMENTS)	TAXABLE VALUE OF LAND AND IMPROVEMENTS (COL 1A+1B)	TOTAL TAXABLE VALUE OF PARTIAL EXEMPTIONS & ABATEMENTS (ASSESSED VAL.)	NET TAXABLE VALUE OF LAND & IMPROVEMENTS (COL 2-3)	TAXABLE VALUE COMMUNICATION EQUIPMENT	NET TAXABLE VALUE (COL 4+5)
01: CARTERET BORO	946,879,300	1,505,483,900	2,452,363,200	2,458,217	2,449,904,983	2,818,532	2,452,723,515
02: CRANBURY TWP	520,774,100	1,094,630,900	1,615,405,000	25,424,000	1,589,981,000	2,001,388	1,591,982,388
03: DUNELLEN BORO	50,875,300	93,700,500	144,575,800	0	144,575,800	24	144,575,824
04: EAST BRUNSWICK TWP	524,862,800	1,376,700,550	1,901,563,350	567,600	1,900,995,750	2,031,934	1,903,027,684
05: EDISON TWP	3,104,276,300	3,988,381,300	7,092,657,600	2,602,700	7,090,054,900	6,341,083	7,096,395,983
06: HELMETTA BORO	79,557,000	107,943,400	187,500,400	0	187,500,400	197,073	187,697,473
07: HIGHLAND PARK BORO	253,893,100	307,448,200	561,341,300	0	561,341,300	44	561,341,344
08: JAMESBURG BORO	78,080,600	156,308,300	234,388,900	0	234,388,900	1,235,395	235,624,295
09: METUCHEN BORO	470,568,000	533,272,800	1,003,840,800	0	1,003,840,800	0	1,003,840,800
10: MIDDLESEX BORO	164,780,900	330,823,000	495,603,900	117,900	495,486,000	569,584	496,055,584
11: MILLTOWN BORO	203,249,400	243,211,500	446,460,900	0	446,460,900	0	446,460,900
12: MONROE TWP	2,842,036,200	4,616,924,400	7,458,960,600	0	7,458,960,600	8,160,744	7,467,121,344
13: NEW BRUNSWICK CITY	1,283,357,000	2,097,911,500	3,381,268,500	100,000	3,381,168,500	10,000,000	3,391,168,500
14: NORTH BRUNSWICK TWP	815,417,900	1,649,194,500	2,464,612,400	4,964,600	2,459,647,800	2,983,967	2,462,631,767
15: OLD BRIDGE TWP	1,281,495,300	2,172,126,300	3,453,621,600	6,048,800	3,447,572,800	3,133,368	3,450,706,168
16: PERTH AMBOY	1,348,132,500	1,889,548,000	3,237,680,500	2,899,200	3,234,781,300	4,867,045	3,239,648,345
17: PISCATAWAY TWP	2,597,607,500	3,671,877,600	6,269,485,100	262,500	6,269,222,600	23,747,010	6,292,969,610
18: PLAINSBORO TWP	1,366,245,400	3,247,182,800	4,613,428,200	20,702,800	4,592,725,400	7,474,621	4,600,200,021
19: SAYREVILLE BORO	800,414,100	1,488,056,200	2,288,470,300	1,003,600	2,287,466,700	50	2,287,466,750
20: SOUTH AMBOY CITY	439,760,500	442,973,700	882,734,200	0	882,734,200	0	882,734,200
21: SOUTH BRUNSWICK TWP	1,408,263,800	2,287,889,000	3,696,152,800	14,259,900	3,681,892,900	6,662,532	3,688,555,432
22: SOUTH PLAINFIELD BOR	427,129,558	971,883,281	1,399,012,839	466,475	1,398,546,364	1,935,287	1,400,481,651
23: SOUTH RIVER BORO	110,729,900	300,482,700	411,212,600	0	411,212,600	0	411,212,600
24: SPOTSWOOD BORO	352,532,000	387,016,300	739,548,300	0	739,548,300	0	739,548,300
25: WOODBRIDGE TWP	917,733,100	2,258,967,300	3,176,700,400	1,932,000	3,174,768,400	4,182,952	3,178,951,352
MIDDLESEX	22,388,651,558	37,219,937,931	59,608,589,489	83,810,292	59,524,779,197	88,342,633	59,613,121,830

~ NOTES ~

2017 ABSTRACT OF RATABLES FOR THE COUNTY OF MIDDLESEX

TAXING DISTRICTS	7	8	9		10		11
	GENERAL TAX RATE PER \$100	COUNTY EQUALI- ZATION RATIO	TRUE VALUE		EQUALIZATION		NET VALUATION FOR COUNTY TAX APPORTIONMENT (COL 6-8A+8B -10A+10B)
			(A) UEZ ABATEMENT EXPIRED	(B) CLASS II RAILROADS	(A) AMOUNTS DEDUCTED	(B) AMOUNTS ADDED	
01: CARTERET BORO	2.630	112.80%	0	0	246,060,566		2,206,662,949
02: CRANBURY TWP	1.917	104.84%	0	0	66,134,330		1,525,848,058
03: DUNELLEN BORO	12.960	24.32%	0	0		456,843,307	601,419,131
04: EAST BRUNSWICK TWP	10.651	26.22%	0	0		5,370,303,142	7,273,330,826
05: EDISON TWP	5.156	44.60%	0	0		8,865,217,160	15,961,613,143
06: HELMETTA BORO	2.993	89.99%	0	0		23,423,671	211,121,144
07: HIGHLAND PARK BORO	7.856	44.29%	0	0		710,021,562	1,271,362,906
08: JAMESBURG BORO	6.071	53.19%	0	0		207,402,628	443,026,923
09: METUCHEN BORO	5.921	43.06%	0	0		1,339,200,225	2,343,041,025
10: MIDDLESEX BORO	8.644	34.16%	0	0		963,812,512	1,459,868,096
11: MILLTOWN BORO	5.506	50.81%	0	0		435,763,974	882,224,874
12: MONROE TWP	2.400	86.41%	0	0		1,180,465,353	8,647,586,697
13: NEW BRUNSWICK CITY	2.274	103.02%	0	0	50,299,632		3,340,868,868
14: NORTH BRUNSWICK TWP	5.454	95.18%	0	0		2,035,644,943	4,498,276,710
15: OLD BRIDGE TWP	4.743	45.84%	0	0		4,086,938,427	7,537,644,595
16: PERTH AMBOY	2.937	100.96%	0	0		24,452,797	3,264,101,142
17: PISCATAWAY TWP	2.665	90.42%	0	0		699,291,863	6,992,261,473
18: PLAINSBORO TWP	2.181	106.15%	0	0	262,978,428		4,337,221,593
19: SAYREVILLE BORO	5.020	49.57%	0	0		2,385,687,001	4,673,153,751
20: SOUTH AMBOY CITY	2.705	105.05%	0	0	40,374,249		842,359,951
21: SOUTH BRUNSWICK TWP	4.910	42.61%	0	0		4,989,037,989	8,677,593,421
22: SOUTH PLAINFIELD BOR	5.856	37.86%	0	0		2,322,753,955	3,723,235,606
23: SOUTH RIVER BORO	7.745	30.49%	0	0		942,954,213	1,354,166,813
24: SPOTSWOOD BORO	3.184	95.06%	0	0		46,407,100	785,955,400
25: WOODBRIDGE TWP	10.008	29.89%	0	0		7,534,879,683	10,713,831,035
MIDDLESEX		%	0	0	665,847,205	44,620,501,505	103,567,776,130

2017 ABSTRACT OF RATABLES FOR THE COUNTY OF MIDDLESEX

TAXING DISTRICT	SECTION 12 - A							
	(i) TOTAL COUNTY TAXES APPORTIONED	(ii) ADJUSTMENTS RESULTING FROM:				(iii) NET COUNTY TAXES APPORTIONED	(iv) MUNICIPAL BUDGET STATE AID	(v) NET COUNTY TAXES APPORTIONED LESS STATE AID (COL.12 A111-12AIV-COUNTY BPP ADJUSTMENT)
		(A) EQUAL TABLE APPEALS		(B) APPEALS & CORRECTIONS				
		DEDUCT OVERPAY	ADD UNDERPAY	DEDUCT OVERPAY	ADD UNDERPAY			
01: CARTERET BORO	8,142,218.43	.00	.00	56,822.10	.00	8,085,396.33	.00	8,085,396.33
02: CRANBURY TWP	5,630,124.98	.00	.00	728.00	.00	5,629,396.98	.00	5,629,396.98
03: DUNELLEN BORO	2,219,136.34	.00	.00	4,935.98	.00	2,214,200.36	.00	2,214,200.36
04: EAST BRUNSWICK TWP	26,837,378.28	.00	.00	83,323.25	.00	26,754,055.03	.00	26,754,055.03
05: EDISON TWP	58,895,691.70	.00	.00	509,711.55	.00	58,385,980.15	.00	58,385,980.15
06: HELMETTA BORO	779,001.83	.00	.00	.00	.00	779,001.83	.00	779,001.83
07: HIGHLAND PARK BORO	4,691,117.19	.00	.00	440.58	.00	4,690,676.61	.00	4,690,676.61
08: JAMESBURG BORO	1,634,695.49	.00	.00	.00	.00	1,634,695.49	.00	1,634,695.49
09: METUCHEN BORO	8,645,430.80	.00	.00	1,906.39	.00	8,643,524.41	.00	8,643,524.41
10: MIDDLESEX BORO	5,386,669.91	.00	.00	839.61	.00	5,385,830.30	.00	5,385,830.30
11: MILLTOWN BORO	3,255,262.72	.00	.00	10,743.65	.00	3,244,519.07	.00	3,244,519.07
12: MONROE TWP	31,908,153.36	.00	.00	366,331.61	.00	31,541,821.75	.00	31,541,821.75
13: NEW BRUNSWICK CITY	12,327,249.20	.00	.00	82,228.40	.00	12,245,020.80	.00	12,245,020.80
14: NORTH BRUNSWICK TWP	16,597,891.20	.00	.00	.00	1,874.72	16,599,765.92	.00	16,599,765.92
15: OLD BRIDGE TWP	27,812,652.03	.00	.00	.00	41,852.35	27,854,504.38	.00	27,854,504.38
16: PERTH AMBOY	12,043,989.09	.00	.00	51,101.04	.00	11,992,888.05	.00	11,992,888.05
17: PISCATAWAY TWP	25,800,279.23	.00	.00	301,703.87	.00	25,498,575.36	.00	25,498,575.36
18: PLAINSBORO TWP	16,003,624.66	.00	.00	4,198.38	.00	15,999,426.28	.00	15,999,426.28
19: SAYREVILLE BORO	17,243,158.33	.00	.00	10,537.00	.00	17,232,621.33	.00	17,232,621.33
20: SOUTH AMBOY CITY	3,108,167.80	.00	.00	18,514.29	.00	3,089,653.51	.00	3,089,653.51
21: SOUTH BRUNSWICK TWP	32,018,873.17	.00	.00	47,285.09	.00	31,971,588.08	.00	31,971,588.08
22: SOUTH PLAINFIELD BORO	13,738,118.72	.00	.00	53,226.24	.00	13,684,892.48	.00	13,684,892.48
23: SOUTH RIVER BORO	4,996,649.80	.00	.00	2,100.37	.00	4,994,549.43	.00	4,994,549.43
24: SPOTSWOOD BORO	2,900,044.41	.00	.00	2,408.21	.00	2,897,636.20	.00	2,897,636.20
25: WOODBRIDGE TWP	39,532,253.05	.00	.00	152,414.18	.00	39,379,838.87	.00	39,379,838.87
MIDDLESEX	382,147,831.72	.00	.00	1,761,499.79	43,727.07	380,430,059.00	.00	380,430,059.00

2017 ABSTRACT OF RATABLES FOR THE COUNTY OF MIDDLESEX

TAXING DISTRICTS	SECTION 12 - B			SECTION 12 - C		
	(A)	(B)	(C)	LOCAL TAXES TO BE RAISED FOR:		
	COUNTY LIBRARY TAXES APPORTIONED	COUNTY HEALTH SERVICE TAXES APPORTIONED	COUNTY OPEN SPACE TAXES APPORTIONED	(I) DISTRICT SCHOOL PURPOSES		
				(A) DISTRICT SCHOOL (adjusted for BPP)	(B) REG., CONSOL. & JOINT SCHOOL (adjusted for BPP)	(C) LOCAL SCHOOL (adjusted for BPP)
01: CARTERET BORO	.00	.00	657,041.80	27,289,885.00	.00	.00
02: CRANBURY TWP	.00	.00	457,692.42	16,465,056.00	.00	.00
03: DUNELLEN BORO	.00	.00	180,014.59	11,296,238.00	.00	.00
04: EAST BRUNSWICK TWP	.00	.00	2,175,000.35	131,301,007.00	.00	.00
05: EDISON TWP	.00	.00	4,744,801.18	211,296,003.00	.00	.00
06: HELMETTA BORO	.00	.00	63,336.34	3,373,930.00	.00	.00
07: HIGHLAND PARK BORO	.00	.00	381,372.33	26,879,344.00	.00	.00
08: JAMESBURG BORO	.00	.00	132,908.08	8,385,507.00	.00	.00
09: METUCHEN BORO	.00	.00	702,744.56	36,974,063.00	.00	.00
10: MIDDLESEX BORO	.00	.00	437,890.60	24,347,829.00	.00	.00
11: MILLTOWN BORO	.00	.00	263,773.39	15,527,110.00	.00	.00
12: MONROE TWP	.00	.00	2,563,788.63	106,962,459.00	.00	.00
13: NEW BRUNSWICK CITY	.00	.00	995,236.33	29,307,839.00	732,177.50	.00
14: NORTH BRUNSWICK TWP	.00	.00	1,349,640.41	83,782,284.00	.00	.00
15: OLD BRIDGE TWP	.00	.00	2,264,778.09	97,500,279.00	.00	.00
16: PERTH AMBOY	.00	.00	974,958.39	25,853,697.00	.00	.00
17: PISCATAWAY TWP	.00	.00	2,072,228.24	92,593,095.00	.00	.00
18: PLAINSBORO TWP	.00	.00	1,300,807.76	66,104,606.00	.00	.00
19: SAYREVILLE BORO	.00	.00	1,401,070.69	63,735,268.00	.00	.00
20: SOUTH AMBOY CITY	.00	.00	251,114.57	9,846,202.00	.00	.00
21: SOUTH BRUNSWICK TWP	.00	.00	2,599,371.07	111,326,094.00	.00	.00
22: SOUTH PLAINFIELD BOR	.00	.00	1,112,374.21	48,042,621.00	.00	.00
23: SOUTH RIVER BORO	.00	.00	406,075.31	16,724,849.00	.00	.00
24: SPOTSWOOD BORO	.00	.00	235,584.94	13,348,767.00	.00	.00
25: WOODBRIDGE TWP	.00	.00	3,201,340.53	179,863,217.00	.00	.00
MIDDLESEX	.00	.00	30,924,944.81	1,458,127,249.00	732,177.50	.00

2017 ABSTRACT OF RATABLES FOR THE COUNTY OF MIDDLESEX

TAXING DISTRICTS	SECTION 12 - C			SECTION 12 - D
	LOCAL TAXES TO BE RAISED FOR:			TOTAL LEVY ON WHICH TAX RATE IS COMPUTED
	(ii) LOCAL MUNICIPAL PURPOSES			
	(A) MUNICIPAL BUDGET (adjusted for BPP)	(B) MUNICIPAL OPEN SPACE BUDGET	(C) MUNICIPAL LIBRARY BUDGET	
01: CARTERET BORO	27,024,342.67	735,817.06	713,714.27	64,506,197.13
02: CRANBURY TWP	7,147,260.73	318,396.48	493,826.30	30,511,630.91
03: DUNELLEN BORO	4,845,254.00	.00	199,960.00	18,735,666.95
04: EAST BRUNSWICK TWP	39,662,007.00	380,600.00	2,410,900.00	202,683,569.38
05: EDISON TWP	86,146,209.34	.00	5,278,602.00	365,851,595.67
06: HELMETTA BORO	1,401,307.72	.00	.00	5,617,575.89
07: HIGHLAND PARK BORO	11,726,549.03	.00	416,898.97	44,094,840.94
08: JAMESBURG BORO	4,003,645.23	.00	147,242.38	14,303,998.18
09: METUCHEN BORO	12,348,157.50	.00	767,951.31	59,436,450.78
10: MIDDLESEX BORO	12,221,626.42	.00	484,987.00	42,878,163.32
11: MILLTOWN BORO	5,250,228.43	.00	293,517.19	24,579,148.08
12: MONROE TWP	34,153,170.71	1,120,068.00	2,815,343.53	179,156,651.62
13: NEW BRUNSWICK CITY	32,729,797.55	.00	1,077,639.67	77,087,710.85
14: NORTH BRUNSWICK TWP	30,346,002.38	738,789.54	1,486,428.17	134,302,910.42
15: OLD BRIDGE TWP	33,526,601.00	.00	2,497,154.00	163,643,316.47
16: PERTH AMBOY	55,888,536.95	.00	1,069,190.85	95,779,321.24
17: PISCATAWAY TWP	45,168,132.02	.00	2,318,657.00	167,650,687.62
18: PLAINSBORO TWP	14,966,695.04	460,020.00	1,458,138.46	100,289,693.54
19: SAYREVILLE BORO	30,451,008.71	457,293.35	1,537,224.09	114,814,486.17
20: SOUTH AMBOY CITY	10,400,338.44	.00	287,722.07	23,875,030.59
21: SOUTH BRUNSWICK TWP	30,864,032.72	1,475,422.00	2,845,631.00	181,082,138.87
22: SOUTH PLAINFIELD BOR	17,937,573.67	.00	1,228,603.58	82,006,064.94
23: SOUTH RIVER BORO	9,271,766.00	.00	450,081.00	31,847,320.74
24: SPOTSWOOD BORO	6,800,398.00	.00	258,928.00	23,541,314.14
25: WOODBRIDGE TWP	92,193,273.00	.00	3,509,932.90	318,147,602.30
MIDDLESEX	656,473,974.26	5,686,406.43	34,048,275.74	2,566,423,086.74

2017 ABSTRACT OF RATABLES FOR THE COUNTY OF MIDDLESEX

TAXING DISTRICTS	SECTION 13						
	REAL PROPERTY EXEMPT FROM TAXATION						
	(A) PUBLIC SCHOOL	(B) OTHER SCHOOL	(C) PUBLIC PROPERTY	(D) CHURCH AND CHARITABLE	(E) CEMETERIES AND GRAVEYARDS	(F) OTHER EXEMPTS	(G) TOTAL AMOUNT OF EXEMPTS (13A+B+C+D+E+F)
01: CARTERET BORO	47,361,500	0	103,491,600	40,754,800	0	251,491,900	443,099,800
02: CRANBURY TWP	11,399,222	0	29,426,280	12,888,041	625,500	21,619,408	75,958,451
03: DUNELLEN BORO	10,651,000	318,600	2,689,300	3,829,800	0	478,000	17,966,700
04: EAST BRUNSWICK TWP	55,835,400	219,000	80,207,900	22,813,200	4,859,300	42,141,100	206,075,900
05: EDISON TWP	229,285,200	72,090,100	247,959,400	129,514,500	390,500	128,676,900	807,916,600
06: HELMETTA BORO	0	0	5,577,000	2,604,700	0	12,935,100	21,116,800
07: HIGHLAND PARK BORO	24,273,700	210,600	50,361,500	14,134,400	0	3,175,800	92,156,000
08: JAMESBURG BORO	10,592,900	0	2,562,800	9,312,600	832,700	3,551,600	26,852,600
09: METUCHEN BORO	23,313,800	10,870,000	27,922,800	29,014,700	1,758,900	16,892,100	109,732,300
10: MIDDLESEX BORO	12,332,500	1,179,100	15,387,300	3,246,300	18,300	2,324,800	34,488,300
11: MILLTOWN BORO	9,554,900	4,804,800	19,666,800	9,321,950	0	16,825,100	60,173,550
12: MONROE TWP	100,673,600	456,800	121,851,500	13,949,100	690,200	77,015,900	314,637,100
13: NEW BRUNSWICK CITY	367,888,600	1,072,453,300	480,389,850	1,122,741,000	19,632,700	941,333,400	4,004,458,850
14: NORTH BRUNSWICK TWP	207,153,200	0	178,940,200	15,890,200	11,208,800	5,034,000	418,226,400
15: OLD BRIDGE TWP	156,257,800	1,878,100	145,354,700	62,589,000	1,137,600	16,438,900	383,656,100
16: PERTE AMBOY	145,069,200	7,298,600	241,826,300	160,203,400	22,116,900	22,752,800	599,267,200
17: FISCATAWAY TWP	167,209,200	886,491,100	162,213,700	66,735,500	22,125,700	43,615,900	1,348,391,100
18: PLAINSBORO TWP	115,687,900	32,807,300	108,588,600	20,073,600	3,145,900	569,301,300	849,604,600
19: SAYREVILLE BORO	47,662,400	11,454,700	82,051,900	18,948,800	2,150,000	454,263,600	616,531,400
20: SOUTH AMBOY CITY	7,106,100	0	55,058,500	25,901,700	2,095,000	27,123,700	117,225,000
21: SOUTH BRUNSWICK TWP	153,456,000	5,700,000	166,484,600	36,120,400	20,081,800	13,365,600	395,208,400
22: SOUTH PLAINFIELD BOR	45,337,500	3,490,400	33,717,700	10,017,082	1,362,200	4,521,700	98,446,582
23: SOUTH RIVER BORO	13,511,000	1,070,000	12,391,600	19,557,600	845,800	1,623,800	48,999,800
24: SPOTSWOOD BORO	29,601,300	4,746,400	18,743,700	8,445,300	0	4,290,500	65,827,200
25: WOODBRIDGE TWP	85,117,900	2,300,000	204,861,460	56,931,300	25,866,000	157,713,100	532,789,760
MIDDLESEX	2,076,331,822	2,119,838,900	2,597,726,990	1,915,538,973	140,883,800	2,838,486,008	11,688,806,493

2017 ABSTRACT OF RATABLES FOR THE COUNTY OF MIDDLESEX

TAXING DISTRICTS	SECTION 14				SECTION 15	
	AMOUNT OF MISCELLANEOUS REVENUES TO SUPPORT LOCAL BUDGET				DEDUCTIONS ALLOWED	
	(A) SURPLUS REVENUE	(B) MISCELLANEOUS REVENUES ANTICIPATED	(C) RECEIPTS FROM DELINQUENT TAX	(D) TOTAL OF MISCELLANEOUS REVENUES (COL 14A+B+C)	(A) SENIOR CITIZEN, DISABLED AND SURVIVING SPOUSE	(B) VETERANS AND WIDOWS
01: CARTERET BORO	2,500,000.00	13,481,917.31	750,000.00	16,731,917.31	52,500.00	103,500.00
02: CRANBURY TWP	572,450.00	3,107,783.98	178,128.67	3,858,362.65	500.00	18,250.00
03: DUNELLEN BORO	312,000.00	1,180,258.02	390,000.00	1,882,258.02	6,250.00	34,750.00
04: EAST BRUNSWICK TWP	2,500,000.00	19,518,381.00	1,555,000.00	23,573,381.00	66,000.00	235,750.00
05: EDISON TWP	7,987,461.29	34,430,262.49	.00	42,417,723.78	111,500.00	389,750.00
06: HELMETTA BORO	175,000.00	387,356.86	130,000.00	692,356.86	4,000.00	12,500.00
07: HIGHLAND PARK BORO	800,000.00	2,457,383.56	.00	3,257,383.56	5,750.00	34,750.00
08: JAMESBURG BORO	550,000.00	794,924.04	238,000.00	1,582,924.04	5,750.00	19,500.00
09: NETUCHEN BORO	1,500,000.00	4,341,817.28	650,000.00	6,491,817.28	11,250.00	66,250.00
10: MIDDLESEX BORO	1,886,616.88	4,422,914.58	650,000.00	6,959,531.46	27,000.00	106,000.00
11: MILLTOWN BORO	861,500.00	3,300,402.42	90,019.00	4,251,921.42	6,500.00	67,250.00
12: MONROE TWP	7,400,000.00	10,487,353.42	1,300,000.00	19,187,353.42	74,500.00	657,750.00
13: NEW BRUNSWICK CITY	2,600,000.00	53,392,317.07	.00	55,992,317.07	21,250.00	39,500.00
14: NORTH BRUNSWICK TWP	3,000,000.00	11,382,834.16	.00	14,382,834.16	30,250.00	117,750.00
15: OLD BRIDGE TWP	6,750,000.00	11,822,151.00	30,000.00	18,602,151.00	100,750.00	320,250.00
16: PERTH AMBOY	4,704,000.00	16,842,749.98	145,000.00	21,691,749.98	53,000.00	74,500.00
17: PISCATAWAY TWP	10,359,046.09	8,933,549.38	1,500,000.00	20,792,595.47	59,250.00	204,000.00
18: PLAINSBORO TWP	2,355,000.00	8,610,095.19	205,000.00	11,170,095.19	6,250.00	38,000.00
19: SAYREVILLE BORO	3,100,000.00	20,677,808.87	1,200,000.00	24,977,808.87	85,250.00	254,000.00
20: SOUTH AMBOY CITY	661,000.00	6,020,528.25	.00	6,681,528.25	14,500.00	50,250.00
21: SOUTH BRUNSWICK TWP	3,700,000.00	16,305,839.34	1,250,000.00	21,255,839.34	30,500.00	127,250.00
22: SOUTH PLAINFIELD BOR	1,816,200.00	6,750,550.84	1,002,928.24	9,569,679.08	39,500.00	148,750.00
23: SOUTH RIVER BORO	1,404,582.00	5,877,804.42	575,000.00	7,857,386.42	26,500.00	86,250.00
24: SPOTSWOOD BORO	1,295,347.44	1,998,134.96	230,000.00	3,523,482.40	7,750.00	56,500.00
25: WOODBRIDGE TWP	11,476,661.94	46,658,203.00	1,000,000.00	59,134,864.94	185,750.00	545,500.00
MIDDLESEX	80,266,865.64	313,183,321.42	13,069,078.91	406,519,262.97	1,032,000.00	3,808,500.00

2017 ABSTRACT OF RATABLES FOR THE COUNTY OF MIDDLESEX

ADDENDUM TO ABSTRACT OF RATABLES - ASSESSED VALUE OF PARTIAL EXEMPTIONS & ABATEMENTS (COLUMN 3)

TAXING DISTRICTS	(1)	(2)	(3)	(4)	(5)	(6)	(7)	(8)	(9)
	POLLUTION CONTROL	FIRE SUPPRESSION	FALLOUT SHELTER	WATER-SEWER FACILITY	RENEWABLE ENERGY	UEZ ABATEMENT	HOME IMPROVEMENT	MULTI-FAMILY DWELLING	CLASS 4 ABATEMENT
01: CARTERET BORO	0	0	0	2,428,217	0	0	0	0	0
02: CRANBURY TWP	0	25,424,000	0	0	0	0	0	0	0
03: DUNELLEN BORO	0	0	0	0	0	0	0	0	0
04: EAST BRUNSWICK TWP	0	567,600	0	0	0	0	0	0	0
05: EDISON TWP	0	2,602,700	0	0	0	0	0	0	0
06: HELMETTA BORO	0	0	0	0	0	0	0	0	0
07: HIGHLAND PARK BORO	0	0	0	0	0	0	0	0	0
08: JAMESBURG BORO	0	0	0	0	0	0	0	0	0
09: METUCHEN BORO	0	0	0	0	0	0	0	0	0
10: MIDDLESEX BORO	0	0	0	0	0	0	0	0	0
11: MILLTOWN BORO	0	0	0	0	0	0	0	0	0
12: MONROE TWP	0	0	0	0	0	0	0	0	0
13: NEW BRUNSWICK CITY	0	0	0	0	0	0	0	0	0
14: NORTH BRUNSWICK TWP	0	4,964,600	0	0	0	0	0	0	0
15: OLD BRIDGE TWP	0	0	0	0	0	0	0	0	0
16: PERTH AMBOY	0	0	0	0	0	0	0	0	0
17: PISCATAWAY TWP	0	13,800	0	0	0	0	0	0	0
18: PLAINSBORO TWP	9,785,100	7,429,100	0	0	3,488,600	0	0	0	0
19: SAYREVILLE BORO	0	673,000	0	0	0	0	0	0	0
20: SOUTH AMBOY CITY	0	0	0	0	0	0	0	0	0
21: SOUTH BRUNSWICK TWP	0	14,259,900	0	0	0	0	0	0	0
22: SOUTH PLAINFIELD BOR	0	0	0	0	0	0	0	0	0
23: SOUTH RIVER BORO	0	0	0	0	0	0	0	0	0
24: SPOTSWOOD BORO	0	0	0	0	0	0	0	0	0
25: WOODBRIDGE TWP	0	1,874,000	0	0	58,000	0	0	0	0
MIDDLESEX	9,785,100	57,808,700	0	2,428,217	3,546,600	0	0	0	0

2017 ABSTRACT OF RATABLES FOR THE COUNTY OF MIDDLESEX

TAXING DISTRICTS	ADDENDUM TO ABSTRACT OF RATABLES - ASSESSED VALUE OF PARTIAL EXEMPTIONS & ABATEMENTS (CONTINUED)							
	(10) DWELLING ABATEMENT	(11) DWELLING EXEMPTION	(12) NEW DWELLING CONVERSION ABATEMENT	(13) NEW DWELLING CONVERSION EXEMPTION	(14) MULTI-DWELLING EXEMPTION	(15) MULTI-DWELLING ABATEMENT	(16) COMMERCIAL/ INDUSTRIAL EXEMPTION	(17) TOTAL VALUE
01: CARTERET BORO	0	30,000	0	0	0	0	0	2,458,217
02: CRANBURY TWP	0	0	0	0	0	0	0	25,424,000
03: DUMELLEN BORO	0	0	0	0	0	0	0	0
04: EAST BRUNSWICK TWP	0	0	0	0	0	0	0	567,600
05: EDISON TWP	0	0	0	0	0	0	0	2,602,700
06: HERMETTA BORO	0	0	0	0	0	0	0	0
07: HIGHLAND PARK BORO	0	0	0	0	0	0	0	0
08: JAMESBURG BORO	0	0	0	0	0	0	0	0
09: METUCHEN BORO	0	0	0	0	0	0	0	0
10: MIDDLESEX BORO	0	117,900	0	0	0	0	0	117,900
11: MILLTOWN BORO	0	0	0	0	0	0	0	0
12: MONROE TWP	0	0	0	0	0	0	0	0
13: NEW BRUNSWICK CITY	0	100,000	0	0	0	0	0	100,000
14: NORTH BRUNSWICK TWP	0	0	0	0	0	0	0	4,964,600
15: OLD BRIDGE TWP	0	0	0	0	0	0	6,048,800	6,048,800
16: PERTH AMBOY	0	25,000	0	0	0	0	2,874,200	2,899,200
17: FISCATANAY TWP	0	248,700	0	0	0	0	0	262,500
18: PLAINSBORO TWP	0	0	0	0	0	0	0	20,702,800
19: SAYREVILLE BORO	330,600	0	0	0	0	0	0	1,003,600
20: SOUTH AMBOY CITY	0	0	0	0	0	0	0	0
21: SOUTH BRUNSWICK TWP	0	0	0	0	0	0	0	14,259,900
22: SOUTH PLAINFIELD BOR	194,175	272,300	0	0	0	0	0	466,475
23: SOUTH RIVER BORO	0	0	0	0	0	0	0	0
24: SPOTSWOOD BORO	0	0	0	0	0	0	0	0
25: WOODBRIDGE TWP	0	0	0	0	0	0	0	1,932,000
MIDDLESEX	524,775	793,900	0	0	0	0	8,923,000	83,810,292

2017 ABSTRACT OF RATABLES FOR THE COUNTY OF MIDDLESEX

TAXING DISTRICTS	ADDENDUM – EQUALIZED VALUE BASED ON IN LIEU OF TAXES (COL 10B)				
	(1) C.12 PL 1977 IN LIEU OF TAX	(2) NJ HOUSING FINANCE AGENCY	(3) URBAN RENEWAL	(4) OTHER	(5) TOTAL
01: CARTERET BORO	0	0	0	0	0
02: CRANBURY TWP	0	0	0	0	0
03: DUNELLEN BORO	0	0	0	0	0
04: EAST BRUNSWICK TWP	0	0	0	0	0
05: EDISON TWP	0	0	0	0	0
06: HELMETTA BORO	0	0	0	0	0
07: HIGHLAND PARK BORO	0	0	0	0	0
08: JAMESBURG BORO	0	0	0	0	0
09: METUCHEN BORO	0	0	0	0	0
10: MIDDLESEX BORO	0	0	0	0	0
11: MILLTOWN BORO	0	0	0	0	0
12: MONROE TWP	0	0	0	0	0
13: NEW BRUNSWICK CITY	0	0	0	0	0
14: NORTH BRUNSWICK TWP	0	0	0	0	0
15: OLD BRIDGE TWP	0	0	0	0	0
16: PERTH AMBOY	0	0	0	0	0
17: PISCATAWAY TWP	0	0	0	0	0
18: PLAINSBORO TWP	0	0	0	0	0
19: SAYREVILLE BORO	0	0	0	0	0
20: SOUTH AMBOY CITY	0	0	0	0	0
21: SOUTH BRUNSWICK TWP	0	0	0	0	0
22: SOUTH PLAINFIELD BOR	0	0	0	0	0
23: SOUTH RIVER BORO	0	0	0	0	0
24: SPOTSWOOD BORO	0	0	0	0	0
25: WOODBRIDGE TWP	0	0	0	0	0
MIDDLESEX	0	0	0	0	0

2017 ABSTRACT OF RATABLES FOR THE COUNTY OF MIDDLESEX

TAXING DISTRICTS	BREAKDOWN OF GENERAL TAX RATE											EFFECTIVE TAX RATE
	COUNTY TAX	LIBRARY TAX	HEALTH SERVICE TAX	COUNTY OPEN SPACE TAX	DISTRICT SCHOOL TAX	REGIONAL SCHOOL TAX	LOCAL SCHOOL TAX	MUNICIPAL PURPOSE TAX	MUNICIPAL OPEN SPACE TAX	MUNICIPAL LIBRARY TAX	GENERAL TAX RATE	
01: CARTERET BORO	.330	.000	.000	.027	1.113	.000	.000	1.101	.030	.029	2.630	2.923
02: CRANBURY TWP	.354	.000	.000	.029	1.035	.000	.000	.448	.020	.031	1.917	2.000
03: DUNKLEEN BORO	1.532	.000	.000	.125	7.814	.000	.000	3.351	.000	.138	12.960	3.115
04: EAST BRUNSWICK TWP	1.406	.000	.000	.115	6.900	.000	.000	2.085	.019	.126	10.651	2.787
05: EDISON TWP	.823	.000	.000	.067	2.978	.000	.000	1.214	.000	.074	5.156	2.292
06: HELMETTA BORO	.416	.000	.000	.034	1.797	.000	.000	.746	.000	.000	2.993	2.661
07: HIGHLAND PARK BORO	.836	.000	.000	.068	4.789	.000	.000	2.089	.000	.074	7.856	3.468
08: JAMESBURG BORO	.694	.000	.000	.057	3.559	.000	.000	1.699	.000	.062	6.071	3.229
09: METUCHEN BORO	.862	.000	.000	.070	3.683	.000	.000	1.230	.000	.076	5.921	2.537
10: MIDDLESEX BORO	1.086	.000	.000	.089	4.909	.000	.000	2.463	.000	.097	8.644	2.937
11: MILLTOWN BORO	.727	.000	.000	.060	3.478	.000	.000	1.176	.000	.065	5.506	2.786
12: MONROE TWP	.423	.000	.000	.035	1.433	.000	.000	.457	.015	.037	2.400	2.072
13: NEW BRUNSWICK CITY	.362	.000	.000	.030	.865	.021	.000	.965	.000	.031	2.274	2.307
14: NORTH BRUNSWICK TWP	.675	.000	.000	.055	3.402	.000	.000	1.232	.030	.060	5.454	2.986
15: OLD BRIDGE TWP	.808	.000	.000	.066	2.826	.000	.000	.971	.000	.072	4.743	2.171
16: PERTH AMBOY	.371	.000	.000	.030	.798	.000	.000	1.725	.000	.033	2.957	2.934
17: PISCATAWAY TWP	.406	.000	.000	.033	1.472	.000	.000	.718	.000	.036	2.665	2.398
18: PLAINSBORO TWP	.348	.000	.000	.029	1.437	.000	.000	.326	.010	.031	2.181	2.312
19: SAYREVILLE BORO	.754	.000	.000	.062	2.787	.000	.000	1.331	.019	.067	5.020	2.457
20: SOUTH AMBOY CITY	.351	.000	.000	.029	1.115	.000	.000	1.178	.000	.032	2.705	2.834
21: SOUTH BRUNSWICK TWP	.867	.000	.000	.071	3.019	.000	.000	.836	.040	.077	4.910	2.087
22: SOUTH PLAINFIELD BOR	.978	.000	.000	.080	3.431	.000	.000	1.280	.000	.087	5.856	2.203
23: SOUTH RIVER BORO	1.215	.000	.000	.099	4.068	.000	.000	2.254	.000	.109	7.745	2.352
24: SPOTSWOOD BORO	.392	.000	.000	.032	1.805	.000	.000	.920	.000	.035	3.184	2.995
25: WOODBRIDGE TWP	1.239	.000	.000	.101	5.658	.000	.000	2.900	.000	.110	10.008	2.970

2017 SPECIAL TAXING DISTRICTS
Middlesex County

Taxing District	Special Taxing District	Ratable Value	Budget	Tax Rate	District Rate
01: Carteret Borough	Spec Improvement S01	1,386,434,515	2,017,203.00	0.14549573	0.146
01: Carteret Borough	Spec Improvement S02	1,310,249,815	535,000.00	0.04083191	0.041
04: East Brunswick Township	Fire District F01	709,770,116	2,036,292.00	0.28689458	0.287
04: East Brunswick Township	Fire District F02	966,058,643	1,345,960.00	0.13932488	0.140
04: East Brunswick Township	Fire District F03	227,198,925	728,852.00	0.32079905	0.321
05: Edison Township	Garbage District G01	4,455,719,800	9,802,583.56	0.22000000	0.220
07: Highland Park Borough	Special Improvement S01	39,665,800	159,456.52	0.40200001	0.402
08: Jamesburg Borough	Fire District F01	235,624,295	463,000.00	0.19649926	0.197
09: Metuchen	Special Improvement SO1	57,215,600	108,137.48	0.18899999	0.189
12: Monroe Township	Fire District F01	1,900,043,248	2,106,995	0.11089195	0.111
12: Monroe Township	Fire District F02	2,950,685,048	4,060,185	0.13760144	0.138
12: Monroe Township	Fire District F03	2,615,908,548	5,172,091	0.19771681	0.198
15: Old Bridge	Fire District F01	321,675,183	460,000.00	0.14300140	0.144
15: Old Bridge	Fire District F02	1,160,191,212	1,834,189.00	0.15809368	0.159
15: Old Bridge	Fire District F03	1,783,632,058	1,584,475.00	0.08883418	0.089
15: Old Bridge	Fire District F04	185,207,715	588,503.00	0.31775296	0.318
16: City of Perth Amboy	Special Improvement S01	173,170,500	232,055.00	0.13400377	0.134
17: Piscataway Township	Fire District F01	2,713,958,252	1,240,828.00	0.04572023	0.046
17: Piscataway Township	Fire District F02	1,732,484,252	1,321,932.00	0.07630268	0.076
17: Piscataway Township	Fire District F03	370,807,453	314,564.00	0.08483217	0.085
17: Piscataway Township	Fire District F04	1,475,719,653	1,018,500.00	0.06901717	0.069
18: Plainsboro Township	Fire District F01	4,600,200,021	1,848,000.00	0.04017217	0.041
21: South Brunswick Township	Fire District F01	986,940,790	809,249.00	0.08199570	0.082
21: South Brunswick Township	Fire District F02	2,105,864,738	940,745.00	0.04467262	0.045
21: South Brunswick Township	Fire District F03	595,749,904	531,909.00	0.08928394	0.090
25: Woodbridge Township	Fire District F01	713,894,300	7,310,277.63	1.02400000	1.024
25: Woodbridge Township	Fire District F02	215,902,300	1,960,392.88	0.90800000	0.908
25: Woodbridge Township	Fire District F04	70,433,500	679,683.28	0.96500001	0.965
25: Woodbridge Township	Fire District F05	545,277,200	1,641,284.37	0.30100000	0.301
25: Woodbridge Township	Fire District F07	295,399,200	2,091,426.34	0.70800000	0.708
25: Woodbridge Township	Fire District F08	100,094,900	847,803.80	0.84700000	0.847
25: Woodbridge Township	Fire District F09	539,947,900	2,008,606.19	0.37200000	0.372
25: Woodbridge Township	Fire District F10	10,029,700	61,482.06	0.61299999	0.613
25: Woodbridge Township	Fire District F11	313,712,800	1,232,891.30	0.39300000	0.393
25: Woodbridge Township	Fire District F12	370,054,800	1,628,241.12	0.44000000	0.440

2017 ABSTRACT OF RATABLES FOR THE COUNTY OF MIDDLESEX

TAXING DISTRICT	ADDENDUM: STATE AID ADJUSTMENT FOR BPP			ADDENDUM: REAP DISTRIBUTION SUMMARY		
	COUNTY	SCHOOL	MUNICIPAL	ELIGIBLE PROPERTY ASSESSMENTS	R.E.A.P. AID	TAX RATE CREDIT
01: CARTERET BORO						
02: CRANBURY TWP						
03: DUNELLEN BORO						
04: EAST BRUNSWICK TWP						
05: EDISON TWP						
06: HELMETTA BORO						
07: HIGHLAND PARK BORO						
08: JAMESBORO BORO						
09: METUCHEN BORO						
10: MIDDLESEX BORO						
11: MILLTOWN BORO						
12: MONROE TWP						
13: NEW BRUNSWICK CITY						
14: NORTH BRUNSWICK TWP						
15: OLD BRIDGE TWP						
16: PERTH AMBOY						
17: FISCATAWAY TWP						
18: FLAINSBORO TWP						
19: SAYREVILLE BORO						
20: SOUTH AMBOY CITY						
21: SOUTH BRUNSWICK TWP						
22: SOUTH PLAINFIELD BOR						
23: SOUTH RIVER BORO						
24: SPOTSWOOD BORO						
25: WOODBRIDGE TWP						
MIDDLESEX						

2016 ABSTRACT OF RATABLES FOR THE COUNTY OF MIDDLESEX

	SPECIAL TAXING DISTRICTS					
	TAXING DISTRICT	SPECIAL TAXING DISTRICT	NUMBER OF RATABLES	RATABLE VALUE	BUDGET	SPECIAL DISTRICT RATE

MIDDLESEX COUNTY 2017 TAX LEVY APPORTIONMENT ANALYSIS

MUNICIPALITY	TOTAL TAX LEVY	COUNTY TAX LEVY		MUNICIPAL TAX LEVY		SCHOOL TAX LEVY		COUNTY LIBRARY TAX		COUNTY OPEN SPACE TAX	
		COUNTY TAXES APPORTIONED	% OF TOTAL LEVY	TOTAL MUNICIPAL TAX LEVY	% OF TOTAL LEVY	TOTAL SCHOOL TAX LEVY	% OF TOTAL LEVY	TOTAL LIBRARY TAX LEVY	% OF TOTAL LEVY	TOTAL OPEN SPACE TAX LEVY	% OF TOTAL LEVY
01 CARTERET BORO	\$64,906,197.13	\$8,085,396.33	12.53%	\$28,473,874.00	44.14%	\$27,289,885.00	42.31%	\$.00	.00%	\$657,041.80	1.02%
02 CRANBURY TWP	\$30,511,630.91	\$5,629,396.98	18.45%	\$7,959,485.51	26.09%	\$16,465,056.00	53.95%	\$.00	.00%	\$457,692.42	1.50%
03 DUNELLEN BORO	\$18,735,666.95	\$2,214,200.36	11.82%	\$5,045,214.00	26.93%	\$11,296,238.00	60.29%	\$.00	.00%	\$180,014.59	.96%
04 EAST BRUNSWICK TWP	\$202,683,569.38	\$26,754,055.03	13.20%	\$42,453,507.00	20.95%	\$131,301,007.00	64.78%	\$.00	.00%	\$2,175,000.35	1.07%
05 EDISON TWP	\$365,851,595.67	\$58,385,980.15	15.96%	\$91,424,811.34	24.99%	\$211,296,003.00	57.75%	\$.00	.00%	\$4,744,801.18	1.30%
06 HELMETTA BORO	\$5,617,575.89	\$779,001.83	13.87%	\$1,401,307.72	24.95%	\$3,373,930.00	60.06%	\$.00	.00%	\$63,336.34	1.13%
07 HIGHLAND PARK BORO	\$44,094,840.94	\$4,690,676.61	10.64%	\$12,143,448.00	27.54%	\$26,879,344.00	60.96%	\$.00	.00%	\$381,372.33	.86%
08 JAMESBURG BORO	\$14,303,998.18	\$1,634,695.49	11.43%	\$4,150,887.61	29.02%	\$9,385,507.00	58.62%	\$.00	.00%	\$132,908.08	.93%
09 METUCHEN BORO	\$59,436,450.78	\$8,643,524.41	14.54%	\$13,116,118.81	22.07%	\$36,974,063.00	62.21%	\$.00	.00%	\$702,744.56	1.18%
10 MIDDLESEX BORO	\$42,878,163.32	\$5,385,830.30	12.56%	\$12,706,613.42	29.63%	\$24,347,829.00	56.78%	\$.00	.00%	\$437,890.60	1.02%
11 MILITON BORO	\$24,579,148.08	\$3,244,519.07	13.20%	\$5,543,745.62	22.55%	\$15,527,110.00	63.17%	\$.00	.00%	\$263,773.39	1.07%
12 MONROE TWP	\$179,156,651.62	\$31,541,821.75	17.61%	\$38,088,582.24	21.26%	\$106,962,459.00	59.70%	\$.00	.00%	\$2,563,788.63	1.43%
13 NEW BRUNSWICK CITY	\$77,087,710.85	\$12,245,020.80	15.88%	\$33,807,437.22	43.86%	\$30,040,016.50	38.97%	\$.00	.00%	\$995,236.33	1.29%
14 NORTH BRUNSWICK TWP	\$134,302,910.42	\$16,599,765.92	12.36%	\$32,571,220.09	24.25%	\$83,782,284.00	62.38%	\$.00	.00%	\$1,349,640.41	1.00%
15 OLD BRIDGE TWP	\$163,643,316.47	\$27,854,504.38	17.02%	\$36,023,755.00	22.01%	\$97,500,279.00	59.58%	\$.00	.00%	\$2,264,778.09	1.38%
16 PERTH AMBOY	\$95,779,321.24	\$11,992,888.05	12.52%	\$56,957,777.80	59.47%	\$25,853,697.00	26.99%	\$.00	.00%	\$974,958.39	1.02%
17 PISCATAWAY TWP	\$167,650,687.62	\$25,498,575.36	15.21%	\$47,486,789.02	28.32%	\$92,593,095.00	55.23%	\$.00	.00%	\$2,072,228.24	1.24%
18 PLAINSBORO TWP	\$100,289,693.54	\$15,999,426.28	15.95%	\$16,884,853.50	16.84%	\$66,104,606.00	65.91%	\$.00	.00%	\$1,300,807.76	1.30%
19 SAXREVILLE BORO	\$114,814,486.17	\$17,232,621.33	15.01%	\$32,445,526.15	28.26%	\$63,735,268.00	55.51%	\$.00	.00%	\$1,401,070.69	1.22%
20 SOUTH AMBOY CITY	\$23,875,030.59	\$3,089,653.51	12.94%	\$10,688,060.51	44.77%	\$9,846,202.00	41.24%	\$.00	.00%	\$251,114.57	1.05%
21 SOUTH BRUNSWICK TWP	\$181,082,138.87	\$31,971,588.08	17.66%	\$35,185,085.72	19.43%	\$111,326,094.00	61.48%	\$.00	.00%	\$2,599,371.07	1.44%
22 SOUTH PLAINFIELD BOR	\$82,006,064.94	\$13,684,892.48	16.69%	\$19,166,177.25	23.37%	\$48,042,621.00	58.58%	\$.00	.00%	\$1,112,374.21	1.36%
23 SOUTH RIVER BORO	\$31,847,320.74	\$4,994,549.43	15.68%	\$9,721,847.00	30.53%	\$16,724,849.00	52.52%	\$.00	.00%	\$406,075.31	1.28%
24 SPOTSWOOD BORO	\$23,541,314.14	\$2,897,636.20	12.31%	\$7,059,326.00	29.99%	\$13,348,767.00	56.70%	\$.00	.00%	\$235,584.94	1.00%
25 WOODBRIDGE TWP	\$318,147,602.90	\$39,379,838.87	12.38%	\$95,703,205.90	30.08%	\$179,863,217.00	56.53%	\$.00	.00%	\$3,201,340.53	1.01%
** COUNTY TOTAL	\$2,566,423,086.74	\$380,430,059.00	14.82%	\$596,208,656.43	27.13%	\$1,458,859,426.5	56.84%	\$.00	.00%	\$30,924,944.81	1.20%

MIDDLESEX COUNTY 2017 LINE ITEM BREAKDOWN

MUNICIPALITY	1	2	3A	3B	4A	4B	4C	5	6	15A	15B	15C	15D	15E	15F	TOTAL
01 CARTERET BORO	123	5,161	0	0	138	80	22	13	1	7	0	211	47	0	86	5,889
02 CRANBURY TWP	128	1,160	49	92	96	46	1	8	1	1	0	48	9	1	25	1,665
03 DUNELLEN BORO	31	1,946	0	0	103	7	7	6	1	5	3	46	15	0	6	2,176
04 EAST BRUNSWICK TWP	537	15,929	19	58	615	107	10	9	3	23	1	311	38	11	144	17,815
05 EDISON TWP	985	25,436	0	7	875	329	74	74	1	43	20	545	116	3	79	28,587
06 HELMETTA BORO	37	869	0	0	11	0	2	0	1	0	0	75	2	0	2	999
07 HIGHLAND PARK BORO	98	3,000	0	0	184	7	88	1	1	9	1	79	39	0	6	3,513
08 JAMESBURG BORO	155	1,561	0	0	105	1	14	2	1	3	0	16	16	4	10	1,888
09 METUCHEN BORO	99	4,584	0	0	354	67	16	0	1	5	2	60	31	4	26	5,249
10 MIDDLESEX BORO	159	4,192	0	0	199	148	5	22	1	15	1	220	11	2	19	4,994
11 MILLTOWN BORO	57	2,393	0	0	93	3	5	0	1	5	1	59	11	0	16	2,644
12 MONROE TWP	1,939	19,805	151	291	181	54	5	3	4	15	1	871	30	4	227	23,581
13 NEW BRUNSWICK CITY	144	5,299	0	0	639	95	176	16	1	17	73	155	129	6	1,107	7,857
14 NORTH BRUNSWICK TWP	964	9,811	5	17	417	57	36	29	1	31	0	520	47	10	23	11,968
15 OLD BRIDGE TWP	783	18,391	32	120	495	56	25	7	4	19	1	705	45	5	99	20,787
16 PERTH AMBOY	276	7,664	0	0	849	112	168	13	1	28	2	210	159	10	31	9,523
17 PISCATAWAY TWP	337	13,545	7	10	271	191	26	7	4	29	49	432	35	9	76	15,028
18 PLAINSBORO TWP	170	5,496	16	64	116	3	11	3	1	5	3	59	11	2	31	5,991
19 SAYREVILLE BORO	372	11,924	1	3	411	55	23	0	1	8	3	256	17	8	259	13,341
20 SOUTH AMBOY CITY	174	2,688	0	0	149	8	7	0	1	3	0	47	10	1	136	3,224
21 SOUTH BRUNSWICK TWP	937	12,778	82	233	360	196	17	9	3	17	1	350	52	11	25	15,071
22 SOUTH PLAINFIELD BORO	579	7,310	0	13	223	326	3	0	1	11	1	323	19	3	34	8,846
23 SOUTH RIVER BORO	251	4,361	0	0	190	25	22	1	1	2	1	192	89	5	12	5,152
24 SPOTSWOOD BORO	217	2,541	0	0	56	5	3	0	1	7	3	115	14	0	13	2,975
25 WOODBRIDGE TWP	679	26,399	0	0	1,102	167	106	53	1	48	1	721	70	30	123	29,500
** COUNTY TOTALS	10,231	214,243	362	908	8,232	2,145	872	276	38	356	168	6,626	1,062	129	2,615	248,263

CLASS 1: VACANT CLASS 2: RESIDENTIAL CLASS 3A: REGULAR FARM CLASS 3B: QUALIFIED FARM CLASS 4A: COMMERCIAL
 CLASS 4B: INDUSTRIAL CLASS 4C: APARTMENTS CLASS 5: RAILROADS CLASS 6: PERS. PROPERTY CLASS 15A: PUBLIC SCHOOL
 CLASS 15B: OTHER SCHOOL CLASS 15C: PUBLIC PROP. CLASS 15D: CHURCH & CHAR. CLASS 15E: CEMETERIES CLASS 15F: OTHER

MIDDLESEX COUNTY 2017 RATABLE SUMMARY

MUNICIPALITY	CLASS 1	CLASS 2	CLASS 3A	CLASS 3B	CLASS 4A	CLASS 4B	CLASS 4C	PUB. UTIL.	TOTAL
CARTERET BORO	54,547,300	1,245,829,200	0	0	279,228,900	741,107,283	129,192,300	2,818,532	2,452,723,515
CRANBURY TWP	40,279,100	704,245,100	31,533,900	2,697,000	217,751,100	592,852,500	622,300	2,001,388	1,591,982,388
DUNELLEN BORO	459,100	125,333,000	0	0	14,133,200	3,136,300	1,514,200	24	144,575,824
EAST BRUNSWICK TWP	14,646,300	1,492,830,200	2,272,200	199,300	286,380,850	84,933,800	19,733,100	2,031,934	1,903,027,684
EDISON TWP	110,765,600	4,537,471,500	0	21,500	1,037,523,300	983,174,600	421,098,400	6,341,083	7,096,395,983
HELMETTA BORO	1,907,300	178,694,600	0	0	4,361,100	0	2,537,400	197,079	187,697,473
HIGHLAND PARK BORO	6,955,000	426,818,300	0	0	48,368,800	2,330,600	76,368,600	44	561,341,344
JAMESBURG BORO	3,233,800	193,530,500	0	0	29,388,000	700,000	7,535,600	1,235,395	235,624,295
METOCHEN BORO	14,558,100	820,995,800	0	0	109,556,400	36,467,000	22,263,500	0	1,003,840,800
MIDDLESEX BORO	5,550,600	390,555,500	0	0	33,927,000	55,601,700	9,851,200	569,584	496,055,584
MILLTOWN BORO	5,181,200	390,768,300	0	0	43,261,300	5,567,400	1,682,700	0	446,460,900
MONROE TWP	197,654,600	6,162,460,000	68,177,600	2,993,100	549,722,800	441,727,700	36,224,800	8,160,744	7,467,121,344
NEW BRUNSWICK CITY	11,454,500	1,436,908,800	0	0	1,028,991,800	308,705,200	595,108,200	10,000,000	3,391,168,500
NORTH BRUNSWICK TWP	55,505,800	1,543,724,900	1,182,300	36,100	392,856,900	264,787,200	201,554,600	2,983,967	2,462,631,767
OLD BRIDGE TWP	47,889,900	2,827,761,600	5,211,700	4,007,600	355,739,300	45,443,000	161,519,700	3,133,368	3,450,706,168
PERTE AMBOY	104,180,600	1,833,383,200	0	0	450,502,400	576,347,500	270,367,600	4,867,045	3,239,648,345
PISCATAWAY TWP	73,447,500	3,746,125,500	2,286,500	101,400	418,102,300	1,683,626,300	345,533,100	23,747,010	6,292,969,610
PLAINSBORO TWP	54,615,300	2,476,167,200	12,682,000	894,200	1,420,632,400	7,649,600	620,084,700	7,474,621	4,600,200,021
SAYREVILLE BORO	38,679,300	1,723,535,800	143,900	12,000	168,918,300	180,998,900	175,178,500	50	2,287,466,750
SOUTH AMBOY CITY	38,649,000	726,039,000	0	0	85,584,500	27,987,900	4,473,800	0	882,734,200
SOUTH BRUNSWICK TWP	94,053,400	2,420,513,000	15,098,700	1,822,900	285,216,100	776,204,600	88,984,200	6,662,532	3,688,555,432
SOUTH PLAINFIELD BO	15,510,654	893,214,696	0	82,500	164,793,981	306,666,733	18,277,800	1,935,287	1,400,481,651
SOUTH RIVER BORO	3,006,500	357,199,100	0	0	24,841,400	17,097,600	9,068,000	0	411,212,600
SPOTSWOOD BORO	6,746,500	647,740,900	0	0	59,315,800	18,689,800	7,055,300	0	739,548,300
WOODBIDGE TWP	44,512,900	2,024,183,700	0	0	653,468,500	260,789,700	191,713,600	4,182,952	3,178,951,352
COUNTY TOTALS	1,044,089,854	39,326,029,396	138,588,800	12,867,600	8,163,066,431	7,422,592,916	3,417,544,200	88,342,633	59,613,121,830

~ NOTES ~

Middlesex County Tax Assessors

District	Assessor	Municipal Address	Telephone
Carteret	Gerald Briscione	Borough of Carteret Municipal Building 100 Cooke Avenue, Carteret, NJ 07008	732-541-3820 Ext.3109
Cranbury	Steven Benner	Township of Cranbury Municipal Building 23-A No. Main Street, Cranbury, NJ 08512-3203	609-395-0900 Ext.235
Dunellen	Richard Gianchiglia	Borough of Dunellen Municipal Building 355 North Avenue, Dunellen, NJ 08812-1249	732-968-3323
East Brunswick	Frank Colon	East Brunswick Township Municipal Building 1 Jean Walling Civic Center, PO Box 1081 East Brunswick, NJ 08816-3529	732-390-6845
Edison	Joann Jimenez	Edison Township Municipal Building 100 Municipal Blvd, Edison, NJ 08817-3738	732-248-7211
Helmetsa	Kenneth Pacera	Borough of Helmetsa Municipal Building 51 Main Street Helmetsa, NJ 08828	732-521-4946 Ext.102
Highland Park	Thomas Mancuso	Borough of Highland Park Municipal Building 221 South 5th Avenue, PO Box 1330 Highland Park, NJ 08904	732-819-3783
Jamesburg	Kenneth Pacera	Borough of Jamesburg Municipal Building 131 Perrineville Road, Jamesburg, NJ 08831-1672	732-521-2222 Ext.101
Metuchen	Arand (Andy) Verma	Borough of Metuchen Municipal Building 500 Main Street Metuchen, NJ 08840	732-632-8540
Middlesex	Thomas Reilly	Borough of Middlesex Municipal Building 1200 Mountain Avenue, Middlesex, NJ 08846	732-356-7400 Ext.270
Milltown	Sandy Potkulski	Borough of Milltown Municipal Building 39 Washington Avenue, Milltown, NJ 08850-1219	732-828-2100 Ext.142
Monroe	Mitchell Elias	Township of Monroe Municipal Building 1 Municipal Plaza, Monroe Twp, NJ 08831-1900	732-521-4400
New Brunswick	Phillip Duchesneau	City of New Brunswick Municipal Building 78 Bayard Street, New Brunswick, NJ 08901-2113	732-745-5011
North Brunswick	Dianne Walker	Township of North Brunswick Municipal Building 710 Hermann Road North Brunswick, NJ 08902-2850	732-247-0922 Ext.465
Old Bridge	Brian Enright	Township of Old Bridge Municipal Building One Old Bridge Plaza, Old Bridge, NJ 08857-2497	732-721-5600 Ext.2700
Perth Amboy	William Fitzpatrick	City of Perth Amboy Municipal Building 260 High Street, Perth Amboy, NJ 08861-4451	732-826-0290 Ext.4029
Piscataway	Lisa Stephens	Township of Piscataway Municipal Building 455 Hoes Lane, Piscataway, NJ 08854-4147	732-562-2328
Plainsboro	Thomas Mancuso	Township of Plainsboro Municipal Building 641 Plainsboro Road, Plainsboro, NJ 08536-2008	609-799-0909 Ext.1410
Sayreville	Joseph Kupsch, Jr.	Borough of Sayreville Municipal Building 167 Main Street, Sayreville, NJ 08872-1149	732-390-7080
South Amboy	Brian Enright	City of South Amboy Municipal Building 140 No. Broadway, South Amboy, NJ 08879-1642	732-525-5986
South Brunswick	Keith Fasanella	Township of South Brunswick Municipal Building 540 Ridge Road, PO Box 190 Mormouth Junction, NJ 08852-0190	732-329-4000 Ext.7229
South Plainfield	Mary Frances Hildebrandt	Borough of South Plainfield Municipal Building 2480 Plainfield Avenue, South Plainfield, NJ 07080-3531	908-226-7622
South River	Michael Frangella	Borough of South River Municipal Building 48 Washington Street, South River, NJ 08882-1247	732-257-1999 Ext.123
Spotswood	Ryan Riccio	Borough of Spotswood Municipal Building 77 Sumnerhill Road, Spotswood, NJ 08884-1233	732-521-0700 Ext.835
Woodbridge	Richard Duda	Township of Woodbridge Municipal Building 1 Main Street, Woodbridge, NJ 07095-3352	732-634-4500 Ext.6410

Middlesex County Tax Collectors

District	Collectors	Municipal Address	Telephone
Carteret	Patrick DeBlasio	Borough of Carteret Municipal Building 100 Cooke Avenue, Carteret, NJ 07008	732-541-3820 Ext.3101
Cranbury	Tanyika Johns	Township of Cranbury Municipal Building 23-A No. Main Street, Cranbury, NJ 08512-3203	609-395-0900 Ext.228
Dunellen	Patti Dougherty	Borough of Dunellen Municipal Building 355 North Avenue, Dunellen, NJ 08812-1249	732-968-1226
East Brunswick	Michelle O'Hara	East Brunswick Township Municipal Building 1 Jean Walling Civic Center, PO Box 1081 East Brunswick, NJ 08816-3529	732-390-6835
Edison	Lina Vallejo	Edison Township Municipal Building 100 Municipal Blvd, Edison, NJ 08817-3738	732-248-7220
Helmetta	Tina McDermott	Borough of Helmetta Municipal Building 51 Main Street Helmetta, NJ 08828	732-521-4946 Ext.103
Highland Park	Constance Ludden	Borough of Highland Park Municipal Building 221 South 5th Avenue, PO Box 1330 Highland Park, NJ 08904	732-819-3788
Jamesburg	Kevin Hatch	Borough of Jamesburg Municipal Building 131 Perrineville Road, Jamesburg, NJ 08831-1672	732-521-2222 Ext.110
Metuchen	Rebecca Cuthbert	Borough of Metuchen Municipal Building 500 Main Street Metuchen, NJ 08840	732-632-8512
Middlesex	Darcy DeVecchio	Borough of Middlesex Municipal Building 1200 Mountain Avenue, Middlesex, NJ 08846	732-356-7400 Ext.242
Milltown	Kelly McCormick	Borough of Milltown Municipal Building 39 Washington Avenue, Milltown, NJ 08850-1219	732-828-2100 Ext.129
Monroe	Luann McGraw-Russell	Township of Monroe Municipal Building 1 Municipal Plaza, Monroe Twp., NJ 08831-1900	732-521-4400
New Brunswick	Marilyn Chetruccolo	City of New Brunswick Municipal Building 78 Bayard Street, New Brunswick, NJ 08901-2113	732-745-5030
North Brunswick	Laurie Hammarstrom	Township of North Brunswick Municipal Building 710 Hermann Road North Brunswick, NJ 08902-2850	732-247-0922 Ext.460
Old Bridge	Dawn Swoboda	Township of Old Bridge Municipal Building One Old Bridge Plaza, Old Bridge, NJ 08857-2497	732-721-5600 Ext.2950
Perth Amboy	Nancy Martin	City of Perth Amboy Municipal Building 260 High Street, Perth Amboy, NJ 08861-4451	732-826-0290 Ext.4022
Piscataway	Kathleen Silber	Township of Piscataway Municipal Building 455 Hoes Lane, Piscataway, NJ 08854-4147	732-562-2331
Plainsboro	Jesse Faasen	Township of Plainsboro Municipal Building 641 Plainsboro Road, Plainsboro, NJ 08536-2008	609-799-0909 Ext.1408
Sayreville	Donna Brodzinski	Borough of Sayreville Municipal Building 167 Main Street, Sayreville, NJ 08872-1149	732-390-7040
South Amboy	Joanne Katko	City of South Amboy Municipal Building 140 No. Broadway, South Amboy, NJ 08879-1642	732-525-5924
South Brunswick	Kathie Gilliland	Township of South Brunswick Municipal Building 540 Ridge Road, PO Box 190 Mannouth Junction, NJ 08852	732-329-4000 Ext.7307
South Plainfield	Kimberly Clifford	Borough of South Plainfield Municipal Building 2480 Plainfield Avenue, South Plainfield, NJ 07080-3531	908-226-7613
South River	Richard Dudas	Borough of South River Municipal Building 48 Washington Street, South River, NJ 08882-1247	732-257-1999 Ext.103
Spotswood	Shari Phillips	Borough of Spotswood Municipal Building 77 Sumnerhill Road, Spotswood, NJ 08884-1233	732-521-0700 Ext.830
Woodbridge	Richard Lorentzen	Township of Woodbridge Municipal Building 1 Main Street, Woodbridge, NJ 07095-3352	732-634-4500


2017 ABSTRACT OF RATABLES FOR THE COUNTY OF MIDDLESEX CERTIFICATION

TOTAL AMOUNT OF MISCELLANEOUS REVENUES (INCLUDING SURPLUS REVENUES APPROPRIATED) FOR THE SUPPORT OF THE COUNTY BUDGET	\$78,058,941.00
RATE PER \$100 TO BE APPLIED TO COLUMN 11 FOR APPORTIONMENT OF COUNTY TAXES	.36898333
NET COUNTY TAXES APPORTIONED (COLUMN 12Aiii)	380,430,059.00
ADJUSTMENTS (NET TOTAL COLUMN 12Ai)	1,717,772.72
NET OVERPAYMENTS ARE ADDED TO THE NET TAXES APPORTIONED	
NET UNDERPAYMENTS ARE DEDUCTED FROM THE NET TAXES APPORTIONED	
RATE PER \$100 TO BE APPLIED TO COLUMN 11 FOR APPORTIONMENT OF LIBRARY TAXES	0
RATE PER \$100 TO BE APPLIED TO COLUMN 11 FOR APPORTIONMENT OF HEALTH TAXES	0
RATE PER \$100 TO BE APPLIED TO COLUMN 11 FOR APPORTIONMENT OF OPEN SPACE TAXES	.03000000


COUNTY PERCENTAGE LEVEL OF TAXABLE VALUE OF REAL PROPERTY IS 100%

ATTEST: 
 Richard Lorentzen, President/CTA

MIDDLESEX COUNTY BOARD OF TAXATION

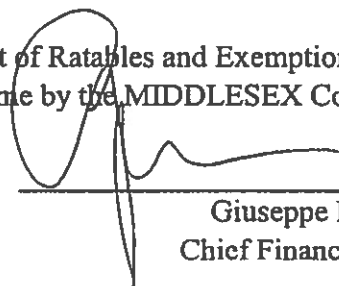

 Richard Lorentzen, President


 Michael E. Lachs, Commissioner


 Kevin P. Egan, Commissioner


 Richard Greene, Commissioner

I hereby certify this to be a true copy of the Abstract of Ratables and Exemptions for the County of MIDDLESEX, State of New Jersey for the year 2017 as filed with me by the MIDDLESEX County Board of Taxation.


 Giuseppe Pruiti
 Chief Financial Officer

~NOTES~

~ NOTES ~