

2020

ABSTRACT OF RATABLES
WARREN COUNTY

WARREN COUNTY BOARD OF TAXATION

Samir Elbassiouny, President
Darryl Malcolm, Commissioner
William Watras, Commissioner
Elizabeth Gittens, Commissioner
Robert Stead, Commissioner

Melissa Pritchett,
County Tax Administrator

2020 ABSTRACT OF RATABLES FOR THE COUNTY OF WARREN

| TAXING DISTRICTS | 1 | | 2 | 3 | 4 | 5 | 6 |
|----------------------|---------------|--|--|--|--|---------------------------------------|-----------------------------|
| | TAXABLE VALUE | | TAXABLE VALUE OF LAND AND IMPROVEMENTS (COL 1A+1B) | TOTAL TAXABLE VALUE OF PARTIAL EXEMPTIONS & ABATEMENTS (ASSESSED VAL.) | NET TAXABLE VALUE OF LAND & IMPROVEMENTS (COL 2-3) | TAXABLE VALUE COMMUNICATION EQUIPMENT | NET TAXABLE VALUE (COL 4+5) |
| | (A) LAND | (B) IMPROVEMENTS (INCLUDES PARTIAL EXEMPTIONS & ABATEMENTS) | | | | | |
| 01:ALLAMUCHY TWP | 180,854,900 | 405,347,300 | 586,202,200 | 0 | 586,202,200 | 0 | 586,202,200 |
| 02:ALPHA BORO | 72,689,930 | 146,036,100 | 218,726,030 | 0 | 218,726,030 | 241,884 | 218,967,914 |
| 03:BELVIDERE TOWN | 38,761,550 | 88,377,022 | 127,138,572 | 0 | 127,138,572 | 49 | 127,138,621 |
| 04:BLAIRSTOWN TWP | 242,548,500 | 463,712,100 | 706,260,600 | 0 | 706,260,600 | 2,594,859 | 708,855,459 |
| 05:FRANKLIN TWP | 126,094,895 | 286,685,317 | 412,780,212 | 0 | 412,780,212 | 822,139 | 413,602,351 |
| 06:FRELINGHUYSEN TWP | 84,245,500 | 204,776,878 | 289,022,378 | 0 | 289,022,378 | 514,241 | 289,536,619 |
| 07:GREENWICH TWP | 123,154,080 | 471,380,090 | 594,534,170 | 0 | 594,534,170 | 679,587 | 595,213,757 |
| 08:HACKETTSTOWN TOWN | 392,766,600 | 632,402,100 | 1,025,168,700 | 15,200 | 1,025,153,500 | 100 | 1,025,153,600 |
| 09:HARDWICK TWP | 43,942,500 | 112,608,250 | 156,550,750 | 0 | 156,550,750 | 588,492 | 157,139,242 |
| 10:HARMONY TWP | 88,372,500 | 389,969,600 | 478,342,100 | 0 | 478,342,100 | 345,779 | 478,687,879 |
| 11:HOPE TWP | 45,349,700 | 173,389,300 | 218,739,000 | 0 | 218,739,000 | 1,166,569 | 219,905,569 |
| 12:INDEPENDENCE TWP | 148,842,200 | 354,342,300 | 503,184,500 | 0 | 503,184,500 | 0 | 503,184,500 |
| 13:KNOWLTON TWP | 72,751,640 | 185,378,200 | 258,129,840 | 0 | 258,129,840 | 957,142 | 259,086,982 |
| 14:LIBERTY TWP | 91,887,600 | 175,908,600 | 267,796,200 | 0 | 267,796,200 | 0 | 267,796,200 |
| 15:LOPATCONG TWP | 324,666,875 | 586,620,086 | 911,286,961 | 0 | 911,286,961 | 967,062 | 912,254,023 |
| 16:MANSFIELD TWP | 241,283,175 | 437,150,000 | 678,433,175 | 0 | 678,433,175 | 0 | 678,433,175 |
| 17:OXFORD TWP | 47,365,600 | 111,019,500 | 158,385,100 | 0 | 158,385,100 | 0 | 158,385,100 |
| 19:PHILLIPSBURG TOWN | 203,346,925 | 516,005,200 | 719,352,125 | 10,605,000 | 708,747,125 | 2,583,827 | 711,330,952 |
| 20:POHATCONG TWP | 133,579,425 | 211,193,840 | 344,773,265 | 0 | 344,773,265 | 620,369 | 345,393,634 |
| 21:WASHINGTON BORO | 104,658,100 | 261,787,100 | 366,445,200 | 300,000 | 366,145,200 | 0 | 366,145,200 |
| 22:WASHINGTON TWP | 210,565,768 | 476,897,008 | 687,462,776 | 0 | 687,462,776 | 0 | 687,462,776 |
| 23:WHITE TWP | 215,394,098 | 341,622,600 | 557,016,698 | 0 | 557,016,698 | 0 | 557,016,698 |
| WARREN | 3,233,122,061 | 7,032,608,491 | 10,265,730,552 | 10,920,200 | 10,254,810,352 | 12,082,099 | 10,266,892,451 |

2020 ABSTRACT OF RATABLES FOR THE COUNTY OF WARREN

| TAXING DISTRICTS | 7 | 8 | 9 | | 10 | | 11 |
|----------------------|-------------------------------------|--------------------------------------|------------------------------------|------------------------------|----------------------------|-------------------------|----------------|
| | GENERAL TAX RATE PER \$100 | COUNTY EQUALI- ZATION RATIO | TRUE VALUE | | EQUALIZATION | | |
| | | | (A) UEZ ABATEMENT EXPIRED | (B) CLASS II RAILROADS | (A) AMOUNTS DEDUCTED | (B) AMOUNTS ADDED | |
| 01:ALLAMUCHY TWP | 2.953 | 86.10% | 0 | 0 | | 96,170,041 | 682,372,241 |
| 02:ALPHA BORO | 3.192 | 97.66% | 0 | 0 | | 6,213,190 | 225,181,104 |
| 03:BELVIDERE TOWN | 5.695 | 66.51% | 0 | 0 | | 66,499,804 | 193,638,425 |
| 04:BLAIRSTOWN TWP | 2.472 | 97.65% | 0 | 0 | | 18,337,009 | 727,192,468 |
| 05:FRANKLIN TWP | 3.002 | 103.02% | 0 | 0 | 9,915,893 | | 403,686,458 |
| 06:FRELINGHUYSEN TWP | 2.502 | 102.01% | 0 | 0 | 4,423,910 | | 285,112,709 |
| 07:GREENWICH TWP | 3.332 | 84.60% | 0 | 0 | | 109,302,349 | 704,516,106 |
| 08:HACKETTSTOWN TOWN | 3.129 | 99.92% | 0 | 0 | | 7,543,158 | 1,032,696,758 |
| 09:HARDWICK TWP | 3.240 | 79.06% | 0 | 0 | | 41,805,654 | 198,944,896 |
| 10:HARMONY TWP | 2.445 | 88.38% | 0 | 0 | | 65,601,790 | 544,289,669 |
| 11:HOPE TWP | 3.013 | 90.54% | 0 | 0 | | 23,595,010 | 243,500,579 |
| 12:INDEPENDENCE TWP | 3.372 | 85.22% | 0 | 0 | | 88,290,085 | 591,474,585 |
| 13:KNOWLTON TWP | 3.599 | 78.60% | 0 | 0 | | 71,492,555 | 330,579,537 |
| 14:LIBERTY TWP | 3.168 | 90.38% | 0 | 0 | | 28,941,791 | 296,737,991 |
| 15:LOPATCONG TWP | 2.955 | 99.15% | 0 | 0 | | 10,337,600 | 922,591,623 |
| 16:MANSFIELD TWP | 3.478 | 89.84% | 0 | 0 | | 78,286,234 | 756,719,409 |
| 17:OXFORD TWP | 4.172 | 88.36% | 0 | 0 | | 21,868,726 | 180,253,826 |
| 19:PHILLIPSBURG TOWN | 4.042 | 96.62% | 0 | 0 | | 37,240,782 | 748,571,734 |
| 20:POHATCONG TWP | 3.964 | 94.29% | 0 | 0 | | 22,367,053 | 367,760,687 |
| 21:WASHINGTON BORO | 5.161 | 82.32% | 0 | 0 | | 81,553,621 | 447,698,821 |
| 22:WASHINGTON TWP | 3.628 | 95.13% | 0 | 0 | | 37,009,220 | 724,471,996 |
| 23:WHITE TWP | 2.182 | 97.97% | 0 | 0 | | 14,626,974 | 571,643,672 |
| WARREN | | % | 0 | 0 | 14,339,803 | 927,082,646 | 11,179,635,294 |

2020 ABSTRACT OF RATABLES FOR THE COUNTY OF WARREN

| TAXING DISTRICT | SECTION 12 - A | | | | | | | |
|----------------------|--------------------------------|-----------------------------|----------------|---------------------------|-----|------------------------------|----------------------------|---|
| | (i) | (ii) | | | | (iii) | (iv) | (v) |
| | TOTAL COUNTY TAXES APPORTIONED | ADJUSTMENTS RESULTING FROM: | | | | NET COUNTY TAXES APPORTIONED | MUNICIPAL BUDGET STATE AID | NET COUNTY TAXES APPORTIONED LESS STATE AID (COL.12 AIII-12AIV-COUNTY BPP ADJUSTMENT) |
| | | (A) EQUAL TABLE APPEALS | | (B) APPEALS & CORRECTIONS | | | | |
| DEDUCT OVERPAY | | ADD UNDERPAY | DEDUCT OVERPAY | ADD UNDERPAY | | | | |
| 01:ALLAMUCHY TWP | 4,290,097.07 | .00 | .00 | 7,299.96 | .00 | 4,282,797.11 | .00 | 4,282,797.11 |
| 02:ALPHA BORO | 1,415,721.12 | .00 | .00 | 5,444.50 | .00 | 1,410,276.62 | .00 | 1,410,276.62 |
| 03:BELVIDERE TOWN | 1,217,411.25 | .00 | .00 | 831.24 | .00 | 1,216,580.01 | .00 | 1,216,580.01 |
| 04:BLAIRSTOWN TWP | 4,571,883.33 | .00 | .00 | 10,027.28 | .00 | 4,561,856.05 | .00 | 4,561,856.05 |
| 05:FRANKLIN TWP | 2,537,990.24 | .00 | .00 | 1,548.39 | .00 | 2,536,441.85 | .00 | 2,536,441.85 |
| 06:FRELINGHUYSEN TWP | 1,792,513.12 | .00 | .00 | 7,783.04 | .00 | 1,784,730.08 | .00 | 1,784,730.08 |
| 07:GREENWICH TWP | 4,429,316.29 | .00 | .00 | 4,623.99 | .00 | 4,424,692.30 | .00 | 4,424,692.30 |
| 08:HACKETTSTOWN TOWN | 6,492,599.01 | .00 | .00 | 11,549.86 | .00 | 6,481,049.15 | .00 | 6,481,049.15 |
| 09:HARDWICK TWP | 1,250,773.21 | .00 | .00 | 2,425.03 | .00 | 1,248,348.18 | .00 | 1,248,348.18 |
| 10:HARMONY TWP | 3,421,967.33 | .00 | .00 | 689.54 | .00 | 3,421,277.79 | .00 | 3,421,277.79 |
| 11:HOPE TWP | 1,530,896.27 | .00 | .00 | 630.63 | .00 | 1,530,265.64 | .00 | 1,530,265.64 |
| 12:INDEPENDENCE TWP | 3,718,620.47 | .00 | .00 | 386.30 | .00 | 3,718,234.17 | .00 | 3,718,234.17 |
| 13:KNOWLTON TWP | 2,078,364.59 | .00 | .00 | 1,507.19 | .00 | 2,076,857.40 | .00 | 2,076,857.40 |
| 14:LIBERTY TWP | 1,865,601.66 | .00 | .00 | 4,108.05 | .00 | 1,861,493.61 | .00 | 1,861,493.61 |
| 15:LOPATCONG TWP | 5,800,364.35 | .00 | .00 | 147,033.92 | .00 | 5,653,330.43 | .00 | 5,653,330.43 |
| 16:MANSFIELD TWP | 4,757,520.20 | .00 | .00 | 31,210.72 | .00 | 4,726,309.48 | .00 | 4,726,309.48 |
| 17:OXFORD TWP | 1,133,261.82 | .00 | .00 | 730.62 | .00 | 1,132,531.20 | .00 | 1,132,531.20 |
| 19:PHILLIPSBURG TOWN | 4,706,295.49 | .00 | .00 | 18,101.64 | .00 | 4,688,193.85 | .00 | 4,688,193.85 |
| 20:POHATCONG TWP | 2,312,123.72 | .00 | .00 | 4,644.01 | .00 | 2,307,479.71 | .00 | 2,307,479.71 |
| 21:WASHINGTON BORO | 2,814,697.44 | .00 | .00 | 12,888.49 | .00 | 2,801,808.95 | .00 | 2,801,808.95 |
| 22:WASHINGTON TWP | 4,554,779.64 | .00 | .00 | 680.93 | .00 | 4,554,098.71 | .00 | 4,554,098.71 |
| 23:WHITE TWP | 3,593,943.22 | .00 | .00 | 13,595.51 | .00 | 3,580,347.71 | .00 | 3,580,347.71 |
| WARREN | 70,286,740.84 | .00 | .00 | 287,740.84 | .00 | 69,999,000.00 | .00 | 69,999,000.00 |

2020 ABSTRACT OF RATABLES FOR THE COUNTY OF WARREN

| TAXING DISTRICTS | SECTION 12 - B | | | SECTION 12 - C | | |
|----------------------|----------------------------------|---|-------------------------------------|--|---|-------------------------------------|
| | (A) | (B) | (C) | LOCAL TAXES TO BE RAISED FOR: | | |
| | COUNTY LIBRARY TAXES APPORTIONED | COUNTY HEALTH SERVICE TAXES APPORTIONED | COUNTY OPEN SPACE TAXES APPORTIONED | (i) DISTRICT SCHOOL PURPOSES | | |
| | | | | (A) DISTRICT SCHOOL (adjusted for BPP) | (B) REG., CONSOL. & JOINT SCHOOL (adjusted for BPP) | (C) LOCAL SCHOOL (adjusted for BPP) |
| 01:ALLAMUCHY TWP | 343,054.59 | .00 | 170,593.06 | 9,899,666.00 | .00 | .00 |
| 02:ALPHA BORO | .00 | .00 | 56,295.28 | 3,613,714.00 | .00 | .00 |
| 03:BELVIDERE TOWN | 97,349.43 | .00 | 48,409.61 | 3,854,525.00 | .00 | .00 |
| 04:BLAIRSTOWN TWP | 365,587.43 | .00 | 181,798.12 | 5,613,098.00 | 6,190,349.00 | .00 |
| 05:FRANKLIN TWP | 202,948.60 | .00 | 100,921.61 | 4,060,706.00 | 4,293,095.00 | .00 |
| 06:FRELINGHUYSEN TWP | 143,337.05 | .00 | 71,278.18 | 2,144,171.00 | 2,186,475.00 | .00 |
| 07:GREENWICH TWP | 354,187.16 | .00 | 176,129.03 | 11,234,934.00 | .00 | .00 |
| 08:HACKETTSTOWN TOWN | .00 | .00 | 258,174.19 | 18,360,950.00 | .00 | .00 |
| 09:HARDWICK TWP | 100,017.20 | .00 | 49,736.22 | 1,286,902.00 | 1,591,945.00 | .00 |
| 10:HARMONY TWP | 273,635.21 | .00 | 136,072.42 | 6,255,541.00 | .00 | .00 |
| 11:HOPE TWP | 122,417.04 | .00 | 60,875.14 | 4,060,247.00 | .00 | .00 |
| 12:INDEPENDENCE TWP | 297,356.87 | .00 | 147,868.65 | .00 | 9,889,180.00 | .00 |
| 13:KNOWLTON TWP | 166,194.96 | .00 | 82,644.88 | 2,961,937.00 | 2,891,720.00 | .00 |
| 14:LIBERTY TWP | 149,181.52 | .00 | 74,184.50 | .00 | 5,457,784.00 | .00 |
| 15:LOPATCONG TWP | 463,822.05 | .00 | 230,647.91 | 14,983,576.00 | .00 | .00 |
| 16:MANSFIELD TWP | 380,431.75 | .00 | 189,179.85 | 6,053,774.00 | 7,891,789.00 | .00 |
| 17:OXFORD TWP | 90,620.48 | .00 | 45,063.46 | 4,318,864.00 | .00 | .00 |
| 19:PHILLIPSBURG TOWN | .00 | .00 | 187,142.93 | 12,660,913.00 | .00 | .00 |
| 20:POHATCONG TWP | 184,887.35 | .00 | 91,940.17 | 6,305,273.00 | .00 | .00 |
| 21:WASHINGTON BORO | .00 | .00 | 111,924.71 | 5,450,337.00 | 4,896,233.00 | .00 |
| 22:WASHINGTON TWP | 364,219.75 | .00 | 181,118.00 | 6,489,777.00 | 8,199,856.00 | .00 |
| 23:WHITE TWP | 287,387.56 | .00 | 142,911.08 | 7,483,281.00 | .00 | .00 |
| WARREN | 4,386,636.00 | .00 | 2,794,909.00 | 137,092,186.00 | 53,488,426.00 | .00 |

2020 ABSTRACT OF RATABLES FOR THE COUNTY OF WARREN

| TAXING DISTRICTS | SECTION 12 - C | | | SECTION 12 - D |
|----------------------|---|------------------------------------|---------------------------------|--|
| | LOCAL TAXES TO BE RAISED FOR: | | | TOTAL LEVY ON WHICH TAX RATE IS COMPUTED |
| | (ii) LOCAL MUNICIPAL PURPOSES | | | |
| | (A) MUNICIPAL BUDGET (adjusted for BPP) | (B) MUNICIPAL OPEN SPACE BUDGET | (C) MUNICIPAL LIBRARY BUDGET | |
| 01:ALLAMUCHY TWP | 2,494,776.00 | 117,240.00 | .00 | 17,308,126.76 |
| 02:ALPHA BORO | 1,749,325.48 | 87,308.09 | 70,674.52 | 6,987,593.99 |
| 03:BELVIDERE TOWN | 2,023,551.26 | .00 | .00 | 7,240,415.31 |
| 04:BLAIRSTOWN TWP | 426,336.00 | 177,140.00 | .00 | 17,516,164.60 |
| 05:FRANKLIN TWP | 1,220,849.16 | .00 | .00 | 12,414,962.22 |
| 06:FRELINGHUYSEN TWP | 855,033.05 | 57,907.00 | .00 | 7,242,931.36 |
| 07:GREENWICH TWP | 3,401,510.47 | 238,085.50 | .00 | 19,829,538.46 |
| 08:HACKETTSTOWN TOWN | 6,625,857.78 | .00 | 342,801.62 | 32,068,832.74 |
| 09:HARDWICK TWP | 781,434.38 | 31,428.00 | .00 | 5,089,810.98 |
| 10:HARMONY TWP | 1,519,682.31 | 96,359.97 | .00 | 11,702,568.70 |
| 11:HOPE TWP | 824,345.58 | 27,489.00 | .00 | 6,625,639.40 |
| 12:INDEPENDENCE TWP | 2,913,891.00 | .00 | .00 | 16,966,530.69 |
| 13:KNOWLTON TWP | 1,091,573.32 | 51,817.40 | .00 | 9,322,744.96 |
| 14:LIBERTY TWP | 887,429.00 | 53,559.00 | .00 | 8,483,631.63 |
| 15:LOPATCONG TWP | 5,350,284.03 | 273,676.21 | .00 | 26,955,336.63 |
| 16:MANSFIELD TWP | 4,213,662.00 | 135,686.64 | .00 | 23,590,832.72 |
| 17:OXFORD TWP | 1,020,463.00 | .00 | .00 | 6,607,542.14 |
| 19:PHILLIPSBURG TOWN | 10,828,827.70 | 142,266.19 | 244,578.01 | 28,751,921.68 |
| 20:POHATCONG TWP | 4,627,174.40 | 172,696.82 | .00 | 13,689,451.45 |
| 21:WASHINGTON BORO | 5,413,680.88 | 73,145.04 | 148,383.92 | 18,895,513.50 |
| 22:WASHINGTON TWP | 5,010,577.41 | 137,492.56 | .00 | 24,937,139.43 |
| 23:WHITE TWP | 547,067.75 | 111,403.34 | .00 | 12,152,398.44 |
| WARREN | 63,827,331.96 | 1,984,700.76 | 806,438.07 | 334,379,627.79 |

2020 ABSTRACT OF RATABLES FOR THE COUNTY OF WARREN

| TAXING DISTRICTS | SECTION 13 | | | | | | |
|----------------------|------------------------------------|------------------------|---------------------------|------------------------------------|--|-------------------------|--|
| | REAL PROPERTY EXEMPT FROM TAXATION | | | | | | |
| | (A) PUBLIC SCHOOL | (B) OTHER SCHOOL | (C) PUBLIC PROPERTY | (D) CHURCH AND CHARITABLE | (E) CEMETERIES AND GRAVEYARDS | (F) OTHER EXEMPTS | (G) TOTAL AMOUNT OF EXEMPTS (13A+B+C+D+E+F) |
| 01:ALLAMUCHY TWP | 13,365,811 | 1,507,189 | 28,373,698 | 0 | 25,100 | 11,746,810 | 55,018,608 |
| 02:ALPHA BORO | 1,260,200 | 0 | 14,364,600 | 4,094,400 | 1,059,700 | 1,927,200 | 22,706,100 |
| 03:BELVIDERE TOWN | 13,751,700 | 167,400 | 16,887,000 | 5,290,700 | 401,900 | 1,656,500 | 38,155,200 |
| 04:BLAIRSTOWN TWP | 25,057,309 | 32,000,500 | 19,646,594 | 12,518,730 | 490,600 | 6,208,300 | 95,922,033 |
| 05:FRANKLIN TWP | 17,674,800 | 711,800 | 11,166,820 | 4,082,200 | 282,900 | 5,664,300 | 39,582,820 |
| 06:FRELINGHUYSEN TWP | 1,230,100 | 888,700 | 14,469,920 | 4,514,620 | 325,600 | 12,168,800 | 33,597,740 |
| 07:GREENWICH TWP | 1,146,100 | 0 | 8,917,160 | 3,367,100 | 956,800 | 3,259,700 | 17,646,860 |
| 08:HACKETTSTOWN TOWN | 26,824,400 | 42,018,000 | 17,675,900 | 46,150,600 | 195,000 | 25,982,600 | 158,846,500 |
| 09:HARDWICK TWP | 0 | 0 | 57,616,400 | 295,100 | 79,600 | 15,154,200 | 73,145,300 |
| 10:HARMONY TWP | 5,202,900 | 0 | 21,505,100 | 3,871,100 | 198,500 | 4,458,400 | 35,236,000 |
| 11:HOPE TWP | 3,021,600 | 197,300 | 13,950,873 | 2,394,233 | 181,000 | 2,339,600 | 22,084,606 |
| 12:INDEPENDENCE TWP | 10,083,300 | 0 | 8,962,900 | 7,836,800 | 692,400 | 6,924,200 | 34,499,600 |
| 13:KNOWLTON TWP | 2,132,600 | 0 | 18,944,300 | 3,737,900 | 274,500 | 2,828,000 | 27,917,300 |
| 14:LIBERTY TWP | 3,975,700 | 161,500 | 16,125,200 | 656,800 | 164,100 | 767,900 | 21,851,200 |
| 15:LOPATCONG TWP | 13,383,600 | 0 | 20,823,891 | 9,778,000 | 0 | 97,266,900 | 141,252,391 |
| 16:MANSFIELD TWP | 5,167,800 | 0 | 54,354,800 | 4,636,300 | 620,700 | 6,318,700 | 71,098,300 |
| 17:OXFORD TWP | 9,400,200 | 542,900 | 24,239,350 | 3,474,618 | 167,300 | 3,924,367 | 41,748,735 |
| 19:PHILLIPSBURG TOWN | 54,102,000 | 13,616,600 | 79,171,000 | 67,777,800 | 910,300 | 6,790,000 | 222,367,700 |
| 20:POHATCONG TWP | 10,439,400 | 1,270,000 | 11,096,250 | 3,532,500 | 80,000 | 3,643,200 | 30,061,350 |
| 21:WASHINGTON BORO | 11,390,225 | 1,684,300 | 6,827,600 | 8,906,600 | 331,300 | 2,921,000 | 32,061,025 |
| 22:WASHINGTON TWP | 28,572,948 | 0 | 12,917,400 | 12,749,900 | 238,600 | 6,902,600 | 61,381,448 |
| 23:WHITE TWP | 2,897,600 | 0 | 45,760,093 | 5,251,500 | 90,200 | 6,055,300 | 60,054,693 |
| WARREN | 260,080,293 | 94,766,189 | 523,796,849 | 214,917,501 | 7,766,100 | 234,908,577 | 1,336,235,509 |

2020 ABSTRACT OF RATABLES FOR THE COUNTY OF WARREN

| TAXING DISTRICTS | SECTION 14 | | | | SECTION 15 | |
|----------------------|--|------------------------------------|------------------------------|--|---|---------------------|
| | AMOUNT OF MISCELLANEOUS REVENUES TO SUPPORT LOCAL BUDGET | | | | DEDUCTIONS ALLOWED | |
| | (A) | (B) | (C) | (D) | (A) | (B) |
| | SURPLUS REVENUE | MISCELLANEOUS REVENUES ANTICIPATED | RECEIPTS FROM DELINQUENT TAX | TOTAL OF MISCELLANEOUS REVENUES (COL. 14A+B+C) | SENIOR CITIZEN, DISABLED AND SURVIVING SPOUSE | VETERANS AND WIDOWS |
| 01:ALLAMUCHY TWP | 514,310.00 | 770,409.59 | 145,000.00 | 1,429,719.59 | 2,000.00 | 33,250.00 |
| 02:ALPHA BORO | 557,100.00 | 954,777.95 | 120,000.00 | 1,631,877.95 | 6,000.00 | 22,750.00 |
| 03:BELVIDERE TOWN | 274,036.08 | 775,027.15 | 175,000.00 | 1,224,063.23 | 2,250.00 | 17,250.00 |
| 04:BLAIRSTOWN TWP | 615,000.00 | 3,178,791.74 | 275,000.00 | 4,068,791.74 | 4,500.00 | 37,250.00 |
| 05:FRANKLIN TWP | 591,650.00 | 863,248.00 | 180,000.00 | 1,634,898.00 | 2,750.00 | 18,750.00 |
| 06:FRELINGHUYSEN TWP | 421,819.00 | 348,505.00 | 130,000.00 | 900,324.00 | 2,500.00 | 13,000.00 |
| 07:GREENWICH TWP | 425,000.00 | 890,152.52 | 353,000.00 | 1,668,152.52 | 4,500.00 | 21,000.00 |
| 08:HACKETTSTOWN TOWN | 1,900,000.00 | 1,477,751.00 | 510,000.00 | 3,887,751.00 | 12,750.00 | 40,250.00 |
| 09:HARDWICK TWP | 201,996.00 | 224,274.00 | 69,000.00 | 495,270.00 | 2,500.00 | 10,500.00 |
| 10:HARMONY TWP | 825,000.00 | 936,395.29 | 200,000.00 | 1,961,395.29 | 4,750.00 | 19,250.00 |
| 11:HOPE TWP | 256,742.00 | 415,764.00 | 25,000.00 | 697,506.00 | 1,500.00 | 13,250.00 |
| 12:INDEPENDENCE TWP | 1,462,133.00 | 859,688.45 | 213,500.00 | 2,535,321.45 | 7,000.00 | 27,500.00 |
| 13:KNOWLTON TWP | 370,000.00 | 690,262.83 | 320,000.00 | 1,380,262.83 | 2,500.00 | 13,750.00 |
| 14:LIBERTY TWP | 581,356.00 | 426,586.01 | 150,000.00 | 1,157,942.01 | 3,750.00 | 14,000.00 |
| 15:LOPATCONG TWP | 1,365,000.00 | 2,136,921.38 | 850,000.00 | 4,351,921.38 | 13,500.00 | 59,000.00 |
| 16:MANSFIELD TWP | 855,000.00 | 1,602,105.44 | 420,000.00 | 2,877,105.44 | 6,250.00 | 33,250.00 |
| 17:OXFORD TWP | 270,000.00 | 981,825.78 | 225,000.00 | 1,476,825.78 | 5,750.00 | 13,250.00 |
| 19:PHILLIPSBURG TOWN | 1,485,000.00 | 4,689,695.00 | 850,000.00 | 7,024,695.00 | 22,750.00 | 71,250.00 |
| 20:POHATCONG TWP | 490,000.00 | 668,330.36 | 200,000.00 | 1,358,330.36 | 9,500.00 | 32,500.00 |
| 21:WASHINGTON BORO | 602,560.19 | 2,123,841.25 | 408,000.00 | 3,134,401.44 | 5,750.00 | 25,250.00 |
| 22:WASHINGTON TWP | 570,000.00 | 4,793,134.97 | 585,000.00 | 5,948,134.97 | 1,250.00 | 43,000.00 |
| 23:WHITE TWP | 300,000.00 | 1,129,437.67 | 485,000.00 | 1,914,437.67 | 6,750.00 | 59,500.00 |
| WARREN | 14,933,702.27 | 30,936,925.38 | 6,888,500.00 | 52,759,127.65 | 130,750.00 | 638,750.00 |

2020 ABSTRACT OF RATABLES FOR THE COUNTY OF WARREN

ADDENDUM TO ABSTRACT OF RATABLES -- ASSESSED VALUE OF PARTIAL EXEMPTIONS & ABATEMENTS (COLUMN 3)

| TAXING DISTRICTS | (1) | (2) | (3) | (4) | (5) | (6) | (7) | (8) | (9) |
|----------------------|-------------------|------------------|-----------------|----------------------|------------------|---------------|------------------|-----------------------|-------------------|
| | POLLUTION CONTROL | FIRE SUPPRESSION | FALLOUT SHELTER | WATER-SEWER FACILITY | RENEWABLE ENERGY | UEZ ABATEMENT | HOME IMPROVEMENT | MULTI-FAMILY DWELLING | CLASS 4 ABATEMENT |
| 01:ALLAMUCHY TWP | 0 | 0 | 0 | 0 | 0 | 0 | 0 | 0 | 0 |
| 02:ALPHA BORO | 0 | 0 | 0 | 0 | 0 | 0 | 0 | 0 | 0 |
| 03:BELVIDERE TOWN | 0 | 0 | 0 | 0 | 0 | 0 | 0 | 0 | 0 |
| 04:BLAIRSTOWN TWP | 0 | 0 | 0 | 0 | 0 | 0 | 0 | 0 | 0 |
| 05:FRANKLIN TWP | 0 | 0 | 0 | 0 | 0 | 0 | 0 | 0 | 0 |
| 06:FRELINGHUYSEN TWP | 0 | 0 | 0 | 0 | 0 | 0 | 0 | 0 | 0 |
| 07:GREENWICH TWP | 0 | 0 | 0 | 0 | 0 | 0 | 0 | 0 | 0 |
| 08:HACKETTSTOWN TOWN | 0 | 15,200 | 0 | 0 | 0 | 0 | 0 | 0 | 0 |
| 09:HARDWICK TWP | 0 | 0 | 0 | 0 | 0 | 0 | 0 | 0 | 0 |
| 10:HARMONY TWP | 0 | 0 | 0 | 0 | 0 | 0 | 0 | 0 | 0 |
| 11:HOPE TWP | 0 | 0 | 0 | 0 | 0 | 0 | 0 | 0 | 0 |
| 12:INDEPENDENCE TWP | 0 | 0 | 0 | 0 | 0 | 0 | 0 | 0 | 0 |
| 13:KNOWLTON TWP | 0 | 0 | 0 | 0 | 0 | 0 | 0 | 0 | 0 |
| 14:LIBERTY TWP | 0 | 0 | 0 | 0 | 0 | 0 | 0 | 0 | 0 |
| 15:LOPATCONG TWP | 0 | 0 | 0 | 0 | 0 | 0 | 0 | 0 | 0 |
| 16:MANSFIELD TWP | 0 | 0 | 0 | 0 | 0 | 0 | 0 | 0 | 0 |
| 17:OXFORD TWP | 0 | 0 | 0 | 0 | 0 | 0 | 0 | 0 | 0 |
| 19:PHILLIPSBURG TOWN | 10,605,000 | 0 | 0 | 0 | 0 | 0 | 0 | 0 | 0 |
| 20:POHATCONG TWP | 0 | 0 | 0 | 0 | 0 | 0 | 0 | 0 | 0 |
| 21:WASHINGTON BORO | 0 | 0 | 0 | 0 | 0 | 0 | 0 | 0 | 0 |
| 22:WASHINGTON TWP | 0 | 0 | 0 | 0 | 0 | 0 | 0 | 0 | 0 |
| 23:WHITE TWP | 0 | 0 | 0 | 0 | 0 | 0 | 0 | 0 | 0 |
| WARREN | 10,605,000 | 15,200 | 0 | 0 | 0 | 0 | 0 | 0 | 0 |

2020 ABSTRACT OF RATABLES FOR THE COUNTY OF WARREN

ADDENDUM TO ABSTRACT OF RATABLES -- ASSESSED VALUE OF PARTIAL EXEMPTIONS & ABATEMENTS (CONTINUED)

| TAXING DISTRICTS | (10) | (11) | (12) | (13) | (14) | (15) | (16) | (17) |
|----------------------|-----------------------|-----------------------|---|---|-----------------------------|-----------------------------|--|----------------|
| | DWELLING ABATEMENT | DWELLING EXEMPTION | NEW DWELLING CONVERSION ABATEMENT | NEW DWELLING CONVERSION EXEMPTION | MULTI-DWELLING EXEMPTION | MULTI-DWELLING ABATEMENT | COMMERCIAL/ INDUSTRIAL EXEMPTION | TOTAL VALUE |
| 01:ALLAMUCHY TWP | 0 | 0 | 0 | 0 | 0 | 0 | 0 | 0 |
| 02:ALPHA BORO | 0 | 0 | 0 | 0 | 0 | 0 | 0 | 0 |
| 03:BELVIDERE TOWN | 0 | 0 | 0 | 0 | 0 | 0 | 0 | 0 |
| 04:BLAIRSTOWN TWP | 0 | 0 | 0 | 0 | 0 | 0 | 0 | 0 |
| 05:FRANKLIN TWP | 0 | 0 | 0 | 0 | 0 | 0 | 0 | 0 |
| 06:FRELINGHUYSEN TWP | 0 | 0 | 0 | 0 | 0 | 0 | 0 | 0 |
| 07:GREENWICH TWP | 0 | 0 | 0 | 0 | 0 | 0 | 0 | 0 |
| 08:HACKETTSTOWN TOWN | 0 | 0 | 0 | 0 | 0 | 0 | 0 | 15,200 |
| 09:HARDWICK TWP | 0 | 0 | 0 | 0 | 0 | 0 | 0 | 0 |
| 10:HARMONY TWP | 0 | 0 | 0 | 0 | 0 | 0 | 0 | 0 |
| 11:HOPE TWP | 0 | 0 | 0 | 0 | 0 | 0 | 0 | 0 |
| 12:INDEPENDENCE TWP | 0 | 0 | 0 | 0 | 0 | 0 | 0 | 0 |
| 13:KNOWLTON TWP | 0 | 0 | 0 | 0 | 0 | 0 | 0 | 0 |
| 14:LIBERTY TWP | 0 | 0 | 0 | 0 | 0 | 0 | 0 | 0 |
| 15:LOPATCONG TWP | 0 | 0 | 0 | 0 | 0 | 0 | 0 | 0 |
| 16:MANSFIELD TWP | 0 | 0 | 0 | 0 | 0 | 0 | 0 | 0 |
| 17:OXFORD TWP | 0 | 0 | 0 | 0 | 0 | 0 | 0 | 0 |
| 19:PHILLIPSBURG TOWN | 0 | 0 | 0 | 0 | 0 | 0 | 0 | 10,605,000 |
| 20:POHATCONG TWP | 0 | 0 | 0 | 0 | 0 | 0 | 0 | 0 |
| 21:WASHINGTON BORO | 0 | 0 | 0 | 0 | 0 | 0 | 300,000 | 300,000 |
| 22:WASHINGTON TWP | 0 | 0 | 0 | 0 | 0 | 0 | 0 | 0 |
| 23:WHITE TWP | 0 | 0 | 0 | 0 | 0 | 0 | 0 | 0 |
| WARREN | 0 | 0 | 0 | 0 | 0 | 0 | 300,000 | 10,920,200 |

2020 ABSTRACT OF RATABLES FOR THE COUNTY OF WARREN

| TAXING DISTRICTS | ADDENDUM – EQUALIZED VALUE BASED ON IN LIEU OF TAXES (COL.10B) | | | | |
|----------------------|--|--|-------------------------|--------------|--------------|
| | (1) C.12 PL 1977 IN LIEU OF TAX | (2) NJ HOUSING FINANCE AGENCY | (3) URBAN RENEWAL | (4) OTHER | (5) TOTAL |
| 01:ALLAMUCHY TWP | 0 | 0 | 0 | 0 | 0 |
| 02:ALPHA BORO | 0 | 0 | 0 | 0 | 0 |
| 03:BELVIDERE TOWN | 0 | 0 | 0 | 0 | 0 |
| 04:BLAIRSTOWN TWP | 0 | 0 | 0 | 0 | 0 |
| 05:FRANKLIN TWP | 0 | 0 | 0 | 0 | 0 |
| 06:FRELINGHUYSEN TWP | 0 | 0 | 0 | 0 | 0 |
| 07:GREENWICH TWP | 0 | 0 | 0 | 0 | 0 |
| 08:HACKETTSTOWN TOWN | 0 | 0 | 0 | 0 | 0 |
| 09:HARDWICK TWP | 0 | 0 | 0 | 0 | 0 |
| 10:HARMONY TWP | 0 | 0 | 0 | 0 | 0 |
| 11:HOPE TWP | 0 | 0 | 0 | 0 | 0 |
| 12:INDEPENDENCE TWP | 0 | 0 | 0 | 0 | 0 |
| 13:KNOWLTON TWP | 0 | 0 | 0 | 0 | 0 |
| 14:LIBERTY TWP | 0 | 0 | 0 | 0 | 0 |
| 15:LOPATCONG TWP | 0 | 0 | 0 | 0 | 0 |
| 16:MANSFIELD TWP | 0 | 0 | 0 | 0 | 0 |
| 17:OXFORD TWP | 0 | 0 | 0 | 0 | 0 |
| 19:PHILLIPSBURG TOWN | 0 | 0 | 0 | 0 | 0 |
| 20:POHATCONG TWP | 0 | 0 | 0 | 0 | 0 |
| 21:WASHINGTON BORO | 0 | 0 | 0 | 0 | 0 |
| 22:WASHINGTON TWP | 0 | 0 | 0 | 0 | 0 |
| 23:WHITE TWP | 0 | 0 | 0 | 0 | 0 |
| WARREN | 0 | 0 | 0 | 0 | 0 |

2020 ABSTRACT OF RATABLES FOR THE COUNTY OF WARREN

| TAXING DISTRICTS | BREAKDOWN OF GENERAL TAX RATE | | | | | | | | | | | |
|----------------------|-------------------------------|-------------|--------------------|-----------------------|---------------------|---------------------|------------------|-----------------------|--------------------------|-----------------------|------------------|--------------------|
| | COUNTY TAX | LIBRARY TAX | HEALTH SERVICE TAX | COUNTY OPEN SPACE TAX | DISTRICT SCHOOL TAX | REGIONAL SCHOOL TAX | LOCAL SCHOOL TAX | MUNICIPAL PURPOSE TAX | MUNICIPAL OPEN SPACE TAX | MUNICIPAL LIBRARY TAX | GENERAL TAX RATE | EFFECTIVE TAX RATE |
| 01:ALLAMUCHY TWP | .731 | .059 | .000 | .030 | 1.689 | .000 | .000 | .425 | .019 | .000 | 2.953 | 2.536 |
| 02:ALPHA BORO | .645 | .000 | .000 | .026 | 1.651 | .000 | .000 | .799 | .039 | .032 | 3.192 | 3.103 |
| 03:BELVIDERE TOWN | .957 | .077 | .000 | .039 | 3.031 | .000 | .000 | 1.591 | .000 | .000 | 5.695 | 3.739 |
| 04:BLAIRSTOWN TWP | .644 | .052 | .000 | .026 | .792 | .874 | .000 | .060 | .024 | .000 | 2.472 | 2.409 |
| 05:FRANKLIN TWP | .614 | .050 | .000 | .025 | .981 | 1.037 | .000 | .295 | .000 | .000 | 3.002 | 3.075 |
| 06:FRELINGHUYSEN TWP | .617 | .050 | .000 | .025 | .741 | .755 | .000 | .295 | .019 | .000 | 2.502 | 2.540 |
| 07:GREENWICH TWP | .744 | .060 | .000 | .030 | 1.887 | .000 | .000 | .571 | .040 | .000 | 3.332 | 2.815 |
| 08:HACKETTSTOWN TOWN | .633 | .000 | .000 | .026 | 1.791 | .000 | .000 | .646 | .000 | .033 | 3.129 | 3.105 |
| 09:HARDWICK TWP | .795 | .064 | .000 | .032 | .819 | 1.013 | .000 | .497 | .020 | .000 | 3.240 | 2.558 |
| 10:HARMONY TWP | .715 | .058 | .000 | .029 | 1.306 | .000 | .000 | .317 | .020 | .000 | 2.445 | 2.150 |
| 11:HOPE TWP | .696 | .056 | .000 | .028 | 1.847 | .000 | .000 | .374 | .012 | .000 | 3.013 | 2.721 |
| 12:INDEPENDENCE TWP | .739 | .060 | .000 | .029 | .000 | 1.965 | .000 | .579 | .000 | .000 | 3.372 | 2.869 |
| 13:KNOWLTON TWP | .802 | .065 | .000 | .032 | 1.143 | 1.116 | .000 | .421 | .020 | .000 | 3.599 | 2.820 |
| 14:LIBERTY TWP | .696 | .056 | .000 | .028 | .000 | 2.038 | .000 | .331 | .019 | .000 | 3.168 | 2.859 |
| 15:LOPATCONG TWP | .620 | .051 | .000 | .026 | 1.642 | .000 | .000 | .586 | .030 | .000 | 2.955 | 2.922 |
| 16:MANSFIELD TWP | .697 | .057 | .000 | .028 | .892 | 1.163 | .000 | .621 | .020 | .000 | 3.478 | 3.118 |
| 17:OXFORD TWP | .716 | .058 | .000 | .028 | 2.726 | .000 | .000 | .644 | .000 | .000 | 4.172 | 3.666 |
| 19:PHILLIPSBURG TOWN | .660 | .000 | .000 | .027 | 1.779 | .000 | .000 | 1.522 | .020 | .034 | 4.042 | 3.841 |
| 20:POHATCONG TWP | .669 | .054 | .000 | .027 | 1.825 | .000 | .000 | 1.339 | .050 | .000 | 3.964 | 3.722 |
| 21:WASHINGTON BORO | .766 | .000 | .000 | .031 | 1.489 | 1.338 | .000 | 1.478 | .019 | .040 | 5.161 | 4.221 |
| 22:WASHINGTON TWP | .663 | .053 | .000 | .027 | .945 | 1.192 | .000 | .728 | .020 | .000 | 3.628 | 3.442 |
| 23:WHITE TWP | .643 | .052 | .000 | .026 | 1.343 | .000 | .000 | .098 | .020 | .000 | 2.182 | 2.126 |


2020 ABSTRACT OF RATABLES FOR THE COUNTY OF WARREN

| TAXING DISTRICT | SPECIAL TAXING DISTRICTS | | | | |
|-----------------|--------------------------|--------------------|---------------|--------|-----------------------|
| | SPECIAL TAXING DISTRICT | NUMBER OF RATABLES | RATABLE VALUE | BUDGET | SPECIAL DISTRICT RATE |
| | | | | | |


2020 ABSTRACT OF RATABLES FOR THE COUNTY OF WARREN

| | |
|---|---------------|
| Total Amount of Miscellaneous Revenues (included Surplus Revenues Appropriated) for the Support of the County Budget | 21,691,997.30 |
| Rate per \$100 to be applied to Column 11 for apportionment of County Taxes | .62870334 |
| Net County Taxes Apportioned (Column 12 A iii) | 69,999,000.00 |
| * Adjustments (Net Total (Column 12 A i)) | 287,740.84 |
| * Net Overpayments are added to the Net Taxes Apportioned Net Underpayments are deducted from the Net Taxes Apportioned | |
| Rate per \$100 to be applied to Column 11 for apportionment of Library Taxes | .05027382 |
| Rate per \$100 to be applied to Column 11 for apportionment of Health Taxes | .00000000 |
| Rate per \$100 to be applied to Column 11 for apportionment of Open Space Taxes | .02500000 |
| County Percentage Level of Taxable Value of Real Property is 100% | |


WARREN COUNTY BOARD OF TAXATION




Samir Elbassiouny, President



Darryl Malcolm



William Watras




Elizabeth Gittens



Robert Stead

ATTEST: 
Melissa Pritchett

I hereby certify this to be a true copy of the Abstract of Ratables and Exemptions for the County of WARREN,
State of New Jersey for the year 2020 as filed with me by the WARREN County Board of Taxation



Kim Francisco
Chief Financial Officer